

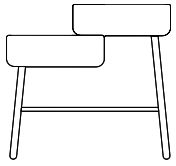


## Envi Price List


Effective June 9, 2023




Statement of Line



Page 6  
Envi Planter  
Double Stacked



Page 7  
Envi Planter  
Short Single



Page 8  
Envi Planter  
Tall Single

## Leg Solid Ash Finishes

- WCA Natural Ash
- WLO Lofty Oak on Ash
- TSTV Studio Teak Walnut Painted on Ash
- SSL Skyline Walnut Paint on Ash
- WMO Mocha Oak on Ash
- WEC Ebony on Ash

## Leg Solid Walnut Finishes

- WOW Clear Walnut on Walnut
- WGW Gunstock Walnut on Walnut
- WBW Henna Walnut on Walnut
- WSW Smokey Walnut on Walnut
- WWW Weathered On Walnut

Send 3x3 or larger finish chip for color match. Custom finish upcharge is 3% or \$250 Net (whichever is greater).



## Finish

Welltech Finish delivers a superior furniture coating with exceptional performance that can withstand stringent cleaning agents and possesses unparalleled durability, allowing DARRAN to provide lasting, sustainable products to our customers.

Metal stretcher is standard in MFW White. Optional premium metal finishes are available.

## Stretcher Metal Finishes

### STANDARD



MFW White  
(Standard)



MFG Gray  
(Premium)



MFGG Graphite Gray  
(Premium)




MFS Silver  
(Premium)



MFMB Matte Black  
(Premium)




MFNA Navy  
(Premium)



MFOL Olive  
(Premium)




MFGB Grey Beige  
(Premium)



MFOS Oyster  
(Premium)




MFSB Satin Bronze  
(Premium)



MGW Gray White  
(Premium)




MFGM Gold  
(Premium)



MFDB Dark Bronze  
(Premium)

## Planter Box Specifications

Planter Boxes are casted resin and painted in a low sheen. Paint provided by Sherwin-Williams.



PCS Cyberspace  
(SW 7076)



PEF Evergreen Fog  
(SW 9130)



PSS Skyline Steel  
(SW 1015)

1 Select Model

w" x d" x h"

42 x 18 x 40

ENV4218PL108

\$2535

2 Select Leg Finish

Click to view finishes

- WCA Natural Ash
- WLO Lofty Oak on Ash
- TSTV Studio Teak Walnut Painted on Ash
- SSL Skyline Walnut Paint on Ash
- WMO Mocha Oak on Ash
- WEC Ebony on Ash
- WOW Clear Walnut on Walnut (+350)
- WGW Gunstock Walnut on Walnut (+350)
- WBW Henna Walnut on Walnut (+350)
- WSW Smokey Walnut on Walnut (+350)
- WWW Weathered On Walnut (+350)

3 Select Stretcher Finish

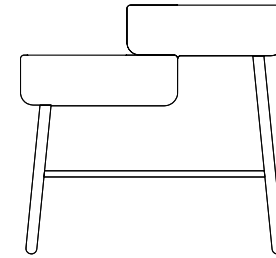
Click to view finishes

- MFW White Powdercoat Standard
- Additional Metal Finishes are available, see options.

4 Select Box Paint

Click to view paints

- PCS Cyberspace
- PEF Evergreen Fog
- PSS Skyline Steel



[Click here to view statement of line](#)

Product Features

- Solid Ash or Solid Walnut legs
- Ultra-High strength polyester resin cast planter boxes for long lasting durability
- Solid wood precision cut CNC machined hardwood legs for extra strength and stability
- Steel tube cross bracing on base for added stability
- Ships KD

Notes

- All veneer finishes are 5% matte sheen
- Solid Walnut legs +\$350

Options

Premium Metal Finishes

- Specify Metal Finish Color. MFMB: Matte Black, MFS: Silver, MFOS: Oyster, MFNA: Navy, MFOL: Olive, MFGG: Graphite Gray, MFG: Gray, MFDB: Dark Bronze, MFGM Gold, MFSB: Satin Bronze, MGW: Gray White - \$75

1 Select Model

w" x d" x h"

25 x 18 x 32

ENV2518PL109

\$1762

2 Select Leg Finish

Click to view finishes

- WCA Natural Ash
- WLO Lofty Oak on Ash
- TSTV Studio Teak Walnut Painted on Ash
- SSL Skyline Walnut Paint on Ash
- WMO Mocha Oak on Ash
- WEC Ebony on Ash
- WOW Clear Walnut on Walnut (+350)
- WGW Gunstock Walnut on Walnut (+350)
- WBW Henna Walnut on Walnut (+350)
- WSW Smokey Walnut on Walnut (+350)
- WWW Weathered On Walnut (+350)

3 Select Stretcher Finish


Click to view finishes

- MFW White Powdercoat Standard
- Additional Metal Finishes are available, see options

4 Select Box Paint

Click to view paints

- PCS Cyberspace
- PEF Evergreen Fog
- PSS Skyline Steel



[Click here to view statement of line](#)

Product Features

- Solid Ash or Solid Walnut legs
- Ultra-High strength polyester resin cast planter boxes for long lasting durability
- Solid wood precision cut CNC machined hardwood legs for extra strength and stability
- Steel tube cross bracing on base for added stability
- Ships KD

Notes

- All veneer finishes are 5% matte sheen
- Solid Walnut legs +\$350

Options

Premium Metal Finishes

- Specify Metal Finish Color. MFMB: Matte Black, MFS: Silver, MFOS: Oyster, MFNA: Navy, MFOL: Olive, MFGG: Graphite Gray, MFG: Gray, MFDB: Dark Bronze, MFGM Gold, MFSB: Satin Bronze, MGW: Gray White - \$75

1 Select Model

w" x d" x h"

25 x 18 x 40

ENV2518PL110

\$1941

2 Select Leg Finish

Click to view finishes

- WCA Natural Ash
- WLO Lofty Oak on Ash
- TSTV Studio Teak Walnut Painted on Ash
- SSL Skyline Walnut Paint on Ash
- WMO Mocha Oak on Ash
- WEC Ebony on Ash
- WOW Clear Walnut on Walnut (+350)
- WGW Gunstock Walnut on Walnut (+350)
- WBW Henna Walnut on Walnut (+350)
- WSW Smokey Walnut on Walnut (+350)
- WWW Weathered On Walnut (+350)

3 Select Stretcher Finish


Click to view finishes

- MFW White Powdercoat Standard
- Additional Metal Finishes are available, see options

4 Select Box Paint

Click to view paints

- PCS Cyberspace
- PEF Evergreen Fog
- PSS Skyline Steel



[Click here to view statement of line](#)

Product Features

- Solid Ash or Solid Walnut legs
- Ultra-High strength polyester resin cast planter boxes for long lasting durability
- Solid wood precision cut CNC machined hardwood legs for extra strength and stability
- Steel tube cross bracing on base for added stability
- Ships KD

Notes

- All veneer finishes are 5% matte sheen
- Solid Walnut legs +\$350

Options

Premium Metal Finishes

- Specify Metal Finish Color. MFMB: Matte Black, MFS: Silver, MFOS: Oyster, MFNA: Navy, MFOL: Olive, MFGG: Graphite Gray, MFG: Gray, MFDB: Dark Bronze, MFGM Gold, MFSB: Satin Bronze, MGW: Gray White - \$75