



Conferencing price list




Conferencing Price List

Effective November 1, 2022

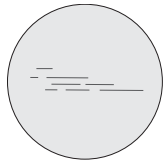
Date	Page	Modification	Description
11.10.22		Price Increase	9% price increase applied to all items excluding options.
11.28.22		Finish	Added GNA Narvik Ash Finish
12.21.22	2	Removed Ash Veneers	
02.17.23		Added Ebony Finish	
05.18.23	85	Added PSG82-L – Linking to the Powered seamless grommet w/ seclusion daisylink	
6.20.23		Removed the DUAL Power systems	
6.20.23		Added WLO, WWW, MWW finishes	
6.28.23		Powered Seamless Grommet no longer available on Thermally Fused Laminate	

Statement of Line
Features & Advantages1
Finishes | Specifications3
Edges4
Pulls | Knobs.....5
Grommets | Grommet Reference6
Ganging | Height Reference7
Tables8
Drum Bases20
Cube Bases24
Modesty Trough.....32
Panel Pedestal Bases.....33
Traditional Bases37
Metal Bases.....38
Conferencing Legs44
Capitol Park Conferencing45
Central Park Conferencing47
Jamestown Conferencing.....42
Not So Square Conferencing55
Prado Conferencing58
Richmond Park Conferencing60
Rift Conferencing.....62
Options71
Power & Data78
Table Base Matrix.....88


Statement of Line




Page 8
Tables - Conference
Round



Page 9
Glass Tables - Conference
Round




Page 10
Tables - Conference
Sunburst Round



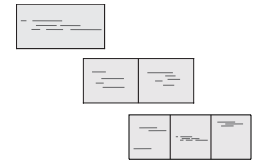
Page 11
Tables - Conference
Square




Page 12
Glass Tables - Conference
Square



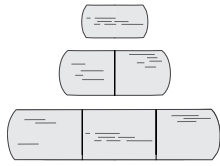
Page 13
Tables - Conference
Rectangle



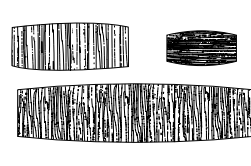
Page 14
Glass Tables - Conference
Rectangle



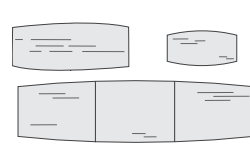
Page 15
Tables - Conference
Arc End



Page 16
Glass Tables - Conference
Arc End



Page 17
Tables - Conference
Boat



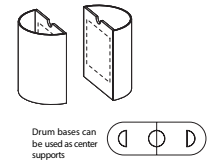
Page 18
Glass Tables - Conference
Boat



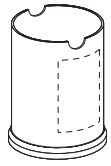
Page 19
Telecom Tables - Conference
Wedge



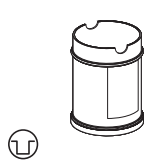
Page 20
Drum Bases - Conference
Wood Drum



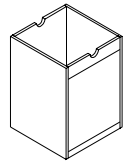
Page 21
Drum Bases - Conference
Half Wood Drum



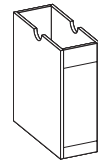
Page 22
Drum Bases - Conference
Transitional Wood Cylinder Base



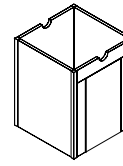
Page 23
Traditional Drum Bases - Con-
ference
Traditional Drum



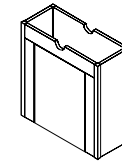
Page 24
Cube Bases - Conference
Contemporary Cube Base



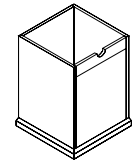
Page 25
Cube Bases - Conference
Contemporary Half Cube



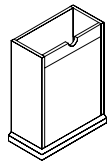
Page 26
Cube Bases - Conference
Contemporary Cube W/ Metal
Detail



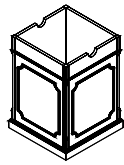
Page 27
Cube Post Bases - Conference
Contemporary Half Cube With
Metal Detail



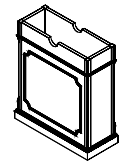
Page 28
Cube Bases - Conference
Transitional Cube



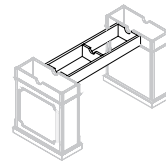
Page 29
Cube Bases - Conference
Transitional Half Cube



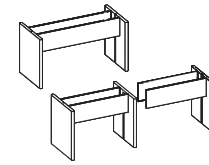
Page 30
Traditional Cube Bases - Con-
ference
Full Traditional Cabinet Bases



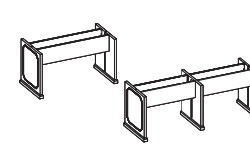
Page 31
Traditional Cube Bases - Con-
ference
Half Traditional Cabinet Base



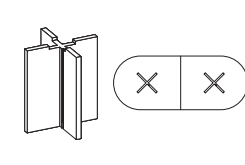
Page 32
Modesty Trough / Tray Bases -
Conference
4 3/4" H Wire Trough Modesty



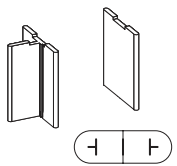
Page 33
Panel Base W/ Wire Management
Modesty - Conference
Panel Base



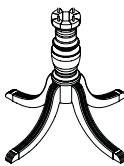
Page 34
Panel Base W/ Wire Management
Modesty - Conference
Traditional Panel Base



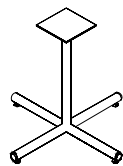
Page 35
Panel Pedestal Bases - Con-
ference
Panel X Base



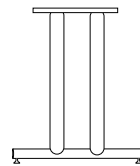
Page 36
Panel Pedestal Bases - Con-
ference
Panel T Base



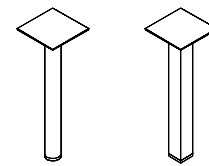
Page 37
Traditional Bases - Conference
Traditional Duncan Phyfe Pedes-
tal Base



Page 38
Metal Bases - Conference
Column "X" Series



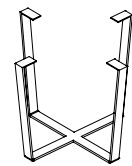
Page 39
Metal Bases - Conference
Metal Column T-Leg



Page 40
Metal Bases - Conference
Metal Leg - Kd

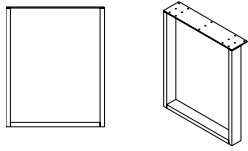


Page 41
Metal Bases - Conference
Tapered Metal Leg

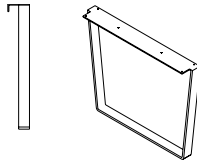


Page 42
Metal Bases - Conference
Metal Angled Sleigh Base

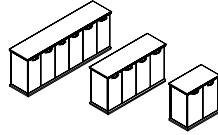
Statement of Line



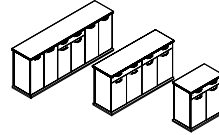
Page 43
Central Park Base - Conference - Central Park
Single Metal "U" Shaped Leg



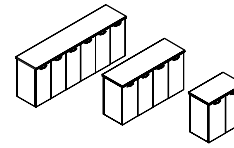
Page 44
Conferencing Legs - Conference
Single Metal Leg



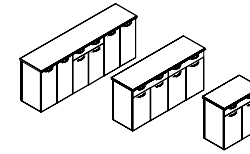
Page 45
Full Pedestal Credenzas - Conference - Capitol Park
Conferencing Storage Credenza



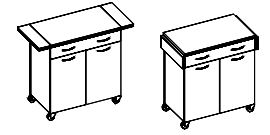
Page 46
Full Pedestal Credenzas - Conference - Capitol Park
Conferencing Buffet Credenza



Page 47
Full Pedestal Credenzas - Conference - Central Park
Conferencing Storage Credenza



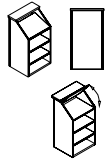
Page 48
Full Pedestal Credenzas - Conference - Central Park
Conferencing Buffet Credenza



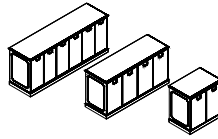
Page 49
Conferencing Casegoods - Conference - Central Park
Mobile Extension Buffet Cart



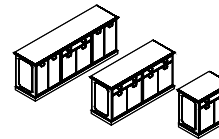
Page 50
Visual Boards - Conference - Central Park
Visual Board



Page 51
Lecterns - Conference - Central Park
Lectern



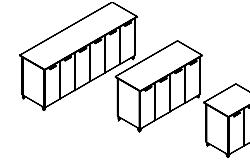
Page 52
Full Pedestal Credenzas - Conference - Jamestown
Conferencing Storage Credenza



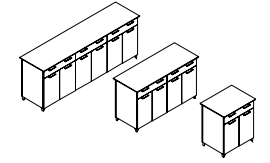
Page 53
Full Pedestal Credenzas - Conference - Jamestown
Conferencing Buffet Credenza



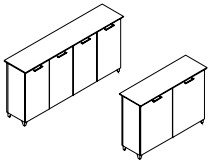
Page 54
Cabinets - Conference - Jamestown
Traditional Telephone Cabinet



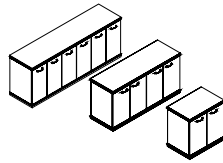
Page 55
Full Pedestal Credenzas - Conference - NOT SO square
Conferencing Storage Credenza



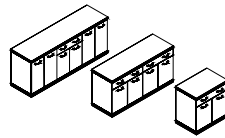
Page 56
Storage Credenzas - Conference - NOT SO square
Buffet / Storage Credenzas



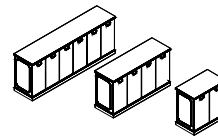
Page 57
Storage Credenzas - Conference - NOT SO square
Console Cabinets



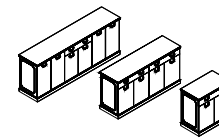
Page 58
Full Pedestal Credenzas - Conference - Prado
Conferencing Storage Credenza



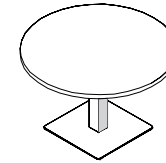
Page 59
Full Pedestal Credenzas - Conference - Prado
Conferencing Buffet Credenza



Page 60
Full Pedestal Credenzas - Conference - Richmond Park
Conferencing Storage Credenza



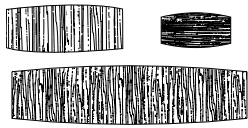
Page 61
Full Pedestal Credenzas - Conference - Richmond Park
Conferencing Buffet Credenza




Page 62
Conference Table - Conference - Rift
Round Conference Table With Column




Page 63
Top - Conference - Rift
Rectangle



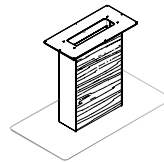
Page 64
Top - Conference - Rift
Boat



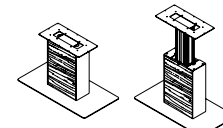
Page 65
Top - Conference - Rift
Telecom Wedge



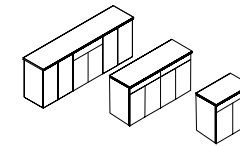
Page 66
Top - Conference - Rift
Midship



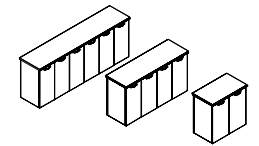
Page 67
Bases - Conference - Rift
Stationary Base



conference height bar height
Page 68
Bases - Conference - Rift
Adjustable Height Base



Page 69
Credenzas - Conference - Rift
Buffet Credenza



Page 70
Credenzas - Conference - Rift
Storage Credenza

Veneer and HPL tops

Veneer tops and high-pressure laminate tops feature a 45-pound density substrate with balanced 3-ply construction. Tops are 1-1/8" thick. DARRAN only uses HPVA A Grade Flat Cut Cherry, Maple, and Walnut Veneers and A Grade Quartered Oak. Cherry and Walnut veneers are book-matched. Oak, Maple, and Ash Veneers are slip-matched. Veneer tops feature a 3mm external solid hardwood band, HPL tops features a 2mm flat PVC band or a 1mm laminate self-edge. Some collections feature double cut reconstituted walnut and oak veneers.

TFL tops

Thermally Fused Laminate tops feature a 45-pound density substrate with balanced 3-ply construction. Tops are 1-1/8" thick. Laminate tops feature a 2mm flat PVC band.

Chassis & pedestal

All pedestals and chassis are constructed with 3/4" thick balanced 3-ply panels. Panels are securely fastened together using rails that are bored and doweled, glued, metal reinforcement brackets and wood cleat construction. Thick end panels are pre-bored to accept a tee nut for the adjustable glide and are reinforced with pvc banding to prevent glide tear out. Glue blocks are used where 3/4" thick panels are joined, bored for tee nut to accept adjustable glide.

Adjustable glides

Glides provide 1" of vertical leveling adjustment. Glide bottom is durable metal.

Drawers

All drawers are constructed of four sides and a bottom, which are attached to a drawer front with screws for easy removal. Drawer fronts feature vertically matched veneer within each pedestal. Pencil trays are standard in all box drawers. Jamestown, Prado, Rift, and Spaces feature maple veneer 1/2" thick material for drawer sides, fronts and backs with a UV finish for maximum durability. Drawer bottoms are 7/32" thick 3-ply maple veneer. Drawer boxes are assemble at each corner with dowel joinery for maximum drawer strength. Capitol Park, Central Park, NSsq, Reception Park, and Richmond Park feature drawers that are 1/2" thick wood grained wrapped 5 sided miter-folded construction with 1/8" thick hardboard bottoms.

Drawer fronts

Drawer fronts are vertically matched in balanced sets. Doors feature vertical veneer bookmatched horizontally in sets of 2 / 4 and 6 doors. All drawers and doors have traditional scallop profile edge shape. All tower fronts matched in vertical sets.

Suspensions

All casegoods utilize cold rolled steel zinc plated high-grade drawer suspensions. All suspensions are warranted for the lifetime of the product. Box and File drawers are full extension, featuring steel ball bearings for a smoother quieter range of motion with soft

close operation and are rated 100lbs. Lateral file drawers are a progressive action full extension suspension with the soft close operation and is rated at 150lbs. Lateral files include anti tip mechanism that will allow only one drawer at a time to be opened.

Hinges

Units with doors include 95 degree swing hinges.

Locks

Silver, black or bronze face locks are standard on all desks, credenzas, returns, and modular pedestals and match the color of the pull selection. Locks are optional on door storage, overhead storage, towers with doors and all door units. Each drawer pedestal is independently locked. Lock plugs are factory or field installed.

KEYING

Keying is available either factory or field installed. Factory installed keying is random.

Wire management

Wire management capabilities include standard and optional worksurface grommets. Specify W-1 under surface wire channels for organization and management of all communication wires and cords. Horizontal J-Channel wire management (Sku: W-1) is sold separately to conceal wire under worksurfaces.

Grommets

Metal grommets are provided to match the drawer pull selection. Grommet is available in black, silver, white or antique brass. Must specify standard or non-standard location. Black plastic grommets are available as an option for vertical applications.

Powerports

A large selection of powerports are available and handle power, data, docking stations and communication. See options section for selection.

STANDARD VENEER	PREMIUM VENEER	HIGH PRESSURE LAMINATE	THERMALLY FUSED LAMINATE
WEC EBONY	N/A	GEC Ebony	MEC Ebony
WAC Amber Cherry	N/A	GAC Amber Cherry	MAC Amber Cherry
WIC Crimson Cherry	N/A	GIC Crimson Cherry	N/A
WHC Honey Cherry	N/A	GHC Honey Cherry	N/A
WOC KoKo Cherry	N/A	GOC KoKo Cherry	MOC KoKo Cherry
WAM Alabaster Maple	N/A	GAM Alabaster Maple	N/A
WCM Clear Maple	N/A	GCM Clear Maple	N/A
N/A	WMO Mocha Oak	N/A	N/A
N/A	WNO Natural Oak	N/A	N/A
N/A	WSO Salted Oak	N/A	N/A
N/A	WLO Lofty Oak	N/A	N/A
WEW Executive Walnut	N/A	GEW Executive Walnut	N/A
WGW Gunstock Walnut	N/A	N/A	MGW Gunstock Walnut
WBW Henna Walnut	N/A	N/A	N/A
WSW Smokey Walnut	N/A	GNA Narvik Ash+ 5%	MNA Narvik Ash
WNW Natural Walnut	N/A	GNW Natural Walnut	N/A
WWW Weathered Walnut	N/A	N/A	MWW Weathered Walnut
N/A	TBCO Baby's Cheek	N/A	N/A
N/A	TBSW Brown Sugar	N/A	N/A
N/A	TOBW Organic Brown	N/A	N/A
N/A	TSTV Studio Teak Walnut	GSTV Studio Teak Walnut +10%	MTW Studio Teak Walnut
N/A	TSMV Seattle Mist	N/A	N/A
N/A	TSLV Skyline Walnut	GSLV Skyline Walnut + 10%	MSW Skyline Walnut
WWP Designer White Paint	N/A	GWL Designer White	MWL Designer White
N/A	PO01 Olive	N/A	N/A
N/A	PO02 Aquavert	N/A	N/A
N/A	PO03 Mushroom	N/A	N/A
N/A	PO07 Pebble	N/A	N/A
N/A	PO08 Vapour	N/A	N/A
N/A	PO09 Verde	N/A	N/A
N/A	N/A	LA02 Verde Chair + 20%	N/A
N/A	N/A	LF02 Just Rose	N/A
N/A	N/A	LP01 Surfin USA	N/A
N/A	N/A	LN01 Cafe Sienna	N/A

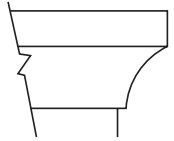
HPL TOPS ON TFL PRODUCTS Add 10% - Available with flat edge only
 inish chip for color match. Custom finish upcharge is 3% or \$250 Net (whichever is greater).



Finish

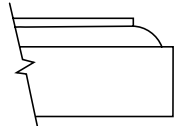
Welltech Finish delivers a superior furniture coating with exceptional performance that can withstand stringent cleaning agents and possesses unparalleled durability, allowing DARRAN to provide lasting, sustainable products to our customers.

Standard Profile



Capitol Park

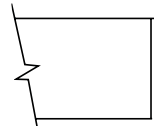
3mm solid
hardwood band



Classic

"W" 3mm solid
hardwood band

"G" HPL self edge

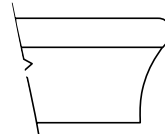


Flat

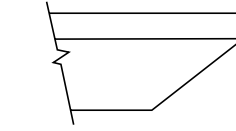
"W" 3mm solid
hardwood band

"P" 3mm solid
hardwood band

"G" HPL self edge



Knife

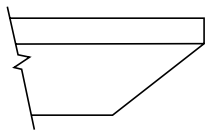


Ledge

"W" 3mm solid
hardwood band

"P" 3mm solid
hardwood band

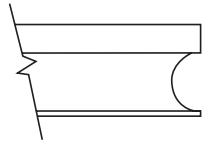
"G" HPL self edge



NSS Bevel

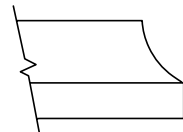
"W" 3mm solid
hardwood band

"G" HPL self edge

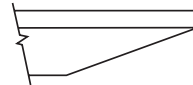


Prado

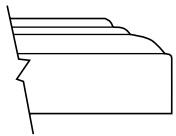
"W" 3mm solid
hardwood band



Richmond Park

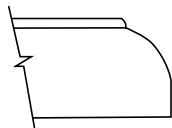


Rift



Traditional

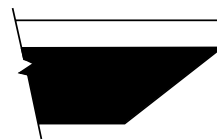
"W" 3mm solid
hardwood band



Waterfall

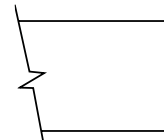
"M" Standard profile

Central Park Edges for "M" Styles
1 mm PVC Edge with Black Foil



NSS Bevel

2 mm PVC
Edge with Black
Foil



Flat

2 mm PVC
Edge

Pulls/Knobs

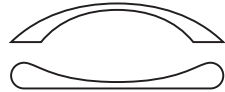
Factory Installed



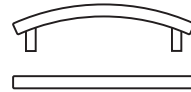
PL-4 Antique Brass




PL-5 Antique Brass
PL-50 Brushed Pewter



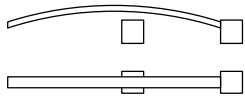
PL-105 Matte Black
PL-106 Matte Nickel




PL-112 Matte Black
PL-113 Matte Nickel



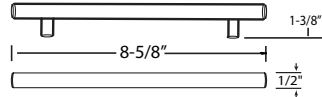
PL-115 Matte Black
PL-116 Matte Nickel




PL-125 Antique Pewter
PL-126 Antique English
PL-127 Matte Black




PL-210 Anodized Aluminum



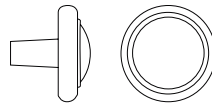
PL-310 Stainless Steel
PL-311 Royal Brass



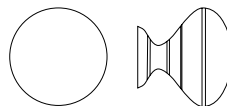
PL-300 Matte Chrome
PL-301 Matte Chrome
PL-302 White
PL-303 White



PL-304 Matte Chrome
PL-305 Matte Chrome
PL-306 White
PL-307 White



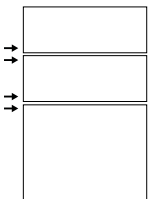
DK-4 Antique Brass



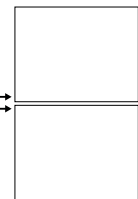
DK-114 Brushed Pewter

Finger Pulls

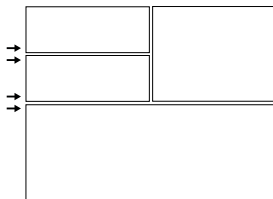
Arrow indicates finger pull location(not available on TFL)




b/b/f



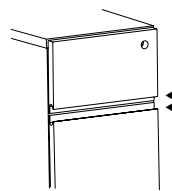
f/f



multi




lateral/lateral



finger pull side view

TM30
Black
1-5/8" Dia.

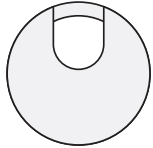


Optional grommets

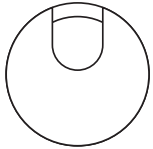
Factory Installed

Grommets (Standard Location)
Specify Color and Left/Right/Center - \$50 ea.
- Black: TM30-R (Right), TM30-L (Left), TM30-C (Center)
- Silver: TM31-R (Right), TM31-L (Left), TM31-C (Center)
- Antique Brass: TM33-R (Right), TM33-L (Left), TM33-C (Center)
- White: TM34-R (Right), TM34-L (Left), TM34-C (Center)

TM31
Silver
1-5/8" Dia.

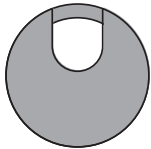


TM34
White
1-5/8" Dia.



Grommets (Non-Standard Location)
Provide drawing w/ Grommet Location and Specify Color - \$95 ea.
- Black: TM30-NS
- Silver: TM31-NS
- Antique Brass: TM33-NS
- White: TM34-NS

TM33
Antique Brass
1-5/8" Dia.




TM50
Black
1-5/8" Dia.



Grommets (vertical surface)

Standard Location - \$50 ea.
- Black Plastic Vertical Surface: TM50-C (Bottom Center)

Non-Standard Location - \$95 ea.
- Black Plastic Vertical Surface: TM50-NS



W1

Horizontal J-Channel

Horizontal J-Channel wire management (Sku: W-1) is sold separately to conceal wire under worksurfaces.

Ganging – Flush Cut Modification

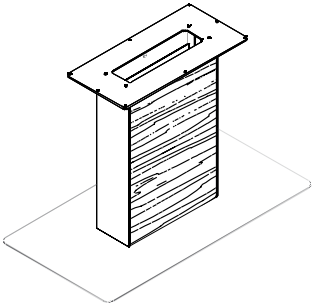
30”H Casegood Worksurface & Base Ganging Modifications

Depending on style some casegoods are shaped on the ends. For those collections to gang two casegood units, each unit end to be ganged must be flush cut modified for gapless surfaces and cabinet chassis.

Order Option:

- FC-B: Flush Unit Both Sides(Facing) for Ganging - \$100
- FC-L: Flush Unit Left (Facing) for Ganging - \$100
- FC-R: Flush Unit Right (Facing) for Ganging - \$100

Flush cut modification per unit includes all modifications to gang to one end or both ends when units are ganged. Modification includes tops, base and molding.



Height adjustable bases range from 29" to 49". Maximum weight capacity of 350 lbs.

Modification reduces width size approximately 1” per end.

Overhead consoles and towers are offered freestanding and ganging – inclusive of flush cut modifications.

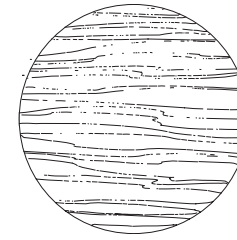
Example:

RPC3121100W Two Drawer Lateral File (Left) Flush Cut Right – FC-R...\$100

RPC7221054 Kneespace Credenza (Right) Flush Cut Left – FC-L...\$100

Conference

Tables
Round



[Click here to view statement of line](#)

1 Select Model

w" x d" x h"	Weight
60 DIA x 1-1/2"	125
54 DIA x 1-1/2"	95
48 DIA x 1-1/2"	85
42 DIA x 1-1/2"	75
36 DIA	50

Standard Veneer Top		Premium Veneer Top		High Pressure Laminate Top		Thermally Fused Laminate Top	
TBT6060RD500W	3279	TBT6060RD500P	3607	TBT6060RD500G	3279	TBT6060RD500M	999
TBT5454RD500W	2900	TBT5454RD500P	3190	TBT5454RD500G	2900	TBT5454RD500M	841
TBT4848RD500W	2329	TBT4848RD500P	2562	TBT4848RD500G	2329	TBT4848RD500M	772
TBT4242RD500W	1984	TBT4242RD500P	2183	TBT4242RD500G	1984	TBT4242RD500M	670
TBT3636RD500W	1737	TBT3636RD500P	1911	TBT3636RD500G	1737	TBT3636RD500M	676

Product Features

- WellTech Finish Technology *Environmental Coatings Technology
- 1-5/16" thick top

Seating Accommodations

- 60" diameter seats six
- 54" diameter seats four to six
- 48" and 42" diameter seats four
- 36" diameter seats three to four

2 Select Finish

[Click to view finishes](#)

WAC	WNW	TBCO	PO01	GAC	GNW	LP01	MEC	MWW
WIC	WWP	TBSW	PO02	GIC	GSTV		MAC	
WHC	WWW	TSTV	PO03	GHC	+ %10		MOC	
WOC		TSMV	PO07	GNA +	GSLV		MGW	
WEC		TSLV	PO08	5%	+ %10		MTW	
WAM		TOBW	PO09	GEC	GWL		MSW	
WCM		WMO		GOC	LA02		MWL	
WEW		WNO		GAM	+ 20%		MNA(Flat	
WGW		WSO		GCM	LF02		Edge	
WBW		WLO		GEW	LN01		Only)	
WSW								

3 Select Edge

[Click to view edges](#)



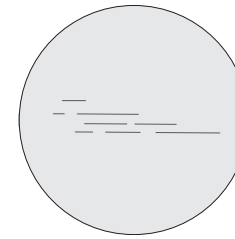
4 Select Hardware

[Click to view details](#)

Hardware	Hardware	Hardware	Hardware
N/A	N/A	N/A	N/A

Conference





Glass Tables
Round



[Click here to view statement of line](#)

1 Select Model

w" x d" x h"	Weight
60 DIA x 1-1/2"	290
54 DIA x 1-1/2"	225
48 DIA x 1-1/2"	190
42 DIA x 1-1/2"	155

	White Glass Gloss Finish	Black Glass Gloss Finish	White Glass SoftEtch™ Finish	Black Glass SoftEtch™ Finish
	TBT6060RD500SW 7084	TBT6060RD500SB 7084	TBT6060RD500EW 7084	TBT6060RD500EB 7084
	TBT5454RD500SW 5918	TBT5454RD500SB 5918	TBT5454RD500EW 5918	TBT5454RD500EB 5918
	TBT4848RD500SW 4870	TBT4848RD500SB 4870	TBT4848RD500EW 4870	TBT4848RD500EB 4870
	TBT4242RD500SW 3944	TBT4242RD500SB 3944	TBT4242RD500EW 3944	TBT4242RD500EB 3944
2 Select Finish Click to view finishes	Finish N/A	Finish N/A	Finish N/A	Finish N/A
3 Select Edge Click to view edges	 Infinity	 Infinity	 Infinity	 Infinity
4 Select Hardware Click to view details	Hardware N/A	Hardware N/A	Hardware N/A	Hardware N/A

Product Features

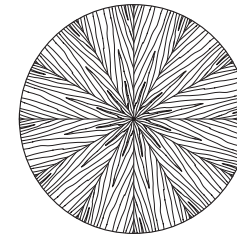
- Subtop is recessed 3" and edge is finished to match glass
- Glass features flat polished edge
- Custom back painted colors available upon quote
- Glass is 1/2" thick with 1-1/4" subtop

Notes

- Any Sherwin Williams, Benjamin Moore or Valspar custom back painted glass color is available for a one-time fee per order for \$1475 list.
- DARRAN makes every effort to produce back painted glass with the best available low iron material for color consistency. Low iron glass is a natural material with slight variation from sheet to sheet.
- Seating Accommodations
 - 60" diameter seats six
 - 54" diameter seats four to six
 - 48" and 42" diameter seats four to five

Conference

Tables Sunburst Round



[Click here to view statement of line](#)

1 Select Model

w" x d" x h"	Weight
60 DIA x 1-1/2"	125
54 DIA x 1-1/2"	95
48 DIA x 1-1/2"	85
42 DIA x 1-1/2"	75

Standard Veneer Top		Premium Veneer Top		High Pressure Laminate Top	Thermally Fused Laminate Top
TBT6060SB500W	3983	TBT6060SB500P	4382	"G" Option N/A	"M" Option N/A
TBT5454SB500W	3493	TBT5454SB500P	3843	"G" Option N/A	"M" Option N/A
TBT4848SB500W	2700	TBT4848SB500P	2971	"G" Option N/A	"M" Option N/A
TBT4242SB500W	2383	TBT4242SB500P	2622	"G" Option N/A	"M" Option N/A

Product Features

- WellTech Finish Technology *Environmental Coatings Technology
- 1-5/16" thick top

Seating Accommodations

- 60" diameter seats six
- 54" diameter seats four to six
- 48" and 42" diameter seats four to five
- 36" diameter seats three to four

2 Select Finish

[Click to view finishes](#)

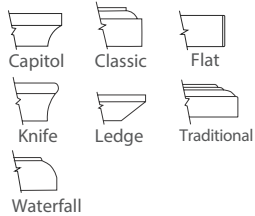
- WAC
- WIC
- WHC
- WOC
- WAM
- WCM
- WEW
- WGW
- WBW
- WSW
- WNW

- WWP
- WWW

- WMO
- WNO
- WSO
- WLO

3 Select Edge

[Click to view edges](#)



4 Select Hardware

[Click to view details](#)


- Hardware
- N/A

- Hardware
- N/A

Conference

Tables
Square

[Click here to view statement of line](#)



1 Select Model

w" x d" x h"	Weight
60 x 60 x 1-1/2"	125
54 x 54 x 1-1/2"	95
48 x 48 x 1-1/2"	85
42 x 42 x 1-1/2"	75

Standard Veneer Top		Premium Veneer Top		High Pressure Laminate Top		Thermally Fused Laminate Top	
TBT6060SQ500W	2620	TBT6060SQ500P	2882	TBT6060SQ500G	2620	TBT6060SQ500M	999
TBT5454SQ500W	2345	TBT5454SQ500P	2581	TBT5454SQ500G	2345	TBT5454SQ500M	841
TBT4848SQ500W	1868	TBT4848SQ500P	2055	TBT4848SQ500G	1868	TBT4848SQ500M	772
TBT4242SQ500W	1787	TBT4242SQ500P	1966	TBT4242SQ500G	1787	TBT4242SQ500M	731

Product Features

- WellTech Finish Technology *Environmental Coatings Technology
- 1-5/16" thick top

Seating Accommodations

- 60" seats eight
- 54" seats four to five
- 48" and 42" seats four

2 Select Finish

[Click to view finishes](#)

- WAC
- WIC
- WHC
- WOC
- WEC
- WAM
- WCM
- WEW
- WGW
- WBW
- WSW

- WNW
- WWP
- WWW

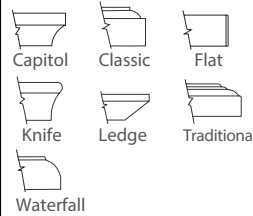
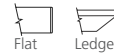
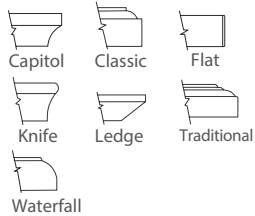
- TBCO PO01
- TBSW PO02
- TSTV PO03
- TSMV PO07
- TSLV PO08
- TOBW PO09
- WMO
- WNO
- WSO
- WLO

- GEC GSTV
- GAC + %10
- GIC GSLV
- GHC + %10
- GNA + GWL
- 5% LA02
- GOC + 20%
- GAM LF02
- GCM LN01
- GEW LP01
- GNW

- MEC MWW
- MAC
- MOC
- MGW
- MTW
- MSW
- MWL
- MNA(Flat Edge Only)

3 Select Edge

[Click to view edges](#)



4 Select Hardware

[Click to view details](#)

Hardware
N/A

Hardware
N/A


Hardware
N/A

Hardware
N/A

Conference

Glass Tables
Square

[Click here to view statement of line](#)



1 Select Model

w" x d" x h"	Weight
60 x 60 x 1-1/2"	290
54 x 54 x 1-1/2"	225
48 x 48 x 1-1/2"	190
42 x 42 x 1-1/2"	155

White Glass Gloss Finish		Black Glass Gloss Finish		White Glass SoftEtch™ Finish		Black Glass SoftEtch™ Finish	
TBT6060SQ500SW	6614	TBT6060SQ500SB	6614	TBT6060SQ500EW	6614	TBT6060SQ500EB	6614
TBT5454SQ500SW	5587	TBT5454SQ500SB	5587	TBT5454SQ500EW	5587	TBT5454SQ500EB	5587
TBT4848SQ500SW	4667	TBT4848SQ500SB	4667	TBT4848SQ500EW	4667	TBT4848SQ500EB	4667
TBT4242SQ500SW	3844	TBT4242SQ500SB	3844	TBT4242SQ500EW	3844	TBT4242SQ500EB	3844

Product Features

- Subtop is recessed 3" and edge is finished to match glass
- Glass features flat polished edge
- Custom back painted colors available upon quote
- Glass is 1/2" thick with 1-1/4" subtop

Notes

- Any Sherwin Williams, Benjamin Moore or Valspar custom back painted glass color is available for a one-time fee per order for \$1475 list.
 - DARRAN makes every effort to produce back painted glass with the best available low iron material for color consistency. Low iron glass is a natural material with slight variation from sheet to sheet.
- Seating Accommodations
- 60" seats eight
 - 54" seats four to five
 - 48" and 42" seats four

2 Select Finish

[Click to view finishes](#)

Finish N/A

Finish N/A

Finish
N/A

Finish
N/A

3 Select Edge

[Click to view edges](#)



Infinity



Infinity



Infinity



Infinity

4 Select Hardware

[Click to view details](#)

Hardware
N/A

Hardware
N/A

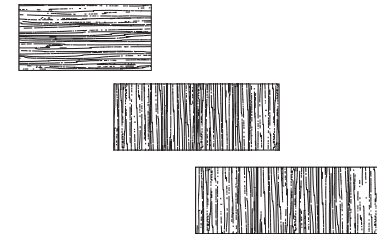
Hardware
N/A

Hardware
N/A

Conference

Tables
Rectangle

[Click here to view statement of line](#)



1 Select Model

w" x d" x h"	Weight
3 Piece Top	
240 x 60 x 1-1/2"	615
240 x 54 x 1-1/2"	555
2 Piece Top	
216 x 60 x 1-1/2"	555
216 x 54 x 1-1/2"	505
192 x 54 x 1-1/2"	450
168 x 54 x 1-1/2"	330
144 x 48 x 1-1/2"	250
120 x 48 x 1-1/2"	210
1 Piece Top	
96 x 48 x 1-1/2"	170
84 x 42 x 1-1/2"	130
72 x 36 x 1-1/2"	100

Standard Veneer Top		Premium Veneer Top		High Pressure Laminate Top		Thermally Fused Laminate Top	
TBT24060RE500W	10885	TBT24060RE500P	11974	TBT24060RE500G	10885	TBT24060RE500M	3483
TBT24054RE500W	10742	TBT24054RE500P	11817	TBT24054RE500G	10742	TBT24054RE500M	3430
TBT21660RE500W	9251	TBT21660RE500P	10177	TBT21660RE500G	9251	TBT19254RE500M	2231
TBT21654RE500W	9137	TBT21654RE500P	10051	TBT21654RE500G	9137	TBT16854RE500M	2171
TBT19254RE500W	7250	TBT19254RE500P	7976	TBT19254RE500G	7250	TBT14448RE500M	1978
TBT16854RE500W	7055	TBT16854RE500P	7761	TBT16854RE500G	7055	TBT12048RE500M	1944
TBT14448RE500W	6435	TBT14448RE500P	7079	TBT14448RE500G	6435	TBT9648RE500M	1172
TBT12048RE500W	6017	TBT12048RE500P	6619	TBT12048RE500G	6017	TBT8442RE500M	1048
TBT9648RE500W	3615	TBT9648RE500P	3977	TBT9648RE500G	3316	TBT7236RE500M	931
TBT8442RE500W	3494	TBT8442RE500P	3844	TBT8442RE500G	3494		
TBT7236RE500W	2983	TBT7236RE500P	3281	TBT7236RE500G	2983		

2 Select Finish

[Click to view finishes](#)

WAC
WIC
WHC
WOC
WEC
WAM
WCM
WEW
WGW
WBW
WSW

WNW
WWP
WWW

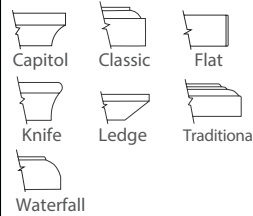
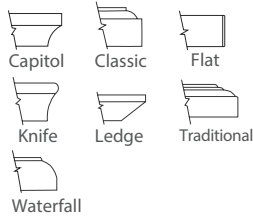
TBCO PO01
TBSW PO02
TSTV PO03
TSMV PO07
TSLV PO08
TOBW PO09
WMO
WNO
WSO
WLO

GEC GNW LP01
GAC GSTV
GIC + %10
GHC GSLV
GNA + + %10
5% GWL
GOC LA02
GAM + 20%
GCM LF02
GEW LN01

MEC MWW
MAC
MOC
MGW
MTW
MSW
MWL
MNA(Flat
Edge
Only)

3 Select Edge

[Click to view edges](#)



4 Select Hardware

[Click to view details](#)

Hardware
N/A

Hardware
N/A

Hardware
N/A

Hardware
N/A

Product Features

- WellTech Finish Technology *Environmental Coatings Technology
- 1-5/16" thick top

Seating Accommodations

- 240" seats sixteen to eighteen
- 216" seats twelve to fourteen
- 192" seats ten to twelve
- 168" seats ten
- 144" and 120" seats eight to ten
- 96" and 84" seats eight
- 72" seats six to eight

Options

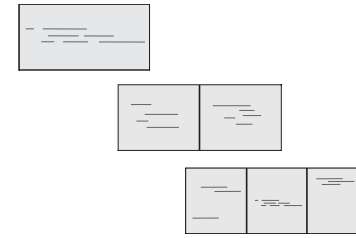
Power

- REF-310: Reef power unit with daisylink - \$1199 ea
- PD-Cove-PKO: Cove corded series - \$872 ea
FPDB: Flush power/data bay
- Hardwired: FPDB-H72: 72" Cord - \$1363. FPDB-H108: 108" Cord - \$1300.
FPDB-H144: 144" Cord - \$1350. FPDB-H180: 180" Cord - \$1400.
- Power/Plug: FPDB-C72: 72" Cord - \$1250. FPDB-C108: 108" Cord - \$1300. FPDB-C144: 144" - Cord \$1350. FPDB-C180: 180" Cord - \$1400

Conference

Glass Tables
Rectangle

[Click here to view statement of line](#)



1 Select Model

w" x d" x h"	Weight
3 Piece Top	
240 x 60 x 1-1/2"	1270
240 x 54 x 1-1/2"	1145
2 Piece Top	
216 x 60 x 1-1/2"	1145
216 x 54 x 1-1/2"	1035
192 x 54 x 1-1/2"	920
168 x 54 x 1-1/2"	740
144 x 48 x 1-1/2"	565
120 x 48 x 1-1/2"	470
1 Piece Top	
96 x 48 x 1-1/2"	380
84 x 42 x 1-1/2"	290
72 x 36 x 1-1/2"	220

White Glass Gloss Finish	Black Glass Gloss Finish	White Glass SoftEtch™ Finish	Black Glass SoftEtch™ Finish
TBT24060RE500SW 23820	TBT24060RE500SB 23820	TBT24060RE500EW 23820	TBT24060RE500EB 23820
TBT24054RE500SW 21713	TBT24054RE500SB 21713	TBT24054RE500EW 21713	TBT24054RE500EB 21713
TBT21660RE500SW 21605	TBT21660RE500SB 21605	TBT21660RE500EW 21605	TBT21660RE500EB 21605
TBT21654RE500SW 19728	TBT21654RE500SB 19728	TBT21654RE500EW 19728	TBT21654RE500EB 19728
TBT19254RE500SW 17781	TBT19254RE500SB 17781	TBT19254RE500EW 17781	TBT19254RE500EB 17781
TBT16854RE500SW 15593	TBT16854RE500SB 15593	TBT16854RE500EW 15593	TBT16854RE500EB 15593
TBT14448RE500SW 12398	TBT14448RE500SB 12398	TBT14448RE500EW 12398	TBT14448RE500EB 12398
TBT12048RE500SW 10374	TBT12048RE500SB 10374	TBT12048RE500EW 10374	TBT12048RE500EB 10374
TBT9648RE500SW 8694	TBT9648RE500SB 8694	TBT9648RE500EW 8694	TBT9648RE500EB 8694
TBT8442RE500SW 6836	TBT8442RE500SB 6836	TBT8442RE500EW 6836	TBT8442RE500EB 6836
TBT7236RE500SW 5422	TBT7236RE500SB 5422	TBT7236RE500EW 5422	TBT7236RE500EB 5422

2 Select Finish

[Click to view finishes](#)

Finish N/A

Finish N/A

Finish N/A

Finish N/A

3 Select Edge

[Click to view edges](#)



Infinity



Infinity



Infinity



Infinity

4 Select Hardware

[Click to view details](#)

Hardware N/A

Hardware N/A

Hardware N/A

Hardware N/A

Product Features

- Subtop is recessed 3" and edge is finished to match glass
- Glass features flat polished edge
- Custom back painted colors available upon quote
- Glass is 1/2" thick with 1-1/4" subtop

Notes

- Any Sherwin Williams, Benjamin Moore or Valspar custom back painted glass color is available for a one-time fee per order for \$1475 list.
- DARRAN makes every effort to produce back painted glass with the best available low iron material for color consistency. Low iron glass is a natural material with slight variation from sheet to sheet.

Seating Accommodations

- 240" seats sixteen to eighteen
- 216" seats twelve to fourteen
- 192" seats ten to twelve
- 168" seats ten
- 144" and 120" seats eight to ten
- 96" and 84" seats eight
- 72" seats six to eight

Options

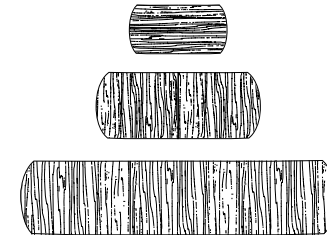
Power

- Add \$125 per power pod when specifying power on a glass conference table top
- REF-310: Reef power unit with daisylink - \$1199 ea
- PD-Cove-PKO: Cove corded series - \$872 ea
- FPDB: Flush power/data bay
- Hardwired: FPDB-H72: 72" Cord - \$1363. FPDB-H108: 108" Cord - \$1300. FPDB-H144: 144" Cord - \$1350. FPDB-H180: 180" Cord - \$1400.
- Power/Plug: FPDB-C72: 72" Cord - \$1250. FPDB-C108: 108" Cord - \$1300. FPDB-C144: 144" - Cord \$1350. FPDB-C180: 180" Cord - \$1400

Conference

Tables
Arc End

[Click here to view statement of line](#)



1 Select Model

w" x d" x h"	Weight
3 Piece Top	
240 x 60 x 1-1/2"	590
240 x 54 x 1-1/2"	535
2 Piece Top	
216 x 60 x 1-1/2"	535
216 x 54 x 1-1/2"	485
192 x 54 x 1-1/2"	430
168 x 54 x 1-1/2"	310
144 x 48 x 1-1/2"	230
120 x 48 x 1-1/2"	190
1 Piece Top	
96 x 48 x 1-1/2"	150
84 x 42 x 1-1/2"	110
72 x 36 x 1-1/2"	100

	Standard Veneer Top		Premium Veneer Top		High Pressure Laminate Top		Thermally Fused Laminate Top	
	TBT24060AR500W	11430	TBT24060AR500P	12574	TBT24060AR500G	11430	TBT24060AR500M	3660
	TBT24054AR500W	11278	TBT24054AR500P	12406	TBT24054AR500G	11278	TBT24054AR500M	3602
	TBT21660AR500W	9713	TBT21660AR500P	10686	TBT21660AR500G	9713	TBT21660AR500M	3110
	TBT21654AR500W	9594	TBT21654AR500P	10554	TBT21654AR500G	9594	TBT21654AR500M	3067
	TBT19254AR500W	7612	TBT19254AR500P	8374	TBT19254AR500G	7612	TBT19254AR500M	2345
	TBT16854AR500W	7408	TBT16854AR500P	8149	TBT16854AR500G	7408	TBT16854AR500M	2279
	TBT14448AR500W	6756	TBT14448AR500P	7432	TBT14448AR500G	6756	TBT14448AR500M	2077
	TBT12048AR500W	6633	TBT12048AR500P	7297	TBT12048AR500G	6633	TBT12048AR500M	2040
	TBT9648AR500W	3795	TBT9648AR500P	4175	TBT9648AR500G	3795	TBT9648AR500M	1232
	TBT8442AR500W	3666	TBT8442AR500P	4033	TBT8442AR500G	3666	TBT8442AR500M	1100
	TBT7236AR500W	3131	TBT7236AR500P	3445	TBT7236AR500G	3131	TBT7236AR500M	979

Product Features

- WellTech Finish Technology *Environmental Coatings Technology
- 1-5/16" thick top

Seating Accommodations

- 240" seats sixteen to eighteen
- 216" seats twelve to fourteen
- 192" seats ten to twelve
- 168" seats ten
- 144" and 120" seats eight to ten
- 96" and 84" seats eight
- 72" seats six to eight

Options

Power

- REF-310: Reef power unit with daisylink - \$1199 ea
- PD-Cove-PKO: Cove corded series - \$872 ea
- FPDB: Flush power/data bay
- Hardwired: FPDB-H72: 72" Cord - \$1363. FPDB-H108: 108" Cord - \$1300. FPDB-H144: 144" Cord - \$1350. FPDB-H180: 180" Cord - \$1400.
- Power/Plug: FPDB-C72: 72" Cord - \$1250. FPDB-C108: 108" Cord - \$1300. FPDB-C144: 144" - Cord \$1350. FPDB-C180: 180" Cord - \$1400

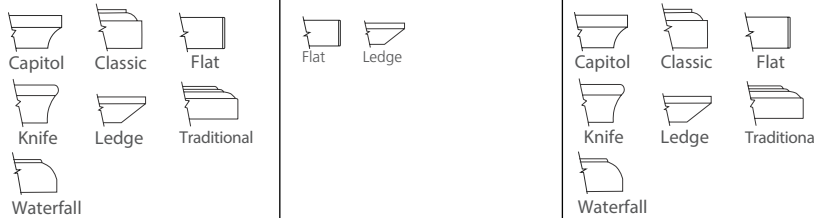
2 Select Finish

[Click to view finishes](#)

WAC	WNW	TBCO	PO01	GEC	GNW	LP01	MEC	MWW
WIC	WWP	TBSW	PO02	GAC	GSTV		MAC	
WHC	WWW	TSTV	PO03	GIC	+ %10		MOC	
WOC		TSMV	PO07	GHC	GSLV		MGW	
WEC		TSLV	PO08	GNA	+ + %10		MTW	
WAM		TOBW	PO09	5%	GWL		MSW	
WCM		WMO		GOC	LA02		MWL	
WEW		WNO		GAM	+ 20%		MNA(Flat	
WGW		WSO		GCM	LF02		Edge	
WBW		WLO		GEW	LN01		Only)	
WSW								

3 Select Edge

[Click to view edges](#)



4 Select Hardware

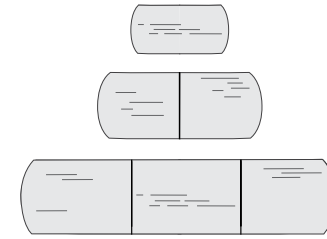
[Click to view details](#)

Hardware	Hardware	Hardware	Hardware
N/A	N/A	N/A	N/A

Conference

Glass Tables
Arc End

[Click here to view statement of line](#)



1 Select Model

w" x d" x h"	Weight
3 Piece Top	
240 x 60 x 1-1/2"	1245
240 x 54 x 1-1/2"	1125
2 Piece Top	
216 x 60 x 1-1/2"	1125
216 x 54 x 1-1/2"	1015
192 x 54 x 1-1/2"	900
168 x 54 x 1-1/2"	720
144 x 48 x 1-1/2"	545
120 x 48 x 1-1/2"	450
1 Piece Top	
96 x 48 x 1-1/2"	360
84 x 42 x 1-1/2"	270
72 x 36 x 1-1/2"	220

	White Glass Gloss Finish	Black Glass Gloss Finish	White Glass SoftEtch™ Finish	Black Glass SoftEtch™ Finish
Finish N/A	Finish N/A	Finish N/A	Finish N/A	Finish N/A
Hardware N/A	Hardware N/A	Hardware N/A	Hardware N/A	Hardware N/A

2 Select Finish

[Click to view finishes](#)

Finish N/A

3 Select Edge

[Click to view edges](#)



Infinity



Infinity



Infinity



Infinity

4 Select Hardware

[Click to view details](#)

Hardware
N/A

Hardware
N/A

Hardware
N/A

Hardware
N/A

Product Features

- Subtop is recessed 3" and edge is finished to match glass
- Glass features flat polished edge
- Custom back painted colors available upon quote
- Glass is 1/2" thick with 1-1/4" subtop

Notes

- Any Sherwin Williams, Benjamin Moore or Valspar custom back painted glass color is available for a one-time fee per order for \$1475 list.
- DARRAN makes every effort to produce back painted glass with the best available low iron material for color consistency. Low iron glass is a natural material with slight variation from sheet to sheet.

Seating Accommodations

- 240" seats sixteen to eighteen
- 216" seats twelve to fourteen
- 192" seats ten to twelve
- 168" seats ten
- 144" and 120" seats eight to ten
- 96" and 84" seats eight
- 72" seats six to eight

Options

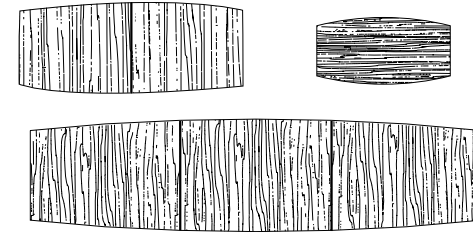
Power

- Add \$125 per power pod when specifying power on a glass conference table top
- REF-310: Reef power unit with daisylink - \$1199 ea
- PD-Cove-PKO: Cove corded series - \$872 ea
- FPDB: Flush power/data bay
- Hardwired: FPDB-H72: 72" Cord - \$1363. FPDB-H108: 108" Cord - \$1300. FPDB-H144: 144" Cord - \$1350. FPDB-H180: 180" Cord - \$1400.
- Power/Plug: FPDB-C72: 72" Cord - \$1250. FPDB-C108: 108" Cord - \$1300. FPDB-C144: 144" - Cord \$1350. FPDB-C180: 180" Cord - \$1400

Conference

Tables Boat

[Click here to view statement of line](#)



1 Select Model

w" x d" x h"

3 Piece Top

240 x 60/48 x 1-1/2" 590

240 x 54/42 x 1-1/2" 535

2 Piece Top

216 x 60/48 x 1-1/2" 535

216 x 54/42 x 1-1/2" 485

192 x 54/42 x 1-1/2" 430

168 x 54 /42 x 1-1/2" 310

144 x 48/39 x 1-1/2" 230

120 x 48/39 x 1-1/2" 190

1 Piece Top

96 x 48/36 x 1-1/2" 150

84 x 42 /32 x 1-1/2" 120

72 x 36/30 x 1-1/2" 110

Weight

	Standard Veneer Top		Premium Veneer Top		High Pressure Laminate Top		Thermally Fused Laminate Top	
TBT24060BT500W	11430	TBT24060BT500P	12574	TBT24060BT500G	11430	TBT24060BT500M	3660	
TBT24054BT500W	11278	TBT24054BT500P	12406	TBT24054BT500G	11278	TBT24054BT500M	3602	
TBT21660BT500W	9713	TBT21660BT500P	10686	TBT21660BT500G	9713	"M" Option N/A		
TBT21654BT500W	9594	TBT21654BT500P	10554	TBT21654BT500G	9594	"M" Option N/A		
TBT19254BT500W	7612	TBT19254BT500P	8374	TBT19254BT500G	7612	TBT19254BT500M	2345	
TBT16854BT500W	7408	TBT16854BT500P	8149	TBT16854BT500G	7408	TBT16854BT500M	2282	
TBT14448BT500W	6756	TBT14448BT500P	7432	TBT14448BT500G	6756	TBT14448BT500M	2077	
TBT12048BT500W	6633	TBT12048BT500P	7297	TBT12048BT500G	6633	TBT12048BT500M	2040	
TBT9648BT500W	3795	TBT9648BT500P	4175	TBT9648BT500G	3795	TBT9648BT500M	1232	
TBT8442BT500W	3666	TBT8442BT500P	4033	TBT8442BT500G	3666	TBT8442BT500M	1100	
TBT7236BT500W	3131	TBT7236BT500P	3445	TBT7236BT500G	3131	TBT7236BT500M	979	

2 Select Finish

[Click to view finishes](#)

WAC
WIC
WHC
WOC
WEC
WAM
WCM
WEW
WGW
WBW
WSW

WNW
WWP
WWW

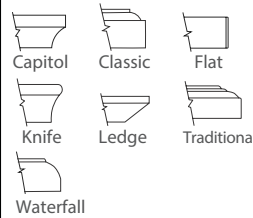
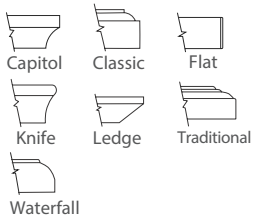
TBCO PO01
TBSW PO02
TSTV PO03
TSMV PO07
TSLV PO08
TOBW PO09
WMO
WNO
WSO
WLO

GEC GNW LP01
GAC GSTV
GIC + %10
GHC GSLV
GNA + + %10
5% GWL
GOC LA02
GAM + 20%
GCM LF02
GEW LN01

MEC MWW
MAC
MOC
MGW
MTW
MSW
MWL
MNA(Flat
Edge
Only)

3 Select Edge

[Click to view edges](#)



4 Select Hardware

[Click to view details](#)

Hardware
N/A

Hardware
N/A

Hardware
N/A

Hardware
N/A

Product Features

- WellTech Finish Technology *Environmental Coatings Technology
- 1-5/16" thick top

Seating Accommodations

- 240" seats sixteen to eighteen
- 216" seats twelve to fourteen
- 192" seats ten to twelve
- 168" seats ten
- 144" and 120" seats eight to ten
- 96" and 84" seats eight
- 72" seats six

Options

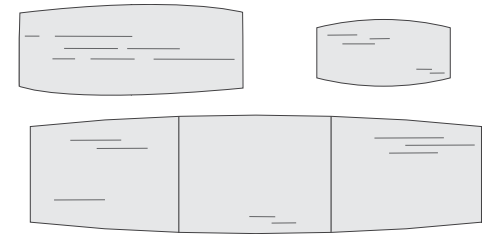
Power

- REF-310: Reef power unit with daisylink - \$1199 ea
- PD-Cove-PKO: Cove corded series - \$872 ea
- FPDB: Flush power/data bay
- Hardwired: FPDB-H72: 72" Cord - \$1363. FPDB-H108: 108" Cord - \$1300. FPDB-H144: 144" Cord - \$1350. FPDB-H180: 180" Cord - \$1400.
- Power/Plug: FPDB-C72: 72" Cord - \$1250. FPDB-C108: 108" Cord - \$1300. FPDB-C144: 144" - Cord \$1350. FPDB-C180: 180" Cord - \$1400

Conference

Glass Tables
Boat

[Click here to view statement of line](#)



1 Select Model

w" x d" x h"	Weight
3 Piece Top	
240 x 60/48 x 1-1/2"	1245
240 x 54/42 x 1-1/2"	1125
2 Piece Top	
216 x 60/48 x 1-1/2"	1125
216 x 54/42 x 1-1/2"	1015
192 x 54/42 x 1-1/2"	900
168 x 54 /42 x 1-1/2"	720
144 x 48/39 x 1-1/2"	545
120 x 48/39 x 1-1/2"	450
1 Piece Top	
96 x 48/36 x 1-1/2"	360
84 x 42 /32 x 1-1/2"	270
72 x 36/30 x 1-1/2"	220

White Glass Gloss Finish	Black Glass Gloss Finish	White Glass SoftEtch™ Finish	Black Glass SoftEtch™ Finish
TBT24060BT500SW 26041	TBT24060BT500SB 26041	TBT24060BT500EW 26041	TBT24060BT500EB 26041
TBT24054BT500SW 23954	TBT24054BT500SB 23954	TBT24054BT500EW 23954	TBT24054BT500EB 23954
TBT21660BT500SW 23833	TBT21660BT500SB 23833	TBT21660BT500EW 23833	TBT21660BT500EB 23833
TBT21654BT500SW 21612	TBT21654BT500SB 21612	TBT21654BT500EW 21612	TBT21654BT500EB 21612
TBT19254BT500SW 19398	TBT19254BT500SB 19398	TBT19254BT500EW 19398	TBT19254BT500EB 19398
TBT16854BT500SW 16935	TBT16854BT500SB 16935	TBT16854BT500EW 16935	TBT16854BT500EB 16935
TBT14448BT500SW 13257	TBT14448BT500SB 13257	TBT14448BT500EW 13257	TBT14448BT500EB 13257
TBT12048BT500SW 11009	TBT12048BT500SB 11009	TBT12048BT500EW 11009	TBT12048BT500EB 11009
TBT9648BT500SW 9356	TBT9648BT500SB 9356	TBT9648BT500EW 9356	TBT9648BT500EB 9356
TBT8442BT500SW 7261	TBT8442BT500SB 7261	TBT8442BT500EW 7261	TBT8442BT500EB 7261
TBT7236BT500SW 5653	TBT7236BT500SB 5653	TBT7236BT500EW 5653	TBT7236BT500EB 5653

2 Select Finish

[Click to view finishes](#)

Finish N/A

Finish N/A

Finish
N/A

Finish
N/A

3 Select Edge

[Click to view edges](#)



Infinity



Infinity



Infinity



Infinity

4 Select Hardware

[Click to view details](#)

Hardware
N/A

Hardware
N/A

Hardware
N/A

Hardware
N/A

Product Features

- Subtop is recessed 3" and edge is finished to match glass
- Glass features flat polished edge
- Custom back painted colors available upon quote
- Glass is 1/2" thick with 1-1/4" subtop

Notes

- Any Sherwin Williams, Benjamin Moore or Valspar custom back painted glass color is available for a one-time fee per order for \$1475 list.
- DARRAN makes every effort to produce back painted glass with the best available low iron material for color consistency. Low iron glass is a natural material with slight variation from sheet to sheet.

Seating Accommodations

- 240" seats sixteen to eighteen
- 216" seats twelve to fourteen
- 192" seats ten to twelve
- 168" seats ten
- 144" and 120" seats eight to ten
- 96" and 84" seats eight
- 72" seats six

Options

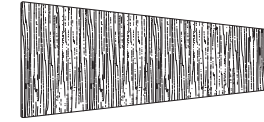

Power

- Add \$125 per power pod when specifying power on a glass conference table top
- REF-310: Reef power unit with daisylink - \$1199 ea
- PD-Cove-PKO: Cove corded series - \$872 ea
- FPDB: Flush power/data bay
- Hardwired: FPDB-H72: 72" Cord - \$1363. FPDB-H108: 108" Cord - \$1300. FPDB-H144: 144" Cord - \$1350. FPDB-H180: 180" Cord - \$1400.
- Power/Plug: FPDB-C72: 72" Cord - \$1250. FPDB-C108: 108" Cord - \$1300. FPDB-C144: 144" - Cord \$1350. FPDB-C180: 180" Cord - \$1400

Conference

Telecom Tables Wedge

[Click here to view statement of line](#)



1 Select Model

w" x d" x h"

2 Piece

144 x 60/30

132 x 60/30

120 x 54/30

1 Piece

108 x 54/30

96 x 51/30

84 x 48/30

72 x 42/28

Weight

250
235
215
195
170
135
105

Standard Veneer Top	Premium Veneer Top	High Pressure Laminate Top	Thermally Fused Laminate Top
TBT14460WE400W 7408	TBT14460WE400P 8149	TBT14460WE400G 7408	TBT14460WE400M 2778
TBT13260WE400W 7171	TBT13260WE400P 7888	TBT13260WE400G 7171	TBT13260WE400M 2551
TBT12054WE400W 6810	TBT12054WE400P 7491	TBT12054WE400G 6810	TBT12054WE400M 2209
TBT10854WE400W 4455	TBT10854WE400P 4901	TBT10854WE400G 4455	TBT10854WE400M 2040
TBT9651WE400W 3870	TBT9651WE400P 4257	TBT9651WE400G 3870	TBT9651WE400M 1301
TBT8448WE400W 3739	TBT8448WE400P 4113	TBT8448WE400G 3739	TBT8448WE400M 1170
TBT7242WE400W 3201	TBT7242WE400P 3521	TBT7242WE400G 3201	TBT7242WE400M 1047

Product Features

- Tops and bases are pre-mounted to ensure proper installation location
- 1-5/16" thick top

Seating Accommodations

- 144" and 120" seats eight to ten
- 132" and 120" seats eight to ten
- 108", 96" and 84" seats eight
- 72" seats four to five

2 Select Finish

[Click to view finishes](#)

WEC
WAC
WIC
WHC
WOC
WAM
WCM
WEW
WGW
WBW
WSW

WNW
WWP
WWW

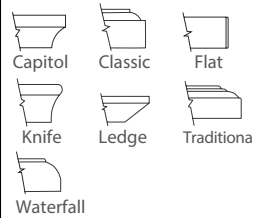
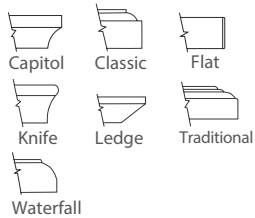
TBCO PO01
TBSW PO02
TSTV PO03
TSMV PO07
TSLV PO08
TOBW PO09
WMO
WNO
WSO
WLO

GEC GNW LP01
GAC GSTV
GIC + %10
GHC GSLV
GNA + + %10
5% GWL
GOC LA02
GAM + 20%
GCM LF02
GEW LN01

MEC MWW
MAC
MOC
MGW
MTW
MSW
MWL
MNA(Flat
Edge
Only)

3 Select Edge

[Click to view edges](#)



4 Select Hardware

[Click to view details](#)

Hardware
N/A

Hardware
N/A

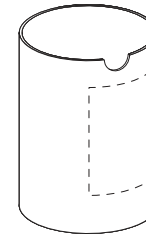
Hardware
N/A

Hardware
N/A

Conference

Drum Bases
Wood Drum

[Click here to view statement of line](#)



1 Select Model

w" x d" x h"
For Tops Over 48" W
24 DIA x 28.75 100
For tops 42" - 48" W
20 DIA x 28.75 75
For tops less than 42" W
16 DIA x 28.75 60

Weight

Standard Veneer	Premium Veneer	High Pressure Laminate	Thermally Fused Laminate
TBB2424WD969W 1930	TBB2424WD969P 2123	"G" Option N/A	"M" Option N/A
TBB2020WD969W 1833	TBB2020WD969P 2017	"G" Option N/A	"M" Option N/A
TBB1616WD969W 1737	TBB1616WD969P 1911	"G" Option N/A	"M" Option N/A

Product Features

- Wire access door and open top and bottom allowing easy wire access
- All finishes are a stain match on maple or oak veneer

Notes

- Drum bases can be used as center supports
- See base matrix to determine bases for specified top
- On round and square top base ships with weights to prevent tipping

2 Select Finish

[Click to view finishes](#)

WEC
WAC
WIC
WHC
WOC
WAM
WCM
WEW
WGW
WBW
WSW

WNW
WWP
WWW

WMO
WSO
WLO
WNO
PO01
PO02
PO03
PO07
PO08
PO09

3 Select Edge

[Click to view edges](#)

Edge
N/A

Edge
N/A

4 Select Hardware

[Click to view details](#)

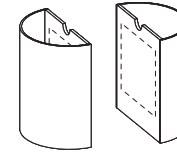
Hardware
N/A

Hardware
N/A

Conference

Drum Bases Half Wood Drum

[Click here to view statement of line](#)



Drum bases can be used as center supports



1 Select Model

w" x d" x h"
For Tops Over 48" W
24 x 12 x 28.75
For tops 42" - 48" W
20 x 10 x 28.75
For tops less than 42" W
16 x 8 x 28.75

Weight	Standard Veneer	Premium Veneer	High Pressure Laminate	Thermally Fused Laminate
75	TBB2412HD968W 1847	TBB2412HD968P 2032	"G" Option N/A	"M" Option N/A
60	TBB2010HD968W 1750	TBB2010HD968P 1925	"G" Option N/A	"M" Option N/A
50	TBB1608HD968W 1654	TBB1608HD968P 1820	"G" Option N/A	"M" Option N/A

2 Select Finish

[Click to view finishes](#)

WAC
WIC
WHC
WOC
WEC
WAM
WCM
WEW
WGW
WBW
WSW

WNW
WWP
WWW

WMO
WSO
WLO
WNO
PO01
PO02
PO03
PO07
PO08
PO09

3 Select Edge

[Click to view edges](#)

Edge
N/A

Edge
N/A

4 Select Hardware

[Click to view details](#)

Hardware
N/A

Hardware
N/A

Product Features

- Wire access door and open top and bottom allowing easy wire access
- All finishes are a stain match on maple or oak veneer

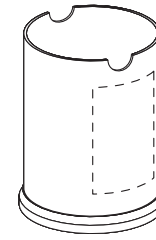
Notes

- Box bases can be used as center supports
- See base matrix to determine bases for specified top
- On round and square top base ships with weights to prevent tipping

Conference

Drum Bases
Transitional Wood Cylinder Base

[Click here to view statement of line](#)



1 Select Model

w" x d" x h"
For Tops Over 48" W
24 DIA x 28.75
For tops 42" - 48" W
20 DIA x 28.75
For tops less than 42" W
16 DIA x 28.75

Weight

	Standard Veneer	Premium Veneer	High Pressure Laminate	Thermally Fused Laminate
70	TBB2424TC969W 2190	"P" Option N/A	"G" Option N/A	"M" Option N/A
65	TBB2020TC969W 2060	"P" Option N/A	"G" Option N/A	"M" Option N/A
60	TBB1616TC969W 1930	"P" Option N/A	"G" Option N/A	"M" Option N/A

Product Features

- Wire access door and open top and bottom allowing easy wire access
- All finishes are a stain match on maple veneer

Notes

- Drum bases can be used as center supports
- See base matrix to determine bases for specified top
- On round and square top base ships with weights to prevent tipping

2 Select Finish

[Click to view finishes](#)

WEC
WAC
WIC
WHC
WOC
WAM
WCM
WEW
WGW
WBW
WSW

WWW

3 Select Edge

[Click to view edges](#)

Edge
N/A

Edge
N/A

4 Select Hardware

[Click to view details](#)

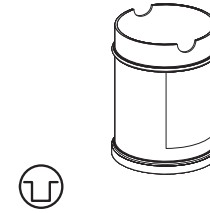
Hardware
N/A

Hardware
N/A

Conference

Traditional Drum Bases
Traditional Drum

[Click here to view statement of line](#)



1 Select Model

w" x d" x h"
For Tops Over 48" W
24 DIA x 28.75
For tops 42" - 48" W
20 DIA x 28.75
For tops 42" or less
16 DIA x 28.75

Weight

	Standard Veneer	Premium Veneer	High Pressure Laminate	Thermally Fused Laminate
115	TBB2424TD969W 2190	"P" Option N/A	"G" Option N/A	"M" Option N/A
90	TBB2020TD969W 2060	"P" Option N/A	"G" Option N/A	"M" Option N/A
75	TBB1616TD969W 1930	"P" Option N/A	"G" Option N/A	"M" Option N/A

Product Features

- 2.625" base w/ classic profile
- Beltline moldings
- Plywood drum
- Wire access door and open top and bottom allowing easy wire access
- All finishes are a stain match on maple veneer

Notes

- Drum bases can be used as center supports
- See base matrix to determine bases for specified top
- On round and square top base ships with weights to prevent tipping

2 Select Finish

[Click to view finishes](#)

WEC
WAC
WIC
WHC
WOC
WAM
WCM
WEW
WGW
WBW
WSW

WWW

3 Select Edge

[Click to view edges](#)

Edge
N/A

4 Select Hardware

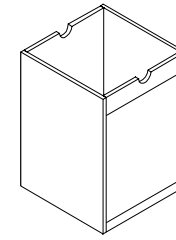
[Click to view details](#)

Hardware
N/A

Conference

Cube Bases
Contemporary Cube Base

[Click here to view statement of line](#)



1 Select Model

w" x d" x h"
For Tops Over 48" W
24 x 24 x 28.75
For tops 42" - 48" W
20 x 20 x 28.75
For tops less than 42" W
16 x 16 x 28.75

Weight

Standard Veneer	Premium Veneer	High Pressure Laminate	Thermally Fused Laminate
TBB2424CC962W 1420	TBB2424CC962P 1562	"G" Option N/A	TBB2424CC962M 1102
TBB2020CC962W 1352	TBB2020CC962P 1487	"G" Option N/A	TBB2020CC962M 1053
TBB1616CC962W 1282	TBB1616CC962P 1411	"G" Option N/A	TBB1616CC962M 1008

Product Features

- 2 x 4 grommet cutout
- Open top and bottom

Notes

- Access door standard
- See base matrix to determine bases for specified top

2 Select Finish

[Click to view finishes](#)

WAC
WIC
WHC
WOC
WEC
WAM
WCM
WEW
WGW
WBW
WSW

WNW
WWP
WWW

TBCO PO01
TBSW PO02
TSTV PO03
TSMV PO07
TSLV PO08
TOBW PO09
WMO
WNO
WSO
WLO

MAC
MOC
MEC
MGW
MTW
MSW
MWL
MNA
MWW

3 Select Edge

[Click to view edges](#)

Edge
N/A

Edge
N/A

Edge
N/A

4 Select Hardware

[Click to view details](#)

Hardware
N/A

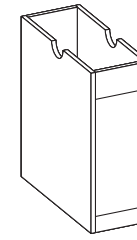
Hardware
N/A

Hardware
N/A

Conference

Cube Bases
Contemporary Half Cube

[Click here to view statement of line](#)



1 Select Model

w" x d" x h"
For Tops Over 48" W
24 x 10 x 28.75
For tops 42" - 48" W
20 x 10 x 28.75
For tops less than 42" W
16 x 10 x 28.75

Weight

	Standard Veneer	Premium Veneer	High Pressure Laminate	Thermally Fused Laminate
40	TBB2410CH977W 1262	TBB2410CH977P 1388	"G" Option N/A	TBB2410CH977M 980
30	TBB2010CH977W 1201	TBB2010CH977P 1322	"G" Option N/A	TBB2010CH977M 937
20	TBB1610CH977W 1138	TBB1610CH977P 1253	"G" Option N/A	TBB1610CH977M 896

Product Features

- 2 x 4 grommet cutout
- Open top and bottom

Notes

- Access door standard
- See base matrix to determine bases for specified top

2 Select Finish

[Click to view finishes](#)

WAC
WIC
WHC
WOC
WEC
WAM
WCM
WEW
WGW
WBW
WSW

WNW
WWP
WWW

TBCO PO01
TBSW PO02
TSTV PO03
TSMV PO07
TSLV PO08
TOBW PO09
WMO
WNO
WSO
WLO

MAC
MOC
MEC
MGW
MTW
MSW
MWL
MNA
MWW

3 Select Edge

[Click to view edges](#)

Edge
N/A

Edge
N/A

Edge
N/A

4 Select Hardware

[Click to view details](#)

Hardware
N/A

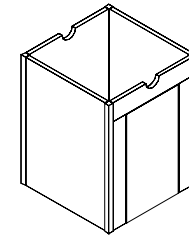
Hardware
N/A

Hardware
N/A

Conference

Cube Bases

Contemporary Cube W/ Metal Detail



[Click here to view statement of line](#)

1 Select Model

w" x d" x h"
 For Tops Over 48" W
 24 x 24 x 28.75
 For Tops 42" - 48" W
 20 x 20 x 28.75
 For tops less than 42" W
 16 x 16 x 28.75

Weight

Standard Veneer	Premium Veneer	High Pressure Laminate	Thermally Fused Laminate
TBB2424CS962W 2171	TBB2424CS962P 2388	"G" Option N/A	TBB2424CS962M 1694
TBB2020CS962W 2027	TBB2020CS962P 2230	"G" Option N/A	TBB2020CS962M 1579
TBB1616CS962W 1881	TBB1616CS962P 2069	"G" Option N/A	TBB1616CS962M 1468

Product Features

- 2 x 4 grommet cutout
- Adjustable glides
- Anodized aluminum metal feet

Notes

- Access door
- See base matrix to determine bases for specified top

2 Select Finish

[Click to view finishes](#)

WAC
 WIC
 WHC
 WOC
 WEC
 WAM
 WCM
 WEW
 WGW
 WBW
 WSW

WNW
 WWP
 WWW

TBCO PO01
 TBSW PO02
 TSTV PO03
 TSMV PO07
 TSLV PO08
 TOBW PO09
 WMO
 WNO
 WSO
 WLO

MAC
 MOC
 MEC
 MGW
 MTW
 MSW
 MWL
 MNA
 MWW

3 Select Edge

[Click to view edges](#)

Edge
 N/A

Edge
 N/A

Edge
 N/A

4 Select Hardware

[Click to view details](#)

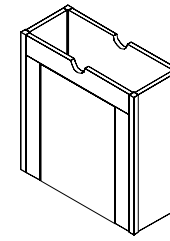
Hardware
 N/A

Hardware
 N/A

Hardware
 N/A

Conference

Cube Post Bases
 Contemporary Half Cube With Metal Detail



[Click here to view statement of line](#)

1 Select Model

w" x d" x h"
 For Tops Over 48" W
 24 x 10 x 28.75
 For tops 42" - 48" W
 20 x 10 x 28.75
 For tops less than 42" W
 16 x 10 x 28.75

Weight

Standard Veneer	Premium Veneer	High Pressure Laminate	Thermally Fused Laminate
TBB2410HS975W 2005	TBB2410HS975P 2206	"G" Option N/A	TBB2410HS975M 1566
TBB2010HS975W 1896	TBB2010HS975P 2086	"G" Option N/A	TBB2010HS975M 1483
TBB1610HS975W 1785	TBB1610HS975P 1964	"G" Option N/A	TBB1610HS975M 1394

Product Features

- 2 x 4 grommet cutout
- Open top and bottom
- Metal details on each corner anodized aluminum

Notes

- Access door
- See base matrix to determine bases for specified top

2 Select Finish

[Click to view finishes](#)

WAC
 WIC
 WHC
 WOC
 WEC
 WAM
 WCM
 WEW
 WGW
 WBW
 WSW

WNW
 WWP
 WWW

TBCO PO01
 TBSW PO02
 TSTV PO03
 TSMV PO07
 TSLV PO08
 TOBW PO09
 WMO
 WNO
 WSO
 WLO

MAC
 MOC
 MEC
 MGW
 MTW
 MSW
 MWL
 MNA
 MWW

3 Select Edge

[Click to view edges](#)

Edge
 N/A

Edge
 N/A

Edge
 N/A

4 Select Hardware

[Click to view details](#)

Hardware
 N/A

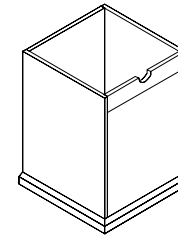
Hardware
 N/A

Hardware
 N/A

Conference

Cube Bases
Transitional Cube

[Click here to view statement of line](#)



1 Select Model

w" x d" x h"
For Tops Over 48" W
24 x 24 x 28.75
For tops 42" - 48" W
20 x 20 x 28.75
For tops less than 42" W
16 x 16 x 28.75

Weight

	Standard Veneer	Premium Veneer	High Pressure Laminate	Thermally Fused Laminate
85	TBB2424TR962W 1632	"P" Option N/A	"G" Option N/A	"M" Option N/A
70	TBB2020TR962W 1517	"P" Option N/A	"G" Option N/A	"M" Option N/A
60	TBB1616TR962W 1399	"P" Option N/A	"G" Option N/A	"M" Option N/A

Product Features

- Open top and bottom
- Transitional - Hardwood base 2 1/2" H

Notes

- Access door
- See base matrix to determine bases for specified top

2 Select Finish

[Click to view finishes](#)

WEC
WAC
WIC
WHC
WOC
WEW
WGW
WBW
WSW
WNW
WWW

3 Select Edge

[Click to view edges](#)

Edge
N/A

4 Select Hardware

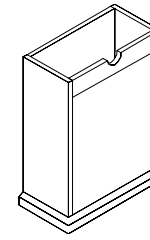
[Click to view details](#)

Hardware
N/A

Conference

Cube Bases
Transitional Half Cube

[Click here to view statement of line](#)



1 Select Model

w" x d" x h"
For Tops Over 48" W
24 x 10 x 28.75
For tops 42" - 48" W
20 x 10 x 28.75
For tops less than 42" W
16 x 10 x 28.75

Weight

	Standard Veneer	Premium Veneer	High Pressure Laminate	Thermally Fused Laminate
40	TBB2410TR977W 1399	"P" Option N/A	"G" Option N/A	"M" Option N/A
30	TBB2010TR977W 1324	"P" Option N/A	"G" Option N/A	"M" Option N/A
20	TBB1610TR977W 1249	"P" Option N/A	"G" Option N/A	"M" Option N/A

Product Features

- 2 x 4 grommet cutout
- Transitional - Hardwood base 2 1/2" H
- Open top and bottom

Notes

- Access door
- See base matrix to determine bases for specified top

2 Select Finish

[Click to view finishes](#)

- WEC
- WAC
- WIC
- WHC
- WOC
- WEW
- WGW
- WBW
- WSW
- WNW
- WWW

3 Select Edge

[Click to view edges](#)

Edge
N/A

4 Select Hardware

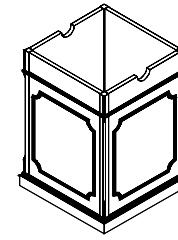
[Click to view details](#)

Hardware
N/A

Conference

Traditional Cube Bases
Full Traditional Cabinet Bases

[Click here to view statement of line](#)



1 Select Model

w" x d" x h"
For Tops Over 48" W
24 x 24 x 28.75
For tops 42" - 48" W
20 x 20 x 28.75
For tops less than 42" W
16 x 16 x 28.75

Weight

Standard Veneer	Premium Veneer	High Pressure Laminate	Thermally Fused Laminate
TBB2424TC962W 2261	"P" Option N/A	"G" Option N/A	"M" Option N/A
TBB2020TC962W 2089	"P" Option N/A	"G" Option N/A	"M" Option N/A
TBB1616TC962W 1915	"P" Option N/A	"G" Option N/A	"M" Option N/A

Product Features

- 2 x 4 grommet cutout
- Hardwood beltline molding
- Hardwood corner post and base
- Molding
- Open bottom

Notes

- Access door
- See base matrix to determine bases for specified top

Options

Molding

- DSM2: Delete panel molding - Deduct \$50

2 Select Finish

[Click to view finishes](#)

- WEC
- WAC
- WIC
- WHC
- WOC
- WEW
- WGW
- WBW
- WSW
- WNW
- WWW

3 Select Edge

[Click to view edges](#)

Edge
N/A

4 Select Hardware

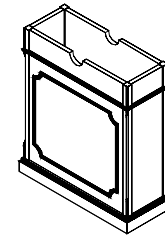
[Click to view details](#)

Hardware
N/A

Conference

Traditional Cube Bases
Half Traditional Cabinet Base

[Click here to view statement of line](#)



1 Select Model

w" x d" x h"
For Tops Over 48" W
24 x 10 x 28.75
For tops 42" - 48" W
20 x 10 x 28.75
For tops less than 42" W
16 x 10 x 28.75

Weight

	Standard Veneer	Premium Veneer	High Pressure Laminate	Thermally Fused Laminate
90	TBB2410TH977W 1825	"P" Option N/A	"G" Option N/A	"M" Option N/A
70	TBB2010TH977W 1729	"P" Option N/A	"G" Option N/A	"M" Option N/A
50	TBB1610TH977W 1647	"P" Option N/A	"G" Option N/A	"M" Option N/A

Product Features

- 2 x 4 grommet cutout
- Hardwood beltline molding
- Hardwood corner post and base
- Molding
- Open bottom

Notes

- Access door
- See base matrix to determine bases for specified top

Options

Molding

- DSM2: Delete panel molding - Deduct \$50

2 Select Finish

[Click to view finishes](#)

WEC
WAC
WIC
WHC
WOC
WEW
WGW
WBW
WSW
WNW
WWW

3 Select Edge

[Click to view edges](#)

Edge
N/A

4 Select Hardware

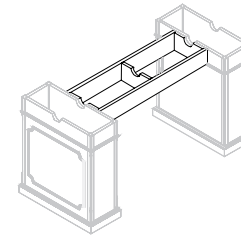
[Click to view details](#)

Hardware
N/A

Conference

Modesty Trough / Tray Bases
4 3/4" H Wire Trough Modesty

[Click here to view statement of line](#)



1 Select Model

w" x d" x h"

Weight

Required Trough Modesty for Top Sizes:

		Standard Veneer	Premium Veneer	High Pressure Laminate	Thermally Fused Laminate				
240"	90	WT04-240W	3296	WT04-240P	3626	"G" Option N/A	WT04-240M	2307	
216"	100	WT04-216W	3110	WT04-216P	3422	"G" Option N/A	WT04-216M	2177	
Required Trough Modesty for Top Sizes:									
192"	210	WT04-192W	2792	WT04-192P	3072	"G" Option N/A	WT04-192M	2046	
168"	190	WT04-168W	2613	WT04-168P	2875	"G" Option N/A	WT04-168M	1915	
144"	170	WT04-144W	2432	WT04-144P	2675	"G" Option N/A	WT04-144M	1785	
Required Trough Modesty for Top Sizes:									
120"	110	WT04-120W	1409	WT04-120P	1550	"G" Option N/A	WT04-120M	1035	
96"	100	WT04-96W	1230	WT04-96P	1353	"G" Option N/A	WT04-96M	904	
84"	95	WT04-84W	1049	WT04-84P	1155	"G" Option N/A	WT04-84M	772	

Product Features

- Open Bottom
- Wire grommets and channels

Notes

- Actual dimension is 4 3/4"
- Interior base molding will be deleted on Traditional bases.
- Must order bases separately. Bases and Rack shipped separately. Requires assembly.
- Trough can be used on both contemporary and traditional bases

2 Select Finish

[Click to view finishes](#)

WAC
WIC
WHC
WOC
WEC
WEW
WGW
WBW
WSW
WNW
WEW

TBCO
TBSW
TSTV
TSMV
TSLV
TOBW
WMO
WNO
WSO
WLO

MAC
MOC
MEC
MGW
MTW
MSW
MWL
MNA
MWW

3 Select Edge

[Click to view edges](#)

Edge
N/A

Edge
N/A

Edge
N/A

4 Select Hardware

[Click to view details](#)

Hardware
N/A

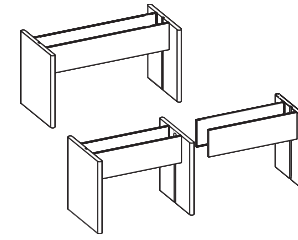
Hardware
N/A

Hardware
N/A

Conference

Panel Base W/ Wire Management Modesty Panel Base

[Click here to view statement of line](#)



1 Select Model

w" x d" x h"	Weight
3 Panel Base for Tables	
240"	205
216"	190
192"	175
168"	160
144"	150
2 Panel Base for Tables	
120"	100
96"	100
84"	100

		Standard Veneer		Premium Veneer		High Pressure Laminate		Thermally Fused Laminate	
		TBB20424PB972W	6925	TBB20424PB972P	7619	"G" Option N/A		"M" Option N/A	
		TBB18024PB972W	6374	TBB18024PB972P	7011	"G" Option N/A		"M" Option N/A	
		TBB15624PB972W	5824	TBB15624PB972P	6408	"G" Option N/A		"M" Option N/A	
		TBB13224PB972W	5274	TBB13224PB972P	5801	"G" Option N/A		"M" Option N/A	
		TBB10824PB972W	4722	TBB10824PB972P	5195	"G" Option N/A		"M" Option N/A	
		TBB8424PB972W	3224	TBB8424PB972P	3546	"G" Option N/A		"M" Option N/A	
		TBB6024PB972W	2638	TBB6024PB972P	2902	"G" Option N/A		"M" Option N/A	
		TBB5424PB972W	2569	TBB5424PB972P	2826	"G" Option N/A		"M" Option N/A	
				TBCO PO01				MAC	
				TBSW PO02				MOC	
				TSTV PO03				MEC	
				TSMV PO07				MGW	
				TSLV PO08				MTW	
				TOBW PO09				MSW	
				WMO				MWL	
				WNO				MNA	
				WSO				MWW	
				WLO					
				Edge N/A				Edge N/A	
				Hardware N/A				Hardware N/A	

Product Features

- 1.3125" thick end panels
- 3mm wood bands
- Anti-glide tearout band
- Wire management channels
- Wire trough modesty

Notes

- 2 panel base Factory assembled
- 3 panels - shipped 2 sections
- Base height: 28.75"H

2 Select Finish

[Click to view finishes](#)

WAC	WGW
WIC	WBW
WHC	WSW
WOC	WNW
WEC	WWP
WEW	WWW
WGW	
WBW	
WSW	
WNW	
WEW	

3 Select Edge

[Click to view edges](#)

Edge
N/A

4 Select Hardware

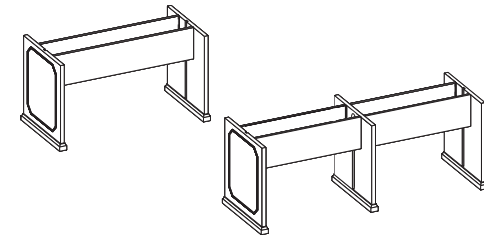
[Click to view details](#)

Hardware
N/A

Conference

Panel Base W/ Wire Management Modesty
Traditional Panel Base

[Click here to view statement of line](#)



1 Select Model

w" x d" x h"	Weight
3 Panel Base for Tables	
240"	205
216"	190
192"	175
168"	160
144"	150
2 Panel Base for Tables	
120"	100
96"	100
84"	100

	Standard Veneer	Premium Veneer	High Pressure Laminate	Thermally Fused Laminate
TBB20424TB972W 7616	"P" Option N/A	"G" Option N/A	"M" Option N/A	
TBB18024TB972W 7010	"P" Option N/A	"G" Option N/A	"M" Option N/A	
TBB15624TB972W 6408	"P" Option N/A	"G" Option N/A	"M" Option N/A	
TBB13224TB972W 5801	"P" Option N/A	"G" Option N/A	"M" Option N/A	
TBB10824TB972W 5195	"P" Option N/A	"G" Option N/A	"M" Option N/A	
TBB8424TB972W 3545	"P" Option N/A	"G" Option N/A	"M" Option N/A	
TBB6024TB972W 2903	"P" Option N/A	"G" Option N/A	"M" Option N/A	
TBB5424TB972W 2828	"P" Option N/A	"G" Option N/A	"M" Option N/A	

Product Features

- 1.3125" thick end panels
- 2.125" x 2" hardwood base
- 3mm wood bands
- Scalloped moldings
- Wire management channels
- Wire trough modesty

Notes

- Base Height: 28.75"H

Options

Molding Panel

- DSM2: Delete panel molding - Deduct \$50

2 Select Finish

[Click to view finishes](#)

- WEC
- WAC
- WIC
- WHC
- WOC
- WEW
- WGW
- WBW
- WSW
- WNW
- WWW

3 Select Edge

[Click to view edges](#)

- Edge
- N/A

4 Select Hardware

[Click to view details](#)

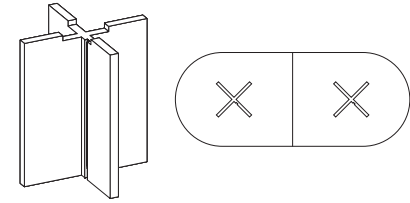
- Hardware
- N/A

Conference

Panel Pedestal Bases

Panel X Base

[Click here to view statement of line](#)



1 Select Model

w" x d" x h"

For Tops 60" W and 54" DIA

30 x 30 x 28.75 65 TBB3030PX966W 1764 TBB3030PX966P 1941 "G" Option N/A TBB3030PX966M 1234

For Tops 48" - 54" W and 42" - 48" DIA

24 x 24 x 28.75 55 TBB2424PX966W 1654 TBB2424PX966P 1820 "G" Option N/A TBB2424PX966M 1158

For tops 36" - 42" W (N/A on round tables)

18 x 18 x 28.75 45 TBB1818PX966W 1543 TBB1818PX966P 1698 "G" Option N/A TBB1818PX966M 1095

Weight

Standard Veneer

Premium Veneer

High Pressure Laminate

Thermally Fused Laminate

Product Features

- 1.3125 thick end panels with 3mm wood bands

Notes

- Panel x base can be used as center support with Panel T base on 2 pc tops.

- See base matrix to determine bases for specified top

2 Select Finish

[Click to view finishes](#)

WAC

WGW

TBCO

PO01

MAC

WIC

WBW

TBSW

PO02

MOC

WHC

WSW

TSTV

PO03

MEC

WOC

WNW

TSMV

PO07

MGW

WEC

WWP

TSLV

PO08

MTW

WEW

WWW

TOBW

PO09

MSW

WGW

WMO

MWL

WBW

WNO

MNA

WSW

WSO

MWW

WNW

WLO

WEW

3 Select Edge

[Click to view edges](#)

Edge

N/A

Edge

N/A

Edge

N/A

4 Select Hardware

[Click to view details](#)

Hardware

N/A

Hardware

N/A

Hardware

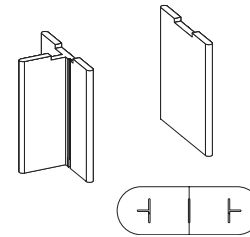
N/A

Conference

Panel Pedestal Bases

Panel T Base

[Click here to view statement of line](#)



1 Select Model

w" x d" x h"

Single Panel Center Support For 2 PC Tops

Weight	Standard Veneer	Premium Veneer	High Pressure Laminate	Thermally Fused Laminate
24 x 28.75	40	TBB2402SP957W 1234	TBB2402SP957P 1359	"G" Option N/A
End Panel For Tops 42" - 48"W	80	TBB2412TB963W 1201	TBB2412TB963P 1322	"G" Option N/A
24 x 12 x 28.75	80	TBB2412TB963W 1201	TBB2412TB963P 1322	"G" Option N/A
End Panel For tops 36"W	70	TBB1812TB963W 1124	TBB1812TB963P 1238	"G" Option N/A
18 x 12 x 28.75	70	TBB1812TB963W 1124	TBB1812TB963P 1238	"G" Option N/A

2 Select Finish

[Click to view finishes](#)

WAC	WGW
WIC	WBW
WHC	WSW
WOC	WNW
WEC	WWP
WEW	WWW
WGW	
WBW	
WSW	
WNW	
WEW	

TBCO	PO01
TBSW	PO02
TSTV	PO03
TSMV	PO07
TSLV	PO08
TOBW	PO09
WMO	
WNO	
WSO	
WLO	

MAC
MOC
MEC
MGW
MTW
MSW
MWL
MNA
MWW

3 Select Edge

[Click to view edges](#)

Edge
N/A

Edge
N/A

Edge
N/A

4 Select Hardware

[Click to view details](#)

Hardware
N/A

Hardware
N/A

Hardware
N/A

Product Features

- 1.3125 thick end panels with 3mm wood bands

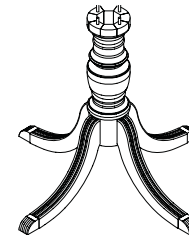
Notes

- Not available on round tops
- See base matrix to determine bases for specified top

Conference

Traditional Bases
 Traditional Duncan Phyfe Pedestal Base

[Click here to view statement of line](#)



1 Select Model

w" x d" x h"
 31 x 31 x 29.5

Weight
 35

Standard Veneer		Premium Veneer	High Pressure Laminate	Thermally Fused Laminate
-----------------	--	----------------	------------------------	--------------------------

TBB3131PB955W	2185	"P" Option N/A	"G" Option N/A	"M" Option N/A
---------------	------	----------------	----------------	----------------

Product Features

- 5 3/4" DIA column
- 13 1/2" Curve leg 12" High
- 24" DIA Sub top bolted to top of column (for attachment to top)

Options

Premium Metal Finishes

- Specify metal toe cap finish
- ABT: Antique Brass Standard toe cap finish. Optional finish BPT: Brushed Pewter - n/c

2 Select Finish

[Click to view finishes](#)

- WEC
- WAC
- WIC
- WHC
- WOC
- WEW
- WGW
- WBW
- WSW
- WNW
- WWW

Metal toe cap finish

ABT Antique Brass,
 BPT Pewter

3 Select Edge

[Click to view edges](#)

Edge
 N/A

4 Select Hardware

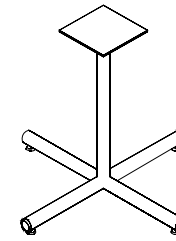
[Click to view details](#)

Hardware
 N/A

Conference

Metal Bases
Column "X" Series

[Click here to view statement of line](#)



1 Select Model

w" x d" x h"	Weight
36 x 36 x 27.75	35
32 x 32 x 27.75	30

Silver Metal Base				
TBB3636MB971	683			
TBB3232MB971	658			

Product Features

- Standard Silver base (optional Black)
- Available with casters

Options

Casters

- CAS20L: Casters - \$200 per base

Premium Finish Option

- MFB: Black Metal Finish - \$100

2 Select Finish

[Click to view finishes](#) MFS

Metal Finish
MFS Silver. Additional
Metal Finishes are
available, options

3 Select Edge

[Click to view edges](#) Edge
N/A

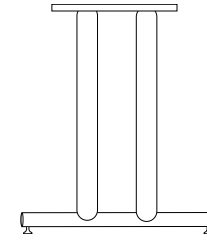
4 Select Hardware

[Click to view details](#) Hardware
N/A

Conference

Metal Bases
Metal Column T-Leg

[Click here to view statement of line](#)



1 Select Model

- w" x d" x h"
Single column T-leg
30 x 2 x 27.75
Double column T-leg
26 x 2 x 27.75
36 x 2 x 27.75
42 x 2 x 27.75
42 x 3 x 27.75

Weight

Silver Metal Base			
20	TBB3002MB956	569	
20	TBB2602MB956	569	
25	TBB3602MB956	610	
30	TBB4202MB956	637	
30	TBB4203MB956	775	

Product Features

- Available with casters. See notes
- Recommended Top Size 36" D - 60" D
- Standard Silver base (optional Black)

Notes

- Casters not available for TBB3002MB956 and TBB4203MB956

Options

Casters

- CAS20L: Casters - \$100 per base

Premium Finish Option

- MFB: Black Metal Finish - n/c

2 Select Finish

[Click to view finishes](#)

MFS

Metal Finish
MFS Silver. Additional
Metal Finishes are
available, options

3 Select Edge

[Click to view edges](#)

Edge
N/A

4 Select Hardware

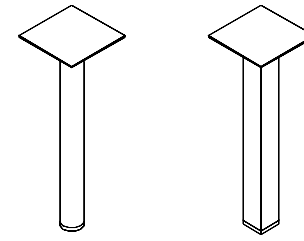
[Click to view details](#)

Hardware
N/A

Conference

Metal Bases
Metal Leg - Kd

[Click here to view statement of line](#)



1 Select Model

w" x d" x h"
Round Leg
3 dia. x 27.75
Square Leg
2.4 x 2.4 x 27.75

Weight

Silver Metal Base			
15	TBB0303MB982	298	
15	TBB0303MB976	298	

Product Features

- Available with casters
- Standard Silver base (optional Black)

Options

Casters

- CAS20L: Casters - \$100 per base

Premium Finish Option

- MFB: Black Metal Finish - \$100

2 Select Finish

[Click to view finishes](#)

MFS

Metal Finish
MFS Silver. Additional
Metal Finishes are
available, options

3 Select Edge

[Click to view edges](#)

Edge
N/A

4 Select Hardware

[Click to view details](#)

Hardware
N/A

Conference

Metal Bases
Tapered Metal Leg



[Click here to view statement of line](#)

1 Select Model

w" x d" x h"
2.375 x 1 x 28

Weight
15

Silver Metal Base	
TBB0301MB985	337

Product Features

- Standard Silver base (optional Black)

Options

Premium Finish Option

- Specify base Metal Finish color - \$160 per base
- MFB: Black, MFW: White

2 Select Finish

[Click to view finishes](#)

MFS

Metal Finish

MFS Silver. Additional Metal Finishes are available, options

3 Select Edge

[Click to view edges](#)

Edge
N/A

4 Select Hardware

[Click to view details](#)

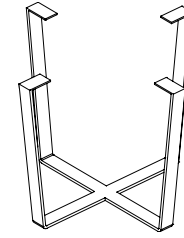
Hardware
N/A

Conference

Metal Bases

Metal Angled Sleigh Base

[Click here to view statement of line](#)



1 Select Model

w" x d" x h"
36 x 36 x 28.5

Weight
65

Silver Metal Base	
TBB3030MB984	1630

Product Features

- Standard Silver base (optional White, Black)

Notes

- Cannot be used on tops less than 42" depth recommended for tops 48" or greater

Options

Premium Finish Option

- Specify base Metal Finish color - \$160 per base
- MFB: Black, MFW: White

2 Select Finish

[Click to view finishes](#)

MFS

Metal Finish

MFS Silver. Additional Metal Finishes are available, options

3 Select Edge

[Click to view edges](#)

Edge
N/A

4 Select Hardware

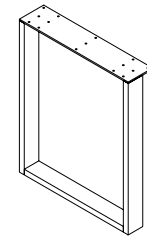
[Click to view details](#)

Hardware
N/A

Conference - Central Park

Central Park Base
Single Metal "U" Shaped Leg

[Click here to view statement of line](#)



1 Select Model

w" x d" x h"	Weight
24 x 3 x 27.75	30
30 x 3 x 27.75	40
36 x 3 x 27.75	50

Metal Base			
TBB2403MB954	748		
TBB3003MB954	809		
TBB3603MB954	870		

Product Features

- Standard black or silver base (optional white)

Options

Premium Finish Option

- Specify leg Metal Finish color - \$100 per leg
- MFW: White

Wire Management

- W17: Wire management cover - \$80
Attaches to the leg by magnets

2 Select Finish

[Click to view finishes](#) MFS
MFB

Metal Finish
MFS Silver. MFB Black.
Additional Metal
Finishes are available,
options

3 Select Edge

[Click to view edges](#) Edge
N/A

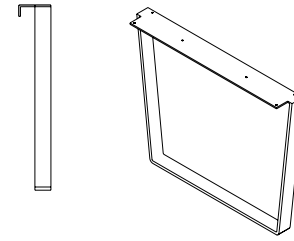
4 Select Hardware

[Click to view details](#) Hardware
N/A

Conference

Conferencing Legs
Single Metal Leg

[Click here to view statement of line](#)



1 Select Model

w" x d" x h"
36 x 3 x 27.75
30 x 3 x 27.75

Weight

50
40

Silver Metal Base

NSS3603MB988 801
NSS3003MB988 772

"P" Option N/A
"P" Option N/A

"G" Option N/A
"G" Option N/A

"M" Option N/A
"M" Option N/A

Product Features

- Legs have been laser cut and bent to create unique not so square shape
- Standard Silver base (optional White, Black)
- Top connection of leg is reinforced with turn downs that will keep tops from warping

Options

Premium Finish Option

- Specify leg Metal Finish color - \$160 per leg
- MFB: Black, MFW: White

Wire Management

- W17: Wire management cover - \$80
- Attaches to the leg by magnets

2 Select Finish

[Click to view finishes](#) MFS

Metal Finish
MFS Silver. Additional
Metal Finishes are
available, options

3 Select Edge

[Click to view edges](#) Edge
N/A

Edge
N/A

Edge
N/A

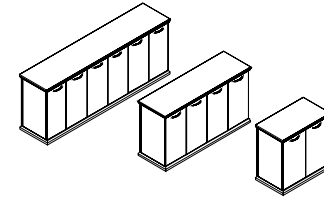
Edge
N/A

4 Select Hardware

[Click to view details](#) Hardware
N/A

Conference - Capitol Park

Full Pedestal Credenzas
 Conferencing Storage Credenza



[Click here to view statement of line](#)

1 Select Model

w" x d" x h"
 Triple Storage
 94 x 24 x 36
 88 x 24 x 36
 Double Storage
 71 x 24 x 36
 65 x 24 x 36
 59 x 24 x 36
 48 x 24 x 36
 Single Storage
 36 x 24 x 36
 30 x 24 x 36

Weight

		Standard Veneer Top Standard Veneer Chassis	Premium Veneer Top Premium Veneer Chassis	High Pressure Laminate Top Veneer Chassis	Thermally Fused Laminate Top Thermally Fused Laminate Chassis
390	CAP9424CA124W 7475	"P" Option N/A	CAP9424CA124G 7475	"M" Option N/A	
340	CAP8824CA124W 7315	"P" Option N/A	CAP8824CA124G 7315	"M" Option N/A	
290	CAP7124CA124W 5210	"P" Option N/A	CAP7124CA124G 5210	"M" Option N/A	
260	CAP6524CA124W 5035	"P" Option N/A	CAP6524CA124G 5035	"M" Option N/A	
245	CAP5924CA124W 4863	"P" Option N/A	CAP5924CA124G 4863	"M" Option N/A	
200	CAP4824CA124W 4510	"P" Option N/A	CAP4824CA124G 4510	"M" Option N/A	
150	CAP3624CA124W 2933	"P" Option N/A	CAP3624CA124G 2933	"M" Option N/A	
135	CAP3024CA124W 2758	"P" Option N/A	CAP3024CA124G 2758	"M" Option N/A	

Product Features

- Adjustable glides
- Transitional - Hardwood base 2 1/2" H
- "W"/"G" styles have black adjustable shelf behind door set

Notes

- Ganging: For end to end ganging, specify ganging flush cut modification for each ganged unit
- Unit has black back panel and is not designed for Open Plan use. Select OPB option for Open Plan application

Options

Accessories

- REF-01: Modify Storage section for refrigerator - \$205

Audio Visual

- AVR1: AV Exhaust Fan - \$470
- AVR2: AV Pullout Rack - \$2525

Back Panel Wall Access

- M19: 2 Heat vent/cord access slots in back - \$ 160

Door

- D2: Door Lock - \$100 per door set
- D6A: "W"/"G" Styles - Delete Doors and replace black laminate shelf with finished shelf - n/c

Flush Cut

- FC-B: Flush Unit Both Sides(Facing) for Ganging - \$100
- FC-L: Flush Unit Left (Facing) for Ganging - \$100
- FC-R: Flush Unit Right(Facing) for Ganging - \$100

Open Plan _ Finished Back

- OPB: W "G" Style - Modify Unit for Open Plan Application - \$195

Trash Can

- TRC50: EZ Cargo 50 dual trash can - (f) 8 gallon and (f) 5 gallon - \$680

2 Select Finish

[Click to view finishes](#)

- WEC
- WAC
- WIC
- WHC
- WOC
- WEW
- WGW
- WBW
- WSW
- WNW
- WWW

- GEC
- GAC
- GIC
- GHC
- GOC
- GEW
- GNW

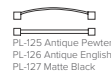
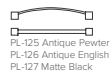
3 Select Edge

[Click to view edges](#)



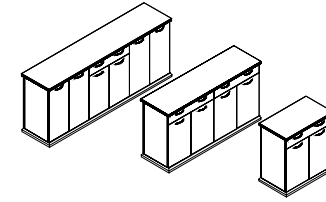
4 Select Hardware

[Click to view details](#)



Conference - Capitol Park

Full Pedestal Credenzas
 Conferencing Buffet Credenza



[Click here to view statement of line](#)

1 Select Model

w" x d" x h"
 Triple Buffet
 94 x 24 x 36
 Double Buffet
 71 x 24 x 36
 Single Buffet
 36 x 24 x 36

Weight

		Standard Veneer Top Standard Veneer Chassis	Premium Veneer Top Premium Veneer Chassis	High Pressure Laminate Top Veneer Chassis	Thermally Fused Laminate Top Thermally Fused Laminate Chassis	
390	CAP9424CA126W	8190	"P" Option N/A	CAP9424CA126G	8190	"M" Option N/A
300	CAP7124CA126W	6788	"P" Option N/A	CAP7124CA126G	6788	"M" Option N/A
175	CAP3624CA126W		"P" Option N/A	CAP3624CA126G	3725	"M" Option N/A

2 Select Finish

[Click to view finishes](#)

WEC
 WAC
 WIC
 WHC
 WOC
 WEW
 GWG
 WBW
 WSW
 WNW
 WWW

GEC
 GAC
 GIC
 GHC
 GOC
 GEW
 GNW

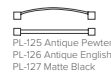
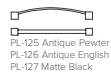
3 Select Edge

[Click to view edges](#)



4 Select Hardware

[Click to view details](#)



Product Features

- Adjustable glides
- Transitional - Hardwood base 2 1/2" H
- Utility drawer w/ felt liner
- "W"/"G" styles have black adjustable shelf behind door set

Notes

- Ganging: For end to end ganging, specify ganging flush cut modification for each ganged unit
- Unit has black back panel and is not designed for Open Plan use. Select OPB option for Open Plan application

Options

Door

- D2: Door Lock - \$100 per door set
- D6A: "W"/"G" Styles - Delete Doors and replace black laminate shelf with finished shelf - n/c

Flush Cut

- FC-B: Flush Unit Both Sides(Facing) for Ganging - \$100
- FC-L: Flush Unit Left (Facing) for Ganging - \$100
- FC-R: Flush Unit Right(Facing) for Ganging - \$100

Open Plan _ Finished Back

- OPB: "W" "G" Style - Modify Unit for Open Plan Application - \$195

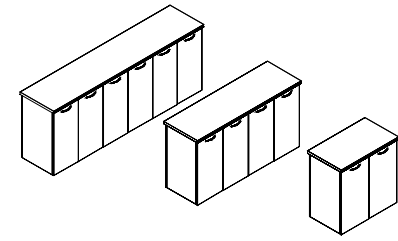
Trash Can

- TRC50: EZ Cargo 50 dual trash can - (1) 8 gallon and (1) 5 gallon - \$650

Conference - Central Park

Full Pedestal Credenzas
 Conferencing Storage Credenza

[Click here to view statement of line](#)



1 Select Model

w" x d" x h"
 Triple Storage
 93 x 24 x 36
 87 x 24 x 36
 Double Storage
 70 x 24 x 36
 64 x 24 x 36
 58 x 24 x 36
 47 x 24 x 36
 Single Storage
 35 x 24 x 36
 29 x 24 x 36

Weight	Standard Veneer Top Standard Veneer Chassis	Premium Veneer Top Premium Veneer Chassis	High Pressure Laminate Top Veneer Chassis	Thermally Fused Laminate Top Thermally Fused Laminate Chassis
390	CPC9324CA124W 7141	CPC9324CA124P 7856	CPC9324CA124G 7141	CPC9324CA124M 3725
340	CPC8724CA124W 6959	CPC8724CA124P 7656	CPC8724CA124G 6959	CPC8724CA124M 3450
290	CPC7024CA124W 4928	CPC7024CA124P 5422	CPC7024CA124G 4928	CPC7024CA124M 2848
260	CPC6424CA124W 4746	CPC6424CA124P 5222	CPC6424CA124G 4746	CPC6424CA124M 2792
245	CPC5824CA124W 4471	CPC5824CA124P 4919	CPC5824CA124G 4471	CPC5824CA124M 2736
200	CPC4724CA124W 4289	CPC4724CA124P 4718	CPC4724CA124G 4289	CPC4724CA124M 2624
150	CPC3524CA124W 2717	CPC3524CA124P 2989	CPC3524CA124G 2717	CPC3524CA124M 1543
135	CPC2924CA124W 2533	CPC2924CA124P 2787	CPC2924CA124G 2533	CPC2924CA124M 1494

2 Select Finish

[Click to view finishes](#)

WAC
 WIC
 WHC
 WOC
 WEC
 WAM
 WCM
 WEW
 WGW
 WBW
 WSW

WNW
 WWP
 WWW

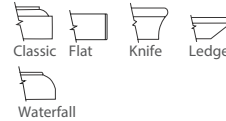
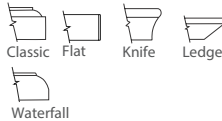
TBCO PO01
 TBSW PO02
 TSTV PO03
 TSMV PO07
 TSLV PO08
 TOBW PO09
 WMO
 WNO
 WSO
 WLO

GEC GNW LP01
 GAC GSTV
 GIC + %10
 GHC GSLV
 GNA + + %10
 5% GWL
 GOC LA02
 GAM + 20%
 GCM LF02
 GEW LN01

MAC
 MOC
 MEC
 MGW
 MTW
 MSW
 MWL
 MNA
 MWW

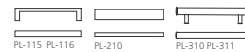

3 Select Edge

[Click to view edges](#)



4 Select Hardware

[Click to view details](#)



Product Features

- Adjustable glides
- "M" styles shelves match finish
- "W"/"G" styles have black adjustable shelf behind door set

Notes

- All units are std with flush ends
- Unit has black back panel and is not designed for Open Plan use. Select OPB option for Open Plan application

Options

Accessories

- REF-01: Modify Storage section for refrigerator - \$205

Audio Visual

- AVR1: AV Exhaust Fan - \$470
- AVR2: AV Pullout Rack - \$2525

Back Panel Wall Access

- M19: 2 Heat vent/cord access slots in back - \$160

Door

- D2: Wood Door Lock - \$100 per door set
- D6: Delete doors - n/c
- D6A: "W"/"G" Styles - Delete Doors and replace black laminate shelf with finished shelf - n/c

Open Plan _ Finished Back

- OPB: "W" "G" Style - Modify Unit for Open Plan Application - \$195
- OPB: "M" Style - Modify Unit for Open Plan Application - \$95

Shelf

- S25: Replace Black Laminate Shelf with Finished Shelf - \$80 per shelf

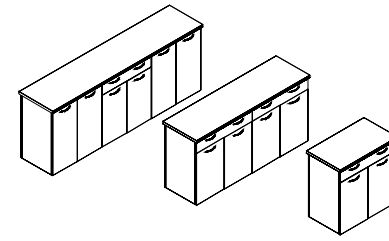
Trash Can

- TRC50: EZ Cargo 50 dual trash can - (1) 8 gallon and (1) 5 gallon - \$680

Conference - Central Park

Full Pedestal Credenzas
 Conferencing Buffet Credenza

[Click here to view statement of line](#)



1 Select Model

w" x d" x h"
 Triple Buffet
 93 x 24 x 36
 Double Buffet
 70 x 24 x 36
 Single Buffet
 35 x 24 x 36

Weight	Standard Veneer Top Standard Veneer Chassis		Premium Veneer Top Premium Veneer Chassis		High Pressure Laminate Top Veneer Chassis		Thermally Fused Laminate Top Thermally Fused Laminate Chassis	
	390	CPC9324CA126W	7880	CPC9324CA126P	8668	CPC9324CA126G	7880	CPC9324CA126M
300	CPC7024CA126W	6405	CPC7024CA126P	7046	CPC7024CA126G	6405	CPC7024CA126M	3303
175	CPC3524CA126W	3559	CPC3524CA126P	3916	CPC3524CA126G	3559	CPC3524CA126M	1774

2 Select Finish

[Click to view finishes](#)

WAC
 WIC
 WHC
 WOC
 WEC
 WAM
 WCM
 WEW
 WGW
 WBW
 WSW

WNW
 WWP
 WWW

TBCO
 TBSW
 TSTV
 TSMV
 TSLV
 TOBW
 WMO
 WNO
 WSO
 WLO

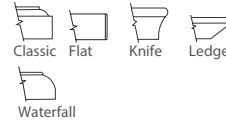
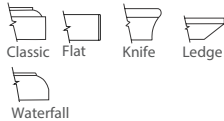
PO01
 PO02
 PO03
 PO07
 PO08
 PO09

GNW
 GNW
 GSTV
 + %10
 GSLV
 GNA + + %10
 LA02
 + 20%
 LF02
 LN01

MAC
 MOC
 MEC
 MGW
 MTW
 MSW
 MWL
 MNA
 MWW




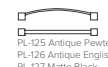
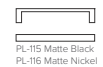
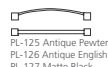
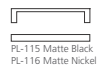
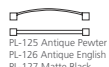
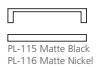
3 Select Edge

[Click to view edges](#)



4 Select Hardware

[Click to view details](#)



Product Features

- "M" styles have finished adjustable shelf behind door set
- Adjustable glides
- Full extension drawers - locking
- "W"/'G" styles have black adjustable shelf behind door set
- Utility drawer w/ felt liner

Notes

- All units are std with flush ends
- Unit has black back panel and is not designed for Open Plan use. Select OPB option for Open Plan application

Options

Accessories

- REF-01: Modify Storage section for refrigerator - \$205
- Option is available on 93 x 24 x 36

Door

- D2: Wood Door Lock - \$100 per door set
- D6: Delete doors - n/c
- D6A: "W"/'G" Styles - Delete Doors and replace black laminate shelf with finished shelf - n/c

Open Plan _ Finished Back

- OPB: "W" "G" Style - Modify Unit for Open Plan Application - \$195
- OPB: "M" Style - Modify Unit for Open Plan Application - \$95


Trash Can

- TRC50: EZ Cargo 50 dual trash can - (1) 8 gallon and (1) 5 gallon - \$680

Conference - Central Park

Conferencing Caseloads
Mobile Extension Buffet Cart

[Click here to view statement of line](#)



1 Select Model

w" x d" x h"
35 x 24 x 36

Weight
170

Standard Veneer Top Standard Veneer Chassis		Premium Veneer Top Premium Veneer Chassis		High Pressure Laminate Top Veneer Chassis	Thermally Fused Laminate Top Thermally Fused Laminate Chassis
CPC3524SC483W	3270	CPC3524SC483P	3597	"G" Option N/A	CPC3524SC483M 2024

Product Features

- (2) TM50 grommets in backpanel
- Flat/Flush ends
- Hinged top extensions
- Full extension drawers - locking silver casters
- Open storage & closed cabinet w/ grommet

2 Select Finish

[Click to view finishes](#)

WAC
WIC
WHC
WOC
WEC
WAM
WCM
WEW
WGW
WBW
WSW

WNW
WWP
WWW

TBCO PO01
TBSW PO02
TSTV PO03
TSMV PO07
TSLV PO08
TOBW PO09
WMO
WNO
WSO
WLO

MAC
MOC
MEC
MGW
MTW
MSW
MWL
MNA
MWW

3 Select Edge

[Click to view edges](#)

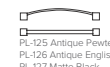
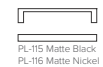
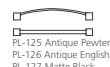
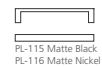
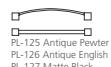
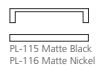
Edge
N/A

Edge
N/A

Edge
N/A

4 Select Hardware

[Click to view details](#)




Conference - Central Park

Visual Boards

Visual Board

[Click here to view statement of line](#)



1 Select Model

w" x d" x h"

Weight

48 x 4 x 48	130
36 x 4 x 48	120
48 x 4 x 36	120
36 x 4 x 36	110

Standard Veneer Top Standard Veneer Chassis		Premium Veneer Top Premium Veneer Chassis		High Pressure Laminate Top Veneer Chassis		Thermally Fused Laminate Top Thermally Fused Laminate Chassis	
--	--	--	--	--	--	--	--

CPC4848VB475W	3679	CPC4848VB475P	4048	"G" Option N/A		CPC4848VB475M	1586
CPC3648VB475W	3415	CPC3648VB475P	3758	"G" Option N/A		CPC3648VB475M	1530
CPC4836VB475W	3415	CPC4836VB475P	3758	"G" Option N/A		CPC4836VB475M	1530
CPC3636VB475W	2967	CPC3636VB475P	3265	"G" Option N/A		CPC3636VB475M	1475

Product Features

- Built-in wall levelers
- Doors are 1" thick
- Fabric tack surface on doors (spinel sandstone)
- Finger pull at bottom
- White dry marker surface

Options

Accessories

- DMKIT: Dry market kit for visual board - \$50
- Includes: 4 colored markers, eraser, 4 magnetic pins
- DMRT01: Replace fabric panels with dry marker/erase board - \$100
- FC20: Flip Chart 34" x 20" - \$55 each

2 Select Finish

[Click to view finishes](#)

WAC
WIC
WHC
WOC
WEC
WAM
WCM
WEW
WGW
WBW
WSW

WNW
WWP
WWW

TBCO PO01
TBSW PO02
TSTV PO03
TSMV PO07
TSLV PO08
TOBW PO09
WMO
WNO
WSO
WLO

MAC
MOC
MEC
MGW
MTW
MSW
MWL
MNA
MWW

3 Select Edge

[Click to view edges](#)

Edge
N/A

Edge
N/A

Edge
N/A

4 Select Hardware

[Click to view details](#)

Hardware
N/A

Hardware
N/A

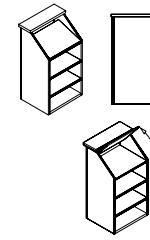
Hardware
N/A

Conference - Central Park

Lecterns

Lectern

[Click here to view statement of line](#)



1 Select Model

w" x d" x h"
24 x 24 x 46

Weight
130

Standard Veneer Top Standard Veneer Chassis		Premium Veneer Top Premium Veneer Chassis		High Pressure Laminate Top Veneer Chassis	Thermally Fused Laminate Top Thermally Fused Laminate Chassis
CPC2424LC499W	3443	CPC2424LC499P	3787	"G" Option N/A	CPC2424LC499M 1525

Product Features

- 2 Adjustable shelves
- Front wheels/casters for easy relocation
- Lectern surface tilts up for storage

2 Select Finish

[Click to view finishes](#)

WAC WNW
WIC WWP
WHC WWW
WOC
WEC
WAM
WCM
WEW
WGW
WBW
WSW

TBCO PO01
TBSW PO02
TSTV PO03
TSMV PO07
TSLV PO08
TOBW PO09
WMO
WNO
WSO
WLO

MAC
MOC
MEC
MGW
MTW
MSW
MWL
MNA
MWW

3 Select Edge

[Click to view edges](#)

Edge
N/A

Edge
N/A

Edge
N/A

Edge
N/A

4 Select Hardware

[Click to view details](#)

Hardware
N/A

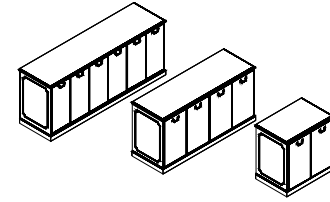
Hardware
N/A

Hardware
N/A

Hardware
N/A

Conference - Jamestown

Full Pedestal Credenzas
 Conferencing Storage Credenza



[Click here to view statement of line](#)

1 Select Model

w" x d" x h"

Triple Storage	
95 x 24 x 36	390
89 x 24 x 36	340
Double Storage	
72 x 24 x 36	260
66 x 24 x 36	260
60 x 24 x 36	245
48 x 24 x 36	200
Single Storage	
37 x 24 x 36	130
31 x 24 x 36	135

Weight

Standard Veneer Top Standard Veneer Chassis	Premium Veneer Top Premium Veneer Chassis	High Pressure Laminate Top Veneer Chassis	Thermally Fused Laminate Top Thermally Fused Laminate Chassis
JCM9524CA124W 8493	"P" Option N/A	JCM9524CA124G 8493	"M" Option N/A
JCM8924CA124W 7745	"P" Option N/A	JCM8924CA124G 7745	"M" Option N/A
JCM7224CA124W 6379	"P" Option N/A	JCM7224CA124G 6379	"M" Option N/A
JCM6624CA124W 6244	"P" Option N/A	JCM6624CA124G 6244	"M" Option N/A
JCM6024CA124W 6176	"P" Option N/A	JCM6024CA124G 6176	"M" Option N/A
JCM4824CA124W 5562	"P" Option N/A	JCM4824CA124G 5562	"M" Option N/A
JCM3724CA124W 3257	"P" Option N/A	JCM3724CA124G 3257	"M" Option N/A
JCM3124CA124W 3046	"P" Option N/A	JCM3124CA124G 3046	"M" Option N/A

2 Select Finish

[Click to view finishes](#)

- WEC
- WAC
- WIC
- WHC
- WOC
- WGW
- WBW
- WSW
- WNW
- WEW
- WWW

- GEC
- GAC
- GIC
- GHC
- GOC
- GNW
- GEW

3 Select Edge

[Click to view edges](#)



4 Select Hardware

[Click to view details](#)



Product Features

- Finished adjustable shelf behind door set

Notes

- Unit has black back panel and is not designed for Open Plan use. Select OPB option for Open Plan application

Options

Accessories

- REF-01: Modify Storage section for refrigerator - \$205

Audio Visual

- AVR1: AV Exhaust Fan - \$470
 - AVR2: AV Pullout Rack - \$2525

Back Panel Wall Access

- M19: 2 Heat vent/cord access slots in back - \$160

Molding Panel

- DSM2: Delete panel molding - Deduct \$50

Door

- D2: Wood Door Lock - \$100 per door set
 - D6: Delete doors - n/c

Flush Cut

- FC-B: Flush Unit Both Sides(Facing) for Ganging - \$100
 - FC-L: Flush Unit Left (Facing) for Ganging - \$100
 - FC-R: Flush Unit Right(Facing) for Ganging - \$100

Open Plan _ Finished Back

- OPB: "W" "G" Style - Modify Unit for Open Plan Application - \$295

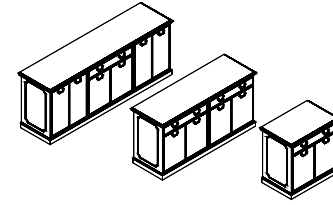
Trash Can

- TRC50: EZ Cargo 50 dual trash can - (1) 8 gallon and (1) 5 gallon - \$680

Conference - Jamestown

Full Pedestal Credenzas
 Conferencing Buffet Credenza

[Click here to view statement of line](#)



1 Select Model

w" x d" x h"
 Triple Buffet
 95 x 24 x 36
 Double Buffet
 72 x 24 x 36
 Single Buffet
 37 x 24 x 36

Weight	Standard Veneer Top Standard Veneer Chassis		Premium Veneer Top Premium Veneer Chassis		High Pressure Laminate Top Veneer Chassis		Thermally Fused Laminate Top Thermally Fused Laminate Chassis	
400	JCM9524CA126W	9548	"P" Option N/A		JCM9524CA126G	9548	"M" Option N/A	
300	JCM7224CA126W	7080	"P" Option N/A		JCM7224CA126G	7080	"M" Option N/A	
150	JCM3724CA126W	3695	"P" Option N/A		JCM3724CA126G	3695	"M" Option N/A	

2 Select Finish

[Click to view finishes](#)

WEC
 WAC
 WIC
 WHC
 WOC
 WGW
 WBW
 WSW
 WNW
 WEW
 WWW

GEC
 GAC
 GIC
 GHC
 GOC
 GNW
 GEW

3 Select Edge

[Click to view edges](#)



4 Select Hardware

[Click to view details](#)



Product Features

- Finished adjustable shelf behind door set
- Utility drawer w/ felt liner

Notes

- Unit has black back panel and is not designed for Open Plan use. Select OPB option for Open Plan application

Options

Accessories

- REF-01: Modify Storage section for refrigerator - \$205
 Option is available on 95"

Molding

- DSM2: Delete panel molding - Deduct \$50

Door

- D6: Delete doors - n/c

Flush Cut

- FC-B: Flush Unit Both Sides(Facing) for Ganging - \$100
- FC-L: Flush Unit Left (Facing) for Ganging - \$100
- FC-R: Flush Unit Right(Facing) for Ganging - \$100

Open Plan _ Finished Back

- OPB: "W" "G" Style - Modify Unit for Open Plan Application - \$295

Trash Can


- TRC50: EZ Cargo 50 dual trash can - (1) 8 gallon and (1) 5 gallon - \$650

Conference - Jamestown

Cabinets

Traditional Telephone Cabinet

[Click here to view statement of line](#)



1 Select Model

w" x d" x h"
16 x 22 x 29

Weight
50

Standard Veneer Top Standard Veneer Chassis	Premium Veneer Top Premium Veneer Chassis	High Pressure Laminate Top Veneer Chassis	Thermally Fused Laminate Top Thermally Fused Laminate Chassis
JCM1622TS487W 2406	"P" Option N/A	JCM1622TS487G 2406	"M" Option N/A

Product Features

- Hardwood base and moldings

Options

Flush Cut

- FC-B: Flush Unit Both Sides(Facing) for Ganging - \$100
- FC-L: Flush Unit Left (Facing) for Ganging - \$100
- FC-R: Flush Unit Right(Facing) for Ganging - \$100

Molding

- STC01: Optional Scalloped Molding - \$105
- DSM2: Delete panel molding - Deduct \$50

Open Plan _ Finished Back

- OPB: "W" "G" Style - Modify Unit for Open Plan Application - \$295

2 Select Finish

[Click to view finishes](#)

- WEC
- WAC
- WIC
- WHC
- WOC
- WGW
- WBW
- WSW
- WNW
- WEW
- WWW

- GEC
- GAC
- GIC
- GHC
- GOC
- GNW
- GEW

3 Select Edge

[Click to view edges](#)



4 Select Hardware

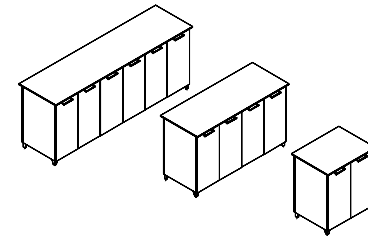
[Click to view details](#)



Conference - NOT SO square

Full Pedestal Credenzas
 Conferencing Storage Credenza

[Click here to view statement of line](#)



1 Select Model

w" x d" x h"
 Triple Storage
 95 x 24 x 36
 89 x 24 x 36
 Double Storage
 72 x 24 x 36
 66 x 24 x 36
 60 x 24 x 36
 48 x 24 x 36
 Single Storage
 37 x 24 x 36
 31 x 24 x 36

Weight

		Standard Veneer Top Standard Veneer Chassis		Premium Veneer Top Premium Veneer Chassis		High Pressure Laminate Top Veneer Chassis		Thermally Fused Laminate Top Thermally Fused Laminate Chassis	
400	NSS9524CA124W	5436	NSS9524CA124P	5980	NSS9524CA124G	5436	NSS9524CA124M	4259	
360	NSS8924CA124W	5315	NSS8924CA124P	5847	NSS8924CA124G	5315	NSS8924CA124M	3959	
300	NSS7224CA124W	4614	NSS7224CA124P	5077	NSS7224CA124G	4614	NSS7224CA124M	3256	
275	NSS6624CA124W	4490	NSS6624CA124P	4939	NSS6624CA124G	4490	NSS6624CA124M	3196	
250	NSS6024CA124W	4365	NSS6024CA124P	4802	NSS6024CA124G	4365	NSS6024CA124M	3134	
200	NSS4824CA124W	4116	NSS4824CA124P	4528	NSS4824CA124G	4116	NSS4824CA124M	3010	
150	NSS3724CA124W	2479	NSS3724CA124P	2728	NSS3724CA124G	2479	NSS3724CA124M	1777	
135	NSS3124CA124W	2301	NSS3124CA124P	2533	NSS3124CA124G	2301	NSS3124CA124M	1723	

2 Select Finish

[Click to view finishes](#)

Metal Finish
 MFS Silver. Additional
 Metal Finishes are
 available, options

WAC WNW
 WIC WWP
 WOC WWW
 WEC
 WAM
 WHC
 WCM
 WEW
 WGW
 WBW
 WSW

TBCO PO01
 TBSW PO02
 TSTV PO03
 TSMV PO07
 TSLV PO08
 TOBW PO09
 WMO
 WNO
 WSO
 WLO

GAC GNW
 GIC GSTV
 GHC +10%
 GNA + GSLV
 5% +10%
 GOC GWL
 GEC
 GAM
 GCM
 GEW

MAC
 MOC
 MEC
 MGW
 MTW
 MSW
 MWL
 MNA
 MWW

3 Select Edge

[Click to view edges](#)



NSS Bevel



NSS Bevel



NSS Bevel



NSS Bevel

4 Select Hardware

[Click to view details](#)



PL-115 Matte Black
 PL-116 Matte Nickel



PL-210 Anodized
 Aluminum



PL-115 Matte Black
 PL-116 Matte Nickel



PL-210 Anodized
 Aluminum



PL-115 Matte Black
 PL-116 Matte Nickel



PL-210 Anodized
 Aluminum



PL-115 Matte Black
 PL-116 Matte Nickel



PL-210 Anodized
 Aluminum

Product Features

- Adjustable glides
- "M" styles shelves match finish
- Standard Silver feet (optional White, Black)
- Storage cabinet w/ adjustable black laminate shelf

Notes

- Ganging: For end to end ganging, specify ganging flush cut modification for each ganged unit

Options

Accessories

- REF-01: Modify Storage section for refrigerator - \$205

Audio Visual

- AVR1: AV Exhaust Fan - \$470
- AVR2: AV Pullout Rack - \$2525

Door

- D2: Wood Door Lock - \$100 per door set
- D6: Delete Doors - n/c
- D6A: "W"/"G" Styles - Delete Doors and replace black laminate shelf with finished shelf - n/c
- D8: Delete feet (includes extended fronts to the floor) - n/c

Flush Cut

- FC-B: Flush Unit Both Sides(Facing) for Ganging - \$55
- FC-L: Flush Unit Left (Facing) for Ganging - \$55
- FC-R: Flush Unit Right(Facing) for Ganging - \$55

Open Plan _ Finished Back

- OPB: "W" "G" Style - Modify Unit for Open Plan Application - \$195
- OPBM: "M" Style - Modify Unit for Open Plan Application - \$95

Premium Finish Option

- Specify foot Metal Finish color - \$30 per foot
- MFB: Black, MFW: White

Shelf

- S25: Replace Black Laminate Shelf with Finished Shelf - \$80 per shelf

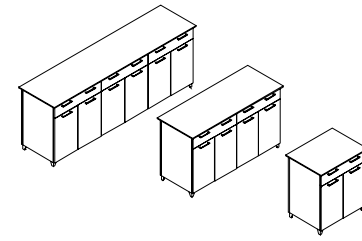
Trash Can

- TRC230: Trash Can Insert - (2) 30 gal containers - \$495

Conference - NOT SO square

Storage Credenzas
Buffet / Storage Credenzas

[Click here to view statement of line](#)



1 Select Model

w" x d" x h"
Triple Storage
95 x 24 x 36
89 x 24 x 36
Double Storage
72 x 24 x 36
60 x 24 x 36
Single Storage
37 x 24 x 36
31 x 24 x 36

Weight

		Standard Veneer Top Standard Veneer Chassis		Premium Veneer Top Premium Veneer Chassis		High Pressure Laminate Top Veneer Chassis		Thermally Fused Laminate Top Thermally Fused Laminate Chassis	
400	NSS9524CA126W	5913	NSS9524CA126P	6505	NSS9524CA126G	5913	NSS9524CA126M	4765	
360	NSS8924CA126W	5727	NSS8924CA126P	6301	NSS8924CA126G	5727	NSS8924CA126M	4465	
300	NSS7224CA126W	4889	NSS7224CA126P	5379	NSS7224CA126G	4889	NSS7224CA126M	3761	
250	NSS6024CA126W	4642	NSS6024CA126P	5106	NSS6024CA126G	4642	NSS6024CA126M	3639	
150	NSS3724CA126W	2618	NSS3724CA126P	2880	NSS3724CA126G	2618	NSS3724CA126M	2031	
135	NSS3124CA126W	2439	NSS3124CA126P	2683	NSS3124CA126G	2439	NSS3124CA126M	1974	

2 Select Finish

[Click to view finishes](#)

WAC
WIC
WOC
WEC
WAM
WHC
WCM
WEW
WGW
WBW
WSW

WNW
WWP
WWW

TBCO
TBSW
TSTV
TSMV
TSLV
TOBW
WMO
WNO
WSO
WLO

PO01
PO02
PO03
PO07
PO08
PO09

GAC
GIC
GHC
GNA +
5%
GOC
GEC
GAM
GCM
GEW

GNW
GSTV
+10%
GSLV
+10%
GWL

MAC
MOC
MEC
MGW
MTW
MSW
MWL
MNA
MWW

3 Select Edge

[Click to view edges](#)



NSS Bevel



NSS Bevel



NSS Bevel



NSS Bevel

4 Select Hardware

[Click to view details](#)



PL-115 Matte Black
PL-116 Matte Nickel



PL-210 Anodized
Aluminum



PL-115 Matte Black
PL-116 Matte Nickel



PL-210 Anodized
Aluminum



PL-115 Matte Black
PL-116 Matte Nickel



PL-210 Anodized
Aluminum



PL-115 Matte Black
PL-116 Matte Nickel



PL-210 Anodized
Aluminum

Product Features

- 1 adjustable black laminate shelf behind each door set
- Soft close suspension drawer(s)
- Standard Silver Feet (optional White, Black)

Notes

- Unit not designed for open plan use. Select OPB for Open Plan application

Options

Door

- D2: Door Lock - \$100 per door set
- D6: Delete Doors - n/c
- D6A: "W"/"G" Styles - Delete Doors and replace black laminate shelf with finished shelf - n/c
- D9SC: Soft Close Door Hinges - \$20 per door

Feet

- D8: Delete feet (includes extended fronts to the floor) - n/c

Flush Cut

- FC-B: Flush Unit Both Sides(Facing) for Ganging - \$55
- FC-L: Flush Unit Left (Facing) for Ganging - \$55
- FC-R: Flush Unit Right(Facing) for Ganging - \$55

Grommets (Standard Location)

- Specify Color and Location (Right/Left/Center) - \$50 ea.
- Black: TM30-R (Right), TM30-L (Left), TM30-C (Center)
- Silver: TM31-R (Right), TM31-L (Left), TM31-C (Center)
- White: TM34-R (Right), TM34-L (Left), TM34-C (Center)

Grommets (Non-Standard Location)

- Provide drawing w/ Grommet Location and Specify Color - \$95 ea.
- Black: TM30-NS
- Silver: TM31-NS
- White: TM34-NS

Grommet (Vertical Surface)

- Standard Location - \$50 ea.
- Black Plastic Vertical Surface: TM50-C (Bottom Center)
- Non-Standard Location - \$90 ea.
- Black Plastic Vertical Surface: TM50-NS

Open Plan _ Finished Back

- OPB: "W" "G" Style - Modify Unit for Open Plan Application - \$195
- OPBM: "M" Style - Modify Unit for Open Plan Application - \$95

Premium Finish Option

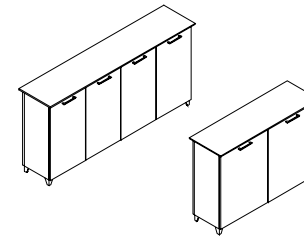
- Specify foot Metal Finish color - \$30 per foot
- MFB: Black, MFW: White

Trash Can

- TRC230: Trash Can Insert - (2) 30 gal containers - \$495

Conference - NOT SO square

Storage Credenzas
Console Cabinets



[Click here to view statement of line](#)

1 Select Model

w" x d" x h"
4 Door
72 x 15 x 36
60 x 15 x 36
2 Door
48 x 15 x 36
36 x 15 x 36

Weight	Standard Veneer Top Standard Veneer Chassis	Premium Veneer Top Premium Veneer Chassis	High Pressure Laminate Top Veneer Chassis	Thermally Fused Laminate Top Thermally Fused Laminate Chassis
210	NSS7215CA524W 4056	NSS7215CA524P 4463	NSS7215CA524G 4056	NSS7215CA524M 2614
175	NSS6015CA524W 3959	NSS6015CA524P 4356	NSS6015CA524G 3959	NSS6015CA524M 2382
140	NSS4815CA524W 2439	NSS4815CA524P 2683	NSS4815CA524G 2439	NSS4815CA524M 1710
110	NSS3615CA524W 2115	NSS3615CA524P 2327	NSS3615CA524G 2115	NSS3615CA524M 1517

2 Select Finish

[Click to view finishes](#)

WAC WNW
WIC WWP
WOC WWW
WEC
WAM
WHC
WCM
WEW
WGW
WBW
WSW

Metal Finish
MFS Silver. Additional
Metal Finishes are
available, options

TBCO PO01
TBSW PO02
TSTV PO03
TSMV PO07
TSLV PO08
TOBW PO09
WMO
WNO
WSO
WLO

GAC GNW
GIC GSTV
GHC +10%
GNA + GSLV
5% +10%
GOC GWL
GEC
GAM
GCM
GEW

MAC
MOC
MEC
MGW
MTW
MSW
MWL
MNA
MWW

3 Select Edge

[Click to view edges](#)



4 Select Hardware

[Click to view details](#)



Product Features

- 1 adjustable black laminate shelf behind each section
- Interior shelf depth 12"
- Standard Silver Feet (optional White, Black)

Notes

- Unit not designed for open plan use. Select OPB for Open Plan application

Options

Door

- D2: Door Lock - \$100 per door set
- D6: Delete Doors - n/c
- D6A: "W"/"G" Styles - Delete Doors and replace black laminate shelf with finished shelf - n/c
- D9SC: Soft Close Door Hinges - \$20 per door

Feet

- D8: Delete feet (includes extended fronts to the floor) - n/c

Flush Cut

- FC-B: Flush Unit Both Sides(Facing) for Ganging - \$55
- FC-L: Flush Unit Left (Facing) for Ganging - \$55
- FC-R: Flush Unit Right(Facing) for Ganging - \$55

Grommets (Standard Location)

- Specify Color and Location (Right/Left/Center) - \$50 ea.
- Black: TM30-R (Right), TM30-L (Left), TM30-C (Center)
 - Silver: TM31-R (Right), TM31-L (Left), TM31-C (Center)
 - White: TM34-R (Right), TM34-L (Left), TM34-C (Center)
 - TM50: Black grommet in back panel - \$45

Grommets (Non-Standard Location)

- Provide drawing w/ Grommet Location and Specify Color - \$95 ea.
- Black: TM30-NS
 - Silver: TM31-NS
 - White: TM34-NS

Grommet (Vertical Surface)

- Standard Location - \$50 ea.
- Black Plastic Vertical Surface: TM50-C (Bottom Center)
 - Non-Standard Location - \$90 ea.
 - Black Plastic Vertical Surface: TM50-NS

Open Plan _ Finished Back

- OPB: "W" "G" Style - Modify Unit for Open Plan Application - \$195
- OPBM: "M" Style - Modify Unit for Open Plan Application - \$95

Shelves

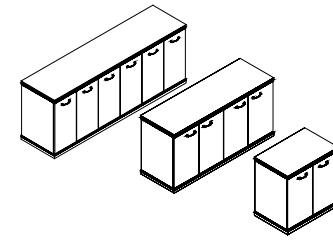
- S25: "W"/"G" Styles - Replace Black Laminate Shelf with Finished Shelf - \$80 per shelf
- S714F: Heavy Duty Lumber 1" Shelves - \$80 per shelf ("M" Styles - n/a)

Premium Finish Option

- Specify foot Metal Finish color - \$30 per foot
- MFB: Black, MFW: White

Conference - Prado

Full Pedestal Credenzas
 Conferencing Storage Credenza



[Click here to view statement of line](#)

1 Select Model

Weight

w" x d" x h"

		Standard Veneer Top Standard Veneer Chassis		Premium Veneer Top Premium Veneer Chassis		High Pressure Laminate Top Veneer Chassis		Thermally Fused Laminate Top Thermally Fused Laminate Chassis	
Triple Storage									
94 x 24 x 36	360	PRA9424CA124W	8803	"P" Option N/A		PRA9424CA124G	8803	"M" Option N/A	
88 x 24 x 36	345	PRA8824CA124W	8635	"P" Option N/A		PRA8824CA124G	8635	"M" Option N/A	
Double Storage									
71 x 24 x 36	270	PRA7124CA124W	6647	"P" Option N/A		PRA7124CA124G	6647	"M" Option N/A	
65 x 24 x 36	260	PRA6524CA124W	6518	"P" Option N/A		PRA6524CA124G	6518	"M" Option N/A	
59 x 24 x 36	220	PRA5924CA124W	6393	"P" Option N/A		PRA5924CA124G	6393	"M" Option N/A	
48 x 24 x 36	210	PRA4824CA124W	6136	"P" Option N/A		PRA4824CA124G	6136	"M" Option N/A	
Single Storage									
36 x 24 x 36	160	PRA3624CA124W	3802	"P" Option N/A		PRA3624CA124G	3802	"M" Option N/A	
30 x 24 x 36	150	PRA3024CA124W	3636	"P" Option N/A		PRA3024CA124G	3636	"M" Option N/A	

2 Select Finish

[Click to view finishes](#)

- WEC
- WAC
- WIC
- WHC
- WOC
- WEW
- WGW
- WBW
- WSW
- WNW
- WWW

- GEC
- GAC
- GIC
- GHC
- GOC
- GNW
- GEW

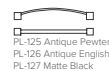
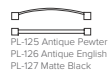
3 Select Edge

[Click to view edges](#)



4 Select Hardware

[Click to view details](#)



Product Features

- Adjustable glides
- 1 Adjustable black shelf/storage
- Hardwood base / dentil molding

Options

Accessories

- REF-01: Modify Storage section for refrigerator - \$205

Audio Visual

- AVR1: AV Exhaust Fan - \$470
- AVR2: AV Pullout Rack - \$2525

Back Panel Wall Access

- M19: 2 Heat vent/cord access slots in back - \$160

Door

- D2: Wood Door Lock - \$100 per door set

Flush Cut

- FC-B: Flush Unit Both Sides(Facing) for Ganging - \$100
- FC-L: Flush Unit Left (Facing) for Ganging - \$100
- FC-R: Flush Unit Right(Facing) for Ganging - \$100

Open Plan _ Finished Back

- OPB: "W" "G" Style - Modify Unit for Open Plan Application - \$195

Trash Can

- TRC50: EZ Cargo 50 dual trash can - (1) 8 gallon and (1) 5 gallon - \$680

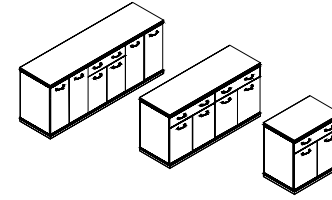
Shelf

- S25: Replace Black Laminate Shelf with Finished Shelf - \$80 per shelf

Conference - Prado

Full Pedestal Credenzas
 Conferencing Buffet Credenza

[Click here to view statement of line](#)



1 Select Model

w" x d" x h"
 Triple Buffet
 94 x 24 x 36
 Double Buffet
 71 x 24 x 36
 Single Buffet
 36 x 24 x 36

Weight

		Standard Veneer Top Standard Veneer Chassis		Premium Veneer Top Premium Veneer Chassis		High Pressure Laminate Top Veneer Chassis		Thermally Fused Laminate Top Thermally Fused Laminate Chassis	
350	PRA9424CA126W	8499		"P" Option N/A		PRA9424CA126G	8499		"M" Option N/A
300	PRA7124CA126W	7466		"P" Option N/A		PRA7124CA126G	7466		"M" Option N/A
160	PRA3624CA126W	3971		"P" Option N/A		PRA3624CA126G	3971		"M" Option N/A

Product Features

- 1 Adjustable black shelf/storage
- Utility drawer w/ felt liner

Options

Accessories

- REF-01: Modify Storage section for refrigerator - \$205

Door

- D2: Wood Door Lock - \$100 per door set

Flush Cut

- FC-B: Flush Unit Both Sides(Facing) for Ganging - \$100
- FC-L: Flush Unit Left (Facing) for Ganging - \$100
- FC-R: Flush Unit Right(Facing) for Ganging - \$100

Open Plan _ Finished Back

- OPB: "W" "G" Style - Modify Unit for Open Plan Application - \$195

Trash Can

- TRC50: EZ Cargo 50 dual trash can - (1) 8 gallon and (1) 5 gallon - \$650

Shelf

- S25: Replace Black Laminate Shelf with Finished Shelf - \$80 per shelf

2 Select Finish

[Click to view finishes](#)

WEC
 WAC
 WIC
 WHC
 WOC
 WEW
 GWG
 WBW
 WSW
 WNW
 WWW

GEC
 GAC
 GIC
 GHC
 GOC
 GNW
 GEW

3 Select Edge

[Click to view edges](#)



Prado



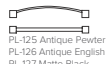
Prado

4 Select Hardware

[Click to view details](#)



PL-115 Matte Black
 PL-116 Matte Nickel



PL-125 Antique Pewter
 PL-126 Antique English
 PL-127 Matte Black



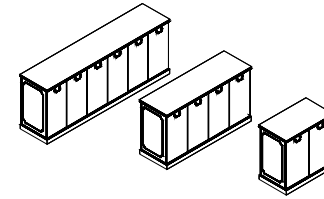
PL-115 Matte Black
 PL-116 Matte Nickel



PL-125 Antique Pewter
 PL-126 Antique English
 PL-127 Matte Black

Conference - Richmond Park

Full Pedestal Credenzas
 Conferencing Storage Credenza



[Click here to view statement of line](#)

1 Select Model

w" x d" x h"
 Triple Storage
 95 x 24 x 36
 89 x 24 x 36
 Double Storage
 72 x 24 x 36
 66 x 24 x 36
 60 x 24 x 36
 48 x 24 x 36
 Single Storage
 37 x 24 x 36
 31 x 24 x 36

Weight

		Standard Veneer Top Standard Veneer Chassis		Premium Veneer Top Premium Veneer Chassis		High Pressure Laminate Top Veneer Chassis		Thermally Fused Laminate Top Thermally Fused Laminate Chassis	
390	RPC9524CA124W	8015		"P" Option N/A		RPC9524CA124G	8015	"M" Option N/A	
340	RPC8924CA124W	7828		"P" Option N/A		RPC8924CA124G	7828	"M" Option N/A	
290	RPC7224CA124W	5630		"P" Option N/A		RPC7224CA124G	5630	"M" Option N/A	
260	RPC6624CA124W	5446		"P" Option N/A		RPC6624CA124G	5446	"M" Option N/A	
245	RPC6024CA124W	5263		"P" Option N/A		RPC6024CA124G	5263	"M" Option N/A	
200	RPC4824CA124W	4896		"P" Option N/A		RPC4824CA124G	4896	"M" Option N/A	
150	RPC3724CA124W	3250		"P" Option N/A		RPC3724CA124G	3250	"M" Option N/A	
135	RPC3124CA124W	3067		"P" Option N/A		RPC3124CA124G	3067	"M" Option N/A	

2 Select Finish

[Click to view finishes](#)

- WEC
- WAC
- WIC
- WHC
- WOC
- WEW
- WGW
- WBW
- WSW
- WNW
- WWW

- GEC
- GAC
- GIC
- GHC
- GOC
- GNW
- GEW

3 Select Edge

[Click to view edges](#)



4 Select Hardware

[Click to view details](#)



Product Features

- Adjustable black laminate shelf per section
- Adjustable glides
- Traditional - Molding, hardwood base & profile edge on drawers / doors

Notes

- Ganging: For end to end ganging, specify ganging flush cut modification for each ganged unit

Options

Accessories

- REF-01: Modify Storage section for refrigerator - \$205

Audio Visual

- AVR1: AV Exhaust Fan - \$470
- AVR2: AV Pullout Rack - \$2525

Back Panel Wall Access

- M19: 2 Heat vent/cord access slots in back - \$160

Molding Panel

- DSM2: Delete panel molding - Deduct \$50

Door

- D2: Wood Door Lock - \$100 per door set
- D6: Delete Doors - n/c
- D6A: "W"/"G" Styles - Delete Doors and replace black laminate shelf with finished shelf - n/c

Flush Cut

- FC-B: Flush Unit Both Sides(Facing) for Ganging - \$100
- FC-L: Flush Unit Left (Facing) for Ganging - \$100
- FC-R: Flush Unit Right(Facing) for Ganging - \$100

Open Plan _ Finished Back

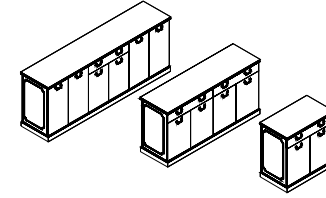
- OPB: 'W' "G" Style - Modify Unit for Open Plan Application - \$295

Trash Can

- TRC50: EZ Cargo 50 dual trash can - (1) 8 gallon and (1) 5 gallon - \$680

Conference - Richmond Park

Full Pedestal Credenzas
 Conferencing Buffet Credenza



[Click here to view statement of line](#)

1 Select Model

w" x d" x h"
 Triple Buffet
 95 x 24 x 36
 Double Buffet
 72 x 24 x 36
 Single Buffet
 37 x 24 x 36

Weight	Standard Veneer Top Standard Veneer Chassis	Premium Veneer Top Premium Veneer Chassis	High Pressure Laminate Top Veneer Chassis	Thermally Fused Laminate Top Thermally Fused Laminate Chassis
390	RPC9524CA126W 8747	"P" Option N/A	RPC9524CA126G 8747	"M" Option N/A
300	RPC7224CA126W 7281	"P" Option N/A	RPC7224CA126G 7281	"M" Option N/A
175	RPC3724CA126W 4078	"P" Option N/A	RPC3724CA126G 4078	"M" Option N/A

Product Features

- Adjustable glides
- Full extension drawers - locking
- Storage cabinet w/ adjustable black laminate shelf
- Traditional - Molding, hardwood base & profile edge on drawers / doors
- Utility drawer w/ felt liner

Notes

- Ganging: For end to end ganging, specify ganging flush cut modification for each ganged unit

Options

Accessories

- REF-01: Modify Storage section for refrigerator - \$205

Audio Visual

- AVR1: AV Exhaust Fan - \$470
- AVR2: AV Pullout Rack - \$2525

Back Panel Wall Access

- M19: 2 Heat vent/cord access slots in back - \$160

Molding Panel

- DSM2: Delete panel molding - Deduct \$50

Door

- D6: Delete Doors - n/c
- D6A: "W"/"G" Styles - Delete Doors and replace black laminate shelf with finished shelf - n/c

Open Plan _ Finished Back

- OPB: "W" "G" Style - Modify Unit for Open Plan Application - \$295

Trash Can

- TRC50: EZ Cargo 50 dual trash can - (1) 8 gallon and (1) 5 gallon - \$650

2 Select Finish

[Click to view finishes](#)

- WEC
- WAC
- WIC
- WHC
- WOC
- WEW
- WGW
- WBW
- WSW
- WNW
- WWW

- GEC
- GAC
- GIC
- GHC
- GOC
- GNW
- GEW

3 Select Edge

[Click to view edges](#)



4 Select Hardware

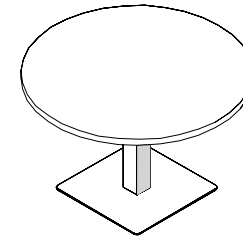
[Click to view details](#)



Conference - Rift



Conference Table
Round Conference Table With Column

[Click here to view statement of line](#)



1 Select Model

w" x d" x h"	Weight
48 DIA x 29.5	160
42 DIA x 29.5	150
36 DIA x 29.5	140
30 DIA x 29.5	135

Standard Veneer Top Standard Veneer Chassis	Premium Veneer Top Premium Veneer Chassis	High Pressure Laminate Top Veneer Chassis	Thermally Fused Laminate Top Thermally Fused Laminate Chassis
"W" Option N/A	RFT4848DT089P 3411	"G" Option N/A	"M" Option N/A
"W" Option N/A	RFT4242DT089P 3282	"G" Option N/A	"M" Option N/A
"W" Option N/A	RFT3636DT089P 3179	"G" Option N/A	"M" Option N/A
"W" Option N/A	RFT3030DT089P 3043	"G" Option N/A	"M" Option N/A
<p>TBCO TBSW TSTV TSMV TSLV TOBW</p>			
<p>Flat  Rift </p>			
<p>Hardware N/A</p>			

Product Features

- 1-1/2" Thick work surface
- 4" x 4" Steel column with accent wood panel insert centered under top
- Flat edge standard
- Steel platform with self-leveling cushion bottom

Seating Accommodations

- 48" and 42" diameter seats four to five
- 36" diameter seats three to four
- 30" diameter seats three

2 Select Finish

[Click to view finishes](#)

3 Select Edge

[Click to view edges](#)

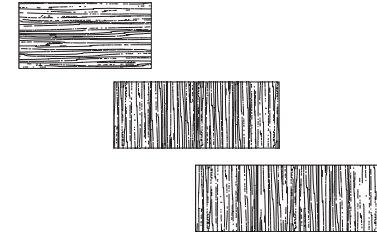
4 Select Hardware

[Click to view details](#)

Conference - Rift


Top
Rectangle

[Click here to view statement of line](#)



1 Select Model

w" x d" x h"	Weight
3 Piece Top	
240 x 60	545
240 x 54	530
216 x 60	475
216 x 54	455
2 Piece Top	
192 x 54	405
168 x 54	355
144 x 48	270
120 x 48	225
1 Piece Top	
96 x 48	190
84 x 42	145
72 x 36	110

Standard Veneer Top Standard Veneer Chassis	Premium Veneer Top Premium Veneer Chassis	High Pressure Laminate Top Veneer Chassis	Thermally Fused Laminate Top Thermally Fused Laminate Chassis
"W" Option N/A	RFT24060RE500P 12903	"G" Option N/A	"M" Option N/A
"W" Option N/A	RFT24054RE500P 11616	"G" Option N/A	"M" Option N/A
"W" Option N/A	RFT21660RE500P 11616	"G" Option N/A	"M" Option N/A
"W" Option N/A	RFT21654RE500P 10458	"G" Option N/A	"M" Option N/A
"W" Option N/A	RFT19254RE500P 7956	"G" Option N/A	"M" Option N/A
"W" Option N/A	RFT16854RE500P 7743	"G" Option N/A	"M" Option N/A
"W" Option N/A	RFT14448RE500P 7075	"G" Option N/A	"M" Option N/A
"W" Option N/A	RFT12048RE500P 6676	"G" Option N/A	"M" Option N/A
"W" Option N/A	RFT9648RE500P 3838	"G" Option N/A	"M" Option N/A
"W" Option N/A	RFT8442RE500P 3693	"G" Option N/A	"M" Option N/A
"W" Option N/A	RFT7236RE500P 3383	"G" Option N/A	"M" Option N/A
	TBCO TBSW TSTV TSMV TSLV TOBW		
	 Flat Rift		
	Hardware N/A		

Product Features

- 1.5" thick tops
- Tops and bases are pre-located to ensure proper installation location

Seating Accommodations

- 240" seats sixteen to eighteen
- 216" seats twelve to fourteen
- 192" seats ten to twelve
- 168" seats ten
- 144" and 120" seats eight to ten
- 96" and 84" seats eight
- 72" seats six to eight

Options

- Power / data communications support module hardware available in options selection
- Undertop wire trough and channels available in options section

2 Select Finish

[Click to view finishes](#)

3 Select Edge

[Click to view edges](#)

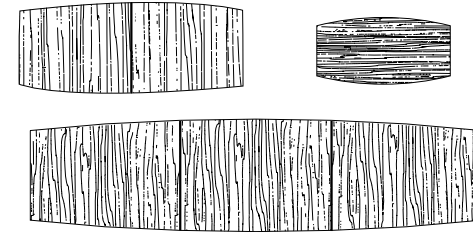
4 Select Hardware

[Click to view details](#)

Conference - Rift

Top
Boat

[Click here to view statement of line](#)



1 Select Model

w" x d" x h"	Weight
3 Piece Top	
240 x 60/48	545
240 x 54/42	530
216 x 60/48	475
216 x 54/42	455
2 Piece Top	
192 x 54/42	385
168 x 54/42	335
144 x 48/39	250
120 x 48/39	215
1 Piece Top	
96 x 48/36	170
84 x 42/32	130
72 x 36/30	100

Standard Veneer Top Standard Veneer Chassis	Premium Veneer Top Premium Veneer Chassis	High Pressure Laminate Top Veneer Chassis	Thermally Fused Laminate Top Thermally Fused Laminate Chassis
"W" Option N/A	RFT24060BT500P 13546	"G" Option N/A	"M" Option N/A
"W" Option N/A	RFT24054BT500P 12194	"G" Option N/A	"M" Option N/A
"W" Option N/A	RFT21660BT500P 12194	"G" Option N/A	"M" Option N/A
"W" Option N/A	RFT21654BT500P 10979	"G" Option N/A	"M" Option N/A
"W" Option N/A	RFT19254BT500P 8354	"G" Option N/A	"M" Option N/A
"W" Option N/A	RFT16854BT500P 8131	"G" Option N/A	"M" Option N/A
"W" Option N/A	RFT14448BT500P 7429	"G" Option N/A	"M" Option N/A
"W" Option N/A	RFT12048BT500P 7008	"G" Option N/A	"M" Option N/A
"W" Option N/A	RFT9648BT500P 4030	"G" Option N/A	"M" Option N/A
"W" Option N/A	RFT8442BT500P 3878	"G" Option N/A	"M" Option N/A
"W" Option N/A	RFT7236BT500P 3553	"G" Option N/A	"M" Option N/A
	TBCO TBSW TSTV TSMV TSLV TOBW		
	Hardware N/A		

Product Features

- 1.5" thick tops
- Tops and bases are pre-located to ensure proper installation location

Seating Accommodations

- 240" seats sixteen to eighteen
- 216" seats twelve to fourteen
- 192" seats ten to twelve
- 168" seats ten
- 144" and 120" seats eight to ten
- 96" and 84" seats eight
- 72" seats six

Options

- Power / data communications support module hardware available in options selection
- Undertop wire trough and channels available in options section

2 Select Finish

[Click to view finishes](#)

3 Select Edge

[Click to view edges](#)

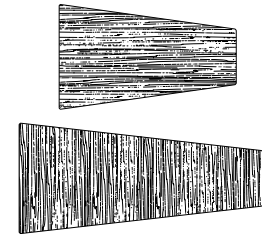
4 Select Hardware

[Click to view details](#)

Conference - Rift

Top
Telecom Wedge

[Click here to view statement of line](#)



1 Select Model

w" x d" x h"	Weight
2 Piece	
144 x 60/30	255
132 x 60/30	240
120 x 54/30	220
1 Piece Top	
96 x 51/30	175
84 x 48/30	135
72 x 42/28	105

Standard Veneer Top Standard Veneer Chassis	Premium Veneer Top Premium Veneer Chassis	High Pressure Laminate Top Veneer Chassis	Thermally Fused Laminate Top Thermally Fused Laminate Chassis
"W" Option N/A	RFT14460WE500P 7429	"G" Option N/A	"M" Option N/A
"W" Option N/A	RFT13260WE500P 7220	"G" Option N/A	"M" Option N/A
"W" Option N/A	RFT12054WE500P 7008	"G" Option N/A	"M" Option N/A
"W" Option N/A	RFT9651WE500P 4030	"G" Option N/A	"M" Option N/A
"W" Option N/A	RFT8448WE500P 3878	"G" Option N/A	"M" Option N/A
"W" Option N/A	RFT7242WE500P 3553	"G" Option N/A	"M" Option N/A
TBCO TBSW TSTV TSMV TSLV TOBW			
Hardware N/A			

Product Features

- 1.5" thick tops
- Tops and bases are pre-located to ensure proper installation location

Notes

- Contact Customer Service for Base Suggestions
- Seating Accommodations
- 144" and 120" seats eight to ten
- 132" and 120" seats eight to ten
- 108", 96" and 84" seats eight
- 72" seats four to five

Options

- Power / data communications support module hardware available in options selection
- Undertop wire trough and channels available in options section

2 Select Finish

[Click to view finishes](#)

3 Select Edge

[Click to view edges](#)

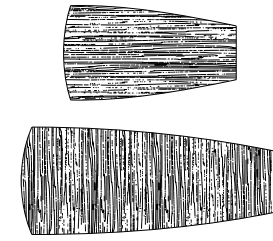
4 Select Hardware

[Click to view details](#)

Conference - Rift

Top
Midship

[Click here to view statement of line](#)



1 Select Model

w" x d" x h"	Weight
2 Piece	
144 x 60/30	255
132 x 60/30	240
120 x 54/30	220
1 Piece Top	
96 x 51/30	175
84 x 48/30	135
72 x 42/28	105

Standard Veneer Top Standard Veneer Chassis	Premium Veneer Top Premium Veneer Chassis	High Pressure Laminate Top Veneer Chassis	Thermally Fused Laminate Top Thermally Fused Laminate Chassis
"W" Option N/A	RFT14460MD500P 7429	"G" Option N/A	"M" Option N/A
"W" Option N/A	RFT13260MD500P 7220	"G" Option N/A	"M" Option N/A
"W" Option N/A	RFT12054MD500P 7008	"G" Option N/A	"M" Option N/A
"W" Option N/A	RFT9651MD500P 4030	"G" Option N/A	"M" Option N/A
"W" Option N/A	RFT8448MD500P 3878	"G" Option N/A	"M" Option N/A
"W" Option N/A	RFT7242MD500P 3553	"G" Option N/A	"M" Option N/A
<p>TBCO TBSW TSTV TSMV TSLV TOBW</p>			
<p>Flat Rift</p>			
<p>Hardware N/A</p>			

Product Features

- 1.5" thick tops
- Tops and bases are pre-located to ensure proper installation location

Notes

- Contact Customer Service for Base Suggestions
- Seating Accommodations
- 144" seats ten
- 132" and 120" seats eight to ten
- 96" and 84" seats six to eight
- 72" seats four to five

Options

- Power / data communications support module hardware available in options selection
- Undertop wire trough and channels available in options section

2 Select Finish

[Click to view finishes](#)

3 Select Edge

[Click to view edges](#)

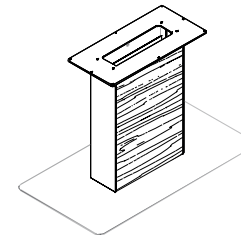
4 Select Hardware

[Click to view details](#)

Conference - Rift

Bases
Stationary Base

[Click here to view statement of line](#)



1 Select Model

w" x d" x h"
42 x 22 110
25 x 12 100

Standard Veneer Top Standard Veneer Chassis	Premium Veneer Top Premium Veneer Chassis	High Pressure Laminate Top Veneer Chassis	Thermally Fused Laminate Top Thermally Fused Laminate Chassis
"W" Option N/A "W" Option N/A	RFB4222MB986P 2930 RFB2512MB986P 2240	"G" Option N/A "G" Option N/A	"M" Option N/A "M" Option N/A
	TBCO TBSW TSTV TSMV TSLV TOBW		
	Edge N/A		
	Hardware N/A		

2 Select Finish

[Click to view finishes](#)

3 Select Edge

[Click to view edges](#)

4 Select Hardware

[Click to view details](#)

Product Features

- Steel column base with accent wood panel insert
- Steel platform base with self-leveling cushion bottom
- Wood panel sides attach with magnet and are easily removable for wire access

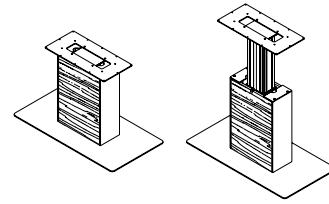
Notes

- Power units can not be specified over base. Wire trough is required if power units are ordered

Conference - Rift

Bases
Adjustable Height Base

[Click here to view statement of line](#)



conference height bar height

1 Select Model

w" x d" x h"
42 x 22
25 x 12

Weight
110
100

Standard Veneer Top Standard Veneer Chassis	Premium Veneer Top Premium Veneer Chassis	High Pressure Laminate Top Veneer Chassis	Thermally Fused Laminate Top Thermally Fused Laminate Chassis
"W" Option N/A "W" Option N/A	RFB4222MB987P 5712 RFB2512MB987P 5023	"G" Option N/A "G" Option N/A	"M" Option N/A "M" Option N/A
	TBCO TBSW TSTV TSMV TSLV TOBW		
	Edge N/A		
	Hardware N/A		

2 Select Finish

[Click to view finishes](#)

3 Select Edge

[Click to view edges](#)

4 Select Hardware

[Click to view details](#)

Product Features

- Electronic mechanism with programmable lift
- Steel column base with accent wood panel insert
- Steel platform base with self-leveling cushion bottom
- Wood panel sides attach with magnet and are easily removable for wire access

Notes

- Power units can not be specified over base. Wire trough is required if power units are ordered

Options

Bases

Linking Cable

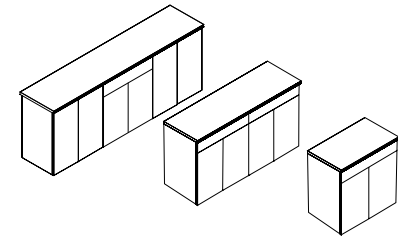
- LINK2: Linking cable: Linkage for two base tables - \$185
- LINK3: Linking cable: Linkage for three base tables - \$315

Conference - Rift

Credenzas



Buffet Credenza

[Click here to view statement of line](#)



1 Select Model

w" x d" x h"	Weight
Triple Buffet	
96 x 22 x 36	490
Double Buffet	
72 x 22 x 36	340
Single Buffet	
36 x 22 x 36	170

Standard Veneer Top Standard Veneer Chassis	Premium Veneer Top Premium Veneer Chassis	High Pressure Laminate Top Veneer Chassis	Thermally Fused Laminate Top Thermally Fused Laminate Chassis
"W" Option N/A	RFT9622CA126P 8623	"G" Option N/A	"M" Option N/A
"W" Option N/A	RFT7222CA126P 6751	"G" Option N/A	"M" Option N/A
"W" Option N/A	RFT3622CA126P 3441	"G" Option N/A	"M" Option N/A
<p>TBCO TBSW TSTV TSMV TSLV TOBW</p>			
<p>Edge N/A</p>			
<p>   </p>			

Product Features

- Floor levelers
- Storage cabinet w/ adjustable wood shelf
- Utility drawer w/ felt liner

Options

Accessories

- REF-01: Modify Storage section for refrigerator - \$205

Door

- D2: Wood Door Lock - \$100 per door set
- D2: Wood Drawer Lock - \$100 per drawer Set

Open Plan _ Finished Back

- OPB: "W" "G" Style - Modify Unit for Open Plan Application - \$195

Top

Clear Top

- CCG-36: clear glass on metal standoffs for 36 degree credenza--\$725 list.
- CCG-72: clear glass on metal standoffs for 72 degree credenza--\$1,225 list.
- CCG-96: clear glass on metal standoffs for 96 degree credenza--\$1,650 list.

Frosted Top

- CFG-36: frosted glass on metal standoffs for 36 degree credenza--\$900 list.
- CFG-72: frosted glass on metal standoffs for 72 degree credenza--\$1,590 list.
- CFG-96: frosted glass on metal standoffs for 96 degree credenza--\$2,115 list.

Trash Can

- TRC50: EZ Cargo 50 dual trash can - (1) 8 gallon and (1) 5 gallon - \$680

2 Select Finish

[Click to view finishes](#)

3 Select Edge

[Click to view edges](#)

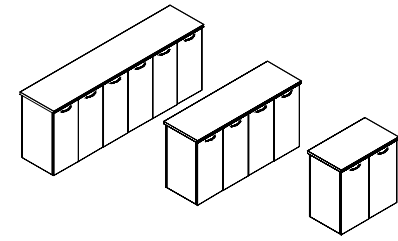
4 Select Hardware

[Click to view details](#)

Conference - Rift


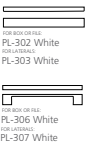
Credenzas
Storage Credenza

[Click here to view statement of line](#)



1 Select Model

w" x d" x h"	Weight
Triple Storage 96 x 22 x 36	480
Double Storage 72 x 22 x 36	330
Single Storage 36 x 22 x 36	165

	Standard Veneer Top Standard Veneer Chassis	Premium Veneer Top Premium Veneer Chassis	High Pressure Laminate Top Veneer Chassis	Thermally Fused Laminate Top Thermally Fused Laminate Chassis
	"W" Option N/A	RFT9622CA124P 8468	"G" Option N/A	"M" Option N/A
	"W" Option N/A	RFT7222CA124P 6345	"G" Option N/A	"M" Option N/A
	"W" Option N/A	RFT3622CA124P 3238	"G" Option N/A	"M" Option N/A
		TBCO TBSW TSTV TSMV TSLV TOBW		
		Edge N/A		
				
				

2 Select Finish

[Click to view finishes](#)

3 Select Edge

[Click to view edges](#)

4 Select Hardware

[Click to view details](#)

Product Features

- Adjustable black shelf per door section
- Floor levelers

Options

Accessories

- MTL30-S: Silver metal legs - \$315 unit
- MTL30-W: White metal legs - \$420 unit
- REF-01: Modify Storage section for refrigerator - \$205

Door

- D2: Wood Door Lock - \$100 per door set

Open Plan _ Finished Back

- OPB: "W" "G" Style - Modify Unit for Open Plan Application - \$195

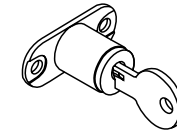
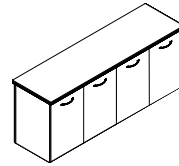
Top

Clear Top

- CCG-36: clear glass on metal standoffs for 36 degree credenza--\$725 list.
- CCG-72: clear glass on metal standoffs for 72 degree credenza--\$1,225 list.
- CCG-96: clear glass on metal standoffs for 96 degree credenza--\$1,650 list.

Frosted Top

- CFG-36: frosted glass on metal standoffs for 36 degree credenza--\$900 list.
- CFG-72: frosted glass on metal standoffs for 72 degree credenza--\$1,590 list.
- CFG-96: frosted glass on metal standoffs for 96 degree credenza--\$2,115 list.



DOOR MODIFICATIONS

soft close door hinge

Style Number	List Price
D9SC	20 Per door

DOOR MODIFICATIONS

delete doors/replace black laminate shelf w/ finished shelf

Style Number	List Price
D6A	N/C

DOOR MODIFICATIONS

panel door lock

Style Number	List Price
D2	100 Per door set

Specifications

- Snap onto standard door hinge
- Requires (2) per door
- Max door height 43"
- Factory installed where specified
- Individually shipped for field installation

Notes
 - Specify Each Item To Have Slow Close Feature

Specifications

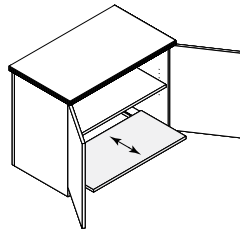
- Delete doors and replace black laminate shelf with finished shelf

Notes
 - Available on: Storage "W"/"G" Style Credenzas

Specifications

- Door Locks - 1 Door w/ Lock, Other Door w/ Catch Latch
- Contact Customer Service regarding limited lock locations and keying.

Notes
 - Available on: Panel Doors, Wood Frame Doors, and Silverluma doors

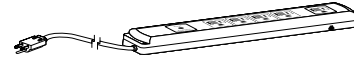


PEDESTAL MODIFICATIONS
black laminate printer pullout
bottom shelf

Style Number	List Price
PPOS	225

Specifications

- Black Laminate pullout shelf on suspension
- Black grommet
- Adjustable Shelf

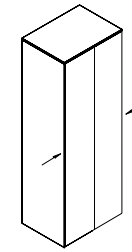


POWER / DATA
power supply cordset

Style Number	List Price
PD717	100

Specifications

- SIZE: 10.75"L x 2.0"W x 1.06"H
- (5) Outlets w/ 10' cord
- Surge suppression (720 Joules)
- 15 Amp breaker
- Available on: Vertical Panels, Cabinet Interiors, and under tops

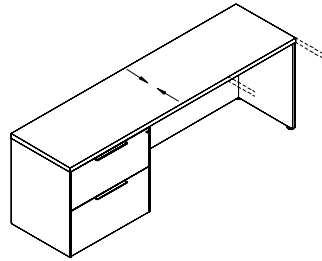


PRODUCT MODIFICATIONS
modify width - open/closed storage

Style Number	List Price
MOD-2	250

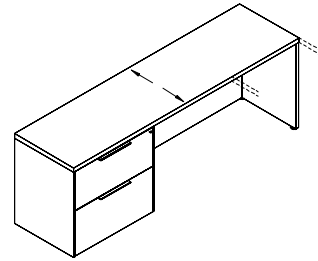
Specifications

- Modify width down on any unit with open or closed storage section: overheads, wall hung units, storage credenzas, towers



PRODUCT MODIFICATIONS
 modify width - outside of mod-1,
 mod-2

Style Number	List Price
MOD-3	Contact for pricing



PRODUCT MODIFICATIONS
 modify depth - decrease depth

Style Number	List Price
MOD-5	125

PRODUCT MODIFICATIONS
 modify depth - increase depth

Style Number	List Price
MOD-6	Add 10%

PRODUCT MODIFICATIONS
 modify height

Style Number	List Price
MOD-7	Contact for pricing

Specifications

- Width modification outside of MOD-1 & MOD-2

Specifications

- Modify depth down (minimum depth for a unit with drawers is 21"D)

Notes
 - Ex. 24" to 21", 30" to 24", and 36" to 30"

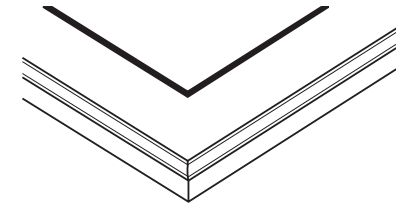
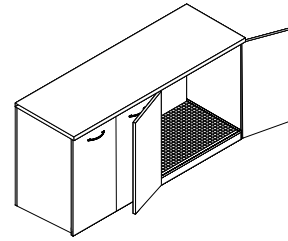
Specifications

- Increase depth by no more than 6"

Notes
 - Ex. 24" to 30", 30" to 36", and 36" to 42"
 - Add 10% to the unit you want to increase the depth of by no more than 6"

Specifications

- Modify height of a unit



PRODUCT MODIFICATIONS
modify conference table length and width - 1 piece top

Style Number	List Price
MOD-8	125

PRODUCT MODIFICATIONS
modify conference table length and width - 2/3 piece top

Style Number	List Price
MOD-9	250

REFRIGERATOR MODIFICATION
refrigerator cabinet modification

Style Number	List Price
REF01	205

SPECIALTY VENEER ACCENTS
black ebony wood inlay in one piece conference top

Style Number	List Price
One Piece Conference Top	
T30 Two Piece Conference Top	Contact for Pricing
T31	Contact for Pricing

Specifications

- Modify length/width on a 1 piece table top

Specifications

- Modify length/width on a 2 or 3 piece table top

Specifications

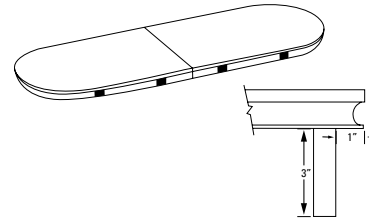
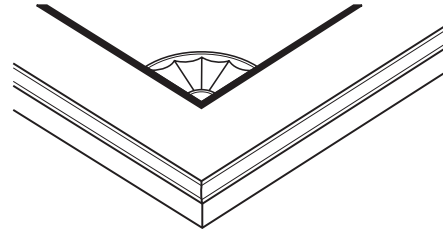
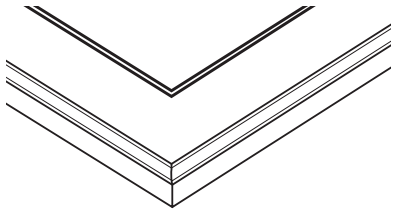
- Open back cutout for venting
- Moisture sponge mat
- Contaminate ledge
- Contact customer service for maximum refrigerator size (Changes based on unit).

Notes
- Available on: 36" and 42" Storage Credenzas

Specifications

- Standard veneer top is routed for Ebony wood inlay 1/8" x 3/16" width line. Inlay wood is miter jointed in the corners, hand fitted, glued and sanded flush with top veneer. Inlay forms a 3" border to top edge

Notes
- Hand fitted miter corner Black Ebony wood inlay installed in standard wood veneer tops



SPECIALTY VENEER ACCENTS
black/white/black wood inlay

SPECIALTY VENEER ACCENTS
black ebony wood inlay w/ wood fan detail - 1 piece conference table top

TOP MODIFICATION
top apron rail

TOP MODIFICATION
top apron rail

Style Number	List Price
One Piece Top T30BWB	Contact for Pricing
Two Piece Top T31BWB	Contact for Pricing

Style Number	List Price
One Piece Top T51	Contact for Pricing
Two Piece Top T52	Contact for Pricing

Style Number	List Price
TAR	Add 10% to top price for apron only to top

Style Number	List Price
TAR-M	Add 15% (Apron rail with beltline detail)

Specifications

- Standard veneer top is routed for wood inlay 1/8" x 3/16" width line. Each color is 1/16" wide. White inlay line is finished over providing a subtle contrast to line detail

- Notes
- Available on: Conferencing Tops
 - Hand fitted miter corner ebony-maple-ebony wood inlay installed in standard veneer top
 - The center white line can be masked off preventing color stains from penetrating. Final top coats are applied over the white line.

Specifications

- Standard veneer top is routed for wood inlay 1/8" x 3/16" width line. With each 90 degree corner routed for Quarter circle fan inlays. Inlay fans combined with solid black inlay preserves an old traditional appearance. Fans are handcrafted from teakwood, rosewood, mahogany, and other exotic woods. Each piece of veneer is shaded by burning and is hand fitted to a perfect fan shape - truly and old world craft

- Conference tables: 4 fans, one in each corner per top section

- Notes
- Available on: Conferencing Tops
 - Hand fitted miter corner wood inlay and fan installed in standard veneer top
 - Only available on square/ rectangle tops

Specifications

- 3 x 3/4 thick apron rail is set back under top 1".

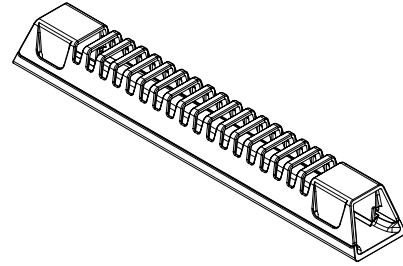

- Apron rail is recommended for fixed port installation for power/data support.

- Notes
- Available on: Conferencing Tops only
 - Select power/data support separately.
 - See power options for available apron power

Specifications

- Traditional with apron rail and molding - available in Cherry and Walnut.

- Notes
- Available on: Conference tops only
 - Select power/data support separately.
 - See power options for available apron power



WIRE MANAGEMENT
horizontal j-channel wire
management raceway

WIRE MANAGEMENT
horizontal wire management
raceway

WIRE MANAGEMENT
horizontal u-channel wire
management raceway

WIRE MANAGEMENT
coil wire manager

Style Number	List Price
W1	80 Per 4' section

Style Number	List Price
W21	35

Style Number	List Price
W2A	80 Per 4' section

Style Number	List Price
W18	160

Specifications

- 4' section for field installation.
- The "J" shape black thermoplastic wire raceway may be added to specified worksurface tops to provide concealed channeling of wires to and from worksurface grommets. For use in open kneespace areas, raceway is attachable to top of back panel with pan head screws. Interior dimensions are 1" x 1- 1/2" providing ample storage for multiple wires and excess cable. Front of raceway flexes out for easy cord insertion.

- Notes
- Units w/ Wire Channel Standard.
 - Field Installation

Specifications

- 10"W x 1.5"D x 1.25"H
- Grey Wire Manager (10.5")
- Power and data cables can be discretely housed and managed with the W21 Gray Wire Manager. This can be mounted in any location to metal frame or underside of conference tables and runs cables through a 1" channel from power module to hollow steel legs. This keeps cables organized under the table top. Release clips make it simple to snap on and off the Wire Manager for easy organization and access after attached to the table

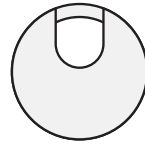
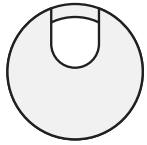
- Notes
- Field installed

Specifications

- 4' section for field installation.
- Notes
- Units w/ Wire Channel Standard.
 - Field Installation

Specifications

- Weighted Base, Table attachment plate
 - 39- 1/2" Length
 - Black
- Notes
- Location



WIRE MANAGEMENT
standard location grommets -
factory installed

Style Number	List Price
Standard Location Grommet	
Black	
TM30	50
Silver	
TM31	50
Antique Brass	
TM33	50
White	
TM34	50

WIRE MANAGEMENT
non-standard location grommets -
factory installed

Style Number	List Price
Non-Standard Location Grommet	
Black	
TM30 -NS	95
Silver	
TM31 -NS	95
Antique Brass	
TM33 -NS	95
White	
TM34 -NS	95

WIRE MANAGEMENT
black plastic vertical surface
grommets - factory installed

Style Number	List Price
Standard Location Grommet	
TM50-C	50
Non-Standard Location Grommet	
TM50-NS	95

Specifications

- 1 -5/8" Metal Grommet

Notes

- *Units w/ Grommets Standard Are Noted Under Standard Features. Grommets Match Pull Finish - Standard (Unless Specified Otherwise)

Specifications

- 1 -5/8" Metal Grommet

Notes

- *Units w/ Grommets Standard Are Noted Under Standard Features. Grommets Match Pull Finish - Standard (Unless Specified Otherwise)

Specifications

- 2 " Black Plastic Grommet

Notes

- Standard Location is Bottom Center

Aircharge wireless charging grommet

Style Number	List Price
ACWG WIRELESS GROMMET	\$213


Specifications

- › When used with GROVE Tables an additional \$350 LIST will apply for the special cutout required.
- › AirCharge offers a convenient way to charge any Qi compatible smartphone or device without the need to carry charging cables or find an available power outlet.
- › The Aircharge is powered by the latest Qi compliant IC offering reliable and efficient wireless charging in a convenient 3" grommet hub. Simply place your phone on the Aircharge and an LED will confirm pairing and begin wireless charging.
- › Recess: Efficient space conservation and quick access
- › Input: DC 5V (with included AC power adapter), DC 9V, 1.67A (with optional QC 2.0 power adapter)
- › Output: 5 watts Max. with DC 5V, 2A power adapter, 10 watts Max. with QC 2.0 power adapter
- › Qi V1.2 compliant IC
- › Charging distance: 6mm Max.

Available: All DARRAN collections



Cove power unit - non-linking

Style Number	List Price
 PD-COVE PLUG	\$600
Non-linking version	

Specifications

- › Size 5.75"L x 2.5"W
- › (2) 15 Amp Receptacles and (2) USB charging ports
- › Surface Mount
- › 108" Cord
- › Standard Silver Finish, Available in White or Black Finish upon request
- › ETL Listed

Available: All DARRAN collections



Cove power unit with daisylink

Style Number	List Price
--------------	------------

STARTER UNITS

 COV-DCH HARDWIRED	\$744
---	-------

Includes (1) Cove unit with Hardwire Infeed - 120"

 COV-DCP PLUG	\$872
--	-------

Includes (1) Cove unit with Plug infeed - Includes 72" Cord and 32" Infeed Jumper for 104" total cord infeed

ADDITIONAL LINKING UNITS

COV-DCL	\$627 EACH
---------	------------

Includes Linking Cove unit and Jumper up to 96", cable length determined by the top size

Specifications

- › Size: 5.75"L x 2.5"W
- › (2) 15 Amp Receptacles and (2) 2.1 Amp USB charging ports
- › Surface Mount
- › Max Daisy Chain - Hardwire - (9) units; Plug/Corded - (4) units
- › Standard Silver Finish, Available in White or Black Finish upon request
- › ETL Listed

Available: All DARRAN collections



Cove corded series

Style Number	List Price
 PD-COVE-PKO	\$872

Specifications

- › Size 9.5”L x 2.5”W x 3.18”D
- › When used with GROVE Tables an additional \$350 LIST will apply for the special cutout required.
- › (2) Power Receptacles, (2) 2.1 Amp USB charging ports and (1) Telecom Plate Knockout
- › Surface Mount
- › 108” Cord
- › Standard Silver Finish, Available in White or Black Finish upon request
- › ETL Listed

Available: All DARRAN collections



Telecom Plates

RJ45 (1)	\$55
RJ45 (2)	\$110
RJ45 (3)	\$165
USB (1)	\$70
USB (2)	\$140
RJ11/RJ45	\$110
RJ45/USB	\$125
RJ45/HDMI	\$210
HDMI/DVI	\$325
HDMI/USB	\$205
HDMI/VGA	\$240
VGA/MINI-STEREO	\$155
VGA/USB	\$175

This pod can have up to 1 total plates.
 *All telecom connectors sold separately.



FPDB flush power/data bay

Style Number	List Price
	
Hardwired	
FPDB-H72 72" Cord	\$1363
FPDB-H108 108" Cord	\$1300
FPDB-H144 144" Cord	\$1350
FPDB-H180 180" Cord	\$1400
	
Power/Plug	
FPDB-C72 72" Cord	\$1250
FPDB-C108 108" Cord	\$1300
FPDB-C144 144" Cord	\$1350
FPDB-C180 180" Cord	\$1400

Specifications

- › Size 14.19"L x 6.39"W x 3.38"H
- › (4) 15 Amp receptacles
- › Available in white, silver or black
- › (3) telecom plate cutouts standard
- › (1) Dual USB ports
- › Corded units are UL Listed and CSA Certified. Hardwired Units are CSA Certified
- › Select 72", 108", 144", or 180" power cord or hardwire whip cord

Available: All DARRAN collections, excludes rail and grove

Telecom Plates	
RJ45 (1)	\$55
RJ45 (2)	\$110
RJ45 (3)	\$165
USB (1)	\$70
USB (2)	\$140
RJ11/RJ45	\$110
RJ45/USB	\$125
RJ45/HDMI	\$210
HDMI/DVI	\$325
HDMI/USB	\$205
HDMI/VGA	\$240
VGA/MINI-STEREO	\$155
VGA/USB	\$175

This pod can have up to 3 total plates.
 *All telecom connectors sold separately.



Standard underside Convenience plug. Can be used for Daisy Chaining up to (4) total units. Specify hardwired or plug for the first unit in series, daisy chained units will have a plug for connection through convenience plug.

Reef power unit with daisylink

Style Number	List Price
 REF310 PLUG	\$1199


Specifications

- › Size 16.1”L x 6.25”W x 4.89”D
- › When used with GROVE Tables an additional \$350 LIST will apply for the special cutout required.
- › (3) 120V Receptacles, (2) USB charging ports, 1 Data Plate Knockout, (2) Knockouts for RJ45 Data Ports
- › Surface Mount
- › 108” Cord
- › Features Convenience Plug on bottom of unit that allows for max (3) Daisy Chain
- › Standard Black Finish, Available in White or Silver Finish upon request
- › Additional Telecom Plate Knockout
- › RJ45 for Knockouts not required. If not ordered a small hole will be present in the pod in this this location
- › ETL Listed

Available: Conferencing

Telecom Plates	
RJ45 (1)	\$55
RJ45 (2)	\$110
RJ45 (3)	\$165
USB (1)	\$70
USB (2)	\$140
RJ11/RJ45	\$110
RJ45/USB	\$125
RJ45/HDMI	\$210
HDMI/DVI	\$325
HDMI/USB	\$205
HDMI/VGA	\$240
VGA/MINI-STEREO	\$155
VGA/USB	\$175


This pod can have up to 1 total plates.
 *All telecom connectors sold separately.



Powered seamless grommet w/ seclusion daisylink

Style Number	List Price
	
Power/Plug	
PSG82-C: PLUG	\$2044
* Not Available on Thermally Fused Laminate	

Additional Linking Units

Style Number	List Price
	
Power/Plug	
PSG82-L: Linking	\$1590
*Covers up to 120" distance between pods	
* Not Available on Thermally Fused Laminate	

Specifications

- › Grommet comes with 2 Power Pods that are mounted under the Seamless Grommet. Pods daisylink together with (2) innerconnecting cables.
- › Size: 11.5"L x 8.25"W"
- › (4) Power Receptacles per power pod, 8 total
- › 144" Power cord
- › Standard Black Finish
- › UL Listed
- › (2) 2.1 Dual USB ports per pod, 4 total
- › (2) Data ports per pod, 4 total

Available: ThinkingQuietly, EdgeWorks, Conferencing

Telecom Plates	
RJ45 (1)	\$55
RJ45 (2)	\$110
RJ45/HDMI	\$210
HDMI/VGA	\$240
RJ45/VGA	\$210

This pod can have up to 1 total plates.
 *All telecom connectors sold separately.



DARRAN®

Soba wire manager

Style Number	List Price
STARTER UNITS	
SCDW	\$218
White wire manager	
SCDB	\$218
Black wire manager	

Specifications

- › Dimensions: 9ft x 9in x 3.15in
- › Zips up, bundles and routes loose, messy cables into a single tube
- › Routes and guides cables behind desks, TVs, and anywhere cables tend to get messy
- › Accommodates large or small cables, up to three cables at once
- › Support channels, used to route cables, include powerful adhesive backing which allows easy attachment to surfaces.

Available: All DARRAN collections

Power & Data Options



DARRAN®

TBB1616CS974 TBB2020CS974 TBB2424CS974 TBB1610HS975 TBB2010HS975 TBB2410HS975 TBB1616CC962 TBB2020CC962 TBB2424CC962 TBB1610CH977 TBB2010CH977 TBB2410CH977 TBB1610TR977 TBB2010TR977 TBB2410TR977 TBB1616TR962 TBB2020TR962 TBB2424TR962 TBB1616TC962 TBB2020TC962 TBB2424TC962 TBB1610TH977 TBB2010TH977 TBB2410TH977 TBB3131PB955

TABLE SHAPE

ROUND



36 DIA.
42 DIA.
48 DIA.
54 DIA.
60 DIA.

W	16"	20"	24"	16"	20"	24"	16"	20"	24"	16"	20"	24"	16"	20"	24"	16"	20"	24"	16"	20"	24"	22"
H	28.75"	28.75"	28.75"	28.75"	28.75"	28.75"	28.75"	28.75"	28.75"	28.75"	28.75"	28.75"	28.75"	28.75"	28.75"	28.75"	28.75"	28.75"	28.75"	28.75"	28.75"	29.5"
																						1
																						1
																						1

SQUARE



42 x 42
48 x 48
54 x 54
60 x 60

	1						1									1						
		1						1									1					
			1						1									1				
			1						1									1				

RECTANGLE



72 x 36
84 x 42
96 x 48
120 x 48
144 x 48
168 x 54
192 x 54
216 x 54
216 x 60
240 x 54
240 x 60

				2						2			2						2			2
					2						2			2						2		2
		2			2			2			2			2						2		2
		2			*3			2			*3			2						*3		3
		2			*3			2			*3			2						*3		3
			3			3			3			3			3						3	
			3			3			3			3			3						3	
			3			4			3			4			3						4	
			3			4			3			4			3						4	
			4			4			4			4			4						4	
			4			4			4			4			4						4	

ARCH RECTANGLE



72 x 36/30
84 x 42/32
96 x 48/36
120 x 48/39
144 x 48/39
168 x 54/42
192 x 54/42
216 x 54/39
216 x 60/48
216 x 54/42
240 x 60/48

	2			2			2			2			2			2			2			2
	2			2			2			2			2			2			2			2
		2			2			2			2			2						2		2
		2			2+			2			2+			2						2+		3
	2+				2+		2+			2+			2+			2+			2+			3
		2+			2+			2+			2+			2+						2+		
		2+			2+			2+			2+			2+						2+		
		2+			2+			2+			2+			2+						2+		
		2+			2+			2+			2+			2+						2+		
		2+			2+			2+			2+			2+						2+		
		2+			2+			2+			2+			2+						2+		

BOAT SHAPE



DARRAN[®]

TBB1616WD969
TBB2020WD969
TBB2424WD969
TBB1616TD969
TBB2020TD969
TBB2424TD969
TBB1608HD968
TBB2010HD968
TBB2412HD968
NSS0301MB985
NSS3030MB984
TBB0303MB982
TBB0303MB976
TBB3232MB971
TBB3636MB971
TBB2403MB954
TBB3003MB954
TBB3603MB954
NSS3003MB988
NSS3603MB988
TBB0102MB979
TBB3002MB956
TBB2602MB956
TBB3602MB956
TBB4202MB956
TBB4203MB956

TABLE SHAPE

ROUND



	16 DIA. 28.75"	20 DIA. 28.75"	24 DIA. 28.75"	16 DIA. 28.75"	20 DIA. 28.75"	24 DIA. 28.75"	16" 8"	20" 10"	24" 12"	3.75" 28.5"	30" 28.5"	3 DIA. 27.75"	3" 27.75"	32" 27.75"	36" 27.75"	24 3"	30" 3"	36" 3"	30" 3"	36" 3"	2" 28.75"	30" 27.75"	26" 27.75"	36" 27.75"	42" 27.75"	42" 27.75"	
36 DIA.	1			1						4	1	4	4	1							4						
42 DIA.		1			1					4	1	4	4	1							4						
48 DIA.		1			1					4	1	4	4		1						4						
54 DIA.			1			1				4	1	4	4								4						
60 DIA.			1			1				4	1	4	4								4						

SQUARE



42 x 42										4	1	4	4								4						
48 x 48										4	1	4	4								4						
54 x 54										4	1	4	4								4						
60 x 60										4	1	4	4								4						

RECTANGLE



72 x 36	2			2			2			4		4	4			2			2		4	2	2				
84 x 42		2			2					4	2	4	4	2		2			2		4				2		
96 x 48		2			2						2	6	6		2	2			2		6					2	
120 x 48		2			2						3	6	6		2	3			3		6					3	
144 x 48		2			2						4	6	6		3	3			3		6					3	
168 x 54			3			3											3										3
192 x 54			3			3											4										4
216 x 54			3			3											4										4
216 x 60			3			3												4									4
240 x 54			4			4													6								6
240 x 60			4			4													6								6

ARCH RECTANGLE



168 x 54			3			3																						3
192 x 54			3			3																						4
216 x 54			3			3																						4
216 x 60			3			3																						4
240 x 54			4			4																						6
240 x 60			4			4																						6

BOAT SHAPE



72 x 36/30	2			2			2												2		4	2	2				
84 x 42/32	2			2			2					4	4	2					2		4		2				
96 x 48/36		2			2							6	6	2					2		6				2		
120 x 48/39	2+	2			2+	2					6	6		2				3		6					3		
144 x 48/39	2+	2			2+	2					6	6		3				3		6					3		
168 x 54/42	2+				2+																					3	
192 x 54/42	2+				2+																					4	
216 x 54/39	2+				2+																					4	
216 x 60/48	2+				2+																					4	
216 x 54/42	2+				2+																				6		
240 x 60/48	2+				2+																					6	


DARRAN

TBB1812TB963
TBB2412TB963
TBB1818PX966
TBB2424PX966
TBB3030PX966
TBB5424PB972
TBB6024PB972
TBB8424PB972
TBB10824PB972
TBB13224PB972
TBB15624PB972
TBB18024PB972
TBB20424PB972
TBB5424TB972
TBB6024TB972
TBB8424TB972
TBB10824TB972
TBB13224TB972
TBB15624TB972
TBB18024TB972
TBB20424TB972

W	18"	24"	18"	24"	30"	84"	96"	120"	144"	168"	192"	216"	240"	84"	96"	120"	144"	168"	192"	216"	240"	
H	28.75"	28.75"	28.75"	28.75"	28.75"	28.75"	28.75"	28.75"	28.75"	28.75"	28.75"	28.75"	28.75"	28.75"	28.75"	28.75"	28.75"	28.75"	28.75"	28.75"	28.75"	28.75"

TABLE SHAPE

ROUND



36 DIA.																						
42 DIA.				1																		
48 DIA.				1																		
54 DIA.					1																	
60 DIA.																						

SQUARE



42 x 42				1																		
48 x 48				1																		
54 x 54					1																	
60 x 60																						

RECTANGLE



72 x 36	2		2																			
84 x 42		2		2		1								1								
96 x 48		2		2			1								1							
120 x 48		2+		3				1								1						
144 x 48		2+		3					1								1					
168 x 54					3					1								1				
192 x 54					3						1										1	
216 x 54					3							1								1		
216 x 60												1									1	
240 x 54													1									1
240 x 60													1									1

ARCH RECTANGLE



72 x 36/30	2																					
84 x 42/32	2					1								1								
96 x 48/36		2		2			1								1							
120 x 48/39		2+		2				1								1						
144 x 48/39		2+		3					1								1					
168 x 54/42				2+						1								1				
192 x 54/42				2+							1									1		
216 x 54/39				2+								1									1	
216 x 60/48												1									1	
216 x 54/42				2+									1									1
240 x 60/48													1									1

BOAT SHAPE



RFB2512/MB986

RFB4222/MB986


TABLE SHAPE

BOAT



	RFB2512/MB986	RFB4222/MB986
72 x 36	2	
84 x 42	2	
96 x 48	2	
120 x 48	3	
144 x 48	3	
168 x 54		3
192 x 54		3
216 x 54		4
216 x 60		4
216 x 54		4
240 x 60		4

RECTANGLE



	RFB2512/MB986	RFB4222/MB986
72 x 36	2	
84 x 42	2	
96 x 48	2	
120 x 48	3	
144 x 48	3	
168 x 54		3
192 x 54		3
216 x 54		4
216 x 60		4
240 x 54		4
240 x 60		4



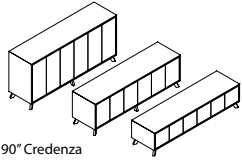
Boss Price List

Effective November 1, 2022

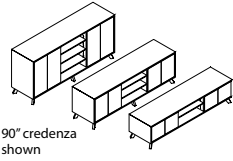
Date	Page	Modification	Description
11.11.22		Price Increase	
06.20.23		Added WWW Weathered Walnut finish	9% price increase applied to all items excluding options

Statement of Line
Features & Advantages1
Finishes4
Edges | Pulls | Knobs.....5
Grommets | Grommet Reference.....6
Modesty Reference | Grain Direction.....7
Drawer Dimensions | Filing Reference8
Conferencing Credenzas9
Boat Conference Tables.....12
Table Frames15
Wall Hung Overheads16
Options18
Power & Data.....23

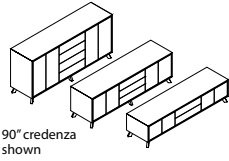
Statement of Line



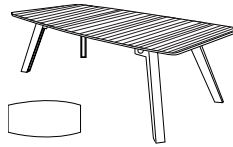
90° Credenza
Page 9
Conferencing Credenzas
Storage With Doors



90° credenza
shown
Page 10
Conferencing Credenzas
Storage With Doors/ Open Center



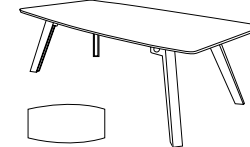
90° credenza
shown
Page 11
Conferencing Credenzas
Box Drawers/Storage With Doors



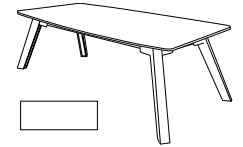
Page 12
Boat Conference Tables
Quartered Walnut Top



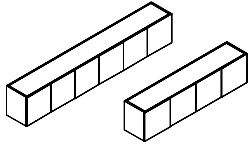
Page 13
Boat Conference Tables
10mm Ice White Glass Top



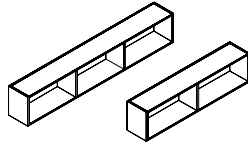
Page 14
Boat Conference Tables
2cm White Carrara Top Table



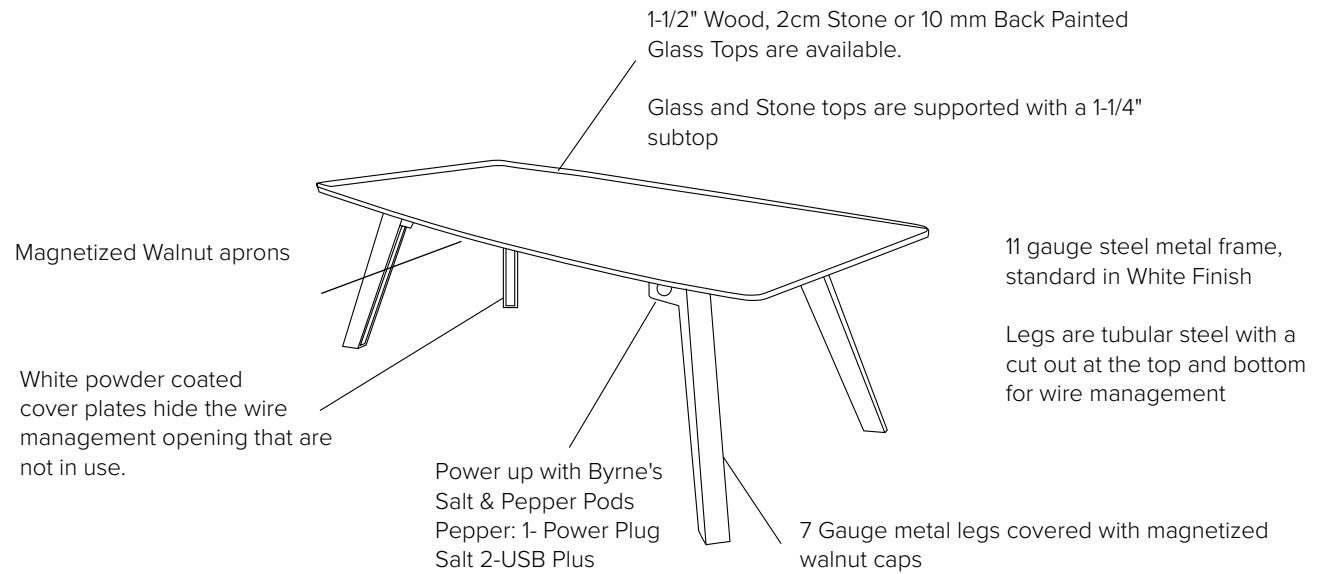
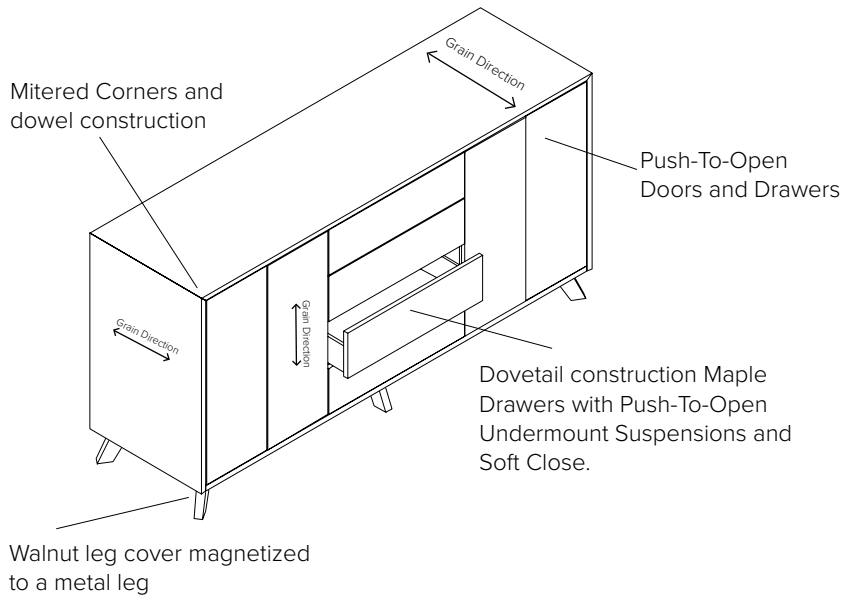
Page 15
Table Frame W/ Wood Aprons,
Legs & Subtop



Page 16
Single Height Wall Hung Over-
heads
14" D Panel Doors - 2/3 Section



Page 17
Single Height Wall Hung Over-
heads
14" D Open Storage Cabinet - 2/3
Section



Veneer

Boss is standard with Quartered Walnut veneer that is slip-matched. They are cut perpendicular to a log's growth rings with quartered veneers and generally produce a very straight grain. Veneer leaves are cut consecutively and are easy to match. In many species, this method will reveal a decorative element in the wood. Quarter slicing produces smaller veneer leaves and has a higher-end veneer appearance. Boss veneers are slipmatched, meaning adjoining veneer leaves are fed out in sequence without being turned so that the same side of the veneer leaves is exposed. This allows the leaves' grain pattern to repeat across the face of the panel, improving color uniformity.

Veneer tops

Veneer table desk and Veneer conferencing tops are 1-1/8" thick on 45lb density MDF core comprised of 100% recycled and recovered wood fibers with a balanced 3-ply construction. All veneer tops are Quartered Walnut that is slipmatched and features a 3mm external solid hardwood band with profile edge. Tops are finished in a 5-sheen matte finish.

Cleaning wood & laminate

In addition to regular dusting, give your furniture an occasional cleaning in accordance with our cleaning instructions. DARRAN wood and laminate products can be cleaned with a soft cloth and a mild soap and water mixture. Use approximately 32 oz of water mixed with one tablespoon of dish soap, always wiping with the grain. Dry with a soft cloth, going with the grain, to avoid spotting or streaking.

Wood products should be waxed periodically using a non-wax liquid; please do not use any waxy polish or cleaner. Interior of drawers may also be cleaned with mild soap and water mixture, or any household cleaner that is not petroleum or thinner-based.

Chassis & pedestal

Chassis components are 1" thick core of particle board or MDF rated EPP/SCS/CARBII material with 3-ply balanced construction. Case construction features 90 degree mitered joints. All units are standard with 1" adjustable glides that allow for leveling.

Conference tops

1 1/2" thick core, Particleboard rated EPP/SCS/CARB-II material with 3 ply balanced construction. Quartered walnut veneers. Standard with hardwood rim bands.

Overhead cabinet construction Freestanding & wall mount

Freestanding Overhead storage cabinets are constructed of 1" and 3/4" thick core of particle board or MDF rated EPP/SCS/CARB-II material with 3-ply balanced construction. Panels are attached with cam fasteners in conjunction with dowels securely

adhered with glue. All surface mount cabinets connect to work surface with anti-slip tape. Wall mount cabinets are mounted to the wall with steel "z" bracket attachment method using 5mm euro screws to attach to the back of the cabinet. Units ship with a steel "z" bracket. This bracket is mounted to the wall by field installers. Installers are responsible for selecting and supplying appropriate fasteners for wall conditions.

Tackboards

Wall mount tackboards are constructed of .75" thick fiberboard. The fabric is precisely aligned and fitted to the tackboard with a sock on cover. Wall mount cabinets are mounted to the wall with steel "z" bracket attachment method using 5mm euro screws to attach to the back of the cabinet. All units ship with a steel "z" bracket. This bracket is mounted to the wall by field installers. Installers are responsible for selecting and supplying appropriate fasteners for wall conditions.

Adjustable glides

Glides provide 1" of vertical leveling adjustment. Glide bottom is durable metal. Glides are secured in solid wood blocks that are screwed and glued for durability.

Standard wood drawers

Maple drawers are dovetailed at corners. Sides are 1/2" thick with a 3/4" thick bottom. UV cured finish.

Doors & drawer fronts

Door and drawer fronts are vertically matched in balanced sets in Quartered walnut.

Suspensions

All caseloads utilize cold rolled steel zinc plated high-grade drawer suspensions. Box and File drawers are full extension, featuring steel ball bearings for a smoother quieter range of motion with soft close operation and are rated 100lbs. Lateral file drawers are a progressive action full extension suspension with the soft close operation and is rated at 150lbs. Lateral files include anti tip mechanism that will allow only one drawer at a time to be opened. All suspensions are soft close and are warranted for the lifetime of the product.

Hinges

Units with doors include 95 degree swing hinges

Locks

Locks are optional on all drawers/doors below the worksurface. Random lock cores are installed at the factory. Some units may be shipped with the same key number. Locks are Silver unless otherwise specified. DARRAN will also send lock cores separately to the dealer at your request. These units will be sent with an empty lock core and the Dealer will receive a shipment of the requested lock core/keys.

Keying

Keying is available either factory or field installed. Factory installed keying is random.

Wire management

Wire management capabilities include standard and optional worksurface grommets. Specify W-1 under surface wire channels for organization and management of all communication wires and cords. Horizontal J-Channel wire management (Sku: W-1) is sold separately to conceal wire under worksurfaces.

Grommets

Metal grommets are provided to match the drawer pull selection. Grommet is available in silver or white. Must specify standard or non-standard location. Black plastic grommets are available as an option for vertical applications..

Powerports

A large selection of power pods are available and handle power, data, docking stations and communication. See options section for selection.

LED Task Lights

LED task lighting provides high efficiency, low energy lighting with a long life. Surface mounted light is encased in silver aluminum channel with milk lense and rounded end caps. Lights are field installed. Product specifications listed below:

- Diffuser creates a softer light and eliminates hot spots
- Touch dimmer switch
- Can be “daisy chained” up to 90W
- 4.6 watts per foot
- 120 LEDs per meter
- Certification: UL Listed
- 50,000 hour life span.

Color Temp is 4000K

STANDARD VENEER	PREMIUM VENEER	HIGH PRESSURE LAMINATE	THERMALLY FUSED LAMINATE
WOW Clear Walnut	N/A	N/A	N/A
WEW Executive Walnut	N/A	N/A	N/A
WGW Gunstock Walnut	N/A	N/A	N/A
WBW Henna Walnut	N/A	N/A	N/A
WSW Smokey Walnut	N/A	N/A	N/A
WNW Natural Walnut	N/A	N/A	N/A
WWW Weathered Walnut ..	N/A	N/A	N/A

Boss Collection features Quartered Walnut Veneers

Send 3x3 or larger finish chip for color match. Custom finish upcharge is 3% or \$250 Net (whichever is greater).

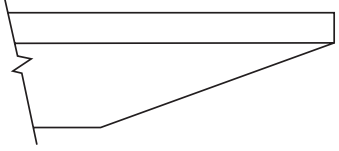


Finish

Welltech Finish delivers a superior furniture coating with exceptional performance that can withstand stringent cleaning agents and possesses unparalleled durability, allowing DARRAN to provide lasting, sustainable products to our customers.

Boss Table Profile

Boss Profile - Only Available on Quartered Walnut Table



Push-To-Open
Doors and Drawers

Optional Wire Management Grommets

Factory Installed

When grommets are specified or standard in a unit, DARRAN provides wire channels under the surface for organization and management of all communication wires and cords.

Grommets (Standard Location)

Specify Color and Left/Right/Center - \$50 ea.

- Silver: TM31-R (Right), TM31-L (Left), TM31-C (Center)

- White: TM34-R (Right), TM34-L (Left), TM34-C (Center)

Grommets (Non-Standard Location)

Provide drawing w/ Grommet Location and Specify Color - \$95 ea.

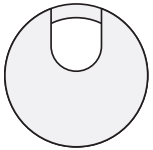
- Silver: TM31-NS

- White: TM34-NS

TM31

Silver

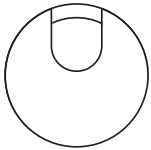
1-5/8" Dia.



TM34

White

1-5/8" Dia.



Grommets (vertical surface)

Standard Location - \$50 ea.

- Black Plastic Vertical Surface: TM50-C (Bottom Center)

Non-Standard Location - \$95 ea.

- Black Plastic Vertical Surface: TM50-NS


TM50

Black

1-5/8" Dia.



Veneer chassis parts are vertical grain. Doors feature vertical veneer matched vertically.




Credenza

INTERIOR DRAWER DIMENSIONS


UNIT DEPTH	DRAWER TYPE	OVERALL DIMENSIONS			INTERIOR DRAWER DIMENSIONS			NOTES
		W	D	H	W	D	H	
29" Wde	24" Box	27-7/8	18	5	26-7/8	17	3-3/4	Conference Box Drawers

Filing Reference


29" : 26-1/2" Wide File Drawer - 16-1/16" Deep



Legal Side to Side



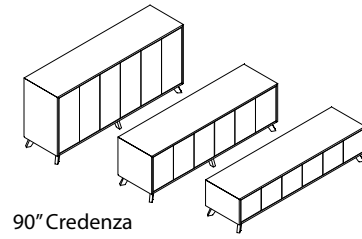
Legal Side to Side
Letter Front to Back
with File Rail



Letter Front to Back
with File Rail

Boss
 Conferencing Credenzas
 Storage With Doors

[Click here to view statement of line](#)



90" Credenza

1 Select Model

w" x d" x h"	Weight
90" 6 Door Storage Credenza	
90 x 24 x 42	490
90 x 24 x 30	330
90 x 24 x 22	220
84" 6 Door Storage Credenza	
84 x 24 x 42	460
84 x 24 x 30	310
84 x 24 x 22	205
72" 4 Door Storage Credenza	
72 x 24 x 42	395
72 x 24 x 30	265
72 x 24 x 22	180

2 Select Finish

Click to view finishes	WOW
	WEW
	WGW
	WBW
	WSW
	WNW
	WWW

3 Select Edge

Click to view edges	Edge
	N/A

4 Select Hardware

Click to view details	Hardware
	N/A

Standard Veneer Top Standard Veneer Chassis	Premium Veneer Top Premium Veneer Chassis	High Pressure Laminate Top Veneer Chassis	Thermally Fused Laminate Top Thermally Fused Laminate Chassis
BOS9042CA125W 8186	"P" Option N/A	"G" Option N/A	"M" Option N/A
BOS9030CA125W 7152	"P" Option N/A	"G" Option N/A	"M" Option N/A
BOS9022CA125W 6484	"P" Option N/A	"G" Option N/A	"M" Option N/A
BOS8442CA125W 7673	"P" Option N/A	"G" Option N/A	"M" Option N/A
BOS8430CA125W 6704	"P" Option N/A	"G" Option N/A	"M" Option N/A
BOS8422CA125W 6075	"P" Option N/A	"G" Option N/A	"M" Option N/A
BOS7242CA125W 6630	"P" Option N/A	"G" Option N/A	"M" Option N/A
BOS7230CA125W 5821	"P" Option N/A	"G" Option N/A	"M" Option N/A
BOS7222CA125W 5253	"P" Option N/A	"G" Option N/A	"M" Option N/A

Product Features

- 30" Height has 1 adjustable shelves per door section
- 42" Height has 2 adjustable shelves per door section
- Floor levelers (adjustable 1/2")
- Open Plan
- Quartered Walnut runs horizontally on case and vertically on doors. Top is short grain.

Notes

- Boss features push-to-open drawers and doors. Hardware is not available.
- Center vertical section will be removed when REF-01 option is specified. For interior cabinet dimensions contact factory

Options

Door

- D2: Wood Door Lock - \$100 per door set
- D6: Delete Doors - n/c
- WPD3061: Designer White Fronts - \$130 per 2 door section

Refrigerator

- REF-01: Specify Right or Left Refrigerator option (Water mat, heat vent and grommet hole) - \$205
- Option is available on BOS9042CA125, BOS8442CA125, BOS-7242CA125

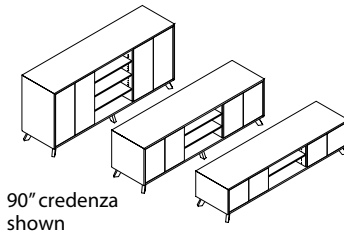
Trash Can

- Specify Location
- TRC50: EZ Cargo 50 dual trash can - (f) 8 gallon and (f) 5 gallon - \$680
- Option is available on BOS9042CA125, BOS8442CA125, BOS-7242CA125

Boss

Conferencing Credenzas
Storage With Doors/ Open Center

[Click here to view statement of line](#)



90" credenza shown

1 Select Model

w" x d" x h"

Weight

	Standard Veneer Top Standard Veneer Chassis	Premium Veneer Top Premium Veneer Chassis	High Pressure Laminate Top Veneer Chassis	Thermally Fused Laminate Top Thermally Fused Laminate Chassis
90" 4 Door Open/Storage Credenza				
90 x 24 x 42	470 BOS9042CA128W 7919	"P" Option N/A	"G" Option N/A	"M" Option N/A
90 x 24 x 30	310 BOS9030CA128W 6950	"P" Option N/A	"G" Option N/A	"M" Option N/A
90 x 24 x 22	200 BOS9022CA128W 6350	"P" Option N/A	"G" Option N/A	"M" Option N/A
84" 4 Door Open/Storage Credenza				
84 x 24 x 42	440 BOS8442CA128W 7424	"P" Option N/A	"G" Option N/A	"M" Option N/A
84 x 24 x 30	290 BOS8430CA128W 6517	"P" Option N/A	"G" Option N/A	"M" Option N/A
84 x 24 x 22	185 BOS8422CA128W 5949	"P" Option N/A	"G" Option N/A	"M" Option N/A
72" 2 Door Open/Storage Credenza				
72 x 24 x 42	375 BOS7242CA128W 6416	"P" Option N/A	"G" Option N/A	"M" Option N/A
72 x 24 x 30	245 BOS7230CA128W 5635	"P" Option N/A	"G" Option N/A	"M" Option N/A
72 x 24 x 22	160 BOS7222CA128W 5147	"P" Option N/A	"G" Option N/A	"M" Option N/A

2 Select Finish

[Click to view finishes](#)

- WOW
- WEW
- WGW
- WBW
- WSW
- WNW
- WWW

3 Select Edge

[Click to view edges](#)

Edge
N/A

4 Select Hardware

[Click to view details](#)

Hardware
N/A

Product Features

- 30" Height has 1 adjustable shelves per door section
- 42" Height has 2 adjustable shelves per door section
- Floor levelers (adjustable 1/2")
- Open Plan
- Quartered Walnut runs horizontally on case and vertically on doors. Top is short grain.

Notes

- Boss features push-to-open drawers and doors. Hardware is not available.
- Center vertical section will be removed when REF-01 option is specified. For interior cabinet dimensions contact factory

Options

Door

- D2: Wood Door Lock - \$100 per door set
- D6: Delete Doors - n/c
- WPD3061: Designer White Fronts - \$130 per 2 door section

Refrigerator

- REF-01: Specify Right or Left Refrigerator option (Water mat, heat vent and grommet hole) - \$205
- Option is available on BOS9042CA128, BOS8442CA128, BOS-7242CA128

Trash Can

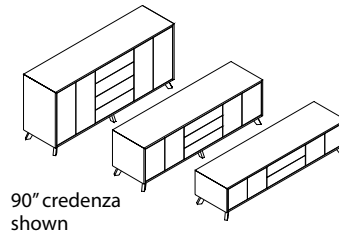
Specify Location

- TRC50: EZ Cargo 50 dual trash can - (f) 8 gallon and (f) 5 gallon - \$680
- Option is available on BOS9042CA128, BOS8442CA128, BOS-7242CA128

Boss

Conferencing Credenzas
Box Drawers/Storage With Doors

[Click here to view statement of line](#)



90" credenza shown

1 Select Model

w" x d" x h"

Weight

		Standard Veneer Top Standard Veneer Chassis	Premium Veneer Top Premium Veneer Chassis	High Pressure Laminate Top Veneer Chassis	Thermally Fused Laminate Top Thermally Fused Laminate Chassis
90" 4 Door/Drawer Storage Credenza					
90 x 24 x 42	490	BOS9042CA139W 9924	"P" Option N/A	"G" Option N/A	"M" Option N/A
90 x 24 x 30	330	BOS9030CA139W 8328	"P" Option N/A	"G" Option N/A	"M" Option N/A
90 x 24 x 22	220	BOS9022CA139W 7358	"P" Option N/A	"G" Option N/A	"M" Option N/A
84" 4 Door/4 Drawer Storage Credenza					
84 x 24 x 42	460	BOS8442CA139W 9396	"P" Option N/A	"G" Option N/A	"M" Option N/A
84 x 24 x 30	310	BOS8430CA139W 7872	"P" Option N/A	"G" Option N/A	"M" Option N/A
84 x 24 x 22	205	BOS8422CA139W 6944	"P" Option N/A	"G" Option N/A	"M" Option N/A
72" 2 Door/ Drawer Storage Credenza					
72 x 24 x 42	395	BOS7242CA139W 8319	"P" Option N/A	"G" Option N/A	"M" Option N/A
72 x 24 x 30	265	BOS7230CA139W 6957	"P" Option N/A	"G" Option N/A	"M" Option N/A
72 x 24 x 22	180	BOS7222CA139W 6102	"P" Option N/A	"G" Option N/A	"M" Option N/A

2 Select Finish

[Click to view finishes](#)

- WOW
- WEW
- WGW
- WBW
- WSW
- WNW
- WWW

3 Select Edge

[Click to view edges](#)

Edge
N/A

4 Select Hardware

[Click to view details](#)

Hardware
N/A

Product Features

- 30" Height has 1 adjustable shelves per door section
- 42" Height has 2 adjustable shelves per door section
- Drawers feature soft close suspension
- Floor levelers (adjustable 1/2")
- Open Plan
- Quartered Walnut runs horizontally on case and vertically on doors. Top is short grain.

Notes

- Boss features push-to-open drawers and doors. Hardware is not available.
- For interior cabinet dimensions contact factory

Options

Door

- D2: Wood Door Lock - \$100 per door set
- D6: Delete Doors - n/c
- WPD3061: Designer White Fronts - \$130 per 2 door section
- WPD3062: Designer White Fronts - \$65 per drawer

Drawer

- P21U: Modify upper box/box to lateral - n/c
- P21L: Modify lower box/box to lateral - n/c

Refrigerator

- REF-01: Specify Right or Left Refrigerator option (Water mat, heat vent and grommet hole) - \$205
- Option is available on BOS9042CA139, BOS8442CA139, BOS-7242CA139

Trash Can

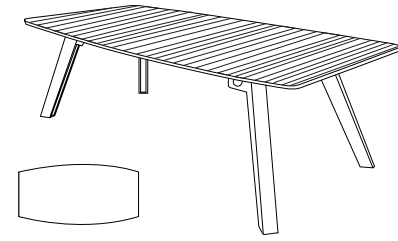
Specify Location

- TRC50: EZ Cargo 50 dual trash can - (f) 8 gallon and (f) 5 gallon - \$680
- Option is available on BOS9042CA139, BOS8442CA139, BOS-7242CA139

Boss

Boat Conference Tables
 Quartered Walnut Top

[Click here to view statement of line](#)



1 Select Model

w" x d" x h"	Weight
72 x 42 x 30	240
84 x 42 x 30	280
96 x 48 x 30	315

Standard Veneer Top Standard Veneer Chassis		Premium Veneer Top Premium Veneer Chassis	High Pressure Laminate Top Veneer Chassis	Thermally Fused Laminate Top Thermally Fused Laminate Chassis
BOS7242WT200W	6416	"P" Option N/A	"G" Option N/A	"M" Option N/A
BOS8442WT200W	6998	"P" Option N/A	"G" Option N/A	"M" Option N/A
BOS9648WT200W	7392	"P" Option N/A	"G" Option N/A	"M" Option N/A

Product Features

- 1.5" thick Quartered Walnut Top
- Adjustable Glides
- Hidden Wire Management down each leg, specify legs to be powered
- Quartered Walnut Runs Short Grain
- White steel Frame with magnetized solid wood aprons and leg caps
- Tops and bases are pre-located to ensure proper installation location

Notes

- Table Ships KD

Options

Power

- PDP01: Pepper (Power) - \$95 ea.
- PDS01: Salt (Powered USB) - \$225 ea.
- PD717: Power Supply Cordset - \$100 ea.
- Can specify up to 8 total power units (Specify location on drawing)
- W1: Horizontal J-Channel Wire Management Raceway - \$80 per 4'

2 Select Finish

[Click to view finishes](#)

- WOW
- WEW
- WGW
- WBW
- WSW
- WNW
- WWW

3 Select Edge

[Click to view edges](#)



4 Select Hardware


[Click to view details](#)

Hardware
 N/A

Boss

Boat Conference Tables
10mm Ice White Glass Top

[Click here to view statement of line](#)



1 Select Model

w" x d" x h"	Weight
72 x 42 x 30	300
84 x 42 x 30	350
96 x 48 x 30	560

Glass Top Veneer Base		High Pressure Laminate Top Veneer Chassis	Thermally Fused Laminate Top Thermally Fused Laminate Chassis
BOS7242GT200W	11521	"P" Option N/A	"M" Option N/A
BOS8442GT200W	12864	"P" Option N/A	"M" Option N/A
BOS9648GT200W	14261	"P" Option N/A	"M" Option N/A

Product Features

- 10mm Ice White Glass Top
- 1-1/4" Subtop
- Adjustable glides
- Hidden Wire Management down each leg, specify legs to be powered
- White steel Frame with magnetized solid wood aprons and leg caps

Notes

- Table Ships KD

Options

Power

- PDP01: Pepper (Power) - \$95 ea.
- PDS01: Salt (Powered USB) - \$225 ea.
- PD717: Power Supply Cordset - \$100 ea.
- Can specify up to 8 total power units (Specify location on drawing)
- W1: Horizontal J-Channel Wire Management Raceway - \$80 per 4'

2 Select Finish

[Click to view finishes](#)

- WOW
- WEW
- WGW
- WBW
- WSW
- WNW
- WWW

3 Select Edge

[Click to view edges](#)



4 Select Hardware

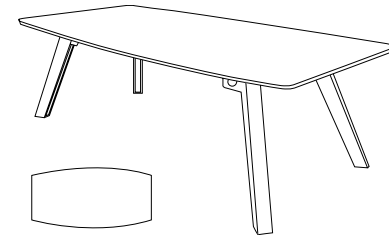
[Click to view details](#)

Hardware
N/A

Boss

Boat Conference Tables
2cm White Carrara Top Table

[Click here to view statement of line](#)



1 Select Model

w" x d" x h"	Weight
72 x 42 x 30	555
84 x 42 x 30	632
96 x 48 x 30	800

Stone Top Veneer Base		High Pressure Laminate Top Veneer Chassis	Thermally Fused Laminate Top Thermally Fused Laminate Chassis
BOS7242ST200W	13331	"P" Option N/A	"M" Option N/A
BOS8442ST200W	15429	"P" Option N/A	"M" Option N/A
BOS9648ST200W	17843	"P" Option N/A	"M" Option N/A

Product Features

- 1-1/4" Subtop
- 2cm White Carrara Top Table
- Adjustable glides
- Hidden Wire Management down each leg, specify legs to be powered
- White steel Frame with magnetized solid wood aprons and leg caps

Notes

- Table Ships KD

Options

Power

- PDP01: Pepper (Power) - \$95 ea.
- PDS01: Salt (Powered USB) - \$225 ea.
- PD717: Power Supply Cordset - \$100 ea.
- Can specify up to 8 total power units (Specify location on drawing)
- W1: Horizontal J-Channel Wire Management Raceway - \$80 per 4'

2 Select Finish

[Click to view finishes](#)

- WOW
- WEW
- WGW
- WBW
- WSW
- WNW
- WWW

3 Select Edge

[Click to view edges](#)



4 Select Hardware

[Click to view details](#)

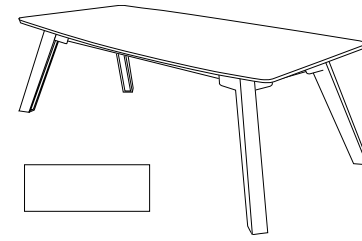
Hardware
N/A

Boss

Table Frame

Table Frame W/ Wood Aprons, Legs & Subtop

[Click here to view statement of line](#)



1 Select Model

w" x d" x h"	Weight
66 x 36 x 29	140
78 x 36 x 29	165
90 x 42 x 29	220

Standard Veneer Top Standard Veneer Chassis		Premium Veneer Top Premium Veneer Chassis	High Pressure Laminate Top Veneer Chassis	Thermally Fused Laminate Top
BOS7242FO199W	6102	"P" Option N/A	"G" Option N/A	"M" Option N/A
BOS8442FO199W	6469	"P" Option N/A	"G" Option N/A	"M" Option N/A
BOS9648FO199W	6858	"P" Option N/A	"G" Option N/A	"M" Option N/A

Product Features

- Adjustable glides
- Edge of subtop matches leg finish
- Hidden Wire Management down each leg, specify legs to be powered
- Steel Frame with magnetized solid wood aprons and leg caps
- Top & Bottom of Subtop is Finished Black (Template is available upon request for customers own top material)
- Does not include finished top

Notes

- Frame Ships KD

Options

Power

- PDP01: Pepper (Power) - \$95 ea.
- PDS01: Salt (Powered USB) - \$225 ea.
- PD717: Power Supply Cordset - \$100 ea.
- Can specify up to 8 total power units (Specify location on drawing)
- W1: Horizontal J-Channel Wire Management Raceway - \$80 per 4'

2 Select Finish

[Click to view finishes](#)

- WOW
- WEW
- WGW
- WBW
- WSW
- WNW
- WWW

3 Select Edge

[Click to view edges](#)



Flat

4 Select Hardware

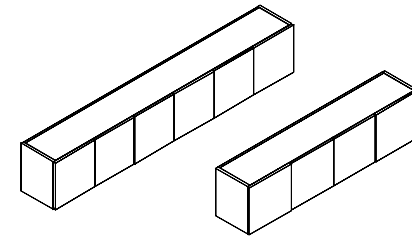
[Click to view details](#)

Hardware
N/A

Boss

Single Height Wall Hung Overheads
14" D Panel Doors - 2/3 Section

[Click here to view statement of line](#)



1 Select Model

w" x d" x h"	Weight
6 Door / 3 Section 90 x 14 x 18	240
4 Door / 2 Section 84 x 14 x 18	210
72 x 14 x 18	180

	Standard Veneer Top Standard Veneer Chassis	Premium Veneer Top Premium Veneer Chassis	High Pressure Laminate Top Veneer Chassis	Thermally Fused Laminate Top
	BOS9018WH330W 4442	"P" Option N/A	"G" Option N/A	"M" Option N/A
	BOS8418WH330W 4307	"P" Option N/A	"G" Option N/A	"M" Option N/A
	BOS7218WH330W 3550	"P" Option N/A	"G" Option N/A	"M" Option N/A

Product Features

- Doors fully matched set, quarter grain runs vertical
- Finished top
- Interior cabinet depth 12"
- Mounting wall rail included
- Touch latch doors standard

Notes

- The DARRAN wall mounted cabinet(or shelf) must be hung on a weight-bearing wall. The suitability of the wall supporting the wall mounted cabinet, and the installation and maintenance of the wall-mounted cabinet, is the sole responsibility of the customer. Failure to correctly install and/or exceed the loaded weight capacity of this product may cause it to fall, resulting in damage to the product, adjacent property and/or bodily injury.

Options

Door

- D2: Door Lock - \$100 per door set
- D6: Delete doors - n/c
- PD717: Power Supply Cordset - \$109 ea.
- RF375AW: Aluminum/White Glass - \$395 per door
- WPD3061: Designer White - \$35 per door

Legal Depth

- MLD1: Modify to legal depth 18" - 10% upcharge

Task Light

- LT-LED24: 24" LED Task light - \$215
- LT-LED48: 48" LED Task light - \$270
- LT-LED60: 60" LED Task light - \$335
- LT-LED72: 72" LED Task light - \$360

2 Select Finish

[Click to view finishes](#)

- WOW
- WEW
- WGW
- WBW
- WSW
- WNW
- WWW

3 Select Edge

[Click to view edges](#)

- Edge
- N/A

4 Select Hardware

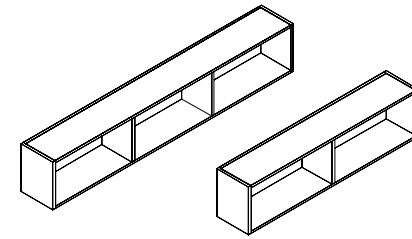
[Click to view details](#)

- Hardware
- N/A

Boss

Single Height Wall Hung Overheads
14" D Open Storage Cabinet - 2/3 Section

[Click here to view statement of line](#)



1 Select Model

w" x d" x h"	Weight
3 Section	
90 x 14 x 18	225
84 x 14 x 18	200
2 Section	
72 x 14 x 18	170

	Standard Veneer Top Standard Veneer Chassis	Premium Veneer Top Premium Veneer Chassis	High Pressure Laminate Top Veneer Chassis	Thermally Fused Laminate Top
	BOS9018WH332W 4223	"P" Option N/A	"G" Option N/A	"M" Option N/A
	BOS8418WH332W 4148	"P" Option N/A	"G" Option N/A	"M" Option N/A
	BOS7218WH332W 3370	"P" Option N/A	"G" Option N/A	"M" Option N/A

2 Select Finish

[Click to view finishes](#)

- WOW
- WEW
- WGW
- WBW
- WSW
- WNW
- WWW

3 Select Edge

[Click to view edges](#)

- Edge
- N/A

4 Select Hardware

[Click to view details](#)

- Hardware
- N/A

Product Features

- Finished top
- Interior cabinet depth 12"
- Mounting wall rail included

Notes

- 3 Section Overhead Available w/ 1 or 2 Sliding Doors
- 2 Section available w/ 1 sliding door
- The DARRAN wall mounted cabinet(or shelf) must be hung on a weight-bearing wall. The suitability of the wall supporting the wall mounted cabinet, and the installation and maintenance of the wall-mounted cabinet, is the sole responsibility of the customer. Failure to correctly install and/or exceed the loaded weight capacity of this product may cause it to fall, resulting in damage to the product, adjacent property and/or bodily injury.

Options

Sliding Doors

- RF550AW: Aluminum/White Glass - \$575 per door
- SLD17WD: Panel Door - \$260 per door
- SLD17WP: White Painted Door - \$340 per door

Interior Cabinet Light

- LEDPK starter kit includes Infeed, 1 Puck Interior Light and the ability to daisy chain up to 6 total Puck Lights
- LEDPK: LED Puck Starter Kit - \$310
- PK: 1 LED Interior Light - \$130 ea.

Legal Depth

- MLD1: Modify to legal depth 18" - 10% upcharge

Task Light

- LT-LED24: 24" LED Task light - \$215
- LT-LED48: 48" LED Task light - \$270
- LT-LED60: 60" LED Task light - \$335
- LT-LED72: 72" LED Task light - \$360



COMPUTER SUPPORT
single monitor arm

COMPUTER SUPPORT
double monitor arm

COMPUTER SUPPORT
triple monitor arm

COMPUTER SUPPORT
quadruple monitor arm

Style Number	List Price
MA1	280

Style Number	List Price
MA2	450

Style Number	List Price
MA3	530

Style Number	List Price
MA4	705

Specifications

- Available in black or silver
- Desk clamp and mounting included
- Easy assembly and flexibility
- Elastic painting process for a durable and beautiful finish
- Gas spring tension adjustment for counter-balance height adjustment for monitors 1-8 KG
- Gas spring tested to 50,000 repetitions
- Hidden cable management

Specifications

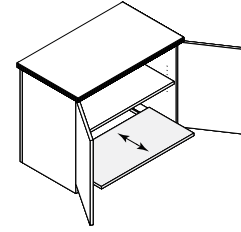
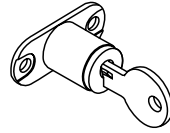
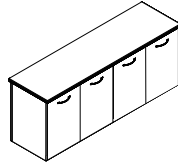
- Available in black or silver
- Desk clamp and mounting included
- Easy assembly and flexibility
- Elastic painting process for a durable and beautiful finish
- Gas spring tension adjustment for counter-balance height adjustment for monitors 1-8 KG
- Gas spring tested to 50,000 repetitions
- Hidden cable management

Specifications

- Available in black or silver
- Desk clamp and mounting included
- Easy assembly and flexibility
- Elastic painting process for a durable and beautiful finish
- Gas spring tension adjustment for counter-balance height adjustment for monitors 1-8 KG
- Gas spring tested to 50,000 repetitions
- Hidden cable management

Specifications

- Available in black
- Desk clamp and mounting included
- Easy assembly and flexibility
- Elastic painting process for a durable and beautiful finish
- Gas spring tension adjustment for counter-balance height adjustment for monitors 1-8 KG
- Gas spring tested to 50,000 repetitions
- Hidden cable management



DOOR MODIFICATIONS
soft close door hinge

DOOR MODIFICATIONS
delete doors

DOOR MODIFICATIONS
panel door lock

PEDESTAL MODIFICATIONS
black laminate printer pullout bottom shelf

Style Number	List Price
D9SC	20 Per door

Style Number	List Price
D6	N/C

Style Number	List Price
D2	100 Per door set

Style Number	List Price
PPOS	225

Specifications

- Snap onto standard darran hinge
- Requires (2) per door
- Max door height 43"
- Factory installed where specified
- Individually shipped for field installation

Notes
- Specify Each Item To Have Slow Close Feature

Specifications

- Standard Door cabinets can have door deleted for open access. Modification of hinge rails and structural components are made face ready.

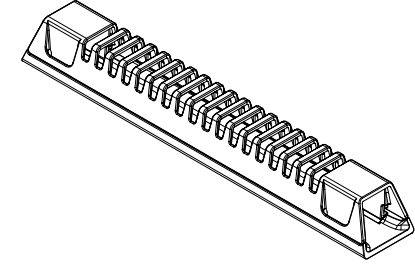

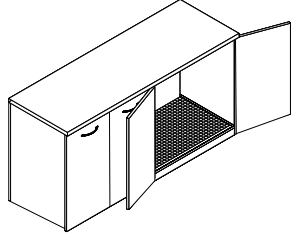
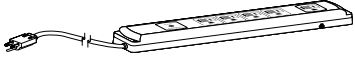
Specifications

- Door Locks - 1 Door w/ Lock, Other Door w/ Catch Latch
- Contact Customer Service regarding limited lock locations and keying.

Notes
- Available on: Panel Doors, Wood Frame Doors, and Silverluma doors

Specifications

- Black Laminate pullout shelf on suspension
- Black grommet in back
- Adjustable Shelf



POWER / DATA
power supply cordset

REFRIGERATOR MODIFICATION
refrigerator cabinet modification

WIRE MANAGEMENT
horizontal j-channel wire
management raceway

WIRE MANAGEMENT
horizontal wire management raceway

Style Number	List Price
PD717	100

Style Number	List Price
REF01	205

Style Number	List Price
W1	80 Per 4' section

Style Number	List Price
W21	35

Specifications

- SIZE: 10.75"L x 2.0"W x 1.06"H
- (5) Outlets w/ 10' cord
- Surge suppression (720 Joules)
- 15 Amp breaker
- Available on: Vertical Panels, Cabinet Interiors, and under tops

Specifications

- Open back cutout for venting
- Moisture sponge mat
- Contaminate ledge
- Contact customer service for maximum refrigerator size (Changes based on unit).

Notes
- Available on: 36" and 42" Storage Credenzas

Specifications

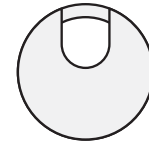
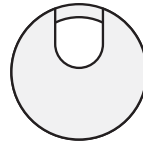
- 4' section for field installation.
- The "J" shape black thermoplastic wire raceway may be added to specified worksurface tops to provide concealed channeling of wires to and from worksurface grommets. For use in open kneespace areas, raceway is attachable to top of back panel with pan head screws. Interior dimensions are 1" x 1- 1/2" providing ample storage for multiple wires and excess cable. Front of raceway flexes out for easy cord insertion.

Notes
- Units w/ Wire Channel Standard.
- Field Installation

Specifications

- 10"W x 1.5"D x 1.25"H
- Grey Wire Manager (10.5")
- Power and data cables can be discretely housed and managed with the W21 Gray Wire Manager. This can be mounted in any location to metal frame or underside of conference tables and runs cables through a 1" channel from power module to hollow steel legs. This keeps cables organized under the table top. Release clips make it simple to snap on and off the Wire Manager for easy organization and access after attached to the table

Notes
- Field installed



WIRE MANAGEMENT
horizontal u-channel wire management raceway

WIRE MANAGEMENT
coil wire manager

WIRE MANAGEMENT
standard location grommets - factory installed

WIRE MANAGEMENT
non-standard location grommets - factory installed

Style Number	List Price
W2A	80 Per 4' section

Style Number	List Price
W18	160

Style Number	List Price
Standard Location Grommet	
Black	
TM30	50
Silver	
TM31	50
Antique Brass	
TM33	50
White	
TM34	50

Style Number	List Price
Non-Standard Location Grommet	
Black	
TM30 -NS	95
Silver	
TM31 -NS	95
Antique Brass	
TM33 -NS	95
White	
TM34 -NS	95

Specifications

- 4' section for field installation.

- Notes
- Units w/ Wire Channel Standard.
 - Field Installation

Specifications

- Weighted Base, Table attachment plate
- 39- 1/2" Length
- Black

- Notes
- Location

Specifications

- 1 -5/8" Metal Grommet

- Notes
- *Units w/ Grommets Standard Are Noted Under Standard Features. Grommets Match Pull Finish - Standard (Unless Specified Otherwise)

Specifications

- 1 -5/8" Metal Grommet

- Notes
- *Units w/ Grommets Standard Are Noted Under Standard Features. Grommets Match Pull Finish - Standard (Unless Specified Otherwise)



WIRE MANAGEMENT

black plastic vertical surface
grommets - factory installed

Style Number	List Price
Standard Location Grommet TM50-C	50
Non-Standard Location Grommet TM50-NS	95

Specifications

- 2 " Black Plastic Grommet

Notes

- Standard Location is Bottom Center

DARRAN®

Aircharge wireless charging grommet

Style Number	List Price
 ACWG WIRELESS GROMMET	\$213

Specifications

- > When used with GROVE Tables an additional \$350 LIST will apply for the special cutout required.
- > AirCharge offers a convenient way to charge any Qi compatible smartphone or device without the need to carry charging cables or find an available power outlet.
- > The Aircharge is powered by the latest Qi compliant IC offering reliable and efficient wireless charging in a convenient 3" grommet hub. Simply place your phone on the Aircharge and an LED will confirm pairing and begin wireless charging.
- > Recess: Efficient space conservation and quick access
- > Input: DC 5V (with included AC power adapter), DC 9V, 1.67A (with optional QC 2.0 power adapter)
- > Output: 5 watts Max. with DC 5V, 2A power adapter, 10 watts Max. with QC 2.0 power adapter
- > Qi V1.2 compliant IC
- > Charging distance: 6mm Max.

Available: All DARRAN collections

Power & Data Options



DARRAN®

Cove power unit - non-linking

Style Number	List Price
 PD-COVE PLUG	\$600
Non-linking version	

Specifications

- › Size 5.75"L x 2.5"W
- › (2) 15 Amp Receptacles and (2) USB charging ports
- › Surface Mount
- › 108" Cord
- › Standard Silver Finish, Available in White or Black Finish upon request
- › ETL Listed

Available: All DARRAN collections

Power & Data Options



Cove corded series

Style Number	List Price
 PD-COVE-PKO	\$872

Specifications

- > Size 9.5"L x 2.5"W x 3.18"D
- > When used with GROVE Tables an additional \$350 LIST will apply for the special cutout required.
- > (2) Power Receptacles, (2) 2.1 Amp USB charging ports and (1) Telecom Plate Knockout
- > Surface Mount
- > 108" Cord
- > Standard Silver Finish, Available in White or Black Finish upon request
- > ETL Listed

Available: All DARRAN collections

Telecom Plates

RJ45 (1)	\$55
RJ45 (2)	\$110
RJ45 (3)	\$165
USB (1)	\$70
USB (2)	\$140
RJ11/RJ45	\$90
RJ45/USB	\$125
RJ45/HDMI	\$210
HDMI/DVI	\$325
HDMI/USB	\$205
HDMI/VGA	\$240
VGA/MINI-STEREO	\$155
VGA/USB	\$175

This pod can have up to 1 total plates.
 *All telecom connectors sold separately.



Reef power unit with daisylink

Style Number	List Price
 REF310 PLUG	\$1199


Specifications

- > Size 16.1"L x 6.25"W x 4.89"D
- > When used with GROVE Tables an additional \$350 LIST will apply for the special cutout required.
- > (3) 120V Receptacles, (2) USB charging ports, 1 Data Plate Knockout, (2) Knockouts for RJ45 Data Ports
- > Surface Mount
- > 108" Cord
- > Features Convenience Plug on bottom of unit that allows for max (3) Daisy Chain
- > Standard Black Finish, Available in White or Silver Finish upon request
- > Additional Telecom Plate Knockout
- > RJ45 for Knockouts not required. If not ordered a small hole will be present in the pod in this this location
- > ETL Listed

Available: Conferencing


Telecom Plates	
RJ45 (1)	\$55
RJ45 (2)	\$110
RJ45 (3)	\$165
USB (1)	\$70
USB (2)	\$140
RJ11/RJ45	\$90
RJ45/USB	\$125
RJ45/HDMI	\$210
HDMI/DVI	\$325
HDMI/USB	\$205
HDMI/VGA	\$240
VGA/MINI-STEREO	\$155
VGA/USB	\$175

This pod can have up to 1 total plates.
 *All telecom connectors sold separately.



DARRAN®

Salt & pepper power ports

Style Number	List Price
 PDP01 Pepper (power)	\$95
PDS01 Salt (powered USB)	\$225

Specifications

- › Pepper port includes 1 power plug
- › Salt port includes 2 power USB
- › Cord is 72" long
- › Spill-proof technology

Available: Boss, Spire

Power & Data Options



Pepper power pod



Salt powered USB



DARRAN®

VILLA Power unit - non-linking

Style Number	List Price
 VIL-C PLUG	\$562
Non-Linking	

Specifications

- > Size: Top Grommet 5.68"L X 3.39"W; Under Top 12"L x 3.13"W x 3.08"D
- > (2) Power receptacles; (2) USB charging ports and (1) Knockouts for RJ45 Data Ports
- > Surface Mount
- > 72" Cord (Longer cord available, contact Customer Service)
- > Standard Silver Finish, Black Finish available upon request
- > UL or ETL Certified

Available: All DARRAN collections, excludes Grove

RJ45 Knockout	
RJ45 (1)	\$55

Power & Data Options





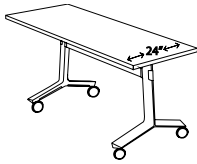
EdgeWorks Price List

Effective November 1, 2022

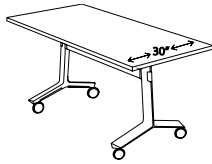
Designed By Thinkingworks Design Studio

Date	Page	Modification	Description
8.8.22		Changed Matte black Base to standard Black	
9.14.22		Removed power block options	
11.10.22		Price Increase	9% price increase applied to all items except for options
11.28.22		Finish	Added GNA Narvik Ash
12.21.22	7		Removed Ash Veneer
3.10.23			Removed Clear Glass Option from sitting and standing height tables
3.10.23			Added a 3/4" sub top to glass tops on standing height only
5.15.23			Removed WLA finish and added WLO and WLF
05.18.23	53		Added PSG82-L – Linking to the Powered seamless grommet
6.20.23			Removed DUAL power systems
6.20.23			Added WWW and MWW finishes
6.28.23			Powered Seamless Grommet no longer available on Thermally Fused Laminate

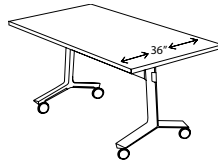
Statement of Line
Features & Advantages1
Finishes | Specifications7
Metal Finishes | Specifications.....8
Wire Management11
Interconnecting Rails.....12
Edges | Pulls13
Grain Direction.....14
Training Tables.....15
Round Conference Tables20
Square Conference Tables22
Conference Tables24
Options45
Power & Data.....46



Page 15
Training table
Rectangular Top



Page 16
Training table
Rectangular Top



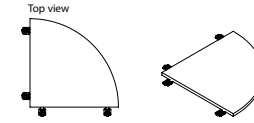
Page 17
Training table
Rectangular Top




Page 18
Privacy Screen
Folding Modesty




Page 19
Training table
Half Round Top




Page 20
Training Table Top
Corner Top



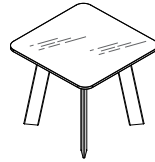
Page 21
Conference Tables
Round Frameless



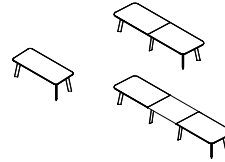
Page 22
Glass Conference Tables
Round Frameless




Page 23
Conference Tables
Square Frameless



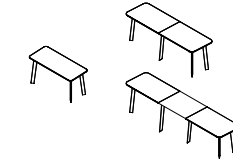
Page 24
Glass Conference Tables
Square Frameless



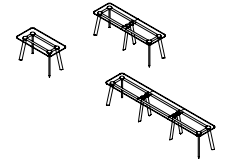
Page 25
Conference Tables
Rectangle 36" Depth Sitting
Height



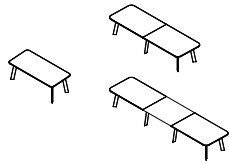
Page 26
Glass Conference Tables
Rectangle 36" Depth Sitting
Height



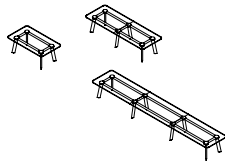
Page 27
Conference Tables
Rectangle 36" Depth Standing
Height



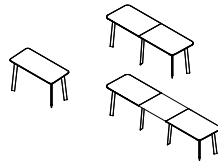
Page 28
Glass Conference Tables
Rectangle 36" Depth Standing
Height



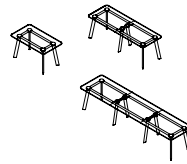
Page 29
Conference Tables
Rectangle 42" Depth Sitting
Height



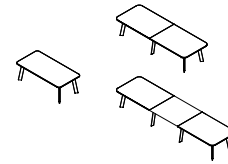
Page 30
Glass Conference Tables
Rectangle 42" Depth Sitting
Height



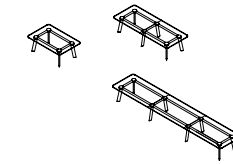
Page 31
Conference Tables
Rectangle 42" Depth Standing
Height



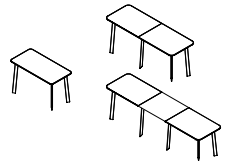
Page 32
Glass Conference Tables
Rectangle 42" Depth Standing
Height



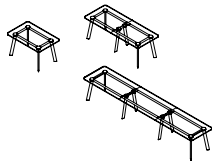
Page 33
Conference Tables
Rectangle 48" Depth Sitting
Height



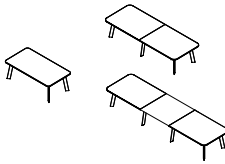
Page 34
Glass Conference Tables
Rectangle 48" Depth Sitting
Height



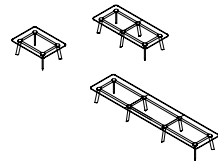
Page 35
Conference Tables
Rectangle 48" Depth Standing
Height



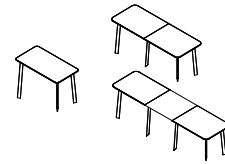
Page 36
Glass Conference Tables
Rectangle 54" Depth Sitting
Height



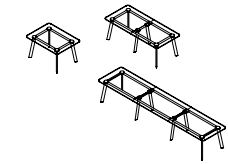
Page 37
Conference Tables
Rectangle 54" Depth Sitting
Height



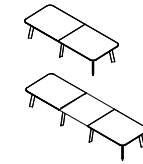
Page 38
Glass Conference Tables
Rectangle 54" Depth Sitting
Height



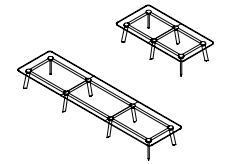
Page 39
Conference Tables
Rectangle 54" Depth Standing
Height




Page 40
Glass Conference Tables
Rectangle 54" Depth Standing
Height



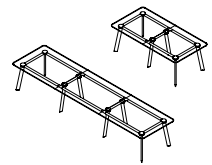
Page 41
Conference Tables
Rectangle 60" Depth Sitting
Height



Page 42
Glass Conference Tables
Rectangle 60" Depth Sitting
Height



Page 43
Conference Tables
Rectangle 60" Depth Standing
Height



Page 44
Glass Conference Tables
Rectangle 60" Depth Standing
Height

Veneer

DARRAN only uses HPVA AA Grade Flat Cut Cherry, Maple, and Walnut Veneers and AA Grade Quartered Oak. EdgeWorks is also available in double cut reconstituted walnut and oak patterns made from rapidly renewable wood veneer providing a repeatable consistent straight grain pattern. All veneers are selected and matched for balance and consistency.

Veneer Tops

EdgeWorks veneer tops feature a 45-pound density substrate with balanced 3-ply construction. Tops are 1" thick on MDF core comprised of 100% recycled and recovered wood fibers. All veneer tops are slipmatched and feature a 3mm external solid hardwood band or profile edge.

Laminate Tops

EdgeWorks high-pressure laminate tops feature a 45-pound density substrate with balanced 3-ply construction. Tops are 1" thick on MDF core comprised of 100% recycled and recovered wood fibers. All high pressure laminate tops are available with a profile edge, laminate self-edge or 2mm PVC edge band. Laminates in wood grain patterns feature a fine grain texture that features the polish and luxe of a real wood veneer with a subtle narrow grain structure.

TFL top

Thermally Fused Laminate tops feature a 45-pound density substrate with balanced 3-ply construction. Tops are 1" thick on MDF core that is comprised of 100% recycled and recovered wood fibers. All Thermally Fused Laminate tops are available with a 2mm flat PVC band. Laminates in wood grain patterns feature Timberline Texture providing the grain pattern of wood.

Cleaning wood & laminate

In addition to regular dusting, give your furniture an occasional cleaning in accordance with our cleaning instructions. DARRAN wood and laminate products can be cleaned with a soft cloth and a mild soap and water mixture. Use approximately 32 oz of water mixed with one tablespoon of dish soap, always wiping with the grain. Dry with a soft cloth, going with the grain, to avoid spotting or streaking.

Wood products should be waxed periodically using a non-wax liquid; please do not use any waxy polish or cleaner. Interior of drawers may also be cleaned with mild soap and water mixture, or any household cleaner that is not petroleum or thinner-based.

Adjustable glides

Glides provide 1" of vertical leveling adjustment. Glide bottom is durable metal. Glides are secured in solid wood blocks that are screwed and glued for durability.

Power

A large selection of power pods are available and handle power, data, docking stations and communication. See options section for selection.

Wire management

Wire management capabilities include standard and optional worksurface grommets. Specify W21 under surface wire channels for organization and management of all communication wires and cords. Sold separately to conceal wire under worksurfaces.

STANDARD VENEER	PREMIUM VENEER	HIGH PRESSURE LAMINATE	THERMALLY FUSED LAMINATE
WAC Amber Cherry.....	N/A.....	GAC Amber Cherry.....	N/A.....
WEC Ebony.....	N/A.....	GEC Ebony.....	MEC Ebony.....
WOC KoKo Cherry.....	N/A.....	GOC KoKo Cherry.....	MOC KoKo Cherry.....
WAM Alabaster Maple.....	N/A.....	GAM Alabaster Maple.....	N/A.....
WCM Clear Maple.....	N/A.....	GCM Clear Maple.....	N/A.....
N/A.....	WMO Mocha Oak.....	N/A.....	N/A.....
N/A.....	WNO Natural Oak.....	N/A.....	N/A.....
N/A.....	*WSO Salted Oak.....	N/A.....	N/A.....
WLO Salted Oak.....	N/A.....	N/A.....	N/A.....
WNF Natural Oak on Flat Cut.....	N/A.....	N/A.....	N/A.....
WMF Mocha Oak on Flat Cut.....	N/A.....	N/A.....	N/A.....
WSF Salted Oak on Flat Cut.....	N/A.....	N/A.....	N/A.....
WGW Gunstock Walnut.....	N/A.....	N/A.....	MGW Gunstock Walnut.....
WBW Henna Walnut.....	N/A.....	N/A.....	N/A.....
WSW Smokey Walnut.....	N/A.....	N/A.....	N/A.....
N/A.....	N/A.....	GNA Narvik Ash + 5%.....	MNA Narvik Ash.....
WLF Lofty Oak on Flat Cut.....	WLO Lofty Oak.....	N/A.....	N/A.....
WNW Natural Walnut.....	N/A.....	GNW Natural Walnut.....	N/A.....
WWW Weathered Walnut.....	N/A.....	N/A.....	MWW Weathered Walnut.....
N/A.....	TBCO Baby's Cheek.....	N/A.....	N/A.....
N/A.....	TBSW Brown Sugar.....	N/A.....	N/A.....
N/A.....	TSTV Studio Teak Walnut.....	GSTV Studio Teak Walnut.....	MTW Studio Teak Walnut.....
N/A.....	TSMV Seattle Mist.....	N/A.....	N/A.....
N/A.....	TSLV Skyline Walnut.....	GSLV Skyline Walnut.....	MSW Skyline Walnut.....
N/A.....	TOBW Organic Brown.....	N/A.....	N/A.....
WWP Designer White Paint.....	N/A.....	GWL Designer White.....	MWL Designer White.....
N/A.....	N/A.....	LA02 Verde Chair + 20%.....	N/A.....
N/A.....	N/A.....	LF02 Just Rose.....	N/A.....
N/A.....	N/A.....	LF03 Folkstone.....	N/A.....
N/A.....	N/A.....	LP01 Surfin USA.....	N/A.....
N/A.....	N/A.....	LN01 Cafe Sienna.....	N/A.....
N/A.....	N/A.....	LW01 Neo Walnut.....	N/A.....
N/A.....	N/A.....	LW02 Fawn Cypress.....	N/A.....
N/A.....	N/A.....	LW04 Phantom Pearl.....	N/A.....
N/A.....	N/A.....	LW05 Phantom Ecu.....	N/A.....
N/A.....	N/A.....	LW06 Phantom Cocoa.....	N/A.....

*WSO Salted Oak a matte 5% sheen. All other finishes are 40% sheen
 For custom Fenix laminate pricing call our Customer Service at 1-800-334-7891
 Send 3x3 or larger finish chip for color match. Custom finish upcharge is 3% or \$250 Net (whichever is greater).



Welltech Finish delivers a superior furniture coating with exceptional performance that can withstand stringent cleaning agents and possesses unparalleled durability, allowing DARRAN to provide lasting, sustainable products to our customers.

Metal is standard in Black. Premium Metal Finish: Priced per unit on product page.



Standard
Black Finish



MFS Silver
Satin Finish
(Premium)



MFGG Graphite Gray
Matte Finish
(Premium)



MFW White
Satin Finish
(Premium)



MFSS Salmon Sienna
Matte Finish
(Premium)



MFSA Surfing Aquavert
Matte Finish
(Premium)



MFPS Pistachio
Matte Finish
(Premium)



MFOS Oyster
Matte Finish
(Premium)



MFNA Navy
Matte Finish
(Premium)



MFOL Olive
Matte Finish
(Premium)



MFGB Grey Beige
Matte Finish
(Premium)

Tables can be ganged together for larger worksurfaces and connected with infeed jumper cables. Power pods are available in black, white and silver.



1 Power Pod:

- PD-Cove-PKO-TT: Cover Power Unit with 2 power, 2 USB and 1 telecom plate - \$435

Choose Your Infeed:

- PFC72: 72" 3 prong plug power infeed - \$225
- PFHRD120: 120" hardwire whip power infeed -\$210

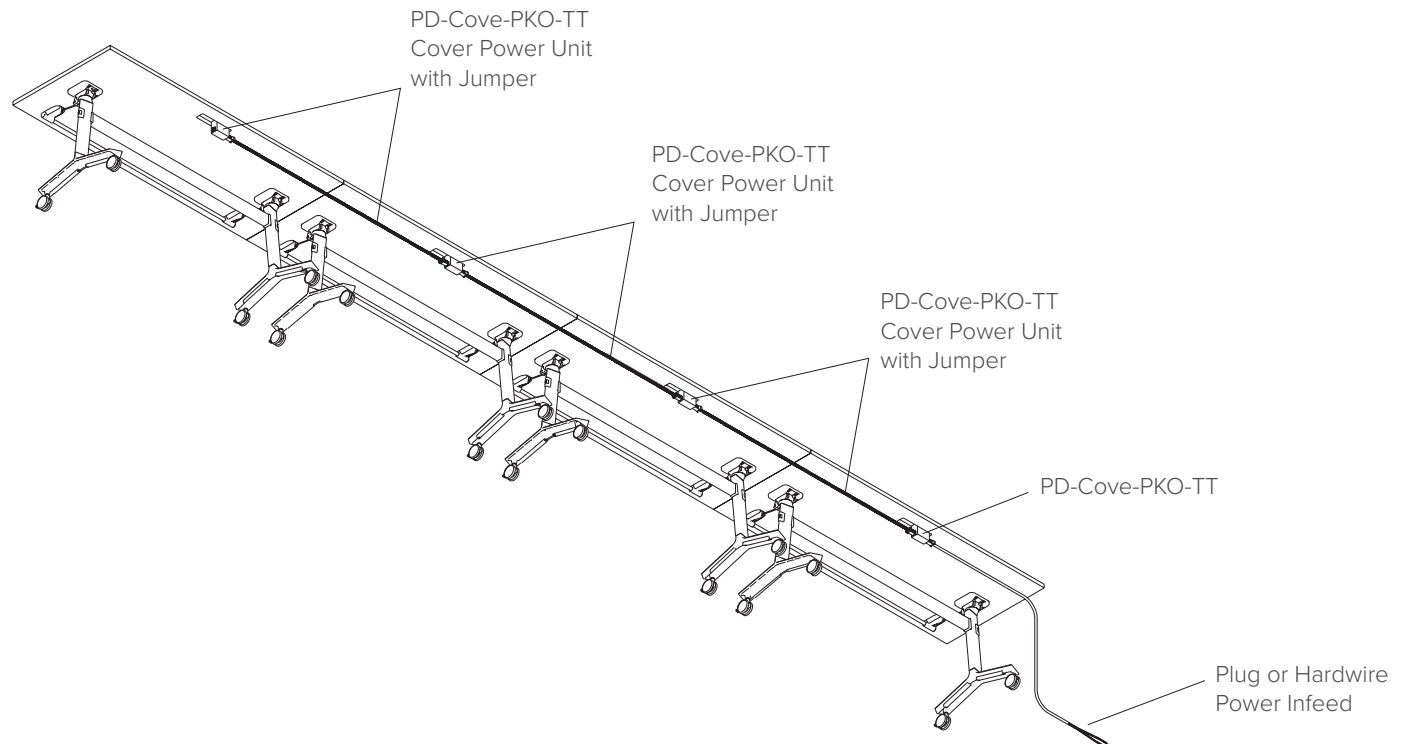
Choose Jumper Length:

- JCTT84: Jumper for 84" worksurfaces - \$145
- JCTT72: Jumper for 72" worksurfaces - \$135
- JCTT66: Jumper for 66" worksurfaces - \$130
- JCTT60: Jumper for 60" worksurfaces - \$125
- JCTT54: Jumper for 54" worksurfaces - \$120
- JCTT48: Jumper for 48" worksurfaces - \$115
- JCTT42: Jumper for 42" worksurfaces - \$110

Choose 1 Telecom Plate:

- RJ45 (1) - \$55
- RJ45 (2) - \$110
- RJ45 (3) - \$165
- USB (1) - \$70
- USB (2) - \$140
- RJ45/USB - \$125
- RJ45/HDMI - \$210
- HDMI/USB - \$205

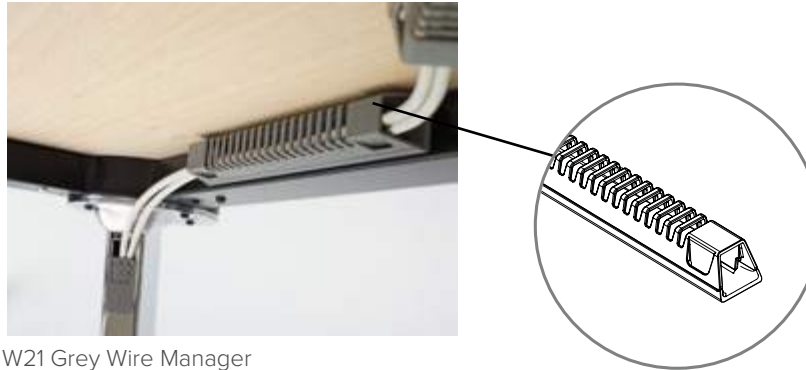
Bottom View



Conference wire management

Power and data cables can be discretely housed and managed with the W21 Grey Wire Manager. This can be mounted in any location to metal frame or underside of conference tables and runs cables through a 1" channel from power module to hollow steel legs. This keeps cables organized under the table top. Release clips make it simple to snap on and off the Wire Manager for easy organization and access after attached to the table

W21: Grey Wire Manager (10.5") - \$35



W21 Grey Wire Manager
10"W x 1.5"D x 1.25"H

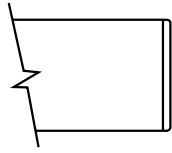
Neat thinking

With ample capacity within the hollow steel leg for hardwired cables or data that can be discretely housed and managed.



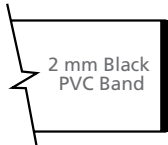
Standard profile

"W" "P" "G" Standard profile

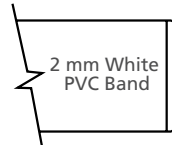


"W" "P" 3mm Hardwood Band
"G" HPL Self Laminate Band

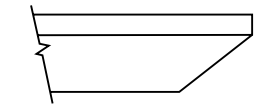
Flat-1



Flat-2

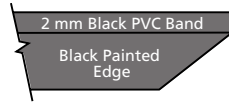


Flat-3




"W" "P" 3mm Hardwood Band
HPL Self Laminate Band

Ledge-1



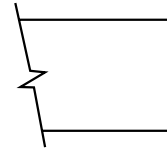
Ledge-2



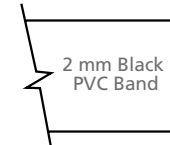
Ledge-3

*Flat-1 not available in
GWL finish

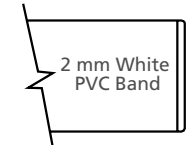
"M" Standard profile



Flat-1



Flat-2

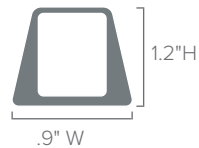
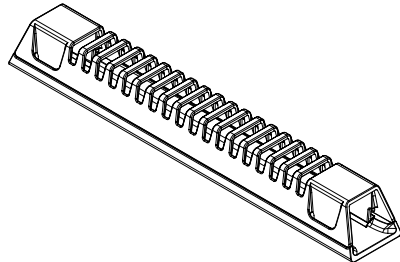


Flat-3

Conference wire management

Power and data cables can be discretely housed and managed. 10"W x 1.5"D x 1.25"H

W21: Grey Wire Manager (10.5") - \$35



Vertebrae wire management

W22 - Vertebrae (Clear) - \$135

W23 - Vertebrae (Gray) - \$140

*Field Installed





DARRAN®


EdgeWorks Grain Direction

Grain direction

"W" & "P" conference



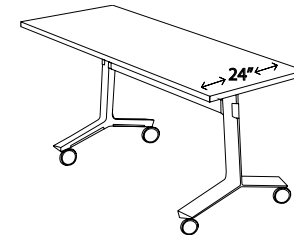
"G" & "M" conference



Edgeworks

Training table
Rectangular Top

[Click here to view statement of line](#)



1 Select Model

w" x d" x h"

Weight

		Standard Veneer Top Standard Black Frame		Premium Veneer Top Standard Black Frame		High Pressure Laminate Top Standard Black Frame		Thermally Fused Laminate Top Standard Black Frame	
84 x 24 x 28.5	230	EDG8424FN121W	2647	EDG8424FN121P	2912	EDG8424FN121G	2476	EDG8424FN121M	2212
72 x 24 x 28.5	215	EDG7224FN121W	2608	EDG7224FN121P	2868	EDG7224FN121G	2451	EDG7224FN121M	2187
66 x 24 x 28.5	200	EDG6624FN121W	2562	EDG6624FN121P	2818	EDG6624FN121G	2414	EDG6624FN121M	2149
60 x 24 x 28.5	185	EDG6024FN121W	2541	EDG6024FN121P	2796	EDG6024FN121G	2401	EDG6024FN121M	2137
54 x 24 x 28.5	170	EDG5424FN121W	2497	EDG5424FN121P	2746	EDG5424FN121G	2363	EDG5424FN121M	2098
48 x 24 x 28.5	155	EDG4824FN121W	2476	EDG4824FN121P	2724	EDG4824FN121G	2349	EDG4824FN121M	2086
42 x 24 x 28.5	140	EDG4224FN121W	2431	EDG4224FN121P	2674	EDG4224FN121G	2312	EDG4224FN121M	2048

Product Features

- 1" Thick top
- WellTech Finish Technology on wood tops
- Easy to use folding mechanism
- Standard Black Base
- 2 locking casters, 2 non-locking casters

Options.

Premium Metal Finishes

- Specify Top Horn and Leg Metal Finish Color: \$300
- MFW: White, MFS: Silver, MFGG: Graphite Gray, MFSS: Salmon Sienna, MFSA: Surfing Aquavert, MFPS: Pistachio, MFOS: Oyster, MFNA: Navy, MFOL: Olive, MFGB: Grey Beige, MFGM: Gold

Cove Daisylink Power

- PD-Cove-PKO-TT: Cove Power Unit with 2 power, 2 USB and 1 telecom plate - \$435

Infeed

- PFC72: 72" 3 prong plug power infeed - \$225
- PFHRD120: 120" hardwire whip power infeed - \$210

Jumper

- JCTT84: Jumper for 84" worksurfaces - \$145
- JCTT72: Jumper for 72" worksurfaces - \$135
- JCTT66: Jumper for 66" worksurfaces - \$130
- JCTT60: Jumper for 60" worksurfaces - \$125
- JCTT54: Jumper for 54" worksurfaces - \$120
- JCTT48: Jumper for 48" worksurfaces - \$115
- JCTT42: Jumper for 48" worksurfaces - \$110

Telecom Plate

- RJ45 (1) - \$55, RJ45 (2) - \$110, RJ45 (3) - \$165, USB (1) - \$70, USB (2) - \$140, RJ45/USB - \$125, RJ45/HDMI - \$210, HDMI/USB - \$205

2 Select Finish

[Click to view finishes](#)

- WLF
- WAC
- WEC
- WOC
- WAM
- WCM
- WGW
- WBW
- WSW
- WNW
- WWP

WWW

Metal finish
Standard Black. Additional metal finishes are available, see options.

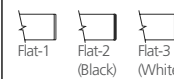
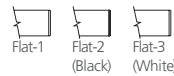
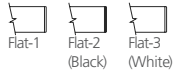
- TBCO
- TBSW
- TSTV
- TSMV
- TSLV
- TOBW
- WMO
- WNO
- WSO
- WLO

- GAC
- GOC
- GEC
- GAM
- GCM
- GNA +
- 5%
- GNW
- GWL
- GSTV
- GSLV
- LP01
- LF02
- LF03
- LN01
- LA02
- + 20%
- LW01
- LW02
- LW04

- MAC
- MEC
- MOC
- MGW
- MSW
- MTW
- MWL
- MNA
- MWW

3 Select Edge

[Click to view edges](#)



4 Select Hardware

[Click to view details](#)

Hardware
N/A

Hardware
N/A

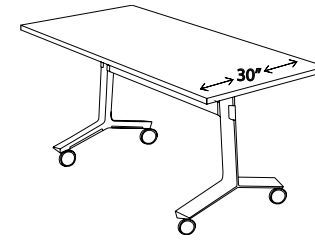
Hardware
N/A

Hardware
N/A

Edgeworks

Training table
Rectangular Top

[Click here to view statement of line](#)



1 Select Model

w" x d" x h"

Weight

84 x 30 x 28.5	245
72 x 30 x 28.5	230
66 x 30 x 28.5	215
60 x 30 x 28.5	200
54 x 30 x 28.5	185
48 x 30 x 28.5	170
42 x 30 x 28.5	155

Standard Veneer Top Standard Black Frame	Premium Veneer Top Standard Black Frame	High Pressure Laminate Top Standard Black Frame	Thermally Fused Laminate Top Standard Black Frame
EDG8430FN121W 2851	EDG8430FN121P 3136	EDG8430FN121G 2662	EDG8430FN121M 2319
EDG7230FN121W 2812	EDG7230FN121P 3093	EDG7230FN121G 2637	EDG7230FN121M 2294
EDG6630FN121W 2766	EDG6630FN121P 3043	EDG6630FN121G 2599	EDG6630FN121M 2257
EDG6030FN121W 2745	EDG6030FN121P 3020	EDG6030FN121G 2587	EDG6030FN121M 2243
EDG5430FN121W 2700	EDG5430FN121P 2971	EDG5430FN121G 2549	EDG5430FN121M 2206
EDG4830FN121W 2680	EDG4830FN121P 2948	EDG4830FN121G 2537	EDG4830FN121M 2192
EDG4230FN121W 2635	EDG4230FN121P 2899	EDG4230FN121G 2499	EDG4230FN121M 2155
<p>2 Select Finish Click to view finishes</p> <p>WLF WWW WAC WEC WOC Metal finish WAM Standard Black. Additional metal finishes are available, see options. WCM WGW WBW WSW WNW WWP</p>	<p>TBCO TBSW TSTV TSMV TSLV TOBW WMO WNO WSO WLO</p>	<p>GAC GSLV LW05 GOC LP01 LW06 GEC LF02 GAM LF03 GCM LN01 GNA + LA02 5% + 20% GNW LW01 GWL LW02 GSTV LW04</p>	<p>MAC MEC MOC MGW MSW MTW MWL MNA MWW</p>
<p>3 Select Edge Click to view edges</p> <p>Flat-1 Flat-2 (Black) Flat-3 (White)</p>	<p>Flat-1 Flat-2 (Black) Flat-3 (White)</p>	<p>Flat-1 Flat-2 (Black) Flat-3 (White)</p>	<p>Flat-1 Flat-2 (Black) Flat-3 (White)</p>
<p>4 Select Hardware Click to view details</p> <p>Hardware N/A</p>	<p>Hardware N/A</p>	<p>Hardware N/A</p>	<p>Hardware N/A</p>

Product Features

- 1" Thick top
- WellTech Finish Technology on wood tops
- Easy to use folding mechanism
- Standard Black Base
- 2 locking casters, 2 non-locking casters

Options.

Premium Metal Finishes

- Specify Top Horn and Leg Metal Finish Color: \$300
- MFW: White, MFS: Silver, MFGG: Graphite Gray, MFSS: Salmon Sienna, MFSA: Surfing Aquavert, MFPS: Pistachio, MFOS: Oyster, MFNA: Navy, MFOL: Olive, MFGB: Grey Beige, MFGM: Gold

Cove Daisylink Power

- PD-Cove-PKO-TT: Cove Power Unit with 2 power, 2 USB and 1 telecom plate - \$435

Infeed

- PFC72: 72" 3 prong plug power infeed - \$225
- PFHRD120: 120" hardwire whip power infeed - \$210

Jumper

- JCTT84: Jumper for 84" worksurfaces - \$145
- JCTT72: Jumper for 72" worksurfaces - \$135
- JCTT66: Jumper for 66" worksurfaces - \$130
- JCTT60: Jumper for 60" worksurfaces - \$125
- JCTT54: Jumper for 54" worksurfaces - \$120
- JCTT48: Jumper for 48" worksurfaces - \$115
- JCTT42: Jumper for 48" worksurfaces - \$110

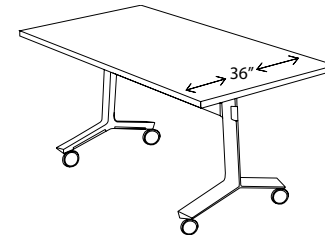
Telecom Plate

- RJ45 (1) - \$55, RJ45 (2) - \$110, RJ45 (3) - \$165, USB (1) - \$70, USB (2) - \$140, RJ45/USB - \$125, RJ45/HDMI - \$210, HDMI/USB - \$205

Edgeworks

Training table
Rectangular Top

[Click here to view statement of line](#)



1 Select Model

w" x d" x h"

Weight

84 x 36 x 28.5	260
72 x 36 x 28.5	245
66 x 36 x 28.5	230
60 x 36 x 28.5	215
54 x 36 x 28.5	200
48 x 36 x 28.5	185
42 x 36 x 28.5	170

Standard Veneer Top Standard Black Frame	Premium Veneer Top Standard Black Frame	High Pressure Laminate Top Standard Black Frame	Thermally Fused Laminate Top Standard Black Frame
EDG8436FN121W 3068	EDG8436FN121P 3375	EDG8436FN121G 2852	EDG8436FN121M 2440
EDG7236FN121W 3022	EDG7236FN121P 3325	EDG7236FN121G 2823	EDG7236FN121M 2409
EDG6636FN121W 2974	EDG6636FN121P 3272	EDG6636FN121G 2781	EDG6636FN121M 2369
EDG6036FN121W 2952	EDG6036FN121P 3248	EDG6036FN121G 2767	EDG6036FN121M 2354
EDG5436FN121W 2904	EDG5436FN121P 3195	EDG5436FN121G 2727	EDG5436FN121M 2313
EDG4836FN121W 2881	EDG4836FN121P 3170	EDG4836FN121G 2712	EDG4836FN121M 2298
EDG4236FN121W 2834	EDG4236FN121P 3118	EDG4236FN121G 2671	EDG4236FN121M 2259
<p>2 Select Finish Click to view finishes</p> <p>WLF WWW WAC WEC WOC Metal finish WAM Standard Black. Addi- WCM tional metal finishes are WGW available, see options. WBW WSW WNW WWP</p>	<p>TBCO TBSW TSTV TSMV TSLV TOBW WMO WNO WSO WLO</p>	<p>GAC GSLV LW05 GOC LP01 LW06 GEC LF02 GAM LF03 GCM LN01 GNA + LA02 5% + 20% GNW LW01 GWL LW02 GSTV LW04</p>	<p>MAC MEC MOC MGW MSW MTW MWL MNA MWW</p>
<p>3 Select Edge Click to view edges</p> <p>Flat-1 Flat-2 Flat-3 (Black) (White)</p>	<p>Flat-1 Flat-2 Flat-3 (Black) (White)</p>	<p>Flat-1 Flat-2 Flat-3 (Black) (White)</p>	<p>Flat-1 Flat-2 Flat-3 (Black) (White)</p>
<p>4 Select Hardware Click to view details</p> <p>Hardware N/A</p>	<p>Hardware N/A</p>	<p>Hardware N/A</p>	<p>Hardware N/A</p>

Product Features

- 1" Thick top
- WellTech Finish Technology on wood tops
- Easy to use folding mechanism
- Standard Black Base
- 2 locking casters, 2 non-locking casters

Options.

Premium Metal Finishes

- Specify Top Horn and Leg Metal Finish Color: \$300
- MFW: White, MFS: Silver, MFGG: Graphite Gray, MFSS: Salmon Sienna, MFSA: Surfing Aquavert, MFPS: Pistachio, MFOS: Oyster, MFNA: Navy, MFOL: Olive, MFGB: Grey Beige, MFGM: Gold

Cove Daisylink Power

- PD-Cove-PKO-TT: Cove Power Unit with 2 power, 2 USB and 1 telecom plate - \$435

Infeed

- PFC72: 72" 3 prong plug power infeed - \$225
- PFHRD120: 120" hardwire whip power infeed - \$210

Jumper

- JCTT84: Jumper for 84" worksurfaces - \$145
- JCTT72: Jumper for 72" worksurfaces - \$135
- JCTT66: Jumper for 66" worksurfaces - \$130
- JCTT60: Jumper for 60" worksurfaces - \$125
- JCTT54: Jumper for 54" worksurfaces - \$120
- JCTT48: Jumper for 48" worksurfaces - \$115
- JCTT42: Jumper for 48" worksurfaces - \$110

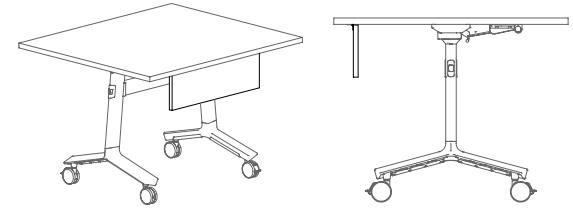
Telecom Plate

- RJ45 (1) - \$55, RJ45 (2) - \$110, RJ45 (3) - \$165, USB (1) - \$70, USB (2) - \$140, RJ45/USB - \$125, RJ45/HDMI - \$210, HDMI/USB - \$205

Edgeworks

Privacy Screen
Folding Modesty

[Click here to view statement of line](#)



1 Select Model

Weight

w" x d" x h"	
For 84" & 72" Worksurfaces	
57 x .75 x 8	8
For 66" & 60" Worksurfaces	
46 x .75 x 8	7
For 54" & 48" Worksurfaces	
35 x .75 x 8	6
For 42" Worksurfaces	
24 x .75 x 8	5

Frosted Acrylic Privacy Screen	High Pressure Laminate Screen	Thermally Fused Laminate Screen
EDG5708MS588A 322	EDG5708MS588G 335	EDG5708MS588M 273
EDG4608MS588A 293	EDG4608MS588G 322	EDG4608MS588M 261
EDG3508MS588A 261	EDG3508MS588G 310	EDG3508MS588M 248
EDG2408MS588A 230	EDG2408MS588G 298	EDG2408MS588M 236
	GAC GSLV LW05 GOC LP01 LW06 GEC LF02 GAM LF03 GCM LN01 GNA + LA02 5% + 20% GNW LW01 GWL LW02 GSTV LW04	MAC MEC MOC MGW MSW MTW MWL MNA MWW
	Edge N/A	Edge N/A
	Hardware N/A	Hardware N/A

Product Features

Notes

- When using the folding mechanism the modesty swings down to align with the top, allowing the tables to nest while stowed away.

2 Select Finish

Click to view finishes AF

3 Select Edge

Click to view edges

Edge
N/A

4 Select Hardware

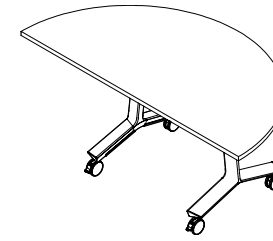
Click to view details

Hardware
N/A

Edgeworks

Training table
Half Round Top

[Click here to view statement of line](#)



1 Select Model

w" x d" x h"

Use with 36" Depth tops back to back

72 x 36 x 28.5 230 EDG7236HR121W 3022

Use with 30" depth tops back to back

60 x 30 x 28.5 185 EDG6030HR121W 2745

48 x 30 x 28.5 170 EDG4830HR121W 2476

Weight

Standard Veneer Top Standard Black Frame	Premium Veneer Top Standard Black Frame	High Pressure Laminate Top Standard Black Frame	Thermally Fused Laminate Top Standard Black Frame
---	--	--	--

2 Select Finish

[Click to view finishes](#)

- WLF
- WAC
- WEC
- WOC
- WAM
- WCM
- WGW
- WBW
- WSW
- WNW
- WWP

WWW

Metal finish
Standard Black. Additional metal finishes are available, see options.

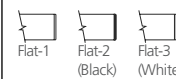
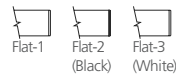
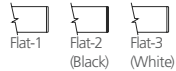
- TBCO
- TBSW
- TSTV
- TSMV
- TSLV
- TOBW
- WMO
- WNO
- WSO
- WLO

- GAC GSLV LW05
- GOC LP01 LW06
- GEC LF02
- GAM LF03
- GCM LN01
- GNA + LA02
- 5% + 20%
- GNW LW01
- GWL LW02
- GSTV LW04

- MAC
- MEC
- MOC
- MGW
- MSW
- MTW
- MWL
- MNA
- MWW

3 Select Edge

[Click to view edges](#)



4 Select Hardware

[Click to view details](#)

Hardware
N/A

Hardware
N/A

Hardware
N/A

Hardware
N/A

Product Features

- 1" Thick top
- WellTech Finish Technology on wood tops
- Easy to use folding mechanism
- Standard Black Base
- 2 locking casters, 2 non-locking casters

Options.

Premium Metal Finishes

- Specify Top Horn and Leg Metal Finish Color: \$300
- MFW: White, MFS: Silver, MFGG: Graphite Gray, MFSS: Salmon Sienna, MFSA: Surfin Aquavert, MFPS: Pistachio, MFOS: Oyster, MFNA: Navy, MFOL: Olive, MFGB: Grey Beige, MFGM: Gold

Cove Daisylink Power

- PD-Cove-PKO-TT: Cove Power Unit with 2 power, 2 USB and 1 telecom plate - \$435

Infeed

- PFC72: 72" 3 prong plug power infeed - \$225
- PFHRD120: 120" hardwire whip power infeed - \$210

Jumper

- JCTT84: Jumper for 84" worksurfaces - \$145
- JCTT72: Jumper for 72" worksurfaces - \$135
- JCTT66: Jumper for 66" worksurfaces - \$130
- JCTT60: Jumper for 60" worksurfaces - \$125
- JCTT54: Jumper for 54" worksurfaces - \$120
- JCTT48: Jumper for 48" worksurfaces - \$115
- JCTT42: Jumper for 48" worksurfaces - \$110

Telecom Plate

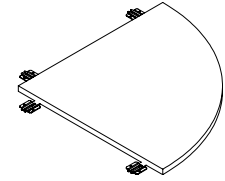
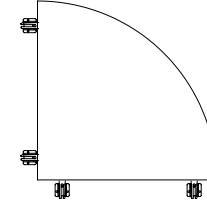
- RJ45 (1) - \$55, RJ45 (2) - \$110, RJ45 (3) - \$165, USB (1) - \$70, USB (2) - \$140, RJ45/USB - \$125, RJ45/HDMI - \$210, HDMI/USB - \$205

Edgeworks

Training Table Top
Corner Top

[Click here to view statement of line](#)

Top view



1 Select Model

w" x d" x h"

Weight

		Standard Veneer Top		Premium Veneer Top		High Pressure Laminate Top		Thermally Fused Laminate Top Standard Black Frame	
36 x 36	35	EDG3636CT121W	810	EDG3636CT121P	892	EDG3636CT121G	689	EDG3636CT121M	514
30 x 30	25	EDG3030CT121W	768	EDG3030CT121P	845	EDG3030CT121G	653	EDG3030CT121M	492
24 x 24	20	EDG2424CT121W	726	EDG2424CT121P	799	EDG2424CT121G	619	EDG2424CT121M	471

Product Features

- 1" Thick top
- WellTech Finish Technology on wood tops

Notes

- Corner tops connect with ganging device

2 Select Finish

Click to view finishes

- WLF
- WAC
- WEC
- WOC
- WAM
- WCM
- WGW
- WBW
- WSW
- WNW
- WWP

WWW

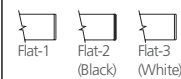
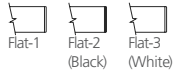
- TBCO
- TBSW
- TSTV
- TSMV
- TSLV
- TOBW
- WMO
- WNO
- WSO
- WLO

- GAC
- GSLV
- GOC
- LP01
- GEC
- LF02
- GAM
- LF03
- GCM
- LN01
- GNA + LA02
- 5% + 20%
- GNW
- LW01
- GWL
- LW02
- GSTV
- LW04

- MAC
- MEC
- MOC
- MGW
- MSW
- MTW
- MWL
- MNA
- MWW

3 Select Edge

Click to view edges



4 Select Hardware

Click to view details


Hardware
N/A

Hardware
N/A

Hardware
N/A

Hardware
N/A

Edgeworks
Conference Tables
Round Frameless



[Click here to view statement of line](#)

1 Select Model

w" x d" x h"	Weight
Sitting Height	
54 DIA x 29	85
48 DIA x 29	105
42 DIA x 29	95
Standing Height	
54 DIA x 42	95
48 DIA x 42	115
42 DIA x 42	105

	Standard Veneer Top Standard Black Frame		Premium Veneer Top Standard Black Frame		High Pressure Laminate Top Standard Black Frame		Thermally Fused Laminate Top Standard Black Frame	
2 Select Finish Click to view finishes	WLF WWW		TBCO		GAC GSLV LW05		MAC	
Metal Finish	WAC		TBSW		GOC LP01 LW06		MEC	
Standard Black. Additional metal finishes are available, see options.	WEC		TSTV		GEC LF02		MOC	
	WOC		TSMV		GAM LF03		MGW	
	WAM		TSLV		GCM LN01		MSW	
	WCM		TOBW		GNA + LA02		MTW	
	WGW		WMO		5% + 20%		MWL	
	WBW		WNO		GNW LW01		MNA	
	WSW		WSO		GWL LW02		MWW	
	WNW		WLO		GSTV LW04			
	WWP							
3 Select Edge Click to view edges	Flat-1 (Black) Flat-2 (White) Flat-3 (White)		Flat-1 (Black) Flat-2 (White) Flat-3 (White)		Flat-1 (Black) Flat-2 (White) Flat-3 (White)		Flat-1 (Black) Flat-2 (White) Flat-3 (White)	
	Ledge-1 (Finished) Ledge-2 (Black) Ledge-3 (White)		Ledge-1 (Finished) Ledge-2 (Black) Ledge-3 (White)		Ledge-1 (Finished) Ledge-2 (Black) Ledge-3 (White)			
4 Select Hardware Click to view details	Hardware N/A		Hardware N/A		Hardware N/A		Hardware N/A	

Product Features

- 1" Thick top
- WellTech Finish Technology on wood tops
- Standard Black Base
- 3" Adjustable glide

Options

POWER

- Two pods mounted under the hinged seamless grommet. Each pod has 4 power and 2 data ports. Telecom connectors sold separately.
- PSG82-C: Plug with 144" cord (8 power, 2 telecom plates) - \$2044 each
- W21: Grey Wire Manager (10.5") - \$35 ea.

Premium Metal Finishes

- Specify Top Horn and Leg Metal Finish Color: \$630
- MFW: White, MFS: Silver, MFGG: Graphite Gray, MFSS: Salmon Sienna, MFSA: Surfin Aquavert, MFPS: Pistachio, MFOS: Oyster, MFNA: Navy, MFOL: Olive, MFGB: Grey Beige, MFGM: Gold


PLANK MATCH VENEER

- RPMV: Random Walnut Plank Match Veneer (Horizontal Grain with 25%+ Sap) - Add 10%. Clear coat only.

Edgeworks

Glass Conference Tables
Round Frameless

[Click here to view statement of line](#)



1 Select Model

w" x d" x h"	Weight
Sitting Height	
54 DIA x 29	85
48 DIA x 29	105
42 DIA x 29	95
Standing Height	
54 DIA x 42	95
48 DIA x 42	115
42 DIA x 42	105

	White Gloss Glass Top Standard Black Frame		Black Gloss Glass Top Standard Black Frame	
	EDG5454RD121SW	7673	EDG5454RD121SB	7673
	EDG4848RD121SW	6562	EDG4848RD121SB	6562
	EDG4242RD121SW	5846	EDG4242RD121SB	5846
	EDG5454RD141SW	8024	EDG5454RD141SB	8024
	EDG4848RD141SW	6912	EDG4848RD141SB	6912
	EDG4242RD141SW	6197	EDG4242RD141SB	6197

2 Select Finish

[Click to view finishes](#)

BLACK

BLACK

Metal Finish

Standard Black. Additional metal finishes are available, see options.

3 Select Edge

[Click to view edges](#)



Flat



Flat

4 Select Hardware

[Click to view details](#)

Hardware
N/A

Hardware
N/A

Product Features

- Standard Black Base
- 3" Adjustable glide
- Wood subtop underneath glass
- Glass tops are gloss finish, see options for Soft Etch Glass tops

Notes

- Back painted glass tops will sit on a 3/4" subtop on standing height only

Options

Premium Metal Finishes

- Specify Top Horn and Leg Metal Finish Color: \$630
- MFW: White, MFS: Silver, MFGG: Graphite Gray, MFSS: Salmon Sienna, MFSA: Surfin Aquavert, MFPS: Pistachio, MFOS: Oyster, MFNA: Navy, MFOL: Olive, MFGB: Grey Beige, MFGM: Gold

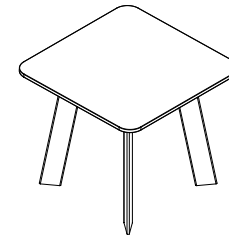
GLASS FINISH

- Optional Soft Etch Finished glass
- EB: Black Soft Etch Glass, EW: White Soft Etch Glass - n/c

Edgeworks

Conference Tables

Square Frameless



[Click here to view statement of line](#)

1 Select Model

Weight	w" x d" x h"	Sitting Height
130	54 x 54 x 29	48
110	48 x 48 x 29	42
100	42 x 42 x 29	36
140	54 x 54 x 42	48
120	48 x 48 x 42	42
110	42 x 42 x 42	36

Standard Veneer Top Standard Black Frame	Premium Veneer Top Standard Black Frame	High Pressure Laminate Top Standard Black Frame	Thermally Fused Laminate Top Standard Black Frame
EDG5454SQ121W 3987	EDG5454SQ121P 4386	EDG5454SQ121G 3751	EDG5454SQ121M 3190
EDG4848SQ121W 3650	EDG4848SQ121P 4015	EDG4848SQ121G 3434	EDG4848SQ121M 2989
EDG4242SQ121W 3616	EDG4242SQ121P 3978	EDG4242SQ121G 3406	EDG4242SQ121M 2948
EDG5454SQ141W 4338	EDG5454SQ141P 4771	EDG5454SQ141G 4101	EDG5454SQ141M 3541
EDG4848SQ141W 4001	EDG4848SQ141P 4401	EDG4848SQ141G 3784	EDG4848SQ141M 3340
EDG4242SQ141W 3966	EDG4242SQ141P 4363	EDG4242SQ141G 3758	EDG4242SQ141M 3300
WLF WWW WAC WEC WOC WAM WCM WGW WBW WSW WNW WWP	TBCO TBSW TSTV TSMV TSLV TOBW WMO WNO WSO WLO	GAC GWL LW05 GOC LP01 LW06 GEC LF02 GAM LF03 GCM LN01 GNA + LA02 5% +20% GNW LW01 GSTV LW02 GSLV LW04	MAC MEC MOC MGW MSW MTW MWL MNA MWW
Flat-1 Flat-2 (Black) Flat-3 (White)	Flat-1 Flat-2 (Black) Flat-3 (White)	Flat-1 Flat-2 (Black) Flat-3 (White)	Flat-1 Flat-2 (Black) Flat-3 (White)
Ledge-1 (Finished) Ledge-2 (Black) Ledge-3 (White)	Ledge-1 (Finished) Ledge-2 (Black) Ledge-3 (White)	Ledge-1 (Finished) Ledge-2 (Black) Ledge-3 (White)	Ledge-1 (Finished) Ledge-2 (Black) Ledge-3 (White)
Hardware N/A	Hardware N/A	Hardware N/A	Hardware N/A

Product Features

- 1" Thick top
- WellTech Finish Technology on wood tops
- Standard Black Base
- 6" Radius corners
- 3" Adjustable glide

Options

EDGE

- SC1: Modify radius corner to square corner - n/c

POWER

- Two pods mounted under the hinged seamless grommet. Each pod has 4 power and 2 data ports. Telecom connectors sold separately.
- PSG82-C: Plug with 144" cord (8 power, 2 telecom plates) - \$2044 each
- W21: Grey Wire Manager (10.5") - \$35 ea.

Premium Metal Finishes

- Specify Top Horn and Leg Metal Finish Color: \$630
- MFW: White, MFS: Silver, MFGG: Graphite Gray, MFSS: Salmon Sienna, MFSA: Surfin Aquavert, MFPS: Pistachio, MFOS: Oyster, MFNA: Navy, MFOL: Olive, MFGB: Grey Beige, MFGM: Gold

PLANK MATCH VENEER

- RPMV: Random Walnut Plank Match Veneer (Horizontal Grain with 25%+ Sap) - Add 10%. Clear coat only.

2 Select Finish

[Click to view finishes](#)

Metal Finish

Standard Black. Additional metal finishes are available, see options.

3 Select Edge

[Click to view edges](#)


4 Select Hardware

[Click to view details](#)

Edgeworks

Glass Conference Tables
Square Frameless

[Click here to view statement of line](#)



1 Select Model

w" x d" x h"	Weight
Sitting Height	
54 x 54 x 29	130
48 x 48 x 29	110
42 x 42 x 29	100
Standing Height	
54 x 54 x 42	140
48 x 48 x 42	120
42 x 42 x 42	110

	White Gloss Glass Top Standard Black Frame	Black Gloss Glass Top Standard Black Frame																												
	<table border="1"> <thead> <tr> <th>Model</th> <th>Weight</th> </tr> </thead> <tbody> <tr> <td>EDG5454SQ121SW 7673</td> <td>130</td> </tr> <tr> <td>EDG4848SQ121SW 6562</td> <td>110</td> </tr> <tr> <td>EDG4242SQ121SW 5846</td> <td>100</td> </tr> <tr> <td>EDG5454SQ141SW 8024</td> <td>140</td> </tr> <tr> <td>EDG4848SQ141SW 6912</td> <td>120</td> </tr> <tr> <td>EDG4242SQ141SW 6197</td> <td>110</td> </tr> </tbody> </table>	Model	Weight	EDG5454SQ121SW 7673	130	EDG4848SQ121SW 6562	110	EDG4242SQ121SW 5846	100	EDG5454SQ141SW 8024	140	EDG4848SQ141SW 6912	120	EDG4242SQ141SW 6197	110	<table border="1"> <thead> <tr> <th>Model</th> <th>Weight</th> </tr> </thead> <tbody> <tr> <td>EDG5454SQ121SB 7673</td> <td>130</td> </tr> <tr> <td>EDG4848SQ121SB 6562</td> <td>110</td> </tr> <tr> <td>EDG4242SQ121SB 5846</td> <td>100</td> </tr> <tr> <td>EDG5454SQ141SB 8024</td> <td>140</td> </tr> <tr> <td>EDG4848SQ141SB 6912</td> <td>120</td> </tr> <tr> <td>EDG4242SQ141SB 6197</td> <td>110</td> </tr> </tbody> </table>	Model	Weight	EDG5454SQ121SB 7673	130	EDG4848SQ121SB 6562	110	EDG4242SQ121SB 5846	100	EDG5454SQ141SB 8024	140	EDG4848SQ141SB 6912	120	EDG4242SQ141SB 6197	110
Model	Weight																													
EDG5454SQ121SW 7673	130																													
EDG4848SQ121SW 6562	110																													
EDG4242SQ121SW 5846	100																													
EDG5454SQ141SW 8024	140																													
EDG4848SQ141SW 6912	120																													
EDG4242SQ141SW 6197	110																													
Model	Weight																													
EDG5454SQ121SB 7673	130																													
EDG4848SQ121SB 6562	110																													
EDG4242SQ121SB 5846	100																													
EDG5454SQ141SB 8024	140																													
EDG4848SQ141SB 6912	120																													
EDG4242SQ141SB 6197	110																													

Product Features

- Standard Black Base
- 6" Radius corners
- 3" Adjustable glide
- Wood subtop underneath glass
- Glass tops are gloss finish, see options for Soft Etch Glass tops

Notes

- Back painted glass tops will sit on a 3/4" subtop on standing height only

Options

EDGE

- SC1: Modify radius corner to square corner - n/c

Premium Metal Finishes

- Specify Top Horn and Leg Metal Finish Color: \$630
- MFW: White, MFS: Silver, MFGG: Graphite Gray, MFSS: Salmon Sienna, MFSA: Surfin Aquavert, MFPS: Pistachio, MFOS: Oyster, MFNA: Navy, MFOL: Olive, MFGB: Grey Beige, MFGM: Gold

GLASS FINISH

- Optional Soft Etch Finished glass
- EB: Black Soft Etch Glass, EW: White Soft Etch Glass - n/c

2 Select Finish

[Click to view finishes](#)

BLACK

BLACK

Metal Finish

Standard Black. Additional metal finishes are available, see options.

3 Select Edge

[Click to view edges](#)



4 Select Hardware

[Click to view details](#)

Hardware
N/A

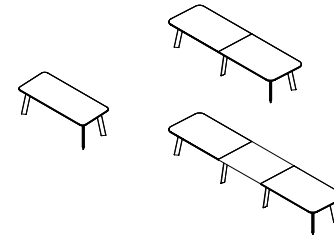
Hardware
N/A

Edgeworks

Conference Tables

Rectangle 36" Depth Sitting Height

[Click here to view statement of line](#)



1 Select Model

w" x d" x h"	Weight
3 Piece Top	
240 x 36 x 29	430
216 x 36 x 29	360
198 x 36 x 29	265
2 Piece Top	
168 x 36 x 29	265
144 x 36 x 29	240
120 x 36 x 29	215
1 Piece Top	
96 x 36 x 29	735
84 x 36 x 29	145
72 x 36 x 29	135

	Standard Veneer Top Standard Black Frame	Premium Veneer Top Standard Black Frame	High Pressure Laminate Top Standard Black Frame	Thermally Fused Laminate Top Standard Black Frame
2 Select Finish Click to view finishes	WLF WAC WEC WOC Metal Finish WAM Standard Black. Addi- tional metal finishes are available, see options.	WWW	TBCO TBSW TSTV TSMV TSLV TOBWA WMO WNO WSO WLO	GAC GOC GEC GAM GCM GNA + 5% GNW GSTV GSLV
3 Select Edge Click to view edges	Flat-1 Flat-2 Flat-3 Ledge-1 Ledge-2 Ledge-3	Flat-1 Flat-2 Flat-3 Ledge-1 Ledge-2 Ledge-3	Flat-1 Flat-2 Flat-3 Ledge-1 Ledge-2 Ledge-3	Flat-1 Flat-2 Flat-3 Ledge-1 Ledge-2 Ledge-3
4 Select Hardware Click to view details	Hardware N/A	Hardware N/A	Hardware N/A	Hardware N/A

Product Features

- 1" Thick top with rounded edges
- WellTech Finish Technology on wood tops
- Standard Black Base
- 6" Radius corners
- 3" Adjustable glide

Notes

- 4 leg: 72" - 96" width
- 6 leg: 120" - 168" width
- 8 leg: 198" - 240" width

Options

EDGE

- SC1: Modify radius corner to square corner - n/c

INSET LEGS

- IL2: Inset legs for two piece top - 10% upcharge
- IL3: Inset legs for a three piece top - 10% upcharge

POWER

- Two pods mounted under the hinged seamless grommet. Each pod has 4 power and 2 data ports. Telecom connectors sold separately.
- PSG82-C: Plug with 144" cord (8 power, 2 telecom plates) - \$2044 each
- W21: Grey Wire Manager (10.5") - \$35 ea.

Premium Metal Finishes

- Specify Top Horn and Leg Metal Finish Color: \$660 (1) Piece Top, \$1,010 (2) Piece Top, \$1,355 (3) Piece Top
- MFW: White, MFS: Silver, MFGG: Graphite Gray, MFSS: Salmon Sienna, MFSA: Surfing Aquavert, MFPS: Pistachio, MFOS: Oyster, MFNA: Navy, MFOL: Olive, MFGB: Grey Beige, MFGM: Gold

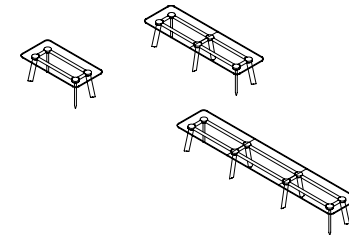
PLANK MATCH VENEER

- RPMV: Random Walnut Plank Match Veneer (Horizontal Grain with 25%+ Sap) - Add 10%. Clear coat only.

Edgeworks

Glass Conference Tables
 Rectangle 36" Depth Sitting Height

[Click here to view statement of line](#)



1 Select Model

w" x d" x h"	Weight
3 Piece Top	
240 x 36 x 29	430
216 x 36 x 29	360
198 x 36 x 29	265
2 Piece Top	
168 x 36 x 29	265
144 x 36 x 29	240
120 x 36 x 29	215
1 Piece Top	
96 x 36 x 29	735
84 x 36 x 29	145
72 x 36 x 29	135

	White Gloss Glass Top Standard Black Frame	Black Gloss Glass Top Standard Black Frame		
	EDG24036RE123SW 21626	EDG24036RE123SB 21626		
	EDG21636RE123SW 18402	EDG21636RE123SB 18402		
	EDG19836RE123SW 17585	EDG19836RE123SB 17585		
	EDG16836RE122SW 13764	EDG16836RE122SB 13764		
	EDG14436RE122SW 12672	EDG14436RE122SB 12672		
	EDG12036RE122SW 11580	EDG12036RE122SB 11580		
	EDG9636RE121SW 8019	EDG9636RE121SB 8019		
	EDG8436RE121SW 7474	EDG8436RE121SB 7474		
	EDG7236RE121SW 6927	EDG7236RE121SB 6927		

2 Select Finish

Click to view finishes

BLACK

BLACK

Metal Finish

Standard Black. Additional metal finishes are available, see options.

3 Select Edge

Click to view edges



Flat



Flat

4 Select Hardware

Click to view details

Hardware
N/A

Hardware
N/A

Product Features

- Standard Black Base
- 6" Radius corners
- 3" Adjustable glide
- Glass tops are gloss finish, see options for Soft Etch Glass tops

Notes

- Contact our customer service department for custom inset leg quote with glass tops
- 4 leg: 72" - 96" width
- 6 leg: 120" - 168" width
- 8 leg: 198" - 240" width

Options

EDGE

- SC1: Modify radius corner to square corner - n/c

Premium Metal Finishes

- Specify Top Horn and Leg Metal Finish Color: \$660 (1) Piece Top, \$1,010 (2) Piece Top, \$1,355 (3) Piece Top
- MFW: White, MFS: Silver, MFGG: Graphite Gray, MFSS: Salmon Sienna, MFSA: Surfin Aquavert, MFPS: Pistachio, MFOS: Oyster, MFNA: Navy, MFOL: Olive, MFGB: Grey Beige, MFGM: Gold

GLASS FINISH

- Optional Soft Etch Finished glass
- EB: Black Soft Etch Glass, EW: White Soft Etch Glass - n/c


Power

- Glasspod cutouts will include an additional fee of \$125 per pod
- REF-310: Reef power unit with daisylink - \$1199 ea
- PD-Cove-PKO: Cove corded series - \$872 ea
- FPDB: Flush power/data bay
- Hardwired: FPDB-H72: 72" Cord - \$1363. FPDB-H108: 108" Cord - \$1300. FPDB-H144: 144" Cord - \$1350. FPDB-H180: 180" Cord - \$1400.
- Power/Plug: FPDB-C72: 72" Cord - \$1250. FPDB-C108: 108" Cord - \$1300. FPDB-C144: 144" - Cord \$1350. FPDB-C180: 180" Cord - \$1400

Edgeworks

Conference Tables

Rectangle 36" Depth Standing Height



[Click here to view statement of line](#)

1 Select Model

w" x d" x h"	Weight
3 Piece Top	
240 x 36 x 42	430
216 x 36 x 42	360
198 x 36 x 42	265
2 Piece Top	
168 x 36 x 42	265
144 x 36 x 42	240
120 x 36 x 42	215
1 Piece Top	
96 x 36 x 42	735
84 x 36 x 42	145
72 x 36 x 42	135

Standard Veneer Top Standard Black Frame		Premium Veneer Top Standard Black Frame		High Pressure Laminate Top Standard Black Frame		Thermally Fused Laminate Top Standard Black Frame	
EDG24036RE143W	15180	EDG24036RE143P	16698	EDG24036RE143G	14445	EDG24036RE143M	13244
EDG21636RE143W	12530	EDG21636RE143P	13784	EDG21636RE143G	11849	EDG21636RE143M	10832
EDG19836RE143W	11437	EDG19836RE143P	12581	EDG19836RE143G	10919	EDG19836RE143M	9995
EDG16836RE142W	8848	EDG16836RE142P	9733	EDG16836RE142G	8377	EDG16836RE142M	7608
EDG14436RE142W	8567	EDG14436RE142P	9424	EDG14436RE142G	8134	EDG14436RE142M	7526
EDG12036RE142W	8282	EDG12036RE142P	9111	EDG12036RE142G	7896	EDG12036RE142M	7445
EDG9636RE141W	5261	EDG9636RE141P	5787	EDG9636RE141G	5006	EDG9636RE141M	4526
EDG8436RE141W	4964	EDG8436RE141P	5461	EDG8436RE141G	4721	EDG8436RE141M	4310
EDG7236RE141W	4843	EDG7236RE141P	5328	EDG7236RE141G	4621	EDG7236RE141M	4269
WLF	WWW	TBCO		GAC	GWL	LW05	MAC
WAC		TBSW		GOC	LP01	LW06	MEC
WEC		TSTV		GEC	LF02		MOC
WOC		TSMV		GAM	LF03		MGW
WAM		TSLV		GCM	LN01		MSW
WCM		TOBW		GNA +	LA02		MTW
WGW		WMO		5% +	20%		MWL
WBW		WNO		GNW	LW01		MNA
WSW		WSO		GSTV	LW02		MWW
WNW		WLO		GSLV	LW04		
WWP							
Flat-1	Flat-2 (Black)	Flat-3 (White)		Flat-1	Flat-2 (Black)	Flat-3 (White)	
Ledge-1 (Finished)	Ledge-2 (Black)	Ledge-3 (White)		Ledge-1 (Finished)	Ledge-2 (Black)	Ledge-3 (White)	
Hardware	N/A	Hardware	N/A	Hardware	N/A	Hardware	N/A

Product Features

- 1" Thick top with rounded edges
- WellTech Finish Technology on wood tops
- Standard Black Base
- 6" Radius corners
- 3" Adjustable glide

Notes

- 4 leg: 72"- 96" width
- 6 leg: 120" - 168" width
- 8 leg: 198" - 240" width

Options

EDGE

- SC1: Modify radius corner to square corner - n/c

INSET LEGS

- IL2: Inset legs for two piece top - 10% upcharge
- IL3: Inset legs for a three piece top - 10% upcharge

POWER

- Two pods mounted under the hinged seamless grommet. Each pod has 4 power and 2 data ports. Telecom connectors sold separately.
- PSG82-C: Plug with 144" cord (8 power, 2 telecom plates) - \$2044 each
- W21: Grey Wire Manager (10.5") - \$35 ea.

Premium Metal Finishes

- Specify Top Horn and Leg Metal Finish Color: \$660 (1) Piece Top, \$1,010 (2) Piece Top, \$1,355 (3) Piece Top
- MFW: White, MFS: Silver, MFGG: Graphite Gray, MFSS: Salmon Sienna, MFSA: Surfing Aquavert, MFPS: Pistachio, MFOS: Oyster, MFNA: Navy, MFOL: Olive, MFGB: Grey Beige, MFGM: Gold

PLANK MATCH VENEER

- RPMV: Random Walnut Plank Match Veneer (Horizontal Grain with 25%+ Sap) - Add 10%. Clear coat only.

2 Select Finish

[Click to view finishes](#)

Metal Finish

Standard Black. Additional metal finishes are available, see options.

3 Select Edge

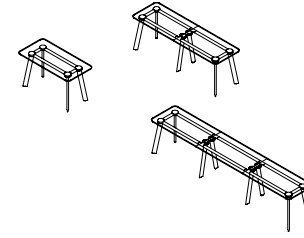
[Click to view edges](#)

4 Select Hardware

[Click to view details](#)

Edgeworks

Glass Conference Tables
 Rectangle 36" Depth Standing Height



[Click here to view statement of line](#)

1 Select Model

w" x d" x h"	Weight
3 Piece Top	
240 x 36 x 42	430
216 x 36 x 42	360
198 x 36 x 42	265
2 Piece Top	
168 x 36 x 42	265
144 x 36 x 42	240
120 x 36 x 42	215
1 Piece Top	
96 x 36 x 42	735
84 x 36 x 42	145
72 x 36 x 42	135

White Gloss Glass Top Standard Black Frame	Black Gloss Glass Top Standard Black Frame
EDG24036RE143SW 22502 EDG21636RE143SW 19105 EDG19836RE143SW 18285 EDG16836RE142SW 14290 EDG14436RE142SW 13197 EDG12036RE142SW 12106 EDG9636RE141SW 8370 EDG8436RE141SW 7825 EDG7236RE141SW 7277	EDG24036RE143SB 22502 EDG21636RE143SB 19105 EDG19836RE143SB 18285 EDG16836RE142SB 14290 EDG14436RE142SB 13197 EDG12036RE142SB 12106 EDG9636RE141SB 8370 EDG8436RE141SB 7825 EDG7236RE141SB 7277

2 Select Finish

Click to view finishes **BLACK**

Metal Finish
 Standard Black. Additional metal finishes are available, see options.

BLACK

3 Select Edge

Click to view edges



4 Select Hardware

Click to view details

Hardware
 N/A

Hardware
 N/A

Product Features

- Standard Black Base
- 6" Radius corners
- 3" Adjustable glide
- Glass tops are gloss finish, see options for Soft Etch Glass tops

Notes

- Contact our customer service department for custom inset leg quote with glass tops
- 4 leg: 72" - 96" width
- 6 leg: 120" - 168" width
- 8 leg: 198" - 240" width
- Back painted glass tops will sit on a 3/4" subtop

Options

EDGE

- SC1: Modify radius corner to square corner - n/c

Premium Metal Finishes

- Specify Top Horn and Leg Metal Finish Color: \$660 (1) Piece Top, \$1,010 (2) Piece Top, \$1,355 (3) Piece Top
- MFW: White, MFS: Silver, MFGG: Graphite Gray, MFSS: Salmon Sienna, MFSA: Surfin Aquavert, MFPS: Pistachio, MFOS: Oyster, MFNA: Navy, MFOL: Olive, MFGB: Grey Beige, MFGM: Gold

GLASS FINISH

- Optional Soft Etch Finished glass
- EB: Black Soft Etch Glass, EW: White Soft Etch Glass - n/c

Power

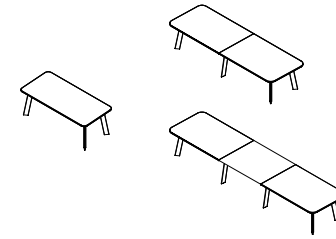
- Glasspod cutouts will include an additional fee of \$125 per pod
- REF-310: Reef power unit with daisylink - \$1199 ea
- PD-Cove-PKO: Cove corded series - \$872 ea
- FPDB: Flush power/data bay
- Hardwired: FPDB-H72: 72" Cord - \$1363. FPDB-H108: 108" Cord - \$1300. FPDB-H144: 144" Cord - \$1350. FPDB-H180: 180" Cord - \$1400.
- Power/Plug: FPDB-C72: 72" Cord - \$1250. FPDB-C108: 108" Cord - \$1300. FPDB-C144: 144" - Cord \$1350. FPDB-C180: 180" Cord - \$1400

Edgeworks

Conference Tables

Rectangle 42" Depth Sitting Height

[Click here to view statement of line](#)



1 Select Model

w" x d" x h"	Weight
3 Piece Top	
240 x 42 x 29	470
216 x 42 x 29	390
198 x 42 x 29	365
2 Piece Top	
168 x 42 x 29	295
144 x 42 x 29	260
120 x 42 x 29	235
1 Piece Top	
96 x 42 x 29	175
84 x 42 x 29	160
72 x 42 x 29	150

	Standard Veneer Top Standard Black Frame	Premium Veneer Top Standard Black Frame	High Pressure Laminate Top Standard Black Frame	Thermally Fused Laminate Top Standard Black Frame
2 Select Finish Click to view finishes	WLF WAC WEC WOC Metal Finish WAM Standard Black. Addi- tional metal finishes are available, see options.	WWW	TBCO TBSW TSTV TSMV TSLV TOBW WMO WNO WSO WLO	GAC GOC GEC GAM GCM GNA + 5% GNW GSTV GSLV
3 Select Edge Click to view edges				
4 Select Hardware Click to view details	Hardware N/A	Hardware N/A	Hardware N/A	Hardware N/A

Product Features

- 1" Thick top with rounded edges
- WellTech Finish Technology on wood tops
- Standard Black Base
- 6" Radius corners
- 3" Adjustable glide

Notes

- 4 leg: 72" - 96" width
- 6 leg: 120" - 168" width
- 8 leg: 198" - 240" width

Options

EDGE

- SC1: Modify radius corner to square corner - n/c

INSET LEGS

- IL2: Inset legs for two piece top - 10% upcharge
- IL3: Inset legs for a three piece top - 10% upcharge

POWER

- Two pods mounted under the hinged seamless grommet. Each pod has 4 power and 2 data ports. Telecom connectors sold separately.
- PSG82-C: Plug with 144" cord (8 power, 2 telecom plates) - \$2044 each
- W21: Grey Wire Manager (10.5") - \$35 ea.

Premium Metal Finishes

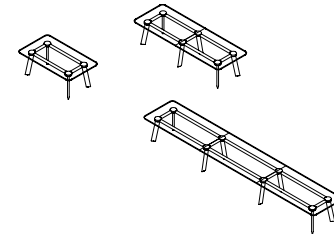
- Specify Top Horn and Leg Metal Finish Color: \$660 (1) Piece Top, \$1,010 (2) Piece Top, \$1,355 (3) Piece Top
- MFW: White, MFS: Silver, MFGG: Graphite Gray, MFSS: Salmon Sienna, MFSA: Surfing Aquavert, MFPS: Pistachio, MFOS: Oyster, MFNA: Navy, MFOL: Olive, MFGB: Grey Beige, MFGM: Gold

PLANK MATCH VENEER

- RPMV: Random Walnut Plank Match Veneer (Horizontal Grain with 25%+ Sap) - Add 10%. Clear coat only.

Edgeworks

Glass Conference Tables
 Rectangle 42" Depth Sitting Height



[Click here to view statement of line](#)

1 Select Model

Weight

w" x d" x h"		White Gloss Glass Top Standard Black Frame		Black Gloss Glass Top Standard Black Frame	
3 Piece Top					
240 x 42 x 29	470	EDG24042RE123SW	23446	EDG24042RE123SB	23446
216 x 42 x 29	390	EDG21642RE123SW	20041	EDG21642RE123SB	20041
198 x 42 x 29	365	EDG19842RE123SW	19085	EDG19842RE123SB	19085
2 Piece Top					
168 x 42 x 29	295	EDG16842RE122SW	15039	EDG16842RE122SB	15039
144 x 42 x 29	260	EDG14442RE122SW	13764	EDG14442RE122SB	13764
120 x 42 x 29	235	EDG12042RE122SW	12490	EDG12042RE122SB	12490
1 Piece Top					
96 x 42 x 29	175	EDG9642RE121SW	8747	EDG9642RE121SB	8747
84 x 42 x 29	160	EDG8442RE121SW	8112	EDG8442RE121SB	8112
72 x 42 x 29	150	EDG7242RE121SW	7474	EDG7242RE121SB	7474

2 Select Finish

[Click to view finishes](#)

BLACK

BLACK

Metal Finish

Standard Black. Additional metal finishes are available, see options.

3 Select Edge

[Click to view edges](#)



Flat



Flat

4 Select Hardware

[Click to view details](#)

Hardware
N/A

Hardware
N/A

Product Features

- Standard Black Base
- 6" Radius corners
- 3" Adjustable glide
- Glass tops are gloss finish, see options for Soft Etch Glass tops

Notes

- Contact our customer service department for custom inset leg quote with glass tops
- 4 leg: 72" - 96" width
- 6 leg: 120" - 168" width
- 8 leg: 198" - 240" width

Options

EDGE

- SC1: Modify radius corner to square corner - n/c

Premium Metal Finishes

- Specify Top Horn and Leg Metal Finish Color: \$660 (1) Piece Top, \$1,010 (2) Piece Top, \$1,355 (3) Piece Top
- MFW: White, MFS: Silver, MFGG: Graphite Gray, MFSS: Salmon Sienna, MFSA: Surfin Aquavert, MFPS: Pistachio, MFOS: Oyster, MFNA: Navy, MFOL: Olive, MFGB: Grey Beige, MFGM: Gold

GLASS FINISH


- Optional Soft Etch Finished glass
- EB: Black Soft Etch Glass, EW: White Soft Etch Glass - n/c

Power

- Glasspod cutouts will include an additional fee of \$125 per pod
- REF-310: Reef power unit with daisylink - \$1199 ea
- PD-Cove-PKO: Cove corded series - \$872 ea
- FPDB: Flush power/data bay
- Hardwired: FPDB-H72: 72" Cord - \$1363. FPDB-H108: 108" Cord - \$1300. FPDB-H144: 144" Cord - \$1350. FPDB-H180: 180" Cord - \$1400.
- Power/Plug: FPDB-C72: 72" Cord - \$1250. FPDB-C108: 108" Cord - \$1300. FPDB-C144: 144" - Cord \$1350. FPDB-C180: 180" Cord - \$1400

Edgeworks

Conference Tables
Rectangle 42" Depth Standing Height



[Click here to view statement of line](#)

1 Select Model

w" x d" x h"	Weight
3 Piece Top	
240 x 42 x 42	470
216 x 42 x 42	390
198 x 42 x 42	365
2 Piece Top	
168 x 42 x 42	295
144 x 42 x 42	260
120 x 42 x 42	235
1 Piece Top	
96 x 42 x 42	175
84 x 42 x 42	160
72 x 42 x 42	150

	Standard Veneer Top Standard Black Frame	Premium Veneer Top Standard Black Frame	High Pressure Laminate Top Standard Black Frame	Thermally Fused Laminate Top Standard Black Frame
2 Select Finish Click to view finishes	WLF WAC WEC WOC Metal Finish WAM Standard Black. Addi- tional metal finishes are available, see options.	WWW	TBCO TBSW TSTV TSMV TSLV TOBW WMO WNO WSO WLO	GAC GOC GEC GAM GCM GNA + 5% GNW GSTV GSLV
3 Select Edge Click to view edges	Flat-1 Flat-2 (Black) Flat-3 (White) Ledge-1 (Finished) Ledge-2 (Black) Ledge-3 (White)	Flat-1 Flat-2 (Black) Flat-3 (White) Ledge-1 (Finished) Ledge-2 (Black) Ledge-3 (White)	Flat-1 Flat-2 (Black) Flat-3 (White) Ledge-1 (Finished) Ledge-2 (Black) Ledge-3 (White)	Flat-1 Flat-2 (Black) Flat-3 (White)
4 Select Hardware Click to view details	Hardware N/A	Hardware N/A	Hardware N/A	Hardware N/A
	EDG24042RE143W 15807 EDG21642RE143W 13110 EDG19842RE143W 11855 EDG16842RE142W 9259 EDG14442RE142W 8978 EDG12042RE142W 8686 EDG9642RE141W 5491 EDG8442RE141W 5179 EDG7242RE141W 5045	EDG24042RE143P 17388 EDG21642RE143P 14421 EDG19842RE143P 13041 EDG16842RE142P 10185 EDG14442RE142P 9876 EDG12042RE142P 9554 EDG9642RE141P 6040 EDG8442RE141P 5698 EDG7242RE141P 5550	EDG24042RE143G 14976 EDG21642RE143G 12341 EDG19842RE143G 11275 EDG16842RE142G 8720 EDG14442RE142G 8485 EDG12042RE142G 8233 EDG9642RE141G 5195 EDG8442RE141G 4904 EDG7242RE141G 4790	EDG24042RE143M 13379 EDG21642RE143M 10953 EDG19842RE143M 10104 EDG16842RE142M 7704 EDG14442RE142M 7608 EDG12042RE142M 7514 EDG9642RE141M 4628 EDG8442RE141M 4386 EDG7242RE141M 4310

Product Features

- 1" Thick top with rounded edges
- WellTech Finish Technology on wood tops
- Standard Black Base
- 6" Radius corners
- 3" Adjustable glide

Notes

- 4 leg: 72" - 96" width
- 6 leg: 120" - 168" width
- 8 leg: 198" - 240" width

Options

EDGE

- SC1: Modify radius corner to square corner - n/c

INSET LEGS

- IL2: Inset legs for two piece top - 10% upcharge
- IL3: Inset legs for a three piece top - 10% upcharge

POWER

- Two pods mounted under the hinged seamless grommet. Each pod has 4 power and 2 data ports. Telecom connectors sold separately.
- PSG82-C: Plug with 144" cord (8 power, 2 telecom plates) - \$2044 each
- W21: Grey Wire Manager (10.5") - \$35 ea.

Premium Metal Finishes

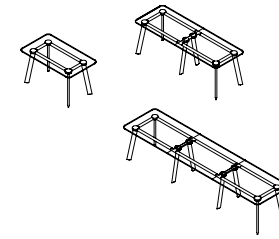
- Specify Top Horn and Leg Metal Finish Color: \$660 (1) Piece Top, \$1,010 (2) Piece Top, \$1,355 (3) Piece Top
- MFW: White, MFS: Silver, MFGG: Graphite Gray, MFSS: Salmon Sienna, MFSA: Surfin Aquavert, MFPS: Pistachio, MFOS: Oyster, MFNA: Navy, MFOL: Olive, MFGB: Grey Beige, MFGM: Gold

PLANK MATCH VENEER

- RPMV: Random Walnut Plank Match Veneer (Horizontal Grain with 25%+ Sap) - Add 10%. Clear coat only.

Edgeworks

Glass Conference Tables
 Rectangle 42" Depth Standing Height



[Click here to view statement of line](#)

1 Select Model

w" x d" x h"	Weight
3 Piece Top	
240 x 42 x 42	470
216 x 42 x 42	390
198 x 42 x 42	365
2 Piece Top	
168 x 42 x 42	295
144 x 42 x 42	260
120 x 42 x 42	235
1 Piece Top	
96 x 42 x 42	175
84 x 42 x 42	160
72 x 42 x 42	150

White Gloss Glass Top Standard Black Frame	Black Gloss Glass Top Standard Black Frame																				
<table border="1"> <thead> <tr> <th>White Gloss Glass Top Standard Black Frame</th> <th>Black Gloss Glass Top Standard Black Frame</th> </tr> </thead> <tbody> <tr> <td>EDG24042RE143SW 24323</td> <td>EDG24042RE143SB 24323</td> </tr> <tr> <td>EDG21642RE143SW 20742</td> <td>EDG21642RE143SB 20742</td> </tr> <tr> <td>EDG19842RE143SW 19787</td> <td>EDG19842RE143SB 19787</td> </tr> <tr> <td>EDG16842RE142SW 15566</td> <td>EDG16842RE142SB 15566</td> </tr> <tr> <td>EDG14442RE142SW 14290</td> <td>EDG14442RE142SB 14290</td> </tr> <tr> <td>EDG12042RE142SW 13016</td> <td>EDG12042RE142SB 13016</td> </tr> <tr> <td>EDG9642RE141SW 9097</td> <td>EDG9642RE141SB 9097</td> </tr> <tr> <td>EDG8442RE141SW 8461</td> <td>EDG8442RE141SB 8461</td> </tr> <tr> <td>EDG7242RE141SW 7825</td> <td>EDG7242RE141SB 7825</td> </tr> </tbody> </table>	White Gloss Glass Top Standard Black Frame	Black Gloss Glass Top Standard Black Frame	EDG24042RE143SW 24323	EDG24042RE143SB 24323	EDG21642RE143SW 20742	EDG21642RE143SB 20742	EDG19842RE143SW 19787	EDG19842RE143SB 19787	EDG16842RE142SW 15566	EDG16842RE142SB 15566	EDG14442RE142SW 14290	EDG14442RE142SB 14290	EDG12042RE142SW 13016	EDG12042RE142SB 13016	EDG9642RE141SW 9097	EDG9642RE141SB 9097	EDG8442RE141SW 8461	EDG8442RE141SB 8461	EDG7242RE141SW 7825	EDG7242RE141SB 7825	<p>BLACK</p> <p>Flat</p> <p>Hardware N/A</p>
White Gloss Glass Top Standard Black Frame	Black Gloss Glass Top Standard Black Frame																				
EDG24042RE143SW 24323	EDG24042RE143SB 24323																				
EDG21642RE143SW 20742	EDG21642RE143SB 20742																				
EDG19842RE143SW 19787	EDG19842RE143SB 19787																				
EDG16842RE142SW 15566	EDG16842RE142SB 15566																				
EDG14442RE142SW 14290	EDG14442RE142SB 14290																				
EDG12042RE142SW 13016	EDG12042RE142SB 13016																				
EDG9642RE141SW 9097	EDG9642RE141SB 9097																				
EDG8442RE141SW 8461	EDG8442RE141SB 8461																				
EDG7242RE141SW 7825	EDG7242RE141SB 7825																				

2 Select Finish

Click to view finishes

BLACK

Metal Finish

Standard Black. Additional metal finishes are available, see options.

3 Select Edge

Click to view edges



Flat

4 Select Hardware

Click to view details

Hardware
N/A

Product Features

- Standard Black Base
- 6" Radius corners
- 3" Adjustable glide
- Glass tops are gloss finish, see options for Soft Etch Glass tops

Notes

- Contact our customer service department for custom inset leg quote with glass tops
- 4 leg: 72" - 96" width
- 6 leg: 120" - 168" width
- 8 leg: 198" - 240" width
- Back painted glass tops will sit on a 3/4" subtop

Options

EDGE

- SC1: Modify radius corner to square corner - n/c

Premium Metal Finishes

- Specify Top Horn and Leg Metal Finish Color: \$660 (1) Piece Top, \$1,010 (2) Piece Top, \$1,355 (3) Piece Top
- MFW: White, MFS: Silver, MFGG: Graphite Gray, MFSS: Salmon Sienna, MFSA: Surfing Aquavert, MFPS: Pistachio, MFOS: Oyster, MFNA: Navy, MFOL: Olive, MFGB: Grey Beige, MFGM: Gold

GLASS FINISH

- Optional Soft Etch Finished glass
- EB: Black Soft Etch Glass, EW: White Soft Etch Glass - n/c

Power

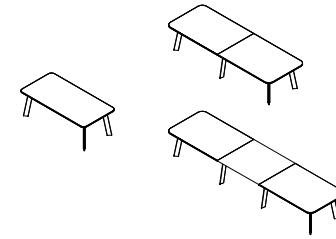
- Glasspod cutouts will include an additional fee of \$125 per pod
- REF-310: Reef power unit with daisylink - \$1199 ea
- PD-Cove-PKO: Cove corded series - \$872 ea
- FPDB: Flush power/data bay
- Hardwired: FPDB-H72: 72" Cord - \$1363. FPDB-H108: 108" Cord - \$1300. FPDB-H144: 144" Cord - \$1350. FPDB-H180: 180" Cord - \$1400.
- Power/Plug: FPDB-C72: 72" Cord - \$1250. FPDB-C108: 108" Cord - \$1300. FPDB-C144: 144" - Cord \$1350. FPDB-C180: 180" Cord - \$1400

Edgeworks

Conference Tables

Rectangle 48" Depth Sitting Height

[Click here to view statement of line](#)



1 Select Model

w" x d" x h"	Weight
3 Piece Top	
240 x 48 x 29	310
216 x 48 x 29	420
198 x 48 x 29	400
2 Piece Top	
168 x 48 x 29	325
144 x 48 x 29	280
120 x 48 x 29	255
1 Piece Top	
96 x 48 x 29	195
84 x 48 x 29	175
72 x 48 x 29	165

	Standard Veneer Top Standard Black Frame	Premium Veneer Top Standard Black Frame	High Pressure Laminate Top Standard Black Frame	Thermally Fused Laminate Top Standard Black Frame
EDG24048RE123W 15214	EDG24048RE123P 16735	EDG24048RE123G 14743	EDG24048RE123M 12638	
EDG21648RE123W 13110	EDG21648RE123P 14421	EDG21648RE123G 12235	EDG21648RE123M 10372	
EDG19848RE123W 11681	EDG19848RE123P 12849	EDG19848RE123G 11019	EDG19848RE123M 9436	
EDG16848RE122W 9226	EDG16848RE122P 10149	EDG16848RE122G 8613	EDG16848RE122M 7197	
EDG14448RE122W 8903	EDG14448RE122P 9793	EDG14448RE122G 8342	EDG14448RE122M 7090	
EDG12048RE122W 8572	EDG12048RE122P 9430	EDG12048RE122G 8060	EDG12048RE122M 7056	
EDG9648RE121W 5235	EDG9648RE121P 5759	EDG9648RE121G 4884	EDG9648RE121M 4154	
EDG8448RE121W 5079	EDG8448RE121P 5587	EDG8448RE121G 4768	EDG8448RE121M 4081	
EDG7248RE121W 4924	EDG7248RE121P 5417	EDG7248RE121G 4640	EDG7248RE121M 4001	
WLF WWW TBCO	WLF WWW TBCO	GAC GWL LW05	MAC	
WAC TBSW	WAC TBSW	GOC LP01 LW06	MEC	
WEC TSTV	WEC TSTV	GEC LF02	MOC	
WOC TSMV	WOC TSMV	GAM LF03	MGW	
WAM TSLV	WAM TSLV	GCM LN01	MSW	
WCM TOBW	WCM TOBW	GNA + LA02	MTW	
WGW WMO	WGW WMO	5% + 20%	MWL	
WBW WNO	WBW WNO	GNW LW01	MNA	
WSW WSO	WSW WSO	GSTV LW02	MWW	
WNW WLO	WNW WLO	GSLV LW04		
WWP				
Flat-1 Flat-2 Flat-3	Flat-1 Flat-2 Flat-3	Flat-1 Flat-2 Flat-3	Flat-1 Flat-2 Flat-3	
(Black) (White)	(Black) (White)	(Black) (White)	(Black) (White)	
Ledge-1 Ledge-2 Ledge-3	Ledge-1 Ledge-2 Ledge-3	Ledge-1 Ledge-2 Ledge-3		
(Finished) (Black) (White)	(Finished) (Black) (White)	(Finished) (Black) (White)		
Hardware N/A	Hardware N/A	Hardware N/A	Hardware N/A	

Product Features

- 1" Thick top with rounded edges
- WellTech Finish Technology on wood tops
- Standard Black Base
- 6" Radius corners
- 3" Adjustable glide

Notes

- 4 leg: 72"- 96" width
- 6 leg: 120" - 168" width
- 8 leg: 198" - 240" width

Options

EDGE

- SC1: Modify radius corner to square corner - n/c

INSET LEGS

- IL2: Inset legs for two piece top - 10% upcharge
- IL3: Inset legs for a three piece top - 10% upcharge

POWER

- Two pods mounted under the hinged seamless grommet. Each pod has 4 power and 2 data ports. Telecom connectors sold separately.
- PSG82-C: Plug with 144" cord (8 power, 2 telecom plates) - \$2044 each
- W21: Grey Wire Manager (10.5") - \$35 ea.

Premium Metal Finishes

- Specify Top Horn and Leg Metal Finish Color: \$660 (1) Piece Top, \$1,010 (2) Piece Top, \$1,355 (3) Piece Top
- MFW: White, MFS: Silver, MFGG: Graphite Gray, MFSS: Salmon Sienna, MFSA: Surfin Aquavert, MFPS: Pistachio, MFOS: Oyster, MFNA: Navy, MFOL: Olive, MFGB: Grey Beige, MFGM: Gold

PLANK MATCH VENEER

- RPMV: Random Walnut Plank Match Veneer (Horizontal Grain with 25%+ Sap) - Add 10%. Clear coat only.

2 Select Finish

Click to view finishes

- WLF
- WAC
- WEC
- WOC
- WAM
- WCM
- WGW
- WBW
- WSW
- WNW
- WWP

WWW

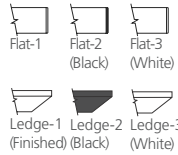
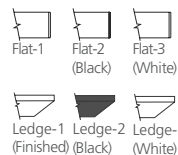
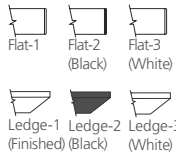
- TBCO
- TBSW
- TSTV
- TSMV
- TSLV
- TOBW
- WMO
- WNO
- WSO
- WLO

- GAC
- GOC
- GEC
- GAM
- GCM
- GNA +
- 5%
- GNW
- GSTV
- GSLV
- GWL
- LP01
- LF02
- LF03
- LN01
- LA02
- + 20%
- LW01
- LW02
- LW04

- MAC
- MEC
- MOC
- MGW
- MSW
- MTW
- MWL
- MNA
- MWW

3 Select Edge

Click to view edges



4 Select Hardware

Click to view details

Hardware
N/A

Hardware
N/A

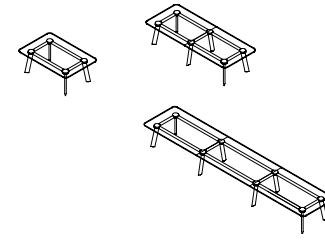
Hardware
N/A

Hardware
N/A

Edgeworks



Glass Conference Tables
 Rectangle 48" Depth Sitting Height

[Click here to view statement of line](#)



1 Select Model

w" x d" x h"	Weight
3 Piece Top	
240 x 48 x 29	310
216 x 48 x 29	420
198 x 48 x 29	400
2 Piece Top	
168 x 48 x 29	325
144 x 48 x 29	280
120 x 48 x 29	255
1 Piece Top	
96 x 48 x 29	195
84 x 48 x 29	175
72 x 48 x 29	165

	White Gloss Glass Top Standard Black Frame	Black Gloss Glass Top Standard Black Frame		
	EDG24048RE123SW 25268	EDG24048RE123SB 25268		
	EDG21648RE123SW 21681	EDG21648RE123SB 21681		
	EDG19848RE123SW 20587	EDG19848RE123SB 20587		
	EDG16848RE122SW 16313	EDG16848RE122SB 16313		
	EDG14448RE122SW 14856	EDG14448RE122SB 14856		
	EDG12048RE122SW 13400	EDG12048RE122SB 13400		
	EDG9648RE121SW 9476	EDG9648RE121SB 9476		
	EDG8448RE121SW 8747	EDG8448RE121SB 8747		
	EDG7248RE121SW 8019	EDG7248RE121SB 8019		
2 Select Finish Click to view finishes	BLACK	BLACK		
Metal Finish Standard Black. Additional metal finishes are available, see options.				
3 Select Edge Click to view edges	 Flat	 Flat		
4 Select Hardware Click to view details	Hardware N/A	Hardware N/A		

Product Features

- Standard Black Base
- 6" Radius corners
- 3" Adjustable glide
- Glass tops are gloss finish, see options for Soft Etch Glass tops

Notes

- Contact our customer service department for custom inset leg quote with glass tops
- 4 leg: 72" - 96" width
- 6 leg: 120" - 168" width
- 8 leg: 198" - 240" width

Options

EDGE

- SC1: Modify radius corner to square corner - n/c

Premium Metal Finishes

- Specify Top Horn and Leg Metal Finish Color: \$660 (1) Piece Top, \$1,010 (2) Piece Top, \$1,355 (3) Piece Top
- MFW: White, MFS: Silver, MFGG: Graphite Gray, MFSS: Salmon Sienna, MFSA: Surfin Aquavert, MFPS: Pistachio, MFOS: Oyster, MFNA: Navy, MFOL: Olive, MFGB: Grey Beige, MFGM: Gold

GLASS FINISH

- Optional Soft Etch Finished glass
- EB: Black Soft Etch Glass, EW: White Soft Etch Glass - n/c

Power


- Glasspod cutouts will include an additional fee of \$125 per pod
- REF-310: Reef power unit with daisylink - \$1199 ea
- PD-Cove-PKO: Cove corded series - \$872 ea
- FPDB: Flush power/data bay
- Hardwired: FPDB-H72: 72" Cord - \$1363. FPDB-H108: 108" Cord - \$1300. FPDB-H144: 144" Cord - \$1350. FPDB-H180: 180" Cord - \$1400.
- Power/Plug: FPDB-C72: 72" Cord - \$1250. FPDB-C108: 108" Cord - \$1300. FPDB-C144: 144" - Cord \$1350. FPDB-C180: 180" Cord - \$1400

Edgeworks

Conference Tables

Rectangle 48" Depth Standing Height

[Click here to view statement of line](#)



1 Select Model

w" x d" x h"	Weight
3 Piece Top	
240 x 48 x 42	310
216 x 48 x 42	420
198 x 48 x 42	400
2 Piece Top	
168 x 48 x 42	325
144 x 48 x 42	280
120 x 48 x 42	255
1 Piece Top	
96 x 48 x 42	195
84 x 48 x 42	175
72 x 48 x 42	165

	Standard Veneer Top Standard Black Frame	Premium Veneer Top Standard Black Frame	High Pressure Laminate Top Standard Black Frame	Thermally Fused Laminate Top Standard Black Frame
2 Select Finish Click to view finishes	WLF WAC WEC WOC Metal Finish WAM Standard Black. Addi- tional metal finishes are available, see options.	WWW	TBCO TBSW TSTV TSMV TSLV TOBW WMO WNO WSO WLO	GAC GOC GEC GAM GCM GNA + 5% GNW GSTV GSLV
3 Select Edge Click to view edges				
4 Select Hardware Click to view details	Hardware N/A	Hardware N/A	Hardware N/A	Hardware N/A

Product Features

- 1" Thick top with rounded edges
- WellTech Finish Technology on wood tops
- Standard Black Base
- 6" Radius corners
- 3" Adjustable glide

Notes

- 4 leg: 72" - 96" width
- 6 leg: 120" - 168" width
- 8 leg: 198" - 240" width

Options

EDGE

- SC1: Modify radius corner to square corner - n/c

INSET LEGS

- IL2: Inset legs for two piece top - 10% upcharge
- IL3: Inset legs for a three piece top - 10% upcharge

POWER

- Two pods mounted under the hinged seamless grommet. Each pod has 4 power and 2 data ports. Telecom connectors sold separately.
- PSG82-C: Plug with 144" cord (8 power, 2 telecom plates) - \$2044 each
- W21: Grey Wire Manager (10.5") - \$35 ea.

Premium Metal Finishes

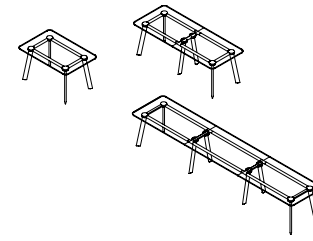
- Specify Top Horn and Leg Metal Finish Color: \$660 (1) Piece Top, \$1,010 (2) Piece Top, \$1,355 (3) Piece Top
- MFW: White, MFS: Silver, MFGG: Graphite Gray, MFSS: Salmon Sienna, MFSA: Surfing Aquavert, MFPS: Pistachio, MFOS: Oyster, MFNA: Navy, MFOL: Olive, MFGB: Grey Beige, MFGM: Gold

PLANK MATCH VENEER

- RPMV: Random Walnut Plank Match Veneer (Horizontal Grain with 25%+ Sap) - Add 10%. Clear coat only.

Edgeworks

Glass Conference Tables
 Rectangle 48" Depth Standing Height



[Click here to view statement of line](#)

1 Select Model

w" x d" x h"	Weight
3 Piece Top	
240 x 48 x 42	310
216 x 48 x 42	420
198 x 48 x 42	400
2 Piece Top	
168 x 48 x 42	325
144 x 48 x 42	280
120 x 48 x 42	255
1 Piece Top	
96 x 48 x 42	195
84 x 48 x 42	175
72 x 48 x 42	165

	White Gloss Glass Top Standard Black Frame	Black Gloss Glass Top Standard Black Frame		
	EDG24048RE143SW 26144	EDG24048RE143SB 26144		
	EDG21648RE143SW 22381	EDG21648RE143SB 22381		
	EDG19848RE143SW 21289	EDG19848RE143SB 21289		
	EDG16848RE142SW 16838	EDG16848RE142SB 16838		
	EDG14448RE142SW 15381	EDG14448RE142SB 15381		
	EDG12048RE142SW 13926	EDG12048RE142SB 13926		
	EDG9648RE141SW 9826	EDG9648RE141SB 9826		
	EDG8448RE141SW 9097	EDG8448RE141SB 9097		
	EDG7248RE141SW 8370	EDG7248RE141SB 8370		

2 Select Finish

Click to view finishes

BLACK

BLACK

Metal Finish

Standard Black. Additional metal finishes are available, see options.

3 Select Edge

Click to view edges



Flat



Flat

4 Select Hardware

Click to view details

Hardware
N/A

Hardware
N/A

Product Features

- Standard Black Base
- 6" Radius corners
- 3" Adjustable glide
- Glass tops are gloss finish, see options for Soft Etch Glass tops

Notes

- Contact our customer service department for custom inset leg quote with glass tops
- 4 leg: 72" - 96" width
- 6 leg: 120" - 168" width
- 8 leg: 198" - 240" width
- Back painted glass tops will sit on a 3/4" subtop

Options

EDGE

- SC1: Modify radius corner to square corner - n/c

Premium Metal Finishes

- Specify Top Horn and Leg Metal Finish Color: \$660 (1) Piece Top, \$1,010 (2) Piece Top, \$1,355 (3) Piece Top
- MFW: White, MFS: Silver, MFGG: Graphite Gray, MFSS: Salmon Sienna, MFSA: Surfing Aquavert, MFPS: Pistachio, MFOS: Oyster, MFNA: Navy, MFOL: Olive, MFGB: Grey Beige, MFGM: Gold

GLASS FINISH

- Optional Soft Etch Finished glass
- EB: Black Soft Etch Glass, EW: White Soft Etch Glass - n/c

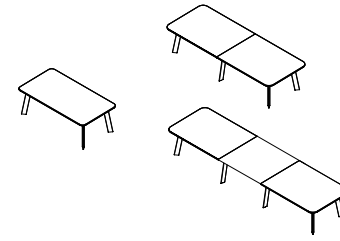
Power

- Glasspod cutouts will include an additional fee of \$125 per pod
- REF-310: Reef power unit with daisylink - \$1199 ea
- PD-Cove-PKO: Cove corded series - \$872 ea
- FPDB: Flush power/data bay
- Hardwired: FPDB-H72: 72" Cord - \$1363. FPDB-H108: 108" Cord - \$1300. FPDB-H144: 144" Cord - \$1350. FPDB-H180: 180" Cord - \$1400.
- Power/Plug: FPDB-C72: 72" Cord - \$1250. FPDB-C108: 108" Cord - \$1300. FPDB-C144: 144" - Cord \$1350. FPDB-C180: 180" Cord - \$1400

Edgeworks

Conference Tables

Rectangle 54" Depth Sitting Height



[Click here to view statement of line](#)

1 Select Model

w" x d" x h"	Weight
3 Piece Top	
240 x 54 x 29	535
216 x 54 x 29	450
198 x 54 x 29	420
2 Piece Top	
168 x 54 x 29	350
144 x 54 x 29	315
120 x 54 x 29	280
1 Piece Top	
96 x 54 x 29	155
84 x 54 x 29	135
72 x 54 x 29	180

	Standard Veneer Top Standard Black Frame	Premium Veneer Top Standard Black Frame	High Pressure Laminate Top Standard Black Frame	Thermally Fused Laminate Top Standard Black Frame
2 Select Finish Click to view finishes	WLF WAC WEC WOC Metal Finish WAM Standard Black. Addi- tional metal finishes are available, see options.	WWW	TBCO TBSW TSTV TSMV TSLV TOBWA WMO WNO WSO WLO	GAC GOC GEC GAM GCM GNA + 5% GNW GSTV GSLV
3 Select Edge Click to view edges	Flat-1 Flat-2 Flat-3 Ledge-1 Ledge-2 Ledge-3	Flat-1 Flat-2 Flat-3 Ledge-1 Ledge-2 Ledge-3	Flat-1 Flat-2 Flat-3 Ledge-1 Ledge-2 Ledge-3	Flat-1 Flat-2 Flat-3 Ledge-1 Ledge-2 Ledge-3
4 Select Hardware Click to view details	Hardware N/A	Hardware N/A	Hardware N/A	Hardware N/A

Product Features

- 1" Thick top with rounded edges
- WellTech Finish Technology on wood tops
- Standard Black Base
- 6" Radius corners
- 3" Adjustable glide

Notes

- 4 leg: 72"- 96" width
- 6 leg: 120" - 168" width
- 8 leg: 198" - 240" width

Options

EDGE

- SC1: Modify radius corner to square corner - n/c

INSET LEGS

- IL2: Inset legs for two piece top - 10% upcharge
- IL3: Inset legs for a three piece top - 10% upcharge

POWER

- Two pods mounted under the hinged seamless grommet. Each pod has 4 power and 2 data ports. Telecom connectors sold separately.
- PSG82-C: Plug with 144" cord (8 power, 2 telecom plates) - \$2044 each
- W21: Grey Wire Manager (10.5") - \$35 ea.

Premium Metal Finishes

- Specify Top Horn and Leg Metal Finish Color: \$660 (1) Piece Top, \$1,010 (2) Piece Top, \$1,355 (3) Piece Top
- MFW: White, MFS: Silver, MFGG: Graphite Gray, MFSS: Salmon Sienna, MFSA: Surfin Aquavert, MFPS: Pistachio, MFOS: Oyster, MFNA: Navy, MFOL: Olive, MFGB: Grey Beige, MFGM: Gold

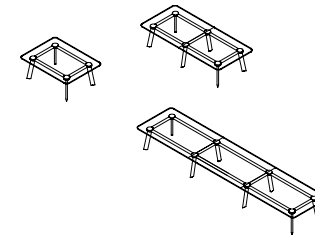
PLANK MATCH VENEER

- RPMV: Random Walnut Plank Match Veneer (Horizontal Grain with 25%+ Sap) - Add 10%. Clear coat only.

Edgeworks


Glass Conference Tables
 Rectangle 54" Depth Sitting Height

[Click here to view statement of line](#)



1 Select Model

w" x d" x h"	Weight
3 Piece Top	
240 x 54 x 29	535
216 x 54 x 29	450
198 x 54 x 29	420
2 Piece Top	
168 x 54 x 29	350
144 x 54 x 29	315
120 x 54 x 29	280
1 Piece Top	
96 x 54 x 29	155
84 x 54 x 29	135
72 x 54 x 29	180

White Gloss Glass Top Standard Black Frame	Black Gloss Glass Top Standard Black Frame																		
<table border="1"> <tr> <td>EDG24054RE123SW 27088</td> <td>EDG24054RE123SB 27088</td> </tr> <tr> <td>EDG21654RE123SW 23319</td> <td>EDG21654RE123SB 23319</td> </tr> <tr> <td>EDG19854RE123SW 22090</td> <td>EDG19854RE123SB 22090</td> </tr> <tr> <td>EDG16854RE122SW 17588</td> <td>EDG16854RE122SB 17588</td> </tr> <tr> <td>EDG14454RE122SW 15949</td> <td>EDG14454RE122SB 15949</td> </tr> <tr> <td>EDG12054RE122SW 14311</td> <td>EDG12054RE122SB 14311</td> </tr> <tr> <td>EDG9654RE121SW 10203</td> <td>EDG9654RE121SB 10203</td> </tr> <tr> <td>EDG8454RE121SW 9384</td> <td>EDG8454RE121SB 9384</td> </tr> <tr> <td>EDG7254RE121SW 8567</td> <td>EDG7254RE121SB 8567</td> </tr> </table>	EDG24054RE123SW 27088	EDG24054RE123SB 27088	EDG21654RE123SW 23319	EDG21654RE123SB 23319	EDG19854RE123SW 22090	EDG19854RE123SB 22090	EDG16854RE122SW 17588	EDG16854RE122SB 17588	EDG14454RE122SW 15949	EDG14454RE122SB 15949	EDG12054RE122SW 14311	EDG12054RE122SB 14311	EDG9654RE121SW 10203	EDG9654RE121SB 10203	EDG8454RE121SW 9384	EDG8454RE121SB 9384	EDG7254RE121SW 8567	EDG7254RE121SB 8567	<p>BLACK</p>  <p>Flat</p> <p>Hardware N/A</p>
EDG24054RE123SW 27088	EDG24054RE123SB 27088																		
EDG21654RE123SW 23319	EDG21654RE123SB 23319																		
EDG19854RE123SW 22090	EDG19854RE123SB 22090																		
EDG16854RE122SW 17588	EDG16854RE122SB 17588																		
EDG14454RE122SW 15949	EDG14454RE122SB 15949																		
EDG12054RE122SW 14311	EDG12054RE122SB 14311																		
EDG9654RE121SW 10203	EDG9654RE121SB 10203																		
EDG8454RE121SW 9384	EDG8454RE121SB 9384																		
EDG7254RE121SW 8567	EDG7254RE121SB 8567																		

Product Features

- Standard Black Base
- 6" Radius corners
- 3" Adjustable glide
- Glass tops are gloss finish, see options for Soft Etch Glass tops

Notes

- Contact our customer service department for custom inset leg quote with glass tops
- 4 leg: 72" - 96" width
- 6 leg: 120" - 168" width
- 8 leg: 198" - 240" width

Options

EDGE

- SC1: Modify radius corner to square corner - n/c

Premium Metal Finishes

- Specify Top Horn and Leg Metal Finish Color: \$660 (1) Piece Top, \$1,010 (2) Piece Top, \$1,355 (3) Piece Top
- MFW: White, MFS: Silver, MFGG: Graphite Gray, MFSS: Salmon Sienna, MFSA: Surfin Aquavert, MFPS: Pistachio, MFOS: Oyster, MFNA: Navy, MFOL: Olive, MFGB: Grey Beige, MFGM: Gold

GLASS FINISH

- Optional Soft Etch Finished glass
- EB: Black Soft Etch Glass, EW: White Soft Etch Glass - n/c

Power

- Glasspod cutouts will include an additional fee of \$125 per pod
- REF-310: Reef power unit with daisylink - \$1199 ea
- PD-Cove-PKO: Cove corded series - \$872 ea
- FPDB: Flush power/data bay
- Hardwired: FPDB-H72: 72" Cord - \$1363. FPDB-H108: 108" Cord - \$1300. FPDB-H144: 144" Cord - \$1350. FPDB-H180: 180" Cord - \$1400.
- Power/Plug: FPDB-C72: 72" Cord - \$1250. FPDB-C108: 108" Cord - \$1300. FPDB-C144: 144" - Cord \$1350. FPDB-C180: 180" Cord - \$1400

2 Select Finish

Click to view finishes **BLACK**

Metal Finish
 Standard Black. Additional metal finishes are available, see options.

3 Select Edge

Click to view edges



Flat

4 Select Hardware


Click to view details

Hardware
N/A

Edgeworks

Conference Tables

Rectangle 54" Depth Standing Height



[Click here to view statement of line](#)

1 Select Model

w" x d" x h"	Weight
3 Piece Top	
240 x 54 x 42	535
216 x 54 x 42	450
198 x 54 x 42	420
2 Piece Top	
168 x 54 x 42	350
144 x 54 x 42	315
120 x 54 x 42	280
1 Piece Top	
96 x 54 x 42	155
84 x 54 x 42	135
72 x 54 x 42	180

	Standard Veneer Top Standard Black Frame	Premium Veneer Top Standard Black Frame	High Pressure Laminate Top Standard Black Frame	Thermally Fused Laminate Top Standard Black Frame		
2 Select Finish Click to view finishes	WLF WAC WEC WOC Metal Finish WAM Standard Black. Addi- tional metal finishes are available, see options.	WWW	TBCO TBSW TSTV TSMV TSLV TOBWA WMO WNO WSO WLO	GAC GOC GEC GAM GCM GNA + 5% + 20% GNW GSTV GSLV	GWL LP01 LF02 LF03 LN01 LA02 LW01 LW02 LW04	MAC MEC MOC MGW MSW MTW MWL MNA MWW
3 Select Edge Click to view edges						
4 Select Hardware Click to view details	Hardware N/A	Hardware N/A	Hardware N/A	Hardware N/A		

Product Features

- 1" Thick top with rounded edges
- WellTech Finish Technology on wood tops
- Standard Black Base
- 6" Radius corners
- 3" Adjustable glide

Notes

- 4 leg: 72" - 96" width
- 6 leg: 120" - 168" width
- 8 leg: 198" - 240" width

Options

EDGE

- SC1: Modify radius corner to square corner - n/c

INSET LEGS

- IL2: Inset legs for two piece top - 10% upcharge
- IL3: Inset legs for a three piece top - 10% upcharge

POWER

- Two pods mounted under the hinged seamless grommet. Each pod has 4 power and 2 data ports. Telecom connectors sold separately.
- PSG82-C: Plug with 144" cord (8 power, 2 telecom plates) - \$2044 each
- W21: Grey Wire Manager (10.5") - \$35 ea.

Premium Metal Finishes

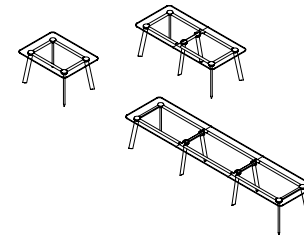
- Specify Top Horn and Leg Metal Finish Color: \$660 (1) Piece Top, \$1,010 (2) Piece Top, \$1,355 (3) Piece Top
- MFW: White, MFS: Silver, MFGG: Graphite Gray, MFSS: Salmon Sienna, MFSA: Surfing Aquavert, MFPS: Pistachio, MFOS: Oyster, MFNA: Navy, MFOL: Olive, MFGB: Grey Beige, MFGM: Gold

PLANK MATCH VENEER

- RPMV: Random Walnut Plank Match Veneer (Horizontal Grain with 25%+ Sap) - Add 10%. Clear coat only.

Edgeworks


Glass Conference Tables
Rectangle 54" Depth Standing Height



[Click here to view statement of line](#)

1 Select Model

w" x d" x h"	Weight
3 Piece Top	
240 x 54 x 42	535
216 x 54 x 42	450
198 x 54 x 42	420
2 Piece Top	
168 x 54 x 42	350
144 x 54 x 42	315
120 x 54 x 42	280
1 Piece Top	
96 x 54 x 42	155
84 x 54 x 42	135
72 x 54 x 42	180

White Gloss Glass Top Standard Black Frame	Black Gloss Glass Top Standard Black Frame																																				
<table border="1"> <tr> <td>EDG24054RE143SW</td> <td>27966</td> <td>EDG24054RE143SB</td> <td>27966</td> </tr> <tr> <td>EDG21654RE143SW</td> <td>24021</td> <td>EDG21654RE143SB</td> <td>24021</td> </tr> <tr> <td>EDG19854RE143SW</td> <td>22791</td> <td>EDG19854RE143SB</td> <td>22791</td> </tr> <tr> <td>EDG16854RE142SW</td> <td>18113</td> <td>EDG16854RE142SB</td> <td>18113</td> </tr> <tr> <td>EDG14454RE142SW</td> <td>16475</td> <td>EDG14454RE142SB</td> <td>16475</td> </tr> <tr> <td>EDG12054RE142SW</td> <td>14836</td> <td>EDG12054RE142SB</td> <td>14836</td> </tr> <tr> <td>EDG9654RE141SW</td> <td>10555</td> <td>EDG9654RE141SB</td> <td>10555</td> </tr> <tr> <td>EDG8454RE141SW</td> <td>9735</td> <td>EDG8454RE141SB</td> <td>9735</td> </tr> <tr> <td>EDG7254RE141SW</td> <td>8917</td> <td>EDG7254RE141SB</td> <td>8917</td> </tr> </table>	EDG24054RE143SW	27966	EDG24054RE143SB	27966	EDG21654RE143SW	24021	EDG21654RE143SB	24021	EDG19854RE143SW	22791	EDG19854RE143SB	22791	EDG16854RE142SW	18113	EDG16854RE142SB	18113	EDG14454RE142SW	16475	EDG14454RE142SB	16475	EDG12054RE142SW	14836	EDG12054RE142SB	14836	EDG9654RE141SW	10555	EDG9654RE141SB	10555	EDG8454RE141SW	9735	EDG8454RE141SB	9735	EDG7254RE141SW	8917	EDG7254RE141SB	8917	<p>BLACK</p>  <p>Flat</p> <p>Hardware N/A</p>
EDG24054RE143SW	27966	EDG24054RE143SB	27966																																		
EDG21654RE143SW	24021	EDG21654RE143SB	24021																																		
EDG19854RE143SW	22791	EDG19854RE143SB	22791																																		
EDG16854RE142SW	18113	EDG16854RE142SB	18113																																		
EDG14454RE142SW	16475	EDG14454RE142SB	16475																																		
EDG12054RE142SW	14836	EDG12054RE142SB	14836																																		
EDG9654RE141SW	10555	EDG9654RE141SB	10555																																		
EDG8454RE141SW	9735	EDG8454RE141SB	9735																																		
EDG7254RE141SW	8917	EDG7254RE141SB	8917																																		

Product Features

- Standard Black Base
- 6" Radius corners
- 3" Adjustable glide
- Glass tops are gloss finish, see options for Soft Etch Glass tops

Notes

- Contact our customer service department for custom inset leg quote with glass tops
- 4 leg: 72" - 96" width
- 6 leg: 120" - 168" width
- 8 leg: 198" - 240" width
- Back painted glass tops will sit on a 3/4" subtop

Options

- EDGE**
- SC1: Modify radius corner to square corner - n/c
- Premium Metal Finishes**
- Specify Top Horn and Leg Metal Finish Color: \$660 (1) Piece Top, \$1,010 (2) Piece Top, \$1,355 (3) Piece Top
 - MFW: White, MFS: Silver, MFGG: Graphite Gray, MFSS: Salmon Sienna, MFSA: Surfing Aquavert, MFPS: Pistachio, MFOS: Oyster, MFNA: Navy, MFOL: Olive, MFGB: Grey Beige, MFGM: Gold
- GLASS FINISH**
- Optional Soft Etch Finished glass
 - EB: Black Soft Etch Glass, EW: White Soft Etch Glass - n/c
- Power**
- Glasspod cutouts will include an additional fee of \$125 per pod
 - REF-310: Reef power unit with daisylink - \$1199 ea
 - PD-Cove-PKO: Cove corded series - \$872 ea
 - FPDB: Flush power/data bay
 - Hardwired: FPDB-H72: 72" Cord - \$1363. FPDB-H108: 108" Cord - \$1300. FPDB-H144: 144" Cord - \$1350. FPDB-H180: 180" Cord - \$1400.
 - Power/Plug: FPDB-C72: 72" Cord - \$1250. FPDB-C108: 108" Cord - \$1300. FPDB-C144: 144" Cord - \$1350. FPDB-C180: 180" Cord - \$1400

2 Select Finish

Click to view finishes **BLACK**

Metal Finish
Standard Black. Additional metal finishes are available, see options.

3 Select Edge

Click to view edges



4 Select Hardware

Click to view details


Hardware
N/A

Edgeworks

Conference Tables

Rectangle 60" Depth Sitting Height

[Click here to view statement of line](#)



1 Select Model

w" x d" x h"
3 Piece Top
240 x 60 x 29
216 x 60 x 29
198 x 60 x 29
2 Piece Top
168 x 60 x 29
144 x 60 x 29
120 x 60 x 29

Weight

	Standard Veneer Top Standard Black Frame		Premium Veneer Top Standard Black Frame		High Pressure Laminate Top Standard Black Frame		Thermally Fused Laminate Top Standard Black Frame	
580	EDG24060RE123W	17512	EDG24060RE123P	19264	EDG24060RE123G	16299	EDG24060RE123M	12827
490	EDG21660RE123W	14808	EDG21660RE123P	16289	EDG21660RE123G	13683	EDG21660RE123M	10184
445	EDG19860RE123W	12962	EDG19860RE123P	14259	EDG19860RE123G	12113	EDG19860RE123M	9698
375	EDG16860RE122W	10412	EDG16860RE122P	11454	EDG16860RE122G	9624	EDG16860RE122M	7432
335	EDG14460RE122W	9995	EDG14460RE122P	10994	EDG14460RE122G	9268	EDG14460RE122M	7298
290	EDG12060RE122W	9564	EDG12060RE122P	10521	EDG12060RE122G	8903	EDG12060RE122M	7163

2 Select Finish

Click to view finishes

WLF
WAC
WEC
WOC
WAM
WCM
WGW
WBW
WSW
WNW
WWP

WWW

Metal Finish
Standard Black. Additional metal finishes are available, see options.

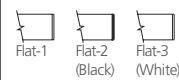
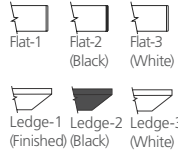
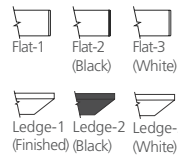
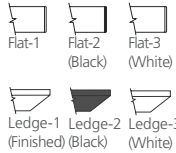
TBCO
TBSW
TSTV
TSMV
TSLV
TOBV
WMO
WNO
WSO
WLO

GAC
GOC
GEC
GAM
GCM
GNA + 5%
GNW
GSTV
GSLV
GWL
LP01
LF02
LF03
LN01
LA02 + 20%
LW01
LW02
LW04

MAC
MEC
MOC
MGW
MSW
MTW
MWL
MNA
MWW

3 Select Edge

Click to view edges



4 Select Hardware

Click to view details

Hardware
N/A

Hardware
N/A

Hardware
N/A

Hardware
N/A

Product Features

- 1" Thick top with rounded edges
- WellTech Finish Technology on wood tops
- Standard Black Base
- 6" Radius corners
- 3" Adjustable glide

Notes

- 6 leg: 120" - 168" width
- 8 leg: 198" - 240" width

Options

EDGE

- SC1: Modify radius corner to square corner - n/c

INSET LEGS

- IL2: Inset legs for a two piece top - 10% upcharge
- IL3: Inset legs for a three piece top - 10% upcharge

POWER

- Two pods mounted under the hinged seamless grommet. Each pod has 4 power and 2 data ports. Telecom connectors sold separately.
- PSG82-C: Plug with 144" cord (8 power, 2 telecom plates) - \$2044 each
- W21: Grey Wire Manager (10.5") - \$35 ea.

Premium Metal Finishes

- Specify Top Horn and Leg Metal Finish Color: \$1,010 (2) Piece Top, \$1,355 (3) Piece Top
- MFW: White, MFS: Silver, MFGG: Graphite Gray, MFSS: Salmon Sienna, MFSA: Surfing Aquavert, MFPS: Pistachio, MFOS: Oyster, MFNA: Navy, MFOL: Olive, MFGB: Grey Beige, MFGM: Gold

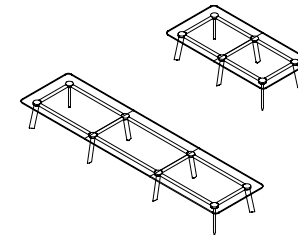
PLANK MATCH VENEER

- RPMV: Random Walnut Plank Match Veneer (Horizontal Grain with 25%+ Sap) - Add 10%. Clear coat only.

Edgeworks



Glass Conference Tables
 Rectangle 60" Depth Sitting Height

[Click here to view statement of line](#)



1 Select Model

w" x d" x h"	Weight
3 Piece Top	
240 x 60 x 29	580
216 x 60 x 29	490
198 x 60 x 29	445
2 Piece Top	
168 x 60 x 29	375
144 x 60 x 29	335
120 x 60 x 29	290

	White Gloss Glass Top Standard Black Frame	Black Gloss Glass Top Standard Black Frame																	
2 Select Finish Click to view finishes Metal Finish Standard Black. Additional metal finishes are available, see options.	BLACK	BLACK																	
3 Select Edge Click to view edges  Flat	 Flat																		
4 Select Hardware Click to view details	Hardware N/A	Hardware N/A																	
<table border="1"> <thead> <tr> <th>White Gloss Glass Top Standard Black Frame</th> <th>Black Gloss Glass Top Standard Black Frame</th> </tr> </thead> <tbody> <tr> <td> <table border="1"> <thead> <tr> <th>White Gloss Glass Top Standard Black Frame</th> <th>Black Gloss Glass Top Standard Black Frame</th> </tr> </thead> <tbody> <tr> <td>EDG24060RE123SW 28908</td> <td>EDG24060RE123SB 28908</td> </tr> <tr> <td>EDG21660RE123SW 24957</td> <td>EDG21660RE123SB 24957</td> </tr> <tr> <td>EDG19860RE123SW 23594</td> <td>EDG19860RE123SB 23594</td> </tr> <tr> <td>EDG16860RE122SW 18861</td> <td>EDG16860RE122SB 18861</td> </tr> <tr> <td>EDG14460RE122SW 17042</td> <td>EDG14460RE122SB 17042</td> </tr> <tr> <td>EDG12060RE122SW 15220</td> <td>EDG12060RE122SB 15220</td> </tr> </tbody> </table> </td> <td></td> </tr> </tbody> </table>	White Gloss Glass Top Standard Black Frame	Black Gloss Glass Top Standard Black Frame	<table border="1"> <thead> <tr> <th>White Gloss Glass Top Standard Black Frame</th> <th>Black Gloss Glass Top Standard Black Frame</th> </tr> </thead> <tbody> <tr> <td>EDG24060RE123SW 28908</td> <td>EDG24060RE123SB 28908</td> </tr> <tr> <td>EDG21660RE123SW 24957</td> <td>EDG21660RE123SB 24957</td> </tr> <tr> <td>EDG19860RE123SW 23594</td> <td>EDG19860RE123SB 23594</td> </tr> <tr> <td>EDG16860RE122SW 18861</td> <td>EDG16860RE122SB 18861</td> </tr> <tr> <td>EDG14460RE122SW 17042</td> <td>EDG14460RE122SB 17042</td> </tr> <tr> <td>EDG12060RE122SW 15220</td> <td>EDG12060RE122SB 15220</td> </tr> </tbody> </table>	White Gloss Glass Top Standard Black Frame	Black Gloss Glass Top Standard Black Frame	EDG24060RE123SW 28908	EDG24060RE123SB 28908	EDG21660RE123SW 24957	EDG21660RE123SB 24957	EDG19860RE123SW 23594	EDG19860RE123SB 23594	EDG16860RE122SW 18861	EDG16860RE122SB 18861	EDG14460RE122SW 17042	EDG14460RE122SB 17042	EDG12060RE122SW 15220	EDG12060RE122SB 15220		
White Gloss Glass Top Standard Black Frame	Black Gloss Glass Top Standard Black Frame																		
<table border="1"> <thead> <tr> <th>White Gloss Glass Top Standard Black Frame</th> <th>Black Gloss Glass Top Standard Black Frame</th> </tr> </thead> <tbody> <tr> <td>EDG24060RE123SW 28908</td> <td>EDG24060RE123SB 28908</td> </tr> <tr> <td>EDG21660RE123SW 24957</td> <td>EDG21660RE123SB 24957</td> </tr> <tr> <td>EDG19860RE123SW 23594</td> <td>EDG19860RE123SB 23594</td> </tr> <tr> <td>EDG16860RE122SW 18861</td> <td>EDG16860RE122SB 18861</td> </tr> <tr> <td>EDG14460RE122SW 17042</td> <td>EDG14460RE122SB 17042</td> </tr> <tr> <td>EDG12060RE122SW 15220</td> <td>EDG12060RE122SB 15220</td> </tr> </tbody> </table>	White Gloss Glass Top Standard Black Frame	Black Gloss Glass Top Standard Black Frame	EDG24060RE123SW 28908	EDG24060RE123SB 28908	EDG21660RE123SW 24957	EDG21660RE123SB 24957	EDG19860RE123SW 23594	EDG19860RE123SB 23594	EDG16860RE122SW 18861	EDG16860RE122SB 18861	EDG14460RE122SW 17042	EDG14460RE122SB 17042	EDG12060RE122SW 15220	EDG12060RE122SB 15220					
White Gloss Glass Top Standard Black Frame	Black Gloss Glass Top Standard Black Frame																		
EDG24060RE123SW 28908	EDG24060RE123SB 28908																		
EDG21660RE123SW 24957	EDG21660RE123SB 24957																		
EDG19860RE123SW 23594	EDG19860RE123SB 23594																		
EDG16860RE122SW 18861	EDG16860RE122SB 18861																		
EDG14460RE122SW 17042	EDG14460RE122SB 17042																		
EDG12060RE122SW 15220	EDG12060RE122SB 15220																		

Product Features

- Standard Black Base
- 6" Radius corners
- 3" Adjustable glide
- Glass tops are gloss finish, see options for Soft Etch Glass tops

Notes

- Contact our customer service department for custom inset leg quote with glass tops
- 6 leg: 120" - 168" width
- 8 leg: 198" - 240" width

Options

EDGE

- SC1: Modify radius corner to square corner - n/c

Premium Metal Finishes

- Specify Top Horn and Leg Metal Finish Color: \$1,010 (2) Piece Top, \$1,355 (3) Piece Top
- MFW: White, MFS: Silver, MFGG: Graphite Gray, MFSS: Salmon Sienna, MFSA: Surfing Aquavert, MFPS: Pistachio, MFOS: Oyster, MFNA: Navy, MFOL: Olive, MFGB: Grey Beige, MFGM: Gold

GLASS FINISH


- Optional Soft Etch Finished glass
- EB: Black Soft Etch Glass, EW: White Soft Etch Glass - n/c

Power

- Glasspod cutouts will include an additional fee of \$125 per pod
- REF-310: Reef power unit with daisylink - \$1199 ea
- PD-Cove-PKO: Cove corded series - \$872 ea
- FPDB: Flush power/data bay
- Hardwired: FPDB-H72: 72" Cord - \$1363. FPDB-H108: 108" Cord - \$1300. FPDB-H144: 144" Cord - \$1350. FPDB-H180: 180" Cord - \$1400.
- Power/Plug: FPDB-C72: 72" Cord - \$1250. FPDB-C108: 108" Cord - \$1300. FPDB-C144: 144" - Cord \$1350. FPDB-C180: 180" Cord - \$1400

Edgeworks

Conference Tables
Rectangle 60" Depth Standing Height



[Click here to view statement of line](#)

1 Select Model

w" x d" x h"	Weight
3 Piece Top	
240 x 60 x 42	580
216 x 60 x 42	490
198 x 60 x 42	445
2 Piece Top	
168 x 60 x 42	375
144 x 60 x 42	335
120 x 60 x 42	290

Standard Veneer Top Standard Black Frame	Premium Veneer Top	High Pressure Laminate Top Standard Black Frame	Thermally Fused Laminate Top Standard Black Frame
EDG24060RE143W 18390 EDG21660RE143W 15510 EDG19860RE143W 13663 EDG16860RE142W 10940 EDG14460RE142W 10521 EDG12060RE142W 10090	EDG24060RE143P 20230 EDG21660RE143P 17061 EDG19860RE143P 15029 EDG16860RE142P 12034 EDG14460RE142P 11574 EDG12060RE142P 11099	EDG24060RE143G 17177 EDG21660RE143G 14384 EDG19860RE143G 12813 EDG16860RE142G 10149 EDG14460RE142G 9792 EDG12060RE142G 9430	EDG24060RE143M 13703 EDG21660RE143M 10885 EDG19860RE143M 10400 EDG16860RE142M 7959 EDG14460RE142M 7825 EDG12060RE142M 7688
TBCO TBSW TSTV TSMV TSLV TOBV WMO WNO WSO WLO	GAC GOC GEC GAM GCM GNA + 5% GNW GSTV GSLV	GWL LP01 LF02 LF03 LN01 LA02 + 20% LW01 LW02 LW04	MAC MEC MOC MGW MSW MTW MWL MNA MWW
Flat-1 (Black) Flat-2 (Black) Flat-3 (White) Ledge-1 (Finished) Ledge-2 (Black) Ledge-3 (White)	Flat-1 (Black) Flat-2 (Black) Flat-3 (White) Ledge-1 (Finished) Ledge-2 (Black) Ledge-3 (White)	Flat-1 (Black) Flat-2 (Black) Flat-3 (White) Ledge-1 (Finished) Ledge-2 (Black) Ledge-3 (White)	Flat-1 (Black) Flat-2 (Black) Flat-3 (White)
Hardware N/A	Hardware N/A	Hardware N/A	Hardware N/A

Product Features

- 1" Thick top with rounded edges
- WellTech Finish Technology on wood tops
- Standard Black Base
- 6" Radius corners
- 3" Adjustable glide

Notes

- 6 leg: 120" - 168" width
- 8 leg: 198" - 240" width

Options

EDGE

- SC1: Modify radius corner to square corner - n/c

INSET LEGS

- IL2: Inset legs for a two piece top - 10% upcharge
- IL3: Inset legs for a three piece top - 10% upcharge

POWER

- Two pods mounted under the hinged seamless grommet. Each pod has 4 power and 2 data ports. Telecom connectors sold separately.
- PSG82-C: Plug with 144" cord (8 power, 2 telecom plates) - \$2044 each
 - W21: Grey Wire Manager (10.5") - \$35 ea.

Premium Metal Finishes

- Specify Top Horn and Leg Metal Finish Color: \$1,010 (2) Piece Top, \$1,355 (3) Piece Top
- MFW: White, MFS: Silver, MFGG: Graphite Gray, MFSS: Salmon Sienna, MFSA: Surfing Aquavert, MFPS: Pistachio, MFOS: Oyster, MFNA: Navy, MFOL: Olive, MFGB: Grey Beige, MFGM: Gold

PLANK MATCH VENEER

- RPMV: Random Walnut Plank Match Veneer (Horizontal Grain with 25%+ Sap) - Add 10%. Clear coat only.

2 Select Finish

Click to view finishes

- WLF
- WAC
- WEC
- WOC
- WAM
- WCM
- WGW
- WBW
- WSW
- WNW
- WWP

WWW

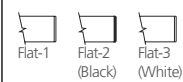
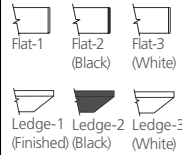
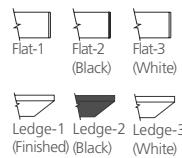
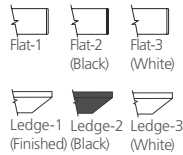
- TBCO
- TBSW
- TSTV
- TSMV
- TSLV
- TOBV
- WMO
- WNO
- WSO
- WLO

- GAC
- GOC
- GEC
- GAM
- GCM
- GNA +
- 5%
- GNW
- GSTV
- GSLV
- GWL
- LP01
- LF02
- LF03
- LN01
- LA02
- + 20%
- LW01
- LW02
- LW04

- MAC
- MEC
- MOC
- MGW
- MSW
- MTW
- MWL
- MNA
- MWW

3 Select Edge

Click to view edges



4 Select Hardware

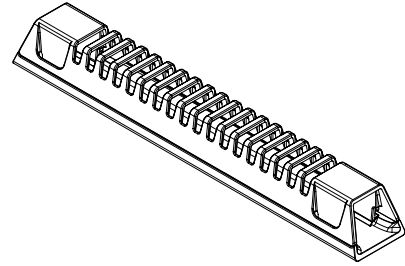

Click to view details

Hardware
N/A

Hardware
N/A

Hardware
N/A

Hardware
N/A



WIRE MANAGEMENT
horizontal j-channel wire management raceway

WIRE MANAGEMENT
horizontal wire management raceway

WIRE MANAGEMENT
horizontal u-channel wire management raceway

WIRE MANAGEMENT
coil wire manager

Style Number	List Price
W1	80 Per 4' section

Style Number	List Price
W21	35

Style Number	List Price
W2A	80 Per 4' section

Style Number	List Price
W18	160

Specifications

- 4' section for field installation.
- The "J" shape black thermoplastic wire raceway may be added to specified worksurface tops to provide concealed channeling of wires to and from worksurface grommets. For use in open kneespace areas, raceway is attachable to top of back panel with pan head screws. Interior dimensions are 1" x 1- 1/2" providing ample storage for multiple wires and excess cable. Front of raceway flexes out for easy cord insertion.

- Notes
- Units w/ Wire Channel Standard.
 - Field Installation

Specifications

- 10"W x 1.5"D x 1.25"H
- Grey Wire Manager (10.5")
- Power and data cables can be discretely housed and managed with the W21 Gray Wire Manager. This can be mounted in any location to metal frame or underside of conference tables and runs cables through a 1" channel from power module to hollow steel legs. This keeps cables organized under the table top. Release clips make it simple to snap on and off the Wire Manager for easy organization and access after attached to the table

- Notes
- Field installed

Specifications

- 4' section for field installation.

- Notes
- Units w/ Wire Channel Standard.
 - Field Installation

Specifications

- Weighted Base, Table attachment plate
- 39- 1/2" Length
- Black

- Notes
- Location

Aircharge wireless charging grommet

Style Number	List Price
 ACWG WIRELESS GROMMET	\$213

Specifications

- > When used with GROVE Tables an additional \$350 LIST will apply for the special cutout required.
- > AirCharge offers a convenient way to charge any Qi compatible smartphone or device without the need to carry charging cables or find an available power outlet.
- > The Aircharge is powered by the latest Qi compliant IC offering reliable and efficient wireless charging in a convenient 3" grommet hub. Simply place your phone on the Aircharge and an LED will confirm pairing and begin wireless charging.
- > Recess: Efficient space conservation and quick access
- > Input: DC 5V (with included AC power adapter), DC 9V, 1.67A (with optional QC 2.0 power adapter)
- > Output: 5 watts Max. with DC 5V, 2A power adapter, 10 watts Max. with QC 2.0 power adapter
- > Qi V1.2 compliant IC
- > Charging distance: 6mm Max.

Available: All DARRAN collections



Cove power unit - non-linking

Style Number	List Price
 PD-COVE PLUG Non-linking version	\$600

Specifications

- › Size 5.75"L x 2.5"W
- › (2) 15 Amp Receptacles and (2) USB charging ports
- › Surface Mount
- › 108" Cord
- › Standard Silver Finish, Available in White or Black Finish upon request
- › ETL Listed

Available: All DARRAN collections



Cove power unit with daisylink

Style Number List Price

STARTER UNITS

 COV-DCH HARDWIRED \$744

Includes (1) Cove unit with Hardwire Infeed - 120"

 COV-DCP PLUG \$872

Includes (1) Cove unit with Plug infeed -
Includes 72" Cord and 32" Infeed Jumper for 104" total cord infeed

ADDITIONAL LINKING UNITS

COV-DCL \$627 EACH

Includes Linking Cove unit and Jumper up to 96", cable length determined by the top size



Specifications

- > Size: 5.75"L x 2.5"W
- > (2) 15 Amp Receptacles and (2) 2.1 Amp USB charging ports
- > Surface Mount
- > Max Daisy Chain - Hardwire - (9) units; Plug/Corded - (4) units
- > Standard Silver Finish, Available in White or Black Finish upon request
- > ETL Listed

Available: All DARRAN collections

Cove corded series

Style Number	List Price
 PD-COVE-PKO	\$872

Specifications

- > Size 9.5"L x 2.5"W x 3.18"D
- > When used with GROVE Tables an additional \$350 LIST will apply for the special cutout required.
- > (2) Power Receptacles, (2) 2.1 Amp USB charging ports and (1) Telecom Plate Knockout
- > Surface Mount
- > 108" Cord
- > Standard Silver Finish, Available in White or Black Finish upon request
- > ETL Listed

Available: All DARRAN collections


Telecom Plates

RJ45 (1)	\$55
RJ45 (2)	\$110
RJ45 (3)	\$165
USB (1)	\$70
USB (2)	\$140
RJ11/RJ45	\$110
RJ45/USB	\$125
RJ45/HDMI	\$210
HDMI/DVI	\$325
HDMI/USB	\$205
HDMI/VGA	\$240
VGA/MINI-STEREO	\$155
VGA/USB	\$175

This pod can have up to 1 total plates.
 *All telecom connectors sold separately.



Keno power unit

Style Number	List Price
 PD-KENO	\$195

Specifications

- > Size 5.5"L x 2.125"W x 2.5"H
- > 2 TR AC Outlets
- > 14.2A USB module w/ 2 charging ports
- > 10' Power cord

Available: EdgeWorks, NSS Open, ThinkingQuietly



White



Black

Reef power unit with daisylink

Style Number	List Price
 REF310 PLUG	\$1199

Specifications

- > Size 16.1"L x 6.25"W x 4.89"D
- > When used with GROVE Tables an additional \$350 LIST will apply for the special cutout required.
- > (3) 120V Receptacles, (2) USB charging ports, 1 Data Plate Knockout, (2) Knockouts for RJ45 Data Ports
- > Surface Mount
- > 108" Cord
- > Features Convenience Plug on bottom of unit that allows for max (3) Daisy Chain
- > Standard Black Finish, Available in White or Silver Finish upon request
- > Additional Telecom Plate Knockout
- > RJ45 for Knockouts not required. If not ordered a small hole will be present in the pod in this this location
- > ETL Listed

Available: Conferencing

Telecom Plates

RJ45 (1)	\$55
RJ45 (2)	\$110
RJ45 (3)	\$165
USB (1)	\$70
USB (2)	\$140
RJ11/RJ45	\$110
RJ45/USB	\$125
RJ45/HDMI	\$210
HDMI/DVI	\$325
HDMI/USB	\$205
HDMI/VGA	\$240
VGA/MINI-STEREO	\$155
VGA/USB	\$175


This pod can have up to 1 total plates.
 *All telecom connectors sold separately.



Powered seamless grommet

Style Number	List Price
 Power/Plug	
PSG82-C: PLUG	\$2,044
* Not Available on Thermally Fused Laminate	

Additional Linking Units

Style Number	List Price
 Power/Plug	
PSG82-L: Linking	\$1590
*Covers up to 120" distance between pods	
* Not Available on Thermally Fused Laminate	

Specifications

- > Grommet comes with 2 Power Pods that are mounted under the Seamless Grommet. Pods daisylink together with (2) innerconnecting cables.
- > Soft close door
- > Size: 11.5"L x 8.25"W
- > (4) Power Receptacles per power pod, 8 total
- > 144" Power cord
- > Standard Black Finish
- > UL Listed
- > (2) 2.1 Dual USB ports per pod, 4 total
- > (2) Data ports per pod, 4 total
- > Contact customer service when daisy chaining 2 Seamless grommets together.

Available: ThinkingQuietly, EdgeWorks, Rift, Conference

Telecom Plates	
RJ45 (1)	\$55
RJ45 (2)	\$110
RJ45/HDMI	\$210
HDMI/VGA	\$240
RJ45/VGA	\$210

This pod can have up to 1 total plates.
 *All telecom connectors sold separately.



Seclusion corded power unit non-linking

Style Number	List Price
--------------	------------



P2SECL	\$268
--------	-------

Choose from plate mount or clamp mount
(seen in photo)

Specifications

- > Size: 3.5"L x 2.2"D x 2.5"H
- > (2) Power Receptacles
- > Worksurface Clamp Mount or Plate Under Surface Mount
- > Clamp Accessory accommodates table thickness up to 2"
- > 72" Cord
- > Standard Silver Finish, Black Finish available upon request
- > UL/UCL Listed

Available: All DARRAN collections



Clamp Mount

Soba wire manager

Style Number	List Price
STARTER UNITS	
SCDW	\$218
White wire manager	
SCDB	\$218
Black wire manager	

Specifications

- › Dimensions: 9ft x 9in x 3.15in
- › Zips up, bundles and routes loose, messy cables into a single tube
- › Routes and guides cables behind desks, TVs, and anywhere cables tend to get messy
- › Accommodates large or small cables, up to three cables at once
- › Support channels, used to route cables, include powerful adhesive backing which allows easy attachment to surfaces.

Available: All DARRAN collections




Tully power unit

Style Number	List Price
 PD-TULLY	\$436

Specifications

- > 5.5" W x 3.2" H x 1.81" D
- > Finish: Smooth molded plastic integrated within a single piece cover
- > Mounts to the edge of your work surface, with no table cut outs or installation required.
- > (2) Power receptacles, (2) USB 2.1 Amp ports
- > 72" Cord (10' cord available, contact customer service).
- > Standard in White. Available in gray, black, neon red, harvest pumpkin, light green, daisy blue.
- > UL310, Class 2, FCC Part 15A approved
- > Clamp accessory accomodates table thickness from .75"-1.5"

Available: EdgeWorks, NSS Open, ThinkingQuietly.




Tully data power unit

Style Number	List Price
 PD-TULLY-DATA	\$436

Specifications

- > 5.5" W x 3.2" H x 1.81" D
- > Finish: Smooth molded plastic integrated within a single piece cover
- > Mounts to the edge of your work surface, with no table cut outs or installation required.
- > (2) Power receptacles, (2) knockouts for HDMI, VGA, or RJ45 (Please specify).
- > 72" Cord (10' cord available, contact customer service).
- > Standard in White. Available in gray, black, neon red, harvest pumpkin, light green, daisy blue.
- > UL310, Class 2, FCC Part 15A approved
- > Clamp accessory accomodates table thickness from .75"-1.5"
- > Includes 2 wire management grommets

Available: Bota booth table





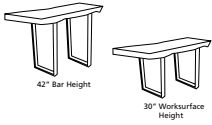
Grove Price List

Effective November 1, 2022

Date	Page	Modification	Description
11.07.22	3	Metal Finish	Added Dark Bronze and Matte Gold Metal Finish
11.10.22		Price Increase	9% price increase applied to all items except for options
4.20.23		Increased price of VILLA Power	unit with daisylink starter units
6.20.23		Removed DUAL power systems	

Statement of Line
Features & Advantages1
Live Edge Warranty & Care.....2
Live Edge tables.....3
Stools4
Power & Data.....7

Statement of Line



Page 3
Live Edge
Live Edge Conference Table



Page 4
Round Tables
Round Acacia Stool Or Table



Page 5
Square Table
Square Acacia Stool Or Table

DARRAN®


Grove Features & Advantages

From Table edge to the leg:
120" = 17" Inset
96" = 12" Inset
76" = 10" Inset

Butterflies are hand placed based on the tables natural cracks. Natural cracks in the wood are considered normal and enhance the beauty of the tables.

Every table is unique with live edge detailing

Metal legs standard in black. Optional in matte black and silver.



The Acacia tree is fast growing and known for its beautifully figured grain and distinct sap lines.

Solid slabs can vary from 2" - 3" thick.

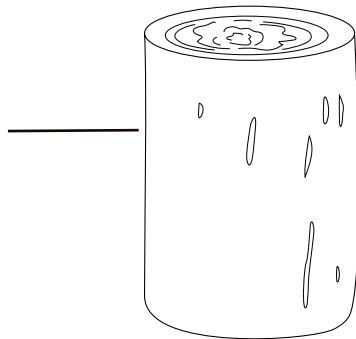


Finish

Each Grove slab features a protective clear coat to enhance the natural cracks of the solid wood.

Welltech Finish delivers a superior furniture coating with exceptional performance that can withstand stringent cleaning agents and possesses unparalleled durability, allowing DARRAN to provide lasting, sustainable products to our customers.

Every stool or table is unique with live edge detailing



Butterflies are hand placed based on the stools natural cracks. Natural cracks in the wood are considered normal and enhance the beauty of the stools.

Stool depth varies

Powerports

Choose Byrne's Salt power port. Salt includes two powered USB ports. Salt power ports can be added to square stools only.

DARRAN®

The DARRAN Grove Collection features natural live edge solid wood slab tables. The Grove slabs are all individually unique with different grain variations, knots, variations in color, splits, and holes that all add to the natural beauty of each table. The natural characteristics are further enhanced by a protective varnish top coat that provides superior resistance to water marks, heat damage, chemical contact, and scratch resistance.

Warranty

All tables and bases have a one-year warranty. We will repair or replace (at our option) any faulty product deemed to have been caused by manufacturing defects. Live edge materials have inherent inconsistencies, natural defects and irregularities that are part of their unique nature. These are considered to be desired effects. Solid wood adjusts different times of the year to the moisture content of the air. In a sense the wood breathes. Wood will also adjust to the moisture content of your office and its surroundings. You may notice your slab furniture piece move and develop small cracks or dips. This is normal. Slab furniture cannot be compared to other solid wood furniture pieces. This product will have movement during its life and this is just the nature of natural wood slab furniture.

Care

In order to maintain the natural beauty of your Grove table, DARRAN recommends the following:

- › Clean your Grove Table using a soft, damp cloth with a mild soap and wipe dry.
- › DARRAN's protective varnish top coat uses the latest advanced finishing technology to preserve the beauty of each Grove Table. Even with this protection, DARRAN recommends the use of coasters with drinks and to clean up any spilled liquids immediately. Avoid direct contact with hot items, harsh chemicals, and some plastic feet on desk accessories as they could damage the finish.
- › Take into account the humidity levels. This natural solid wood will continually contract and expand throughout its life and it will remain very sensitive to abrupt environment change, such as humidity, long after it has been harvested. Humidity levels should always remain between 30-50% to preserve your Grove table. Exposure to extreme fluxuations can cause additional cracking in the slab and would not be considered a manufacturer defect. A furniture repair expert can secure a new crack with a wood butterfly and then recoat the top.
- › Avoid placing your table in direct sunlight to prevent wood bleaching and color changes associated with UV exposure.

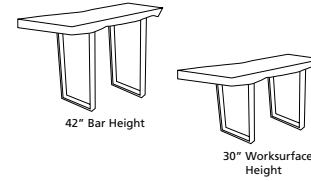
Grove Live Edge Warranty & Care



Grove

Live Edge
Live Edge Conference Table

[Click here to view statement of line](#)



1 Select Model

Weight

w" x d" x h"

	Weight	Standard Veneer Top Standard Veneer Chassis	Premium Veneer Top Premium Veneer Chassis	High Pressure Laminate Top Veneer Chassis	Thermally Fused Laminate Top Thermally Fused Laminate Chassis
42" Bar Height					
120 Width	775	GRO12042RE400W 19218	"P" Option N/A	"G" Option N/A	"M" Option N/A
96 Width	575	GRO9642RE400W 12271	"P" Option N/A	"G" Option N/A	"M" Option N/A
76 Width	375	GRO7642RE400W 9152	"P" Option N/A	"G" Option N/A	"M" Option N/A
30" Worksurface Height					
120 Width	750	GRO12030RE400W 18735	"P" Option N/A	"G" Option N/A	"M" Option N/A
96 Width	550	GRO9630RE400W 11951	"P" Option N/A	"G" Option N/A	"M" Option N/A
76 Width	350	GRO7630RE400W 8847	"P" Option N/A	"G" Option N/A	"M" Option N/A

*Table depth and thickness varies. Images of inventory and slab dimensions can be viewed at darran.com under the Grove collection.

2 Select Finish

WLE

[Click to view finishes](#)

3 Select Edge

[Click to view edges](#)

Edge
N/A

4 Select Hardware

[Click to view details](#)

Hardware
N/A

Product Features

- Black Metal Legs are standard
- Tops are 2" - 3" thick
- Bases have adjustable glides for leveling

Notes

- Butterflies are hand placed based on the tables natural characteristic
- Natural cracks in the wood are considered normal and enhance the beauty of the table
- Slabs are cut from the Acacia Tree and has figured grain with distinct sap line edges

Options

Premium Finish Option

- Specify base in premium Metal Finish (MFS: Silver, MFMB: Matte Black, MFDB: Dark Bronze, MFGM: Matte Gold) - \$160 per base
- Specify W17 wire management in premium Metal Finish - (MFS: Silver, MFMB: Matte Black, MFDB: Dark Bronze, MFGM: Matte Gold) - \$55
- Specify W20 wire management in premium Metal Finish - (MFS: Silver, MFMB: Matte Black, MFDB: Dark Bronze, MFGM: Matte Gold) - \$80

Wire Management

- W17: Wire management cover - \$80 For 30" worksurface height
- W20: Wire management cover - \$105 For 42" worksurface height

Grove

Round Tables

Round Acacia Stool Or Table



[Click here to view statement of line](#)

1 Select Model

w" x d" x h"
 12 dia x 17 50
 16 dia x 21 60
 * Stool or Table depth varies

Weight

Standard Veneer Top Standard Veneer Chassis	Premium Veneer Top Premium Veneer Chassis	High Pressure Laminate Top Veneer Chassis	Thermally Fused Laminate Top Thermally Fused Laminate Chassis
GRO1217AS372W 564	"P" Option N/A	"G" Option N/A	"M" Option N/A
GRO1621AS372W 1140	"P" Option N/A	"G" Option N/A	"M" Option N/A

Product Features

Notes

- Butterflies are hand placed based on the tables natural characteristic
- Natural cracks in the wood are considered normal and enhance the beauty of the table
- Stools are cut from the Acacia tree and has figured grain with distinct sap line edges

2 Select Finish

Click to view finishes WLE

WLE

3 Select Edge

Click to view edges

Edge
N/A

4 Select Hardware

Click to view details

Hardware
N/A

Grove

Square Table

Square Acacia Stool Or Table



[Click here to view statement of line](#)

1 Select Model

w" x d" x h"
12 x 12 x 18
* Stool or Table depth varies

Weight

60

Standard Veneer Top Standard Veneer Chassis	Premium Veneer Top Premium Veneer Chassis	High Pressure Laminate Top Veneer Chassis	Thermally Fused Laminate Top Thermally Fused Laminate Chassis
GRO1212CM373W 813	"P" Option N/A	"G" Option N/A	"M" Option N/A

Product Features

Notes

- Butterflies are hand placed based on the tables natural characteristic
- Natural cracks in the wood are considered normal and enhance the beauty of the table
- Stools are cut from the Acacia tree and has figured grain with distinct sap line edges

Options

Power

- PDS01-G: Salt (Powered USB) - \$464
- See power page for color options

2 Select Finish

[Click to view finishes](#)

WLE

3 Select Edge

[Click to view edges](#)

Edge
N/A

4 Select Hardware

[Click to view details](#)

Hardware
N/A

Cove power unit - non-linking for Grove

Style Number	List Price
--------------	------------



PD-COVE-G PLUG	\$918
----------------	-------

Non-linking version

When used with GROVE Tables an additional \$350 LIST applies for the special cutout required. List price above is reflective of the additional \$350 charge.



Specifications

- > Size 5.75"L x 2.5"W
- > 2) 15 Amp Receptacles and (2) USB charging ports
- > Surface Mount
- > 108" Cord
- > Standard Silver Finish, Available in White or Black Finish upon request
- > ETL Listed

Available: All DARRAN collections



Cove power unit with daisylink for Grove

Style Number	List Price
STARTER UNITS	
 COV-DCH-G HARDWIRED Includes (1) Cove unit with Hardwire Infeed - 120"	\$1156
 COV-DCP-G PLUG Includes (1) Cove unit with Plug infeed - Includes 72" Cord and 32" Infeed Jumper for 104" total cord infeed	\$1254
ADDITIONAL LINKING UNITS	
COV-DCL-G	\$1009 EACH

Includes Linking Cove unit and Jumper up to 96", cable length determined by the top size
 When used with GROVE Tables an additional \$350 LIST applies for the special cutout required. List price above is reflective of the additional \$350 charge.

Specifications

- > Size: 5.75"L x 2.5"W
- > (2) 15 Amp Receptacles and (2) 2.1 Amp USB charging ports
- > Surface Mount
- > Max Daisy Chain - Hardwire - (9) units; Plug/Corded - (4) units
- > Standard Silver Finish, Available in White or Black Finish upon request
- > ETL Listed

Available: Grove



Cove corded series for Grove

Style Number	List Price
 PD-COVE-PKO-G	\$1254

When used with GROVE Tables an additional \$350 LIST applies for the special cutout required. List price above is reflective of the additional \$350 charge.

Specifications

- > Size 9.5"L x 2.5"W x 3.18"D
- > (2) Power Receptacles, (2) 2.1 Amp USB charging ports and (1) Telecom Plate Knockout
- > Surface Mount
- > 108" Cord
- > Standard Silver Finish, Available in White or Black Finish upon request
- > ETL Listed

Available: Grove

Telecom Plates

RJ45 (1)	\$55
RJ45 (2)	\$110
RJ45 (3)	\$165
USB (1)	\$70
USB (2)	\$140
RJ11/RJ45	\$110
RJ45/USB	\$125
RJ45/HDMI	\$210
HDMI/DVI	\$325
HDMI/USB	\$205
HDMI/VGA	\$240
VGA/MINI-STEREO	\$155
VGA/USB	\$175

This pod can have up to 1 total plates.
 *All telecom connectors sold separately.



Salt power port for Grove stool

Style Number List Price



GROVE

PDS01-G Salt (powered USB) \$464

Available on Grove square stool only. When used on Grove stool an additional \$200 list applies for the special cutout. List price above is reflective of the additional \$200 charge.

Specifications

- > Salt port includes 2 power USB
- > Cord is 48" long
- > Spill-proof technology

Available: Grove square stool



Salt powered USB



Reef power unit with daisylink for Grove

Style Number List Price



REF310-G PLUG \$1581

When used with Grove tables an additional \$350 list applies for the special cutout required. List price above is reflective of the additional \$350 charge.

Specifications

- > Size 16.1"L x 6.25"W x 4.89"
- > (3) 120V Receptacles, (2) USB charging ports, 1 Data Plate Knockout, (2) Knockouts for RJ45 Data Ports
- > Surface Mount
- > 108" Cord
- > Features Convenience Plug on bottom of unit that allows for max (3) Daisy Chain
- > Standard Black Finish, Available in White or Silver Finish upon request
- > Additional Telecom Plate Knockout
- > RJ45 for Knockouts not required. If not ordered a small hole will be present in the pod in this this location
- > ETL Listed

Available: Grove

Telecom Plates

RJ45 (1)	\$55
RJ45 (2)	\$110
RJ45 (3)	\$165
USB (1)	\$70
USB (2)	\$140
RJ11/RJ45	\$110
RJ45/USB	\$125
RJ45/HDMI	\$210
HDMI/DVI	\$325
HDMI/USB	\$205
HDMI/VGA	\$240
VGA/MINI-STEREO	\$155
VGA/USB	\$175

This pod can have up to 1 total plates.
*All telecom connectors sold separately.



VILLA Power unit with daisylink for Grove

Style Number	List Price
--------------	------------

STARTER UNITS

 VIL-DCH-G HARDWIRED	\$1330
---	--------

Includes (1) Villa unit with 120" Hardwire Infeed

 VIL-DCP-G PLUG	\$1330
--	--------

Includes (1) Villa with Plug Infeed - Includes 72" Cord and 32" Infeed Jumper for 104" total cord infeed

ADDITIONAL LINKING UNITS

VIL-DCL-G ADDITIONAL	\$1300
----------------------	--------

(Includes linking Villa and Jumper cable up to 96")

Specifications

- > Size: Top Grommet 5.68"L X 3.39"W; Under Top 12"L x 3.13"W x 3.08"D
- > (4) Power receptacles; (2) surface and (2) undersurface, (2) 2.1A USB charging ports and (1) Knockout for RJ45 Data Port
- > Surface Mount
- > Daisy Chain - Hardwire Max (10) Units, Plug/Corded Max (5) Units
- > Standard Silver Finish, Black Finish available upon request
- > UL or ETL Certified

Available: Grove

RJ45 Knockout RJ45 (1)	\$55
---------------------------	------





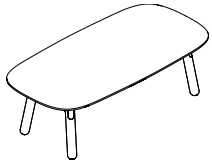
Roki Price List

Effective November 1, 2022

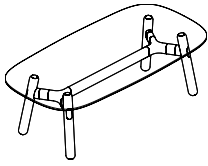
Date	Page	Modification	Description
10/25/22			Removed Copper as a Premium finish on all items
11/01/22		New Metal Finish	Added MFDB: Dark Bronze as a finish
11/10/22		Price Increase	9% price increase applied to all items
11.22.22		New Metal Finish	Added MFGM: Matte Gold
12.21.22	4	Removed Ash Veneers	

Statement of Line
Fabric seat & leather program.....1
Finishes4
Metal finishes | Specifications.....5
Cocktail Tables.....6
Conference Tables8
Pedestals16
Guest Chair18
Stools20


Statement of Line



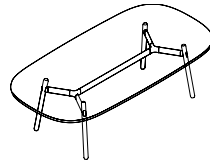
Page 6
Cocktail Table
Cocktail Table - Wood Top




Page 7
Cocktail Table
Cocktail Table - Glass Top



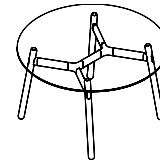
Page 8
Conference Table
Rectangle - Wood Top




Page 9
Conference Table
Rectangle - Glass Top



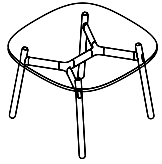
Page 10
Conference Table
Round - Wood Top



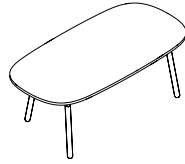
Page 11
Conference Table
Round - Glass Top



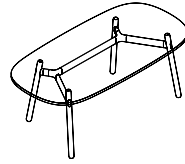
Page 12
Conference Table
Square - Wood Top



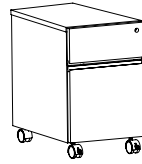
Page 13
Conference Table
Square - Glass Top




Page 14
Desk
Table Desk- Wood Top



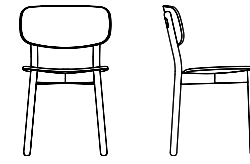
Page 15
Desk
Table Desk - Glass Top



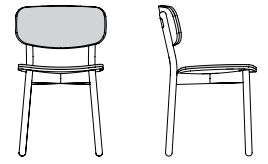
Page 16
Pedestals
Open Plan Mobile Desk Pedestal
With Casters



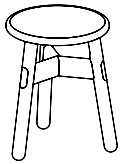
Page 17
Pedestals
Open Plan Mini Mobile Desk
Pedestal With Casters




Page 18
Chair
Guest Chair




Page 19
Chair
Upholstered Guest Chair



Page 20
Stool
Three Legged Guest Height Stool



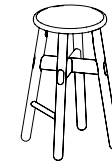
Page 21
Stool
Three Legged Upholstered Guest
Height Stool



Page 22
Stool
Four Legged Guest Height Stool



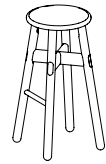
Page 23
Stool
Four Legged Upholstered Guest
Height Stool



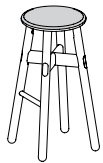
Page 24
Stool
Counter Height Stool



Page 25
Stool
Upholstered Counter Height Stool



Page 26
Stool
Barstool



Page 27
Stool
Upholstered Barstool

Seating & fabric leather program

DARRAN has partnered with some of the most prestigious fabric suppliers of the office furniture industry to bring you quality fabrics that are engaging designs, environmentally friendly and durable for years to come. The majority of fabrics we have graded-in are in heavy supply making it most likely available on our Quickship however, we cannot guarantee stock. If you do not see the fabric you wish to include in a project, please contact our Factory to see if this pattern can be graded in at 800.334.7891.

Fabrics & Leathers

Please visit our Seating Fabrics page at darran.com/textilesleather

Camira
www.camirafabrics.com
 800.334.789

Wollsdorf
www.wollsdorf.com
 336.884.5005

CFStinson
www.cfstinson.com
 800.841.6279

Green Hides
www.greenhides.com
 336.315.9720

DesignTex
www.designtex.com
 800.797.4949

Maharam
www.maharam.com
 800.645.3943

Momentum Textiles
www.momentumtextiles.com
 800.366.6839

Ultrafabrics
www.ultrafabricsinc.com
 800.334.7891

Application instructions must be specified on the purchase order or COM / COL submission form. In the absence of application instructions, DARRAN will apply materials accordingly.

CAL117

All DARRAN seating products conform to California Technical Bulletin 117 as a minimum standard.

CAL133

To meet the California Technical Bulletin 133 flammability regulation, a combination of proper materials must be used to pass, as it tests the fire resistance of a finished product. Flame resistant fabric, a fire blocker material and special foam must be used to pass CAL133 fire codes.

Testing is available for all seating products with the following fees and considerations:

- If laboratory certification is not required, any style can be manufactured to comply with California Technical Bulletin 133 for \$75 list per yard required. (Customer's Own Materials must factor in additional yardage requirements based on repeat.)
- The purchase order must clearly indicate the requirement of California Technical Bulletin 133
- If laboratory California Technical Bulletin 133 certification is required, the cost of testing a chair is \$820 NET, plus the cost of the chair and covering material.
- An additional lead time of 4 to 6 weeks is required for testing for CAL133.
- Once testing is completed, we will provide a certification letter specific to the sample tested for CAL133.
- DARRAN's manufacturing procedures for California TB 133 compliance are based on the testing of representative style with specific fabrics. Please contact Customer Service for an updated list of tested models.
- A copy of test certification is available upon request.

Combination fabrics

DARRAN is pleased to offer customers the design freedom of combination fabrics. When using fabric, vinyl or leather combinations, pricing will be as follows:

- When combining two materials of the same grade, pricing will be specified grade + 5%.
- If combining two materials of different grades or leather/ fabric combination, use the highest grade/price + 5%.
- If using COM or COL, pricing will be COM or COL + 5%. If both COM + COL are used in combination, use COL + 5%

COM/COL ordering instructions

Please complete the COM Submission Form prior to ordering the fabric from the supplier. All COM fabrics must be approved prior to order submission. Please refer to our website or contact DARRAN Seating Customer Service for an updated list of preapproved COM fabrics. Application instructions must be specified on the purchase order or COM/COL submission form. In the absence of application instructions, DARRAN will apply materials in the best manner and cannot be held responsible for tailoring or application objections after upholstery. COM orders will be scheduled for production after receipt of the material. Packages must be clearly marked and the fabric must be first quality, continuous yardage.

COM/COL yardage requirements

The yardage requirements stated in this price list for each style are calculated using 54" wide, non-directional fabrics. For fabrics with a different width or for patterns with repeats, please refer to the below chart to calculate the additional percent of fabric required:

Fabric Width	Plain Fabric	2"- 14" Repeat	15"- 19" Repeat	20"- 27" Repeat	28"- 36" Repeat
54"	0	15%	20%	25%	30%
53"	6%	19%	24%	28%	36%
52"	13%	23%	28%	33%	38%
51"	19%	26%	31%	36%	41%
50"	25%	30%	35%	40%	45%
49"	30%	35%	40%	45%	50%
48"	35%	40%	45%	50%	55%
47"	45%	50%	55%	58%	65%

DARRAN®

NOTE: Prior To Completion Of This Form, Please Refer To Our Graded In Materials Program For Preapproved Fabrics/Leathers.

COM/COL Approval

DARRAN Furniture Industries
2402 Shore Street, High Point, NC 27263
ATTN: Seating Division / COM/COL Approval
TAG: DARRAN Purchase Order Number

Shipping approved COM/COL materials

DARRAN Furniture Industries
2402 Shore Street, High Point, NC 27263
ATTN: Seating Division / COM/COL Approval
TAG: DARRAN Purchase Order Number

Please complete this form, attach a 6"x 6" sample and mail to the COM/COL APPROVAL address shown above.
This form can also be downloaded from our website at www.darran.com/leathers OR www.darran.com/fabrics

Purchase Order # _____

Dealer's Name _____

Contact _____

Address _____

Telephone _____

Email _____

Chair Stlye _____

Manufacturer _____

Pattern Name _____

Pattern Color _____

Content _____

Repeat _____

Please specify any special requirements and check the application above.

Roki Seating Fabric & Leather Program


ATTACH 6" X 6" FABRIC/LEATHER SAMPLE HERE

NOTE
Actual Fabric/Leather samples needed instead of digital images. If digital images are sent in lieu of samples, DARRAN will only verify the pattern and will not take responsibility for color variances that cannot be verified due to printing restrictions


In the absence of application instructions, DARRAN will apply the material in the best manner and cannot be held responsible for tailoring or application objections after upholstering.

Unless otherwise instructed on the purchase order, excess COM materials will be recycled at the discretion of DARRAN after six months of the original product ship date.

The COM approval solely pertains to the application of the fabric onto the specified DARRAN seating product. DARRAN's approval or acceptance does not constitute any responsibility or warranty to the overall appearance, durability, flammability, defects, dye lot variations or colorfastness of the COM. It is the customer's responsibility to ensure the COM meets CAL 117 compliance and are first quality continuous goods.



RAILROAD



SETUP

STANDARD VENEER	PREMIUM VENEER	HIGH PRESSURE LAMINATE	THERMALLY FUSED LAMINATE
WEC Ebony	N/A.....	GEC Ebondy.....	MEC Ebony
WLO Lofty Oak.....	N/A.....	N/A	N/A
WAM Alabaster Maple on Ash.....	N/A.....	GAM Alabaster Maple.....	N/A
WOW Clear Walnut on Walnut	N/A.....	N/A	N/A
WEW Executive Walnut.....	N/A.....	GEW Executive Walnut.....	N/A
WGW Gunstock Walnut.....	N/A.....	N/A	MGW Gunstock Walnut
WBW Henna Walnut.....	N/A.....	N/A	N/A
WSW Smokey Walnut	N/A.....	N/A	N/A
WNW Natural Walnut.....	N/A.....	GNW Natural Walnut	N/A
WWP Designer White Paint on Ash.....	N/A.....	N/A	N/A
WSO Salted Oak on Ash	N/A.....	N/A	N/A
N/A.....	N/A.....	GWL Designer White	MWL Designer White

*All veneer finishes are standard in a matte 5% sheen.

Send 3x3 or larger finish chip for color match. Custom finish upcharge is 3% or \$250 Net (whichever is greater).



Finish

Welltech Finish delivers a superior furniture coating with exceptional performance that can withstand stringent cleaning agents and possesses unparalleled durability, allowing DARRAN to provide lasting, sustainable products to our customers.

Veneer and HPL tops

Veneer tops and high-pressure laminate tops feature a 45-pound density substrate with balanced 3-ply construction. Tops are 1-1/2” thick. DARRAN only uses HPVA A Grade Flat Cut Cherry, Maple, and Walnut Veneers and A Grade Quartered Oak. Cherry and Walnut veneers are book-matched. Oak, Maple are slip-matched. Veneer tops feature a 3mm external solid hardwood band, HPL tops features a 2mm flat PVC band or a 1mm laminate self-edge.

Table construction

Table bases are constructed from 1” thick solid Oak or Walnut. Parts are securely fastened together using rails that are bored and joined with wood fasteners. Legs are pre-board to accept a tee nut for the adjustable glide.

Adjustable glides

Glides provide 1" of vertical leveling adjustment. Glide bottom is smooth nylon material.

Bright ideas

Metal accents are standard in white. Optional colors enhance the modern look and can match interior or corporate colors.

Premium Metal Finish: Priced per unit on product page.



MFW White
Satin Finish
(Standard)

MFMB Matte Black
Matte Finish
(Premium)

MFGG Graphite Gray
Matte Finish
(Premium)

MFS Silver
Satin Finish
(Premium)

MFG Gray
Satin Finish
(Premium)



MFSA Surfin Aquavert
Matte Finish
(Premium)

MFOS Oyster
Matte Finish
(Premium)

MFPS Pistachio
Matte Finish
(Premium)

MFNA Navy
Matte Finish
(Premium)

MFSS Salmon Sienna
Matte Finish
(Premium)



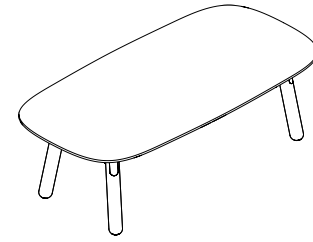
MFOL Olive
Matte Finish
(Premium)

MFGB Grey Beige
Matte Finish
(Premium)

Roki

Cocktail Table
Cocktail Table - Wood Top

[Click here to view statement of line](#)



1 Select Model

w" x d" x h"
48 x 24 x 18

Weight
60

Standard Veneer Top Solid Wood Base		Premium Veneer Top Solid Wood Base		High Pressure Laminate Top Solid Wood Base		Thermally Fused Laminate Top Solid Wood Base	
--	--	---------------------------------------	--	---	--	---	--

ROK4824RE111W	2887	"P" Option N/A		ROK4824RE111G	2674	ROK4824RE111M	2373
---------------	------	----------------	--	---------------	------	---------------	------

Product Features

- 1" Thick top
- WellTech Finish Technology on wood tops
- Metal in standard MFW White
- Solid Ash (standard), optional Solid Walnut legs
- Radius corners
- 1" Adjustable glides
- Ships assembled

Notes

- All veneer finishes are 5% matte sheen

Options

Premium Metal Finishes

- Specify Rail and End Cap Metal Finish Color. MFMB: Matte Black, MFS: Silver, MFSS: Salmon Sienna, MFSA: Surfin Aquavert, MFPS: Pistachio, MFOS: Oyster, MFNA: Navy, MFOL: Olive, MFGB: Grey Beige MFGG: Graphite Gray, MFG: Gray, MFDB: Dark Bronze, MFGM: Matte Gold - \$400

2 Select Finish

[Click to view finishes](#)

Top Finishes	Wood legs
WEC	WEC WSW +
WLO	WLO 15%
WAM	WAM WNW +
WOW	WOW + 15%
WEW	15% WWP
WGW	WEW + 15%
WBW	15%
WSW	WGW + 15%
WNW	15%
WWP	WBW + 15%

Metal Finish
MFW White (Standard). WGW
Optional Metal Finishes
are available, See
options

Top Finishes	Wood legs
GEC	WEC
GAM	WLO
GEW	WAM
GNW	WOW + 15%
GWL	WEW + 15%
	WNW + 15%
	WWP

Top Finishes	Wood legs
MEC	WEC
MGW	WLO
MWL	WAM
MNA	WOW + 15%
	15%
	WGW + 15%
	15%
	WWP

3 Select Edge



4 Select Hardware

Hardware
N/A

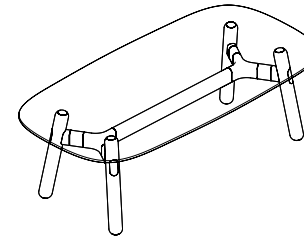
Hardware
N/A

Hardware
N/A

Roki

Cocktail Table
Cocktail Table - Glass Top

[Click here to view statement of line](#)



1 Select Model

w" x d" x h"
48 x 24 x 18

Weight
60

	Glass Top	Solid Wood Base			
	ROK4824RE111S	2434			

Product Features

- 1/2" Thick clear glass top with flat polished edges
- Metal in standard MFW White
- Solid Ash (standard), optional Solid Walnut legs
- Radius corners
- 1" Adjustable glides
- Ships KD

Notes

- All veneer finishes are 5% matte sheen

Options

Premium Metal Finishes

- Specify Rail and End Cap Metal Finish Color. MFMB: Matte Black, MFS: Silver, MFSS: Salmon Sienna, MFSA: Surfin Aquavert, MFPS: Pistachio, MFOS: Oyster, MFNA: Navy, MFOL: Olive, MFGB: Grey Beige MFGG: Graphite Gray, MFG: Gray, MFDB: Dark Bronze, MFGM: Matte Gold - \$400

2 Select Finish

[Click to view finishes](#)

Wood legs

- WEC
- WLO
- WAM
- WOW + 15%
- WEW + 15%
- MFW White (Standard): WGW + 15%
- Optional Metal Finishes: WBW + 15%
- are available, See WSW + 15%
- options WNW + 15%
- WWP

Metal Finish

MFW White (Standard): WGW + 15%

Optional Metal Finishes: WBW + 15%
are available, See WSW + 15%
options WNW + 15%

3 Select Edge




Flat

4 Select Hardware

Hardware
N/A

Roki

Conference Table
Rectangle - Wood Top



[Click here to view statement of line](#)

1 Select Model

w" x d" x h"	Weight
Conference Height	
72 x 36 x 29	135
84 x 42 x 29	160
96 x 48 x 29	195
Counter Height	
72 x 36 x 36	140
Bar Height	
72 x 36 x 42	145

	Standard Veneer Top Solid Wood Base		Premium Veneer Top Solid Wood Base		High Pressure Laminate Top Solid Wood Base		Thermally Fused Laminate Top Solid Wood Base	
	ROK7236RE121W	3967	"P" Option N/A		ROK7236RE121G	3967	ROK7236RE121M	3349
	ROK8442RE121W	4471	"P" Option N/A		ROK8442RE121G	4471	ROK8442RE121M	3668
	ROK9648RE121W	4911	"P" Option N/A		ROK9648RE121G	4911	ROK9648RE121M	3950
	ROK7236RE131W	4273	"P" Option N/A		ROK7236RE131G	4273	ROK7236RE131M	3600
	ROK7236RE141W	4476	"P" Option N/A		ROK7236RE141G	4476	ROK7236RE141M	3747

Product Features

- 1" Thick top
- WellTech Finish Technology on wood tops
- Metal in standard MFW White
- Solid Ash (standard), optional Solid Walnut legs
- Radius corners
- 1" Adjustable glides
- Ships KD

Notes

- All veneer finishes are 5% matte sheen

Options

Premium Metal Finishes

- Specify Rail and End Cap Metal Finish Color. MFMB: Matte Black, MFS: Silver, MFSS: Salmon Sienna, MFSA: Surfin Aquavert, MFPS: Pistachio, MFOS: Oyster, MFNA: Navy, MFOL: Olive, MFGB: Grey Beige MFGG: Graphite Gray, MFG: Gray, MFDB: Dark Bronze, MFGM: Matte Gold - \$400

2 Select Finish

Click to view finishes

Metal Finish

MFW White (Standard).
Optional Metal Finishes
are available, See
options

Top Finishes	Wood legs
WEC	WEC WSW +
WLO	WLO 15%
WAM	WAM WNW +
WOW	WOW + 15%
WEW	15% WWP
WGW	WEW + 15%
WBN	15% WGW +
WNN	15% WBN +
WWP	15%

Top Finishes	Wood legs
GEC	WEC
GAM	WLO
GEW	WAM
GNW	WOW + 15%
GWL	WEW + 15%
	WNW + 15%
	WWP

Top Finishes	Wood legs
MEC	WEC
MGW	WLO
MWL	WAM
MNA	WOW + 15%
	15%
	WGW + 15%
	15%
	WWP

3 Select Edge



4 Select Hardware

Hardware
N/A

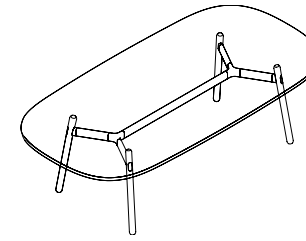
Hardware
N/A

Hardware
N/A

Roki

Conference Table
Rectangle - Glass Top

[Click here to view statement of line](#)



1 Select Model

w" x d" x h"
72 x 36 x 29
84 x 42 x 29

Weight
135
160

	Glass Top	Solid Wood Base			
	ROK7236RE121S	3919			
	ROK8442RE121S	4243			

Product Features

- 1/2" Thick clear glass top with flat polished edges
- Metal in standard MFW White
- Solid Ash (standard), optional Solid Walnut legs
- Radius corners
- 1" Adjustable glides
- Ships KD

Notes

- All veneer finishes are 5% matte sheen

Options

Premium Metal Finishes

- Specify Rail and End Cap Metal Finish Color. MFMB: Matte Black, MFS: Silver, MFSS: Salmon Sienna, MFSA: Surfin Aquavert, MFPS: Pistachio, MFOS: Oyster, MFNA: Navy, MFOL: Olive, MFGB: Grey Beige MFGG: Graphite Gray, MFG: Gray, MFDB: Dark Bronze, MFGM: Matte Gold - \$400

2 Select Finish

[Click to view finishes](#)

Wood legs

- WEC
- WLO
- WAM
- WOW + 15%
- WEW + 15%
- WGW + 15%
- Optional Metal Finishes WBW + 15%
- are available, See WSW + 15%
- options WNW + 15%
- WWP

Metal Finish
MFW White (Standard)
Optional Metal Finishes
are available, See
options

3 Select Edge




Flat

4 Select Hardware

Hardware
N/A

Roki

Conference Table
Round - Wood Top



[Click here to view statement of line](#)

1 Select Model

w" x d" x h"
Conference Height
48 DIA x 29
54 DIA x 29
Counter Height
48 DIA x 36
54 DIA x 36
Bar Height
48 DIA x 42
54 DIA x 42

Weight	Standard Veneer Top Solid Wood Base		Premium Veneer Top Solid Wood Base		High Pressure Laminate Top Solid Wood Base		Thermally Fused Laminate Top Solid Wood Base	
105	ROK4848RD121W	3520	"P" Option N/A	ROK4848RD121G	3520	ROK4848RD121M	2969	
105	ROK5454RD121W	3827	"P" Option N/A	ROK5454RD121G	3827	ROK5454RD121M	3153	
110	ROK4848RD131W	3685	"P" Option N/A	ROK4848RD131G	3685	ROK4848RD131M	3133	
110	ROK5454RD131W	3992	"P" Option N/A	ROK5454RD131G	3992	ROK5454RD131M	3317	
115	ROK4848RD141W	3747	"P" Option N/A	ROK4848RD141G	3747	ROK4848RD141M	3195	
115	ROK5454RD141W	4054	"P" Option N/A	ROK5454RD141G	4054	ROK5454RD141M	3378	

Product Features

- 1" Thick top
- WellTech Finish Technology on wood tops
- Metal in standard MFW White
- Solid Ash (standard), optional Solid Walnut legs
- 1" Adjustable glides
- Ships KD

Notes

- All veneer finishes are 5% matte sheen

Options

Premium Metal Finishes

- Specify Rail and End Cap Metal Finish Color. MFMB: Matte Black, MFS: Silver, MFSS: Salmon Sienna, MFSA: Surfin Aquavert, MFPS: Pistachio, MFOS: Oyster, MFNA: Navy, MFOL: Olive, MFGB: Grey Beige MFGG: Graphite Gray, MFG: Gray, MFDB: Dark Bronze, MFGM: Matte Gold - \$400

2 Select Finish

Click to view finishes
Metal Finish
MFW White (Standard).
Optional Metal Finishes
are available, See
options

Top Finishes	Wood legs
WEC	WEC WSW +
WLO	WLO 15%
WAM	WAM WNW +
WOW	WOW + 15%
WEW	15% WWP
WGW	WEW + 15%
WBN	15% WBN + 15%
WWS	WGW + 15%
WNN	15% WNN + 15%
WWP	WWP 15%

Top Finishes	Wood legs
GEC	WEC
GAM	WLO
GEW	WAM
GNW	WOW + 15%
GWL	WEW + 15%
	WNW + 15%
	WWP

Top Finishes	Wood legs
MEC	WEC
MGW	WLO
MWL	WAM
MNA	WOW + 15%
	15%
	WGW + 15%
	15%
	WWP

3 Select Edge



Flat



Flat



Flat

4 Select Hardware

Hardware
N/A

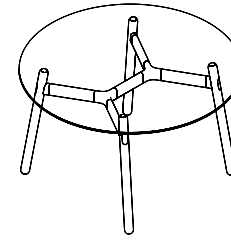
Hardware
N/A

Hardware
N/A

Roki

Conference Table
Round - Glass Top

[Click here to view statement of line](#)



1 Select Model

w" x d" x h"
48 DIA x 29 105
54 DIA x 29 105

Weight

		Glass Top		Solid Wood Base	
		ROK4848RD121S	3330		
		ROK5454RD121S	3637		

Product Features

- 1/2" Thick clear glass top with flat polished edges
- Metal in standard MFW White
- Solid Ash (standard), optional Solid Walnut legs
- 1" Adjustable glides
- Ships KD

Notes

- All veneer finishes are 5% matte sheen

Options

Premium Metal Finishes

- Specify Rail and End Cap Metal Finish Color. MFMB: Matte Black, MFS: Silver, MFSS: Salmon Sienna, MFSA: Surfin Aquavert, MFPS: Pistachio, MFOS: Oyster, MFNA: Navy, MFOL: Olive, MFGB: Grey Beige MFGG: Graphite Gray, MFG: Gray, MFDB: Dark Bronze, MFGM: Matte Gold - \$400

2 Select Finish

[Click to view finishes](#)

Wood legs

- WEC
- WLO
- WAM
- WOW + 15%
- WEW + 15%
- Metal Finish
- MFW White (Standard): WGW + 15%
- Optional Metal Finishes: WBW + 15%
- are available, See WSW + 15%
- options WNW + 15%
- WWP

3 Select Edge




Flat

4 Select Hardware

Hardware
N/A

Roki

Conference Table
Square - Wood Top



[Click here to view statement of line](#)

1 Select Model

w" x d" x h"	Weight
Conference Height	
48 x 48 x 29	105
54 x 54 x 29	105
Counter Height	
48 x 48 x 36	110
54 x 54 x 36	110
Bar Height	
48 x 48 x 42	115
54 x 54 x 42	115

Standard Veneer Top Solid Wood Base		Premium Veneer Top Solid Wood Base		High Pressure Laminate Top Solid Wood Base		Thermally Fused Laminate Top Solid Wood Base	
--	--	---------------------------------------	--	---	--	---	--

ROK4848SQ121W	3520	"P" Option N/A	ROK4848SQ121G	3520	ROK4848SQ121M	2969
ROK5454SQ121W	3827	"P" Option N/A	ROK5454SQ121G	3827	ROK5454SQ121M	3153
ROK4848SQ131W	3685	"P" Option N/A	ROK4848SQ131G	3685	ROK4848SQ131M	3133
ROK5454SQ131W	3992	"P" Option N/A	ROK5454SQ131G	3992	ROK5454SQ131M	3317
ROK4848SQ141W	3747	"P" Option N/A	ROK4848SQ141G	3747	ROK4848SQ141M	3195
ROK5454SQ141W	4054	"P" Option N/A	ROK5454SQ141G	4054	ROK5454SQ141M	3378

Product Features

- 1" Thick top
- WellTech Finish Technology on wood tops
- Metal in standard MFW White
- Solid Ash (standard), optional Solid Walnut legs
- Radius corners
- 1" Adjustable glides
- Ships KD

Notes

- All veneer finishes are 5% matte sheen

Options

Premium Metal Finishes

- Specify Rail and End Cap Metal Finish Color. MFMB: Matte Black, MFS: Silver, MFSS: Salmon Sienna, MFSA: Surfin Aquavert, MFPS: Pistachio, MFOS: Oyster, MFNA: Navy, MFOL: Olive, MFGB: Grey Beige MFGG: Graphite Gray, MFG: Gray, MFDB: Dark Bronze, MFGM: Matte Gold - \$400

2 Select Finish

[Click to view finishes](#)

Metal Finish

MFW White (Standard). WGW

Optional Metal Finishes WBW are available, See options

Top Finishes	Wood legs
WEC	WEC WSW +
WLO	WLO 15%
WAM	WAM WNW +
WOW	WOW + 15%
WEW	15% WWP
WGW	WEW + 15%
WBW	15%
WSW	WGW + 15%
WNW	15%
WWP	WBW + 15%

Top Finishes	Wood legs
GEC	WEC
GAM	WLO
GEW	WAM
GNW	WOW + 15%
GWL	WEW + 15%
	WNW + 15%
	WWP

Top Finishes	Wood legs
MEC	WEC
MGW	WLO
MWL	WAM
MNA	WOW + 15%
	15%
	WGW + 15%
	15%
	WWP

3 Select Edge



4 Select Hardware

Hardware
N/A

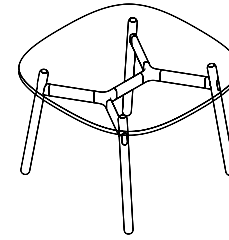
Hardware
N/A

Hardware
N/A

Roki

Conference Table
Square - Glass Top

[Click here to view statement of line](#)



1 Select Model

w" x d" x h"
48 x 48 x 29
54 x 54 x 29

Weight
105
105

	Glass Top	Solid Wood Base			
	ROK4848SQ121S	3453			
	ROK5454SQ121S	3760			

Product Features

- 1/2" Thick clear glass top with flat polished edges
- Metal in standard MFW White
- Solid Ash (standard), optional Solid Walnut legs
- Radius corners
- 1" Adjustable glides
- Ships KD

Notes

- All veneer finishes are 5% matte sheen

Options

Premium Metal Finishes

- Specify Rail and End Cap Metal Finish Color. MFMB: Matte Black, MFS: Silver, MFSS: Salmon Sienna, MFSA: Surfin Aquavert, MFPS: Pistachio, MFOS: Oyster, MFNA: Navy, MFOL: Olive, MFGB: Grey Beige MFGG: Graphite Gray, MFG: Gray, MFDB: Dark Bronze, MFGM: Matte Gold - \$400

2 Select Finish

[Click to view finishes](#)

Wood legs

- WEC
- WLO
- WAM
- WOW + 15%
- WEW + 15%
- WGW + 15%
- Optional Metal Finishes WBW + 15%
- are available, See WSW + 15%
- options WNW + 15%
- WWP

Metal Finish
MFW White (Standard)
Optional Metal Finishes
are available, See
options

3 Select Edge



Flat

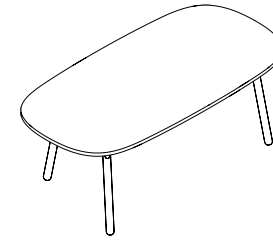
4 Select Hardware

Hardware
N/A

Roki

Desk
Table Desk- Wood Top

[Click here to view statement of line](#)



1 Select Model

w" x d" x h"
72 x 36 x 29

Weight
135

Standard Veneer Top Solid Wood Base	Premium Veneer Top Solid Wood Base	High Pressure Laminate Top Solid Wood Base	Thermally Fused Laminate Top Solid Wood Base
--	---------------------------------------	---	---

ROK7236DS048W 3980	"P" Option N/A	ROK7236DS048G 3980	ROK7236DS048M 3361
--------------------	----------------	--------------------	--------------------

Product Features

- 1" Thick top
- WellTech Finish Technology on wood tops
- Metal in standard MFW White
- Solid Ash (standard), optional Solid Walnut legs
- Radius corners
- 1" Adjustable glides
- Ships KD

Notes

- All veneer finishes are 5% matte sheen

Options

Premium Metal Finishes

- Specify Rail and End Cap Metal Finish Color. MFMB: Matte Black, MFS: Silver, MFSS: Salmon Sienna, MFSA: Surfin Aquavert, MFPS: Pistachio, MFOS: Oyster, MFNA: Navy, MFOL: Olive, MFGB: Grey Beige MFGG: Graphite Gray, MFG: Gray, MFDB: Dark Bronze, MFGM: Matte Gold - \$400

2 Select Finish

[Click to view finishes](#)

Metal Finish

MFW White (Standard). WGW

Optional Metal Finishes

are available, See options

Top Finishes

WEC
WLO
WAM
WOW
WEW
WGW
WSW
WNW
WWP

Wood legs

WEC WSW +
WLO 15%
WAM WNW +
WOW + 15%
WWP
WEW +
WGW + 15%
WSW
WGW + 15%
WNW
WBW + 15%
WWP

Top Finishes

GEC
GAM
GEW
GNW
GWL

Wood legs

WEC
WLO
WAM
WOW + 15%
WEW + 15%
WNW + 15%
WWP

Top Finishes

MEC
MGW
MWL
MNA

Wood legs

WEC
WLO
WAM
WOW + 15%
WGW + 15%
WWP

3 Select Edge



Flat



Flat



Flat

4 Select Hardware

Hardware
N/A

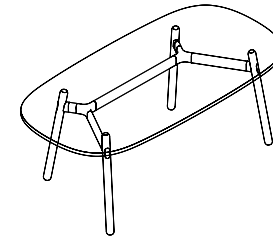
Hardware
N/A

Hardware
N/A

Roki

Desk
Table Desk - Glass Top

[Click here to view statement of line](#)



1 Select Model

w" x d" x h"
72 x 36 x 29

Weight
135

	Glass Top	
	Solid Wood Base	

ROK7236DS048S 3930

2 Select Finish

[Click to view finishes](#)

Wood legs

- WEC
- WLO
- WAM
- WOW + 15%
- WEW + 15%
- Metal Finish
- MFW White (Standard) WGW + 15%
- Optional Metal Finishes WBW + 15%
- are available, See WSW + 15%
- options WNW + 15%
- WWP

3 Select Edge



Flat

4 Select Hardware

Hardware
N/A

Product Features

- 1/2" Thick clear glass top with flat polished edges
- Metal in standard MFW White
- Solid Ash (standard), optional Solid Walnut legs
- Radius corners
- 1" Adjustable glides
- Ships KD

Notes

- All veneer finishes are 5% matte sheen

Options

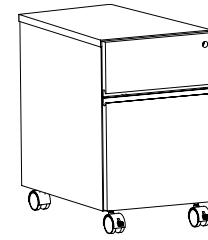
Premium Metal Finishes

- Specify Rail and End Cap Metal Finish Color. MFMB: Matte Black, MFS: Silver, MFSS: Salmon Sienna, MFSA: Surfin Aquavert, MFPS: Pistachio, MFOS: Oyster, MFNA: Navy, MFOL: Olive, MFGB: Grey Beige MFGG: Graphite Gray, MFG: Gray, MFDB: Dark Bronze, MFGM: Matte Gold - \$400

Roki

Pedestals
Open Plan Mobile Desk Pedestal With Casters

[Click here to view statement of line](#)



1 Select Model

w" x d" x h"
16 x 18 x 22

Weight

55

Standard Veneer Top		Premium Veneer Top	High Pressure Laminate Top	Thermally fused laminate top	
---------------------	--	--------------------	----------------------------	------------------------------	--

ROK1618PD423W 1374

"P" Option N/A

"G" Option N/A

ROK1618PD423M 1047

Product Features

- Anti-tilt safety feature
- Finished all sides and top - open plan
- Full extension drawers - locking
- 3" Hollow wheel caster

Notes

- All veneer finishes are 5% matte sheen

Options

Cushion

- BC16: Bench Cushion
- Specify fabric grade (.5 yd. required)

BC16 Cushion fabric grades

COM	COL	1	2	3
36	224	243	261	279
4	5	6	7	8
297	315	333	351	369
9	10	11/ L1	12	13/ L2
387	405	423	441	459

2 Select Finish

[Click to view finishes](#)

- WEC
- WLO
- WAM
- WOW
- WEW
- WGW
- WBW
- WSW
- WNW
- WWP

- MEC
- MGW
- MWL
- MNA

3 Select Edge

Edge
N/A

Edge
N/A

4 Select Hardware



PL-115 Matte Black
PL-116 Matte Nickel



Finger Pull "W/G"



PL-210 Anodized
Aluminum



PL-115 Matte Black
PL-116 Matte Nickel




PL-210 Anodized
Aluminum

Roki

Pedestals

Open Plan Mini Mobile Desk Pedestal With Casters

[Click here to view statement of line](#)



1 Select Model

w" x d" x h"
10 x 18 x 22

Weight
40

Standard Veneer Top		Premium Veneer Top	High Pressure Laminate Top	Thermally fused laminate top	
---------------------	--	--------------------	----------------------------	------------------------------	--

ROK1018PD423W	1271	"P" Option N/A	"G" Option N/A	ROK1018PD423M	995
---------------	------	----------------	----------------	---------------	-----

Product Features

- Anti-tilt safety feature
- Finished all sides and top - open plan
- Full extension drawers - locking
- 3" Hollow wheel caster

Notes

- All veneer finishes are 5% matte sheen

Options

Cushion

- BC16: Bench Cushion
- Specify fabric grade (.5 yd. required)

BC10 Cushion fabric grades.

COM	COL	1	2	3
203	222	240	258	276
4	5	6	7	8
294	312	330	348	366
9	10	11/ L1	12	13/ L2
384	402	420	438	474

2 Select Finish

[Click to view finishes](#)

- WEC TSLV
- WLO
- WAM
- WOW
- WEW
- WGW
- WBW
- WSW
- WNW
- WWP

- MEC
- MGW
- MWL
- MNA

3 Select Edge

Edge
N/A

Edge
N/A

4 Select Hardware



PL-115 Matte Black
PL-116 Matte Nickel



Finger Pull "W/G"



PL-210 Anodized
Aluminum



PL-115 Matte Black
PL-116 Matte Nickel

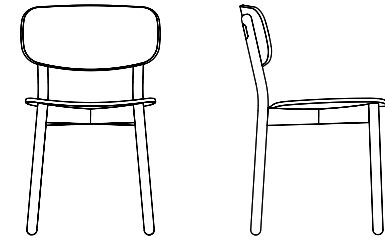


PL-210 Anodized
Aluminum

Roki

Chair
Guest Chair

[Click here to view statement of line](#)



1 Model ROK1931OPC09

w" x d" x h"
18 x 19 x 31
Arm Height N/A
Seat Height 17.5"
Inside Seat Depth 15.5"
Inside Seat Width 17"

COM	COL	1	2	3	4	5	6	7	8	9	10	11/L1	12	13/L2
1939														

Upholstery Requirements
Fabric yds: Leather Sq. Ft.:
Carton Weight: 25

2 Select Finish

[Click to view finishes](#)

- WLO Lofty Ash on Ash
- WEC Ebony
- WAM Alabaster Maple on Ash
- WOW Clear Walnut on Walnut
- WEW Executive Walnut on Walnut
- WGW Gunstock Walnut on Walnut
- WBW Henna Walnut on Walnut
- WSW Smokey Walnut on Walnut
- WNW Natural Walnut on Walnut
- WSO Salted Oak on Ash
- WWP Designer White Paint on Ash
- SNA Narvik Ash

Metal Finish
MFW White (Standard). Optional Metal
Finishes are available, See options

3 Combination Fabrics

[Click to view finishes](#)

Combination
Fabric Option
Not Available

Product Features

- 1" Adjustable felt glides for hard surface flooring
- White metal leg caps standard
- Solid Ash (standard), optional Solid Walnut
- Molded Plywood seat and back in Ash Veneer (standard, optional Walnut)
- Ships assembled

Notes

- All veneer finishes are 5% matte sheen

Options

Premium Metal Finishes

- Specify Leg Cap Metal Finish Color. MFMB: Matte Black, MFS: Silver, MFSS: Salmon Sienna, MFSA: Surfin Aquavert, MFPS: Pistachio, MFOS: Oyster, MFNA: Navy, MFOL: Olive, MFGB: Grey Beige MFGG: Graphite Gray, MFG: Gray, MFDB: Dark Bronze, MFGM Matte Gold - \$55

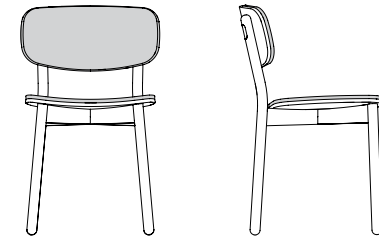
Glide Options

- PGC: Adjustable plastic glides for carpeted floors - n/c

Roki

Chair
Upholstered Guest Chair

[Click here to view statement of line](#)



1 Model ROK1931HUB09

w" x d" x h"
18 x 20 x 31
Arm Height N/A
Seat Height 17.75"
Inside Seat Depth 15.5"
Inside Seat Width 17"

COM	COL	1	2	3	4	5	6	7	8	9	10	11/L1	12	13/L2
2073	2073	2110	2128	2146	2164	2182	2200	2218	2236	2254	2272	2290	2308	2344

Upholstery Requirements
Fabric yds: 1 Leather Sq. Ft.: 18
Carton Weight: 25

2 Select Finish

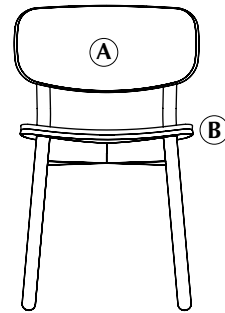
[Click to view finishes](#)

WLO Lofty Ash
WEC Ebony
WAM Alabaster Maple
WOW Clear Walnut on Walnut
WEW Executive Walnut on Walnut
WGW Gunstock Walnut on Walnut
WBW Henna Walnut on Walnut
WSW Smokey Walnut on Walnut
WNW Natural Walnut on Walnut
WSO Salted Oak on Ash
WWP Designer White Paint on Ash
SNA Narvik Ash

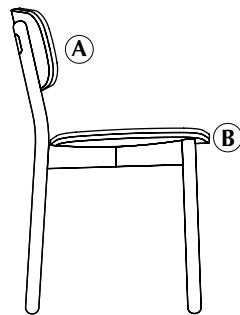
Metal Finish
MFW White (Standard). Optional Metal
Finishes are available, See options

3 Combination Fabrics

[Click to view finishes](#)



Front View



Side View

DARRAN is pleased to offer customers the design freedom of combination fabrics. When using fabric, vinyl or leather combinations, pricing/yardage requirements will be as follows:

- When combining two materials of the same grade, pricing will be specified grade + 5%
- If combining two materials of different grades or leather/fabric combination, use the highest grade/price + 5%
- If using COM or COL, pricing will be COM or COL + 5%
- If both COM + COL are used in combination, use COL + 5%

Product Features

- 1" Adjustable felt glides for hard surface flooring
- White metal leg caps standard
- Solid Ash (standard), optional Solid Walnut
- Molded Plywood seat and back in Ash Veneer (standard, optional Walnut)
- 5/8" thick upholstered seat and backrest cushions
- Ships assembled

Notes

- All veneer finishes are 5% matte sheen

Options

Premium Metal Finishes

- Specify Leg Cap Metal Finish Color. MFMB: Matte Black, MFS: Silver, MFSS: Salmon Sienna, MFSA: Surfing Aquavert, MFPS: Pistachio, MFOS: Oyster, MFNA: Navy, MFOL: Olive, MFGB: Grey Beige MFGG: Graphite Gray, MFG: Gray, MFDB: Dark Bronze, MFGM Matte Gold - \$55

Glide Options


- PGC: Adjustable plastic glides for carpeted floors - n/c

Roki

Stool

Three Legged Guest Height Stool

[Click here to view statement of line](#)



1 Model ROK1518SHS10

w" x d" x h"
15 x 15 x 18
Arm Height N/A
Seat Height 18"
Inside Seat Depth 14"
Inside Seat Width 14"

COM	COL	1	2	3	4	5	6	7	8	9	10	11/L1	12	13/L2
1327														

Upholstery Requirements
Fabric yds: Leather Sq. Ft.:
Carton Weight:

2 Select Finish

[Click to view finishes](#)

- WLO Lofty Ash
- WEC Ebony
- WAM Alabaster Maple
- WOW Clear Walnut on Walnut
- WEW Executive Walnut on Walnut
- WGW Gunstock Walnut on Walnut
- WBW Henna Walnut on Walnut
- WSW Smokey Walnut on Walnut
- WNW Natural Walnut on Walnut
- WSO Salted Oak on Ash
- WWP Designer White Paint on Ash
- SNA Narvik Ash

Metal Finish
MFW White (Standard). Optional Metal
Finishes are available, See options

3 Combination Fabrics

[Click to view finishes](#)

Combination
Fabric Option
Not Available

Product Features

- 1" Contoured Ash (standard) or Walnut seat
- Solid Ash (standard), optional Solid Walnut
- 1" Adjustable felt glides for hard surface flooring
- Metal in standard MFW White
- Ships assembled

Notes

- All veneer finishes are 5% matte sheen

Options

Premium Metal Finishes

- Specify Leg Cap Metal Finish Color. MFMB: Matte Black, MFS: Silver, MFSS: Salmon Sienna, MFSA: Surfin Aquavert, MFPS: Pistachio, MFOS: Oyster, MFNA: Navy, MFOL: Olive, MFGB: Grey Beige MFGG: Graphite Gray, MFG: Gray, MFDB: Dark Bronze, MFGM Matte Gold - \$55

Glide Options


- PGC: Adjustable plastic glides for carpeted floors - n/c

Roki

Stool

Three Legged Upholstered Guest Height Stool

[Click here to view statement of line](#)



1 Model ROK1518SHS11

w" x d" x h"
15 x 15 x 17
Arm Height N/A
Seat Height 18"
Inside Seat Depth 14"
Inside Seat Width 14"

COM	COL	1	2	3	4	5	6	7	8	9	10	11/L1	12	13/L2
1602	1602	1621	1631	1641	1651	1661	1671	1681	1691	1701	1711	1721	1731	1751

Upholstery Requirements
Fabric yds: 0.5 Leather Sq. Ft.: 9
Carton Weight:

2 Select Finish

[Click to view finishes](#)

- WLO Lofty Ash
- WEC Ebony
- WAM Alabaster Maple
- WOW Clear Walnut on Walnut
- WEW Executive Walnut on Walnut
- WGW Gunstock Walnut on Walnut
- WBW Henna Walnut on Walnut
- WSW Smokey Walnut on Walnut
- WNW Natural Walnut on Walnut
- WSO Salted Oak on Ash ^{WWP}
- WWP Designer White Paint on Ash
- SNA Narvik Ash

Metal Finish
MFW White (Standard). Optional Metal
Finishes are available, See options

3 Combination Fabrics

[Click to view finishes](#)

Combination
Fabric Option
Not Available

Product Features

- 5/8" thick upholstered seat cushion
- 1" Adjustable felt glides for hard surface flooring
- Metal in standard MFW White
- Solid Ash (standard), optional Solid Walnut
- Ships assembled

Notes

- All veneer finishes are 5% matte sheen

Options

Premium Metal Finishes

- Specify Leg Cap Metal Finish Color. MFMB: Matte Black, MFS: Silver, MFSS: Salmon Sienna, MFSA: Surfin Aquavert, MFPS: Pistachio, MFOS: Oyster, MFNA: Navy, MFOL: Olive, MFGB: Grey Beige MFGG: Graphite Gray, MFG: Gray, MFDB: Dark Bronze, MFGM Matte Gold - \$55

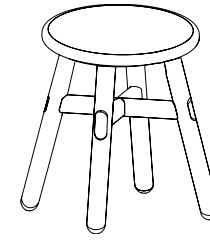
Glide Options

- PGC: Adjustable plastic glides for carpeted floors - n/c

Roki

Stool
Four Legged Guest Height Stool

[Click here to view statement of line](#)



1 Model ROK1518SHS20

w" x d" x h"
15 x 15 x 18
Arm Height N/A
Seat Height 18"
Inside Seat Depth 14"
Inside Seat Width 14"

COM	COL	1	2	3	4	5	6	7	8	9	10	11/L1	12	13/L2
1470														

Upholstery Requirements
Fabric yds: Leather Sq. Ft.:
Carton Weight: 25

2 Select Finish

[Click to view finishes](#)

- WLO Lofty Ash
- WEC Ebony
- WAM Alabaster Maple
- WOW Clear Walnut on Walnut
- WEW Executive Walnut on Walnut
- WGW Gunstock Walnut on Walnut
- WBW Henna Walnut on Walnut
- WSW Smokey Walnut on Walnut
- WNW Natural Walnut on Walnut
- WSO Salted Oak on Ash ^{WWP}
- WWP Designer White Paint on Ash
- SNA Narvik Ash

Metal Finish
MFW White (Standard). Optional Metal
Finishes are available, See options

3 Combination Fabrics

[Click to view finishes](#)

Combination
Fabric Option
Not Available

Product Features

- 1" Contoured Ash (standard) or Walnut seat
- Solid Ash (standard), optional Solid Walnut
- 1" Adjustable felt glides for hard surface flooring
- Metal in standard MFW White
- Ships assembled

Notes

- All veneer finishes are 5% matte sheen

Options

Premium Metal Finishes

- Specify Leg Cap Metal Finish Color. MFMB: Matte Black, MFS: Silver, MFSS: Salmon Sienna, MFSA: Surfin Aquavert, MFPS: Pistachio, MFOS: Oyster, MFNA: Navy, MFOL: Olive, MFGB: Grey Beige MFGG: Graphite Gray, MFG: Gray, MFDB: Dark Bronze, MFGM Matte Gold - \$55

Glide Options

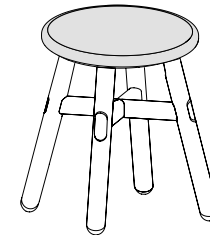
- PGC: Adjustable plastic glides for carpeted floors - n/c

Roki

Stool

Four Legged Upholstered Guest Height Stool

[Click here to view statement of line](#)



1 Model ROK1518SHS21

w" x d" x h"
15 x 15 x 18
Arm Height N/A
Seat Height 18"
Inside Seat Depth 14"
Inside Seat Width 14"

COM	COL	1	2	3	4	5	6	7	8	9	10	11/L1	12	13/L2
1743	1743	1762	1772	1782	1792	1802	1812	1822	1832	1842	1852	1862	1872	1892

Upholstery Requirements
Fabric yds: 0.5 Leather Sq. Ft.: 9
Carton Weight: 25

2 Select Finish

[Click to view finishes](#)

- WLO Lofty Ash
- WEC Ebony
- WAM Alabaster Maple
- WOW Clear Walnut on Walnut
- WEW Executive Walnut on Walnut
- WGW Gunstock Walnut on Walnut
- WBW Henna Walnut on Walnut
- WSW Smokey Walnut on Walnut
- WNW Natural Walnut on Walnut
- WSO Salted Oak on Ash ^{WWP}
- WWP Designer White Paint on Ash
- SNA Narvik Ash

Metal Finish
MFW White (Standard). Optional Metal
Finishes are available, See options

3 Combination Fabrics

[Click to view finishes](#)

Combination
Fabric Option
Not Available

Product Features

- 5/8" thick upholstered seat cushion
- 1" Adjustable felt glides for hard surface flooring
- Metal in standard MFW White
- Solid Ash (standard), optional Solid Walnut
- Ships assembled

Notes

- All veneer finishes are 5% matte sheen

Options

Premium Metal Finishes

- Specify Leg Cap Metal Finish Color. MFMB: Matte Black, MFS: Silver, MFSS: Salmon Sienna, MFSA: Surfin Aquavert, MFPS: Pistachio, MFOS: Oyster, MFNA: Navy, MFOL: Olive, MFGB: Grey Beige MFGG: Graphite Gray, MFG: Gray, MFDB: Dark Bronze, MFGM Matte Gold - \$55

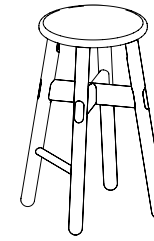
Glide Options

- PGC: Adjustable plastic glides for carpeted floors - n/c

Roki

Stool
Counter Height Stool

[Click here to view statement of line](#)



1 Model ROK1926CTR10

w" x d" x h"
14 x 14 x 25
Arm Height N/A
Seat Height 25.5"
Inside Seat Depth 14"
Inside Seat Width 14"

COM	COL	1	2	3	4	5	6	7	8	9	10	11/L1	12	13/L2
1605	N/A													

Upholstery Requirements
Fabric yds: N/A Leather Sq. Ft.: N/A
Carton Weight: 30

2 Select Finish

[Click to view finishes](#)

- WLO Lofty Ash
- WEC Ebony
- WAM Alabaster Maple
- WOW Clear Walnut on Walnut
- WEW Executive Walnut on Walnut
- WGW Gunstock Walnut on Walnut
- WBW Henna Walnut on Walnut
- WSW Smokey Walnut on Walnut
- WNW Natural Walnut on Walnut
- WSO Salted Oak on Ash ^{WWP}
- WWP Designer White Paint on Ash
- SNA Narvik Ash

Metal Finish
MFW White (Standard). Optional Metal
Finishes are available, See options

3 Combination Fabrics

[Click to view finishes](#)

Combination
Fabric Option
Not Available

Product Features

- 1" Contoured Ash (standard) or Walnut seat
- Solid Ash (standard), optional Solid Walnut
- 1" Adjustable felt glides for hard surface flooring
- Metal in standard MFW White
- Ships assembled

Notes

- All veneer finishes are 5% matte sheen

Options

Premium Metal Finishes

- Specify Leg Cap Metal Finish Color. MFMB: Matte Black, MFS: Silver, MFSS: Salmon Sienna, MFSA: Surfin Aquavert, MFPS: Pistachio, MFOS: Oyster, MFNA: Navy, MFOL: Olive, MFGB: Grey Beige MFGG: Graphite Gray, MFG: Gray, MFDB: Dark Bronze, MFGM Matte Gold - \$55

Glide Options

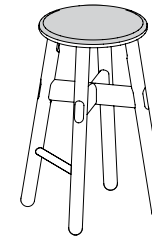
- PGC: Adjustable plastic glides for carpeted floors - n/c

Roki

Stool

Upholstered Counter Height Stool

[Click here to view statement of line](#)



1 Model ROK1926CTR11

w" x d" x h"
14 x 14 x 25
Arm Height N/A
Seat Height 25.5"
Inside Seat Depth 14"
Inside Seat Width 14"

COM	COL	1	2	3	4	5	6	7	8	9	10	11/L1	12	13/L2
1879	1879	1898	1908	1918	1928	1938	1948	1958	1968	1978	1988	1998	2008	2028

Upholstery Requirements
Fabric yds: 0.5 Leather Sq. Ft.: 9
Carton Weight: 30

2 Select Finish

[Click to view finishes](#)

WLO Lofty Ash
WEC Ebony
WAM Alabaster Maple
WOW Clear Walnut on Walnut
WEW Executive Walnut on Walnut
WGW Gunstock Walnut on Walnut
WBW Henna Walnut on Walnut
WSW Smokey Walnut on Walnut
WNW Natural Walnut on Walnut
WSO Salted Oak on Ash ^{WWP}
WWP Designer White Paint on Ash
SNA Narvik Ash

Metal Finish
MFW White (Standard). Optional Metal
Finishes are available, See options

3 Combination Fabrics

[Click to view finishes](#)

Combination
Fabric Option
Not Available

Product Features

- 5/8" thick upholstered seat cushion
- 1" Adjustable felt glides for hard surface flooring
- Metal in standard MFW White
- Solid Ash (standard), optional Solid Walnut
- Ships assembled

Notes

- All veneer finishes are 5% matte sheen

Options

Premium Metal Finishes

- Specify Leg Cap Metal Finish Color. MFMB: Matte Black, MFS: Silver, MFSS: Salmon Sienna, MFSA: Surfin Aquavert, MFPS: Pistachio, MFOS: Oyster, MFNA: Navy, MFOL: Olive, MFGB: Grey Beige MFGG: Graphite Gray, MFG: Gray, MFDB: Dark Bronze, MFGM Matte Gold - \$55

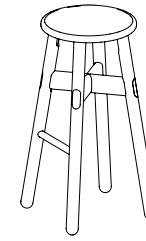
Glide Options

- PGC: Adjustable plastic glides for carpeted floors - n/c

Roki

Stool
Barstool

[Click here to view statement of line](#)



1 Model ROK2030BAR10

w" x d" x h"
15 x 15 x 30
Arm Height N/A
Seat Height 29.5"
Inside Seat Depth 14"
Inside Seat Width 14"

COM	COL	1	2	3	4	5	6	7	8	9	10	11/L1	12	13/L2
1669														

Upholstery Requirements
Fabric yds: N/A Leather Sq. Ft.: N/A
Carton Weight: 35

2 Select Finish

[Click to view finishes](#)

- WLO Lofty Ash
- WEC Ebony
- WAM Alabaster Maple
- WOW Clear Walnut on Walnut
- WEW Executive Walnut on Walnut
- WGW Gunstock Walnut on Walnut
- WBW Henna Walnut on Walnut
- WSW Smokey Walnut on Walnut
- WNW Natural Walnut on Walnut
- WSO Salted Oak on Ash ^{WWP}
- WWP Designer White Paint on Ash
- SNA Narvik Ash

Metal Finish
MFW White (Standard). Optional Metal
Finishes are available, See options

3 Combination Fabrics

[Click to view finishes](#)

Combination
Fabric Option
Not Available

Product Features

- 1" Contoured Ash (standard) or Walnut seat
- Solid Ash (standard), optional Solid Walnut
- 1" Adjustable felt glides for hard surface flooring
- Metal in standard MFW White
- Ships assembled

Notes

- All veneer finishes are 5% matte sheen

Options

Premium Metal Finishes

- Specify Leg Cap Metal Finish Color. MFMB: Matte Black, MFS: Silver, MFSS: Salmon Sienna, MFSA: Surfin Aquavert, MFPS: Pistachio, MFOS: Oyster, MFNA: Navy, MFOL: Olive, MFGB: Grey Beige MFGG: Graphite Gray, MFG: Gray, MFDB: Dark Bronze, MFGM Matte Gold - \$55

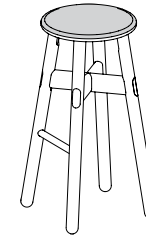
Glide Options

- PGC: Adjustable plastic glides for carpeted floors - n/c

Roki

Stool
Upholstered Barstool

[Click here to view statement of line](#)



1 Model ROK2030BAR11

w" x d" x h"
15 x 15 x 30
Arm Height N/A
Seat Height 29.5"
Inside Seat Depth 14"
Inside Seat Width 14"

COM	COL	1	2	3	4	5	6	7	8	9	10	11/L1	12	13/L2
1943	1943	1962	1972	1982	1992	2002	2012	2022	2032	2042	2052	2062	2072	2092

Upholstery Requirements
Fabric yds: 0.5 Leather Sq. Ft.: 9
Carton Weight: 35

2 Select Finish

[Click to view finishes](#)

WLO Lofty Ash
WEC Ebony
WAM Alabaster Maple
WOW Clear Walnut on Walnut
WEW Executive Walnut on Walnut
WGW Gunstock Walnut on Walnut
WBW Henna Walnut on Walnut
WSW Smokey Walnut on Walnut
WNW Natural Walnut on Walnut
WSO Salted Oak on Ash ^{WWP}
WWP Designer White Paint on Ash
SNA Narvik Ash

Metal Finish
MFW White (Standard). Optional Metal
Finishes are available, See options

3 Combination Fabrics

[Click to view finishes](#)

Combination
Fabric Option
Not Available

Product Features

- 5/8" thick upholstered seat cushion
- 1" Adjustable felt glides for hard surface flooring
- Metal in standard MFW White
- Solid Ash (standard), optional Solid Walnut
- Ships assembled

Notes

- All veneer finishes are 5% matte sheen

Options

Premium Metal Finishes

- Specify Leg Cap Metal Finish Color. MFMB: Matte Black, MFS: Silver, MFSS: Salmon Sienna, MFSA: Surfin Aquavert, MFPS: Pistachio, MFOS: Oyster, MFNA: Navy, MFOL: Olive, MFGB: Grey Beige MFGG: Graphite Gray, MFG: Gray, MFDB: Dark Bronze, MFGM Matte Gold - \$55

Glide Options

- PGC: Adjustable plastic glides for carpeted floors - n/c



Spire Price List

Effective November 1, 2022

Designed By Michael Wolk

Date	Page	Modification	Description
8.18		Removed TFL from Pricelist	
11.11.22		Price Increase	9% price increase applied
11.15.22		Added GNA Narvik Ash	
11.22.22		Added MFGM Gold and MFDB Dark Bronze	

Statement of Line
Guest seating fabric & leather program.....1
Finishes4
Occasional Tables.....7
Conference Tables9
Barstool13
Guest/Lounge Chairs14
Power & Data.....24

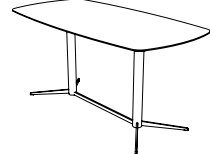
Statement of Line



Page 7
Occasional Table
Y Blade Base Occasional Table



Page 8
Occasional Table
Blade Base Occasional Table



Page 9
Conference Table
Y Blade Base Work Table




Page 10
Conference Table
Blade Base Work Table




Page 11
Conference Table
Y Blade Base Bar Table



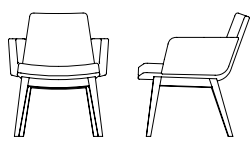
Page 12
Conference Table
Blade Base Bar Table




Page 13
Barstool
Wood Base Barstool



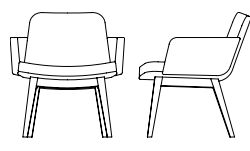
Page 14
Guest Chair
Wood Base Guest Chair



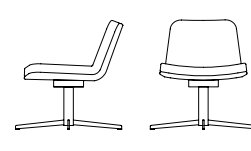
Page 15
Guest Chair
Wood Base Guest Chair W/ Arms




Page 16
Lounge Chair
Wood Base Lounge Chair



Page 17
Lounge Chair
Wood Base Lounge Chair W/ Arms




Page 18
Guest Chair
Swivel Blade Base Guest Chair



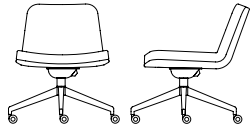
Page 19
Guest Chair
Swivel Blade Base Guest Chair W/ Arms



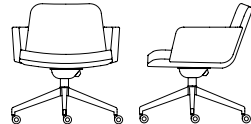
Page 20
Lounge Chair
Swivel Blade Base Lounge Chair



Page 21
Lounge Chair
Swivel Blade Base Lounge Chair W/ Arms



Page 22
Conference Lounge Chair
Conference Chair



Page 23
Conference Lounge Chair
Conference Chair W/ Arms

Seating & fabric leather program

DARRAN has partnered with some of the most prestigious fabric suppliers of the office furniture industry to bring you quality fabrics that are engaging designs, environmentally friendly and durable for years to come. The majority of fabrics we have graded-in are in heavy supply making it most likely available on our Quickship however, we cannot guarantee stock. If you do not see the fabric you wish to include in a project, please contact our Factory to see if this pattern can be graded in at 800.334.7891.

Fabrics & Leathers

Please visit our Seating Fabrics page at darran.com/textilesleather

Camira
www.camirafabrics.com
800.334.789

Wollsdorf
www.wollsdorf.com
336.884.5005

CFStinson
www.cfstinson.com
800.841.6279

Green Hides
www.greenhides.com
336.315.9720

DesignTex
www.designtex.com
800.797.4949

Maharam
www.maharam.com
800.645.3943

Momentum Textiles
www.momentumtextiles.com
800.366.6839

Ultrafabrics
www.ultrafabricsinc.com
800.334.7891

Application instructions must be specified on the purchase order or COM / COL submission form. In the absence of application instructions, DARRAN will apply materials accordingly.

CAL117

All DARRAN seating products conform to California Technical Bulletin 117 as a minimum standard.

CAL133

To meet the California Technical Bulletin 133 flammability regulation, a combination of proper materials must be used to pass, as it tests the fire resistance of a finished product. Flame resistant fabric, a fire blocker material and special foam must be used to pass CAL133 fire codes.

Testing is available for all seating products with the following fees and considerations:

- If laboratory certification is not required, any style can be manufactured to comply with California Technical Bulletin 133 for \$75 list per yard required. (Customer's Own Materials must factor in additional yardage requirements based on repeat.)
- The purchase order must clearly indicate the requirement of California Technical Bulletin 133
- If laboratory California Technical Bulletin 133 certification is required, the cost of testing a chair is \$820 NET, plus the cost of the chair and covering material.
- An additional lead time of 4 to 6 weeks is required for testing for CAL133.
- Once testing is completed, we will provide a certification letter specific to the sample tested for CAL133.
- DARRAN's manufacturing procedures for California TB 133 compliance are based on the testing of representative style with specific fabrics. Please contact Customer Service for an updated list of tested models.
- A copy of test certification is available upon request.

Combination fabrics

DARRAN is pleased to offer customers the design freedom of combination fabrics. When using fabric, vinyl or leather combinations, pricing will be as follows:

- When combining two materials of the same grade, pricing will be specified grade + 5%.
- If combining two materials of different grades or leather/ fabric combination, use the highest grade/price + 5%.
- If using COM or COL, pricing will be COM or COL + 5%. If both COM + COL are used in combination, use COL + 5%

COM/COL ordering instructions

Please complete the COM Submission Form prior to ordering the fabric from the supplier. All COM fabrics must be approved prior to order submission. Please refer to our website or contact DARRAN Seating Customer Service for an updated list of preapproved COM fabrics. Application instructions must be specified on the purchase order or COM/COL submission form. In the absence of application instructions, DARRAN will apply materials in the best manner and cannot be held responsible for tailoring or application objections after upholstery. COM orders will be scheduled for production after receipt of the material. Packages must be clearly marked and the fabric must be first quality, continuous yardage.

COM/COL yardage requirements

The yardage requirements stated in this price list for each style are calculated using 54" wide, non-directional fabrics. For fabrics with a different width or for patterns with repeats, please refer to the below chart to calculate the additional percent of fabric required:

Fabric Width	Plain Fabric	2"- 14" Repeat	15"- 19" Repeat	20"- 27" Repeat	28"- 36" Repeat
54"	0	15%	20%	25%	30%
53"	6%	19%	24%	28%	36%
52"	13%	23%	28%	33%	38%
51"	19%	26%	31%	36%	41%
50"	25%	30%	35%	40%	45%
49"	30%	35%	40%	45%	50%
48"	35%	40%	45%	50%	55%
47"	45%	50%	55%	58%	65%

DARRAN®

NOTE: Prior To Completion Of This Form, Please Refer To Our Graded In Materials Program For Preapproved Fabrics/Leathers.

COM/COL Approval

DARRAN Furniture Industries
2402 Shore Street, High Point, NC 27263
ATTN: Seating Division / COM/COL Approval
TAG: DARRAN Purchase Order Number

Shipping approved COM/COL materials

DARRAN Furniture Industries
2402 Shore Street, High Point, NC 27263
ATTN: Seating Division / COM/COL Approval
TAG: DARRAN Purchase Order Number

Please complete this form, attach a 6"x 6" sample and mail to the COM/COL APPROVAL address shown above.
This form can also be downloaded from our website at www.darran.com/leathers OR www.darran.com/fabrics

Purchase Order # _____

Dealer's Name _____

Contact _____

Address _____

Telephone _____

Email _____

Chair Stlye _____

Manufacturer _____

Pattern Name _____

Pattern Color _____

Content _____

Repeat _____

Please specify any special requirements and check the application above.

Spire Seating Fabric & Leather Program


ATTACH 6" X 6" FABRIC/LEATHER SAMPLE HERE

NOTE
Actual Fabric/Leather samples needed instead of digital images. If digital images are sent in lieu of samples, DARRAN will only verify the pattern and will not take responsibility for color variances that cannot be verified due to printing restrictions

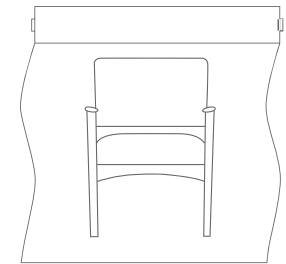
In the absence of application instructions, DARRAN will apply the material in the best manner and cannot be held responsible for tailoring or application objections after upholstering.

Unless otherwise instructed on the purchase order, excess COM materials will be recycled at the discretion of DARRAN after six months of the original product ship date.

The COM approval solely pertains to the application of the fabric onto the specified DARRAN seating product. DARRAN's approval or acceptance does not constitute any responsibility or warranty to the overall appearance, durability, flammability, defects, dye lot variations or colorfastness of the COM. It is the customer's responsibility to ensure the COM meets CAL 117 compliance and are first quality continuous goods.



RAILROAD



SETUP

Solid Ash Frame Finishes

WLA Lofty Ash

WAM Alabaster Maple

WMO Mocha Oak

WNO Natural Oak

WSO Salted Oak

TBCO Baby's Cheek

TBSW Brown Sugar

TOBW Organic Brown

TSTV Studio Teak

SSM Seattle Mist Paint

SSL Skyline Walnut Paint

WWP Designer White Paint

Solid Walnut Frame Finishes

WOW Clear Walnut

WEW Executive Walnut

WGW Gunstock Walnut

WBW Henna Walnut

WSW Smokey Walnut

WNW Natural Walnut

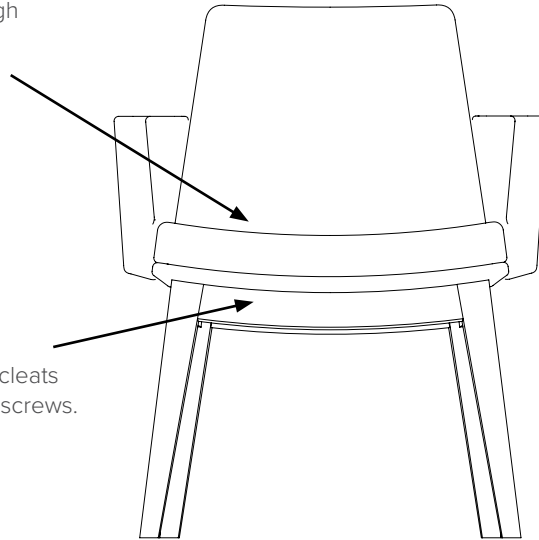
Send 3x3 or larger finish chip for color match. Custom finish upcharge is 3% or \$250 Net (whichever is greater).



Finish

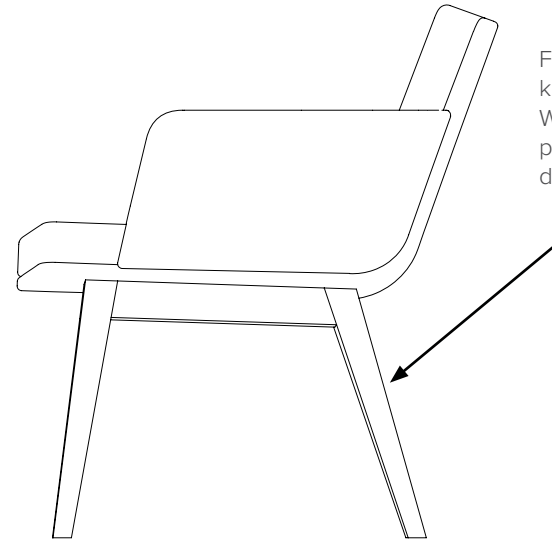
Welltech Finish delivers a superior furniture coating with exceptional performance that can withstand stringent cleaning agents and possesses unparalleled durability, allowing DARRAN to provide lasting, sustainable products to our customers.

Seat cushions are made of high resiliency foam with proper density to give comfort and support.



Seat rails are reinforced with hardwood corner blocks and cleats attached with glue and wood screws.

Frame is constructed of kiln-dried solid Ash or Walnut, perpetuating premium quality and durability.



Variety of textiles and back options offer customers flexibility in design and consistency within each office setting.

STANDARD VENEER	PREMIUM VENEER	HIGH PRESSURE LAMINATE	THERMALLY FUSED LAMINATE
WLA Lofty Ash.....	N/A.....	N/A.....	N/A.....
WAM Alabaster Maple.....	N/A.....	GAM Alabaster Maple.....	N/A.....
N/A.....	WOW Clear Walnut.....	N/A.....	N/A.....
WEW Executive Walnut.....	N/A.....	GEW Executive Walnut.....	N/A.....
WGW Gunstock Walnut.....	N/A.....	N/A.....	N/A.....
WBW Henna Walnut.....	N/A.....	N/A.....	N/A.....
WSW Smokey Walnut.....	N/A.....	N/A.....	N/A.....
WNW Natural Walnut.....	N/A.....	GNW Natural Walnut.....	N/A.....
N/A.....	WMO Mocha Oak.....	N/A.....	N/A.....
N/A.....	WNO Natural Oak.....	N/A.....	N/A.....
N/A.....	WSO Salted Oak.....	N/A.....	N/A.....
WNF Natural Oak on Flat Cut.....	N/A.....	N/A.....	N/A.....
WMF Mocha Oak on Flat Cut.....	N/A.....	N/A.....	N/A.....
WSF Salted Oak on Flat Cut.....	N/A.....	N/A.....	N/A.....
N/A.....	TBCO Baby's Cheek.....	N/A.....	N/A.....
N/A.....	TBSW Brown Sugar.....	N/A.....	N/A.....
N/A.....	TOBW Organic Brown.....	N/A.....	N/A.....
N/A.....	TSTV Studio Teak Walnut.....	GSTV Studio Teak Walnut.....	N/A.....
N/A.....	TSMV Seattle Mist Walnut.....	N/A.....	N/A.....
N/A.....	TSLV Skyline Walnut.....	GSLV Skyline Walnut.....	N/A.....
WWP Designer White Paint.....	N/A.....	GWL Designer White.....	N/A.....
N/A.....	N/A.....	GNA Narvik Ash + 5%.....	N/A.....
WEC Ebony.....	N/A.....	GEC Ebony.....	N/A.....

Send 3x3 or larger finish chip for color match. Custom finish upcharge is 3% or \$250 Net (whichever is greater).



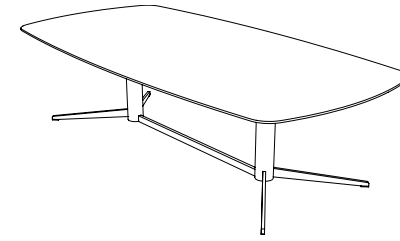
Finish

Welltech Finish delivers a superior furniture coating with exceptional performance that can withstand stringent cleaning agents and possesses unparalleled durability, allowing DARRAN to provide lasting, sustainable products to our customers.

Spire

Occasional Table
Y Blade Base Occasional Table

[Click here to view statement of line](#)



1 Select Model

w" x d" x h"
30" Depth
60 x 30 x 16
72 x 30 x 16
36" Depth
60 x 36 x 16
72 x 36 x 16

Weight	Standard Veneer Top	Premium Veneer Top	High Pressure Laminate Top	Thermally Fused Laminate Top
90	SPI6030RE111W 2186	SPI6030RE111P 2405	SPI6030RE111G 2186	"M" Option N/A
100	SPI7230RE111W 2240	SPI7230RE111P 2465	SPI7230RE111G 2240	"M" Option N/A
100	SPI6036RE111W 2283	SPI6036RE111P 2512	SPI6036RE111G 2283	"M" Option N/A
130	SPI7236RE111W 2460	SPI7236RE111P 2706	SPI7236RE111G 2460	"M" Option N/A

Product Features

- 1-5/16" Thick top
- WellTech Finish Technology on wood tops
- Hollow legs allow for concealed wire management
- Standard white blade metal base (optional black, silver)

Options

Power

- PDP01: Pepper (Power) - \$95 ea.
- PDS01: Salt (Powered USB) - \$225 ea.
- Installed directly above post

Premium Finish Option

- Base Metal Finish color - \$160 per base
- Specify MFB: Black, MFS: Silver, MFGM Matte Gold, MFDB Dark Bronze

2 Select Finish

[Click to view finishes](#)

Metal Finish

MFW White. Additional

Metal Finishes are

available, see options

WEC Cut)
WAM WSF(Salted
WEW Oak on Flat
WGW Cut)
WBW WMF(Mocha
WSW Oak on Flat
WNW Cut)
WWP
WLA
WNF(Natural
Oak on Flat

TBCO
TBSW
TSTV
TSMV
TSLV
TOBW
WMO
WNO
WSO

GEC
GAM
GEW
GNW
GSTV
GSLV
GWL
GNA + 5%

3 Select Edge



Spire



Spire



Spire

4 Select Hardware

[Click to view details](#)

Hardware
N/A

Hardware
N/A

Hardware
N/A

Spire

Occasional Table
Blade Base Occasional Table

[Click here to view statement of line](#)



1 Select Model

w" x d" x h"
30" Square
30 x 30 x 16
36" Square
36 x 36 x 16
42" Square
42 x 42 x 16

Weight

	Standard Veneer Top	Premium Veneer Top	High Pressure Laminate Top	Thermally Fused Laminate Top
50	SPI3030SQ111W 1676	SPI3030SQ111P 1844	SPI3030SQ111G 1676	"M" Option N/A
55	SPI3636SQ111W 1792	SPI3636SQ111P 1972	SPI3636SQ111G 1792	"M" Option N/A
60	SPI4242SQ111W 1970	SPI4242SQ111P 2167	SPI4242SQ111G 1970	"M" Option N/A

Product Features

- 1-5/16" Thick top
- WellTech Finish Technology on wood tops
- Hollow legs allow for concealed wire management
- Standard white blade metal base (optional black, silver)

Options

Power

- PDP01: Pepper (Power) - \$95 ea.
- PDS01: Salt (Powered USB) - \$225 ea.
- Installed directly above post

Premium Finish Option

- Base Metal Finish color - \$160 per base
- Specify MFB: Black, MFS: Silver, MFGM Matte Gold, MFDB Dark Bronze

2 Select Finish

[Click to view finishes](#)

Metal Finish

MFW White. Additional

Metal Finishes are available, see options

WEC (Cut)
WAM WSF(Salted Oak on Flat)
WGW (Cut)
WBW WMF(Mocha Oak on Flat)
WSW (Cut)
WNW
WWP
WLA
WNF(Natural Oak on Flat)

TBCO
TBSW
TSTV
TSMV
TSLV
TOBW
WMO
WNO
WSO

GEC
GAM
GEW
GNW
GSTV
GSLV
GWL
GNA + 5%

3 Select Edge



Spire



Spire



Spire

4 Select Hardware

[Click to view details](#)

Hardware
N/A

Hardware
N/A

Hardware
N/A

Spire



Conference Table
Y Blade Base Work Table

[Click here to view statement of line](#)



1 Select Model

w" x d" x h"	Weight
30" Depth	
60 x 30 x 29	100
72 x 30 x 29	110
36" Depth	
60 x 36 x 29	110
72 x 36 x 29	140
84 x 36 x 29	150

	Standard Veneer Top	Premium Veneer Top	High Pressure Laminate Top	Thermally Fused Laminate Top
WEC (Cut)		TBCO	GEC	
WAM (WSF(Salted Cut))		TBSW	GAM	
WEW (Oak on Flat Cut)		TSTV	GEW	
WGW (Cut)		TSMV	GNW	
WBW (WMF(Mocha Cut))		TSLV	GSTV	
WSW (Oak on Flat Cut)		TOBW	GSLV	
WNW (Cut)		WMO	GWL	
WWP		WNO	GNA + 5%	
WLA		WSO		
WNF(Natural Oak on Flat)				
				
		Hardware N/A	Hardware N/A	

2 Select Finish

[Click to view finishes](#)

Metal Finish
MFW White. Additional Metal Finishes are available, see options

3 Select Edge



4 Select Hardware

[Click to view details](#)

Hardware N/A

Product Features

- 1-5/16" Thick top
- WellTech Finish Technology on wood tops
- Hollow legs allow for concealed wire management
- Standard white blade metal base (optional black, silver)

Options

Power

- PDP01: Pepper (Power) - \$95 ea.
- PDS01: Salt (Powered USB) - \$225 ea.
- Installed directly above post

Premium Finish Option

- Base Metal Finish color - \$160 per base
- Specify MFB: Black, MFS: Silver, MFGM Matte Gold, MFDB Dark Bronze

Spire

Conference Table
Blade Base Work Table

[Click here to view statement of line](#)



1 Select Model

w" x d" x h"
30" Square
30 x 30 x 29
36" Square
36 x 36 x 29
42" Square
42 x 42 x 29

Weight

	Standard Veneer Top		Premium Veneer Top		High Pressure Laminate Top		Thermally Fused Laminate Top	
55	SPI3030SQ121W	1731	SPI3030SQ121P	1905	SPI3030SQ121G	1731	"M" Option N/A	
60	SPI3636SQ121W	1850	SPI3636SQ121P	2036	SPI3636SQ121G	1850	"M" Option N/A	
65	SPI4242SQ121W	2026	SPI4242SQ121P	2228	SPI4242SQ121G	2026	"M" Option N/A	

Product Features

- 1-5/16" Thick top
- WellTech Finish Technology on wood tops
- Hollow legs allow for concealed wire management
- Standard white blade metal base (optional black, silver)

Options

Power

- PDP01: Pepper (Power) - \$95 ea.
- PDS01: Salt (Powered USB) - \$225 ea.
- Installed directly above post

Premium Finish Option

- Base Metal Finish color - \$160 per base
- Specify MFB: Black, MFS: Silver, MFGM Matte Gold, MFDB Dark Bronze

2 Select Finish

[Click to view finishes](#)

Metal Finish

MFW White. Additional

Metal Finishes are available, options

WEC
WAM
WEW
WGW
WBW
WSW
WNW
WWP
WLA
WNF(Natural
Oak on Flat

Cut)
WSF(Salted
Oak on Flat
Cut)
WMF(Mocha
Oak on Flat
Cut)

TBCO
TBSW
TSTV
TSMV
TSLV
TOBW
WMO
WNO
WSO

GEC
GAM
GEW
GNW
GSTV
GSLV
GWL
GNA + 5%

3 Select Edge



Spire



Spire



Spire

4 Select Hardware

[Click to view details](#)

Hardware
N/A

Hardware
N/A

Hardware
N/A

Spire




Conference Table
Y Blade Base Bar Table

[Click here to view statement of line](#)



1 Select Model

w" x d" x h"	Weight
30" Depth	
60 x 30 x 42	110
72 x 30 x 42	120
36" Depth	
60 x 36 x 42	120
72 x 36 x 42	150
84 x 36 x 42	160

	Standard Veneer Top	Premium Veneer Top	High Pressure Laminate Top	Thermally Fused Laminate Top
2 Select Finish Click to view finishes Metal Finish MFW White. Additional Metal Finishes are available, options	WEC Cut) WAM WSF(Salted Oak on Flat Cut) WGW Cut) WBW WMF(Mocha Oak on Flat Cut) WSW Oak on Flat Cut) WNW Cut) WWP WLA WNF(Natural Oak on Flat	TBCO TBSW TSTV TSMV TSLV TOBW WMO WNO WSO	GEC GAM GEW GNW GSTV GSLV GWL GNA + 5%	"M" Option N/A "M" Option N/A "M" Option N/A "M" Option N/A "M" Option N/A
3 Select Edge				
4 Select Hardware Click to view details	Hardware N/A	Hardware N/A	Hardware N/A	

Product Features

- 1-5/16" Thick top
- WellTech Finish Technology on wood tops
- Hollow legs allow for concealed wire management
- Standard white blade metal base (optional black, silver)

Options

Power

- PDP01: Pepper (Power) - \$95 ea.
- PDS01: Salt (Powered USB) - \$225 ea.
- Installed directly above post

Premium Finish Option

- Base Metal Finish color - \$160 per base
- Specify MFB: Black, MFS: Silver, MFGM Matte Gold, MFDB Dark Bronze

Spire

Conference Table
Blade Base Bar Table

[Click here to view statement of line](#)



1 Select Model

w" x d" x h"

- 30" Square
- 30 x 30 x 42
- 36" Square
- 36 x 36 x 42
- 42" Square
- 42 x 42 x 42

Weight

Standard Veneer Top	Premium Veneer Top	High Pressure Laminate Top	Thermally Fused Laminate Top
---------------------	--------------------	----------------------------	------------------------------

60	SPI3030SQ141W 1787	SPI3030SQ141P 1966	SPI3030SQ141G 1787	"M" Option N/A
65	SPI3636SQ141W 1906	SPI3636SQ141P 2098	SPI3636SQ141G 1906	"M" Option N/A
70	SPI4242SQ141W 2080	SPI4242SQ141P 2288	SPI4242SQ141G 2080	"M" Option N/A

Product Features

- 1-5/16" Thick top
- WellTech Finish Technology on wood tops
- Hollow legs allow for concealed wire management
- Standard white blade metal base (optional black, silver)

Options

Power

- PDP01: Pepper (Power) - \$95 ea.
- PDS01: Salt (Powered USB) - \$225 ea.
- Installed directly above post

Premium Finish Option

- Base Metal Finish color - \$160 per base
- Specify MFB: Black, MFS: Silver, MFGM Matte Gold, MFDB Dark Bronze

2 Select Finish

[Click to view finishes](#)

Metal Finish

MFW White. Additional

Metal Finishes are available, options

- WEC Cut)
- WAM WSF(Salted
- WEW Oak on Flat
- WGW Cut)
- WBW WMF(Mocha
- WSW Oak on Flat
- WNW Cut)
- WWP
- WLA
- WNF(Natural
- Oak on Flat

- TBCO
- TBSW
- TSTV
- TSMV
- TSLV
- TOBW
- WMO
- WNO
- WSO

- GEC
- GAM
- GEW
- GNW
- GSTV
- GSLV
- GWL
- GNA + 5%

3 Select Edge



Spire



Spire



Spire

4 Select Hardware

[Click to view details](#)

Hardware
N/A


Hardware
N/A

Hardware
N/A

Spire

Barstool
Wood Base Barstool

[Click here to view statement of line](#)



1 Model SPI2332WFS38

w" x d" x h"
22.5 x 22 x 36.5
Arm Height n/a
Seat Height 30"
Inside Seat Depth 16"
Inside Seat Width 19"

COM	COL	1	2	3	4	5	6	7	8	9	10	11/L1	12	13/L2
1446	1466	1521	1558	1595	1632	1669	1706	1743	1780	1817	1854	1891	1928	2002

Upholstery Requirements
Fabric yds: 2 Leather Sq. Ft.: 36
Carton Weight: 35

Product Features

- Seat and back utilizes high density ultra cell cushioning that conforms to individual's lumbar curvatures for adaptive support
- Upholstered seat and back
- Hardwood base to maximize strength and longevity
- Frame is constructed of kiln-dried solid Ash or Walnut, perpetuating premium quality and durability


2 Select Finish

[Click to view finishes](#)

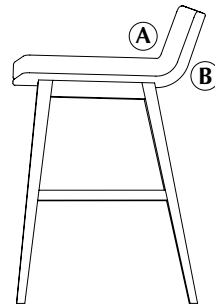
- WEC Ebony
- WLA Lofty Ash
- WAM Alabaster Maple
- WMO Mocha Oak
- WNO Natural Oak
- WSO Salted Oak
- WOW Clear Walnut
- WEW Executive Walnut
- WGW Gunstock Walnut
- WBW Henna Walnut
- WSW Smokey Walnut
- WNW Natural Walnut
- TBCO Baby's Cheek
- TBSW Brown Sugar
- TSTV Studio Teak Walnut
- SSM Seattle Mist Paint
- SSL Skyline Walnut Paint
- TOBW Organic Brown
- WWP Designer White Paint

3 Combination Fabrics

[Click to view finishes](#)



Front View



Side View

DARRAN is pleased to offer customers the design freedom of combination fabrics. When using fabric, vinyl or leather combinations, pricing/yardage requirements will be as follows:


- A Inside Seat 1 yd(s).
- B Outside Back 1 yd(s).

- When combining two materials of the same grade, pricing will be specified grade + 5%
- If combining two materials of different grades or leather/fabric combination, use the highest grade/price + 5%
- If using COM or COL, pricing will be COM or COL + 5%
- If both COM + COL are used in combination, use COL + 5%

Spire

Guest Chair
Wood Base Guest Chair

[Click here to view statement of line](#)



1 Model SPI2332WFC24

w" x d" x h"
20.5 x 26 x 29
Arm Height n/a
Seat Height 17"
Inside Seat Depth 18"
Inside Seat Width 19"

COM	COL	1	2	3	4	5	6	7	8	9	10	11/L1	12	13/L2
1309	1390	1392	1433	1474	1515	1556	1597	1638	1679	1720	1761	1802	1843	1925

Upholstery Requirements
Fabric yds: 2.25 Leather Sq. Ft.: 40.5
Carton Weight: 25

Product Features

- Seat and back utilizes high density ultra cell cushioning that conforms to individual's lumbar curvatures for adaptive support
- Upholstered seat and back
- Hardwood base to maximize strength and longevity
- Frame is constructed of kiln-dried solid Ash or Walnut, perpetuating premium quality and durability

2 Select Finish

[Click to view finishes](#)


- WEC Ebony
- WLA Lofty Ash
- WAM Alabaster Maple
- WMO Mocha Oak
- WNO Natural Oak
- WSO Salted Oak
- WOW Clear Walnut
- WEW Executive Walnut
- WGW Gunstock Walnut
- WBW Henna Walnut
- WSW Smokey Walnut
- WNW Natural Walnut
- TBCO Baby's Cheek
- TBSW Brown Sugar
- TSTV Studio Teak Walnut
- SSM Seattle Mist Paint
- SSL Skyline Walnut Paint
- TOBW Organic Brown
- WWP Designer White Paint

3 Combination Fabrics

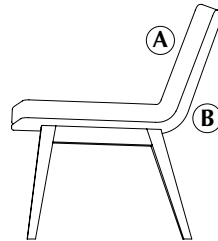
[Click to view finishes](#)

DARRAN is pleased to offer customers the design freedom of combination fabrics. When using fabric, vinyl or leather combinations, pricing/yardage requirements will be as follows:

- A Inside Seat 1.25 yd(s).
- B Outside Back 1 yd(s).



Front View



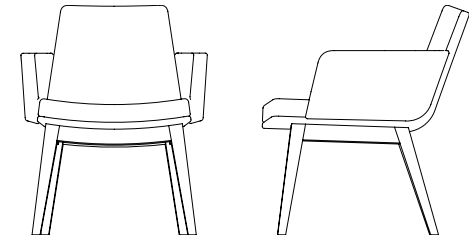
Side View

- When combining two materials of the same grade, pricing will be specified grade + 5%
- If combining two materials of different grades or leather/fabric combination, use the highest grade/price + 5%
- If using COM or COL, pricing will be COM or COL + 5%
- If both COM + COL are used in combination, use COL + 5%

Spire

Guest Chair
Wood Base Guest Chair W/ Arms

[Click here to view statement of line](#)



1 Model SPI2332WFC25

w" x d" x h"
24.5 x 26 x 29
Arm Height 23.5"
Seat Height 17"
Inside Seat Depth 18"
Inside Seat Width 19"

COM	COL	1	2	3	4	5	6	7	8	9	10	11/L1	12	13/L2
1631	1735	1742	1797	1852	1907	1962	2017	2072	2127	2182	2237	2292	2347	2457

Upholstery Requirements
Fabric yds: 3 Leather Sq. Ft.: 54
Carton Weight: 30

Product Features

- Seat and back utilizes high density ultra cell cushioning that conforms to individual's lumbar curvatures for adaptive support
- Upholstered seat, back and arms
- Hardwood base to maximize strength and longevity
- Frame is constructed of kiln-dried solid Ash or Walnut, perpetuating premium quality and durability

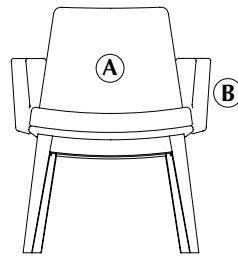
2 Select Finish

[Click to view finishes](#)

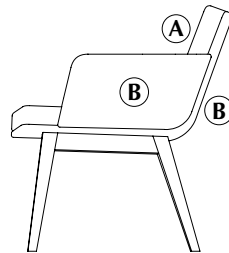
- WEC Ebony
- WLA Lofty Ash
- WAM Alabaster Maple
- WMO Mocha Oak
- WNO Natural Oak
- WSO Salted Oak
- WOW Clear Walnut
- WEW Executive Walnut
- WGW Gunstock Walnut
- WBW Henna Walnut
- WSW Smokey Walnut
- WNW Natural Walnut
- TBCO Baby's Cheek
- TBSW Brown Sugar
- TSTV Studio Teak Walnut
- SSM Seattle Mist Paint
- SSL Skyline Walnut Paint
- TOBW Organic Brown
- WWP Designer White Paint

3 Combination Fabrics

[Click to view finishes](#)



Front View



Side View

DARRAN is pleased to offer customers the design freedom of combination fabrics. When using fabric, vinyl or leather combinations, pricing/yardage requirements will be as follows:


A Inside Seat 2 yd(s).
B Outside Back and Arms 1 yd(s).

- When combining two materials of the same grade, pricing will be specified grade + 5%
- If combining two materials of different grades or leather/fabric combination, use the highest grade/price + 5%
- If using COM or COL, pricing will be COM or COL + 5%
- If both COM + COL are used in combination, use COL + 5%

Spire

Lounge Chair
Wood Base Lounge Chair

[Click here to view statement of line](#)



1 Model SPI2332WFL24

w" x d" x h"
22.5 x 26 x 29
Arm Height n/a
Seat Height 17"
Inside Seat Depth 18"
Inside Seat Width 22.5

COM	COL	1	2	3	4	5	6	7	8	9	10	11/L1	12	13/L2
1314	1395	1407	1453	1499	1545	1591	1637	1683	1729	1775	1821	1867	1913	2005

Upholstery Requirements
Fabric yds: 2.5 Leather Sq. Ft.: 45
Carton Weight: 25

Product Features

- Seat and back utilizes high density ultra cell cushioning that conforms to individual's lumbar curvatures for adaptive support
- Upholstered seat and back
- Hardwood base to maximize strength and longevity
- Frame is constructed of kiln-dried solid Ash or Walnut, perpetuating premium quality and durability


2 Select Finish

[Click to view finishes](#)

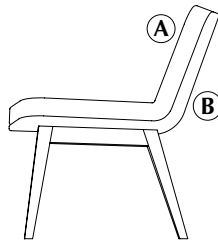
- WEC Ebony
- WLA Lofty Ash
- WAM Alabaster Maple
- WMO Mocha Oak
- WNO Natural Oak
- WSO Salted Oak
- WOW Clear Walnut
- WEW Executive Walnut
- WGW Gunstock Walnut
- WBW Henna Walnut
- WSW Smokey Walnut
- WNW Natural Walnut
- TBCO Baby's Cheek
- TBSW Brown Sugar
- TSTV Studio Teak Walnut
- SSM Seattle Mist Paint
- SSL Skyline Walnut Paint
- TOBW Organic Brown
- WWP Designer White Paint

3 Combination Fabrics

[Click to view finishes](#)



Front View



Side View

DARRAN is pleased to offer customers the design freedom of combination fabrics. When using fabric, vinyl or leather combinations, pricing/yardage requirements will be as follows:


A Inside Seat 1.25 yd(s).
B Outside Back 1.25 yd(s).

- When combining two materials of the same grade, pricing will be specified grade + 5%
- If combining two materials of different grades or leather/fabric combination, use the highest grade/price + 5%
- If using COM or COL, pricing will be COM or COL + 5%
- If both COM + COL are used in combination, use COL + 5%

Spire

Lounge Chair
Wood Base Lounge Chair W/ Arms

[Click here to view statement of line](#)



1 Model SPI2332WFL25

w" x d" x h"
26.5 x 26 x 29
Arm Height 23.5"
Seat Height 18"
Inside Seat Depth 18"
Inside Seat Width 22.5

COM	COL	1	2	3	4	5	6	7	8	9	10	11/L1	12	13/L2
1643	1747	1773	1837	1901	1965	2029	2093	2157	2221	2285	2349	2413	2477	2605

Upholstery Requirements
Fabric yds: 3.5 Leather Sq. Ft.: 63
Carton Weight: 30

Product Features

- Seat and back utilizes high density ultra cell cushioning that conforms to individual's lumbar curvatures for adaptive support
- Upholstered seat, back and arms
- Hardwood base to maximize strength and longevity
- Frame is constructed of kiln-dried solid Ash or Walnut, perpetuating premium quality and durability

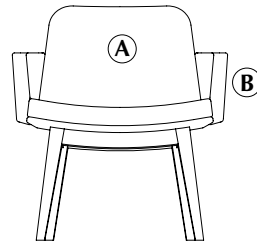
2 Select Finish

[Click to view finishes](#)

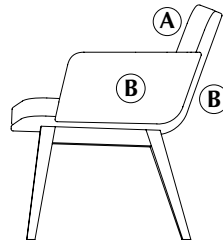
- WEC Ebony
- WLA Lofty Ash
- WAM Alabaster Maple
- WMO Mocha Oak
- WNO Natural Oak
- WSO Salted Oak
- WOW Clear Walnut
- WEW Executive Walnut
- WGW Gunstock Walnut
- WBW Henna Walnut
- WSW Smokey Walnut
- WNW Natural Walnut
- TBCO Baby's Cheek
- TBSW Brown Sugar
- TSTV Studio Teak Walnut
- SSM Seattle Mist Paint
- SSL Skyline Walnut Paint
- TOBW Organic Brown
- WWP Designer White Paint

3 Combination Fabrics

[Click to view finishes](#)



Front View



Side View

DARRAN is pleased to offer customers the design freedom of combination fabrics. When using fabric, vinyl or leather combinations, pricing/yardage requirements will be as follows:

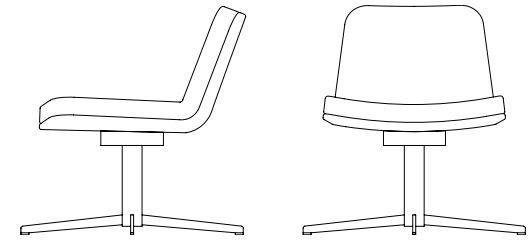
A Inside Seat 2.25 yd(s).s
B Outside Back and Arms 1.25 yd(s).

- When combining two materials of the same grade, pricing will be specified grade + 5%
- If combining two materials of different grades or leather/fabric combination, use the highest grade/price + 5%
- If using COM or COL, pricing will be COM or COL + 5%
- If both COM + COL are used in combination, use COL + 5%

Spire

Guest Chair
Swivel Blade Base Guest Chair

[Click here to view statement of line](#)



1 Model SPI2332NSC26

w" x d" x h"
20.5 x 26 x 29
Arm Height n/a
Seat Height 18"
Inside Seat Depth 18"
Inside Seat Width 19"

COM	COL	1	2	3	4	5	6	7	8	9	10	11/L1	12	13/L2
1557	1638	1640	1681	1722	1763	1804	1845	1886	1927	1968	2009	2050	2091	2173

Upholstery Requirements
Fabric yds: 2.25 Leather Sq. Ft.: 40.5
Carton Weight: 25

Product Features

- Seat and back utilizes high density ultra cell cushioning that conforms to individual's lumbar curvatures for adaptive support
- Upholstered seat and back
- Carbon steel powdercoated base with a memory swivel
- Standard white blade metal base (optional black, silver)

2 Select Finish

[Click to view finishes](#)

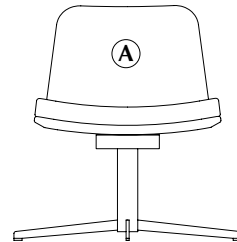
Metal Finish
MFW White. Additional Metal Finishes are available, see options

3 Combination Fabrics

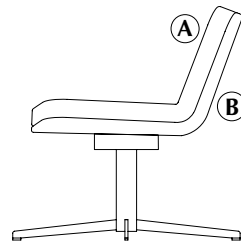
[Click to view finishes](#)

DARRAN is pleased to offer customers the design freedom of combination fabrics. When using fabric, vinyl or leather combinations, pricing/yardage requirements will be as follows:

A Inside Seat 1.25 yd(s).
B Outside Back 1 yd(s).



Front View



Side View

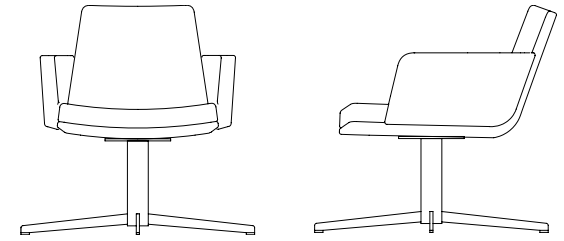
- When combining two materials of the same grade, pricing will be specified grade + 5%
- If combining two materials of different grades or leather/fabric combination, use the highest grade/price + 5%
- If using COM or COL, pricing will be COM or COL + 5%
- If both COM + COL are used in combination, use COL + 5%

Spire

Guest Chair

Swivel Blade Base Guest Chair W/ Arms

[Click here to view statement of line](#)



1 Model SPI2332ASC27

w" x d" x h"
24.5 x 26 x 29
Arm Height 23.5"
Seat Height 18"
Inside Seat Depth 18"
Inside Seat Width 19"

COM	COL	1	2	3	4	5	6	7	8	9	10	11/L1	12	13/L2
1947	2051	2058	2113	2168	2223	2278	2333	2388	2443	2498	2553	2608	2663	2773

Upholstery Requirements
Fabric yds: 3 Leather Sq. Ft.: 54
Carton Weight: 30

Product Features

- Seat and back utilizes high density ultra cell cushioning that conforms to individual's lumbar curvatures for adaptive support
- Upholstered seat, back and arms
- Carbon steel powdercoated base with a memory swivel
- Standard white blade metal base (optional black, silver)

2 Select Finish

[Click to view finishes](#)

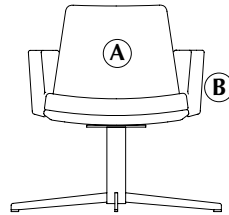
Metal Finish
MFW White. Additional Metal Finishes are available, see options

3 Combination Fabrics

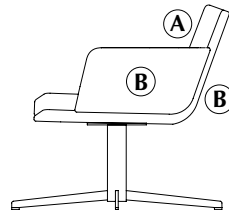
[Click to view finishes](#)

DARRAN is pleased to offer customers the design freedom of combination fabrics. When using fabric, vinyl or leather combinations, pricing/yardage requirements will be as follows:

A Inside Seat 2 yd(s).
B Outside Back and Arms 1 yd(s).



Front View



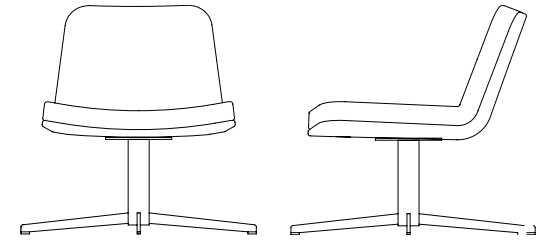
Side View

- When combining two materials of the same grade, pricing will be specified grade + 5%
- If combining two materials of different grades or leather/fabric combination, use the highest grade/price + 5%
- If using COM or COL, pricing will be COM or COL + 5%
- If both COM + COL are used in combination, use COL + 5%

Spire

Lounge Chair
Swivel Blade Base Lounge Chair

[Click here to view statement of line](#)



1 Model SPI2332NSL26

w" x d" x h"
22.5 x 26 x 29
Arm Height n/a
Seat Height 18"
Inside Seat Depth 18"
Inside Seat Width 22.5"

COM	COL	1	2	3	4	5	6	7	8	9	10	11/L1	12	13/L2
1574	1655	1685	1740	1795	1850	1905	1960	2015	2070	2125	2180	2235	2290	2400

Upholstery Requirements
Fabric yds: 3 Leather Sq. Ft.: 54
Carton Weight: 25

Product Features

- Seat and back utilizes high density ultra cell cushioning that conforms to individual's lumbar curvatures for adaptive support
- Upholstered seat and back
- Carbon steel powdercoated base with a memory swivel
- Standard white blade metal base (optional black, silver)

2 Select Finish

[Click to view finishes](#)

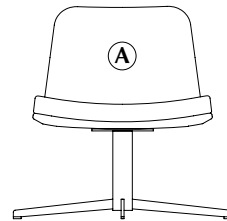
Metal Finish
MFW White. Additional Metal Finishes are available, see options

3 Combination Fabrics

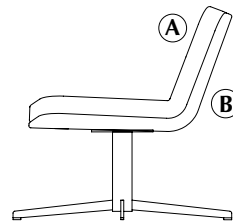
[Click to view finishes](#)

DARRAN is pleased to offer customers the design freedom of combination fabrics. When using fabric, vinyl or leather combinations, pricing/yardage requirements will be as follows:

A Inside Seat 2 yd(s).s
B Outside Back 1 yd(s).s



Front View




Side View

- When combining two materials of the same grade, pricing will be specified grade + 5%
- If combining two materials of different grades or leather/fabric combination, use the highest grade/price + 5%
- If using COM or COL, pricing will be COM or COL + 5%
- If both COM + COL are used in combination, use COL + 5%

Spire

Lounge Chair
Swivel Blade Base Lounge Chair W/ Arms

[Click here to view statement of line](#)



1 Model SPI2332ASL27

w" x d" x h"
26.5 x 26 x 29
Arm Height 23.5"
Seat Height 18"
Inside Seat Depth 18"
Inside Seat Width 22.5

COM	COL	1	2	3	4	5	6	7	8	9	10	11/L1	12	13/L2
1959	2063	2089	2153	2217	2281	2345	2409	2473	2537	2601	2665	2729	2793	2921

Upholstery Requirements
Fabric yds: 3.5 Leather Sq. Ft.: 63
Carton Weight: 30

Product Features

- Seat and back utilizes high density ultra cell cushioning that conforms to individual's lumbar curvatures for adaptive support
- Upholstered seat, back and arms
- Carbon steel powdercoated base with a memory swivel
- Standard white blade metal base (optional black, silver)

2 Select Finish

[Click to view finishes](#)

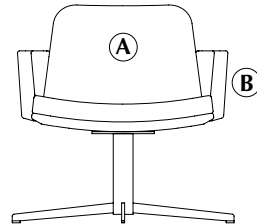
Metal Finish
MFW White. Additional Metal Finishes are available, see options

3 Combination Fabrics

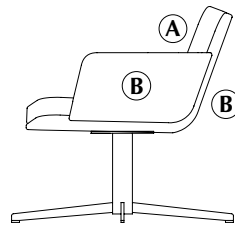
[Click to view finishes](#)

DARRAN is pleased to offer customers the design freedom of combination fabrics. When using fabric, vinyl or leather combinations, pricing/yardage requirements will be as follows:

A Inside Seat 2.25 yd(s).s
B Outside Back and Arms 1.25 yd(s).



Front View



Side View

- When combining two materials of the same grade, pricing will be specified grade + 5%
- If combining two materials of different grades or leather/fabric combination, use the highest grade/price + 5%
- If using COM or COL, pricing will be COM or COL + 5%
- If both COM + COL are used in combination, use COL + 5%

Options

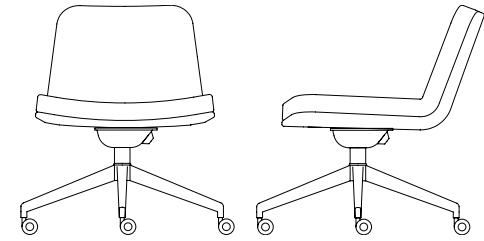
Premium Finish Option

- Base Metal Finish color - \$160 per base
- Specify MFB: Black, MFS: Silver, MFGM Matte Gold, MFDB Dark Bronze
- MFW: White, MFS: Silver, MFGG: Graphite Gray, MFSS: Salmon Sienna, MFSA: Surfing Aquavert, MFPS: Pistachio, MFOS: Oyster, MFNA: Navy, MFOL: Olive, MFGB: Grey Beige

Spire

Conference Lounge Chair
Conference Chair

[Click here to view statement of line](#)



1 Model SPI2332NLC31

w" x d" x h"
27 x 26 x 31.5
Arm Height n/a
Seat Height 19-22"
Inside Seat Depth 18"
Inside Seat Width 22.5"

COM	COL	1	2	3	4	5	6	7	8	9	10	11/L1	12	13/L2
1595	1676	1688	1734	1780	1826	1872	1918	1964	2010	2056	2102	2148	2194	2286

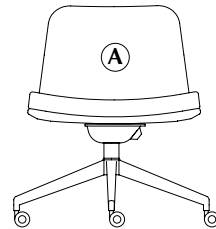
Upholstery Requirements
Fabric yds: 2.5 Leather Sq. Ft.: 45
Carton Weight: 30

Product Features

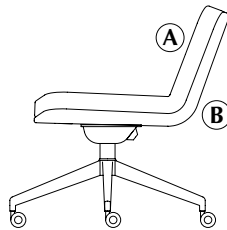
- 26" diameter polished aluminum base
- Seat and back utilizes high density ultra cell cushioning that conforms to individual's lumbar curvatures for adaptive support
- Knee Tilt Swivel w/ forward pivot point
- Large 60mm diameter casters are standard to promote increased mobility
- Upholstered seat and back

3 Combination Fabrics

[Click to view finishes](#)



Front View



Side View

DARRAN is pleased to offer customers the design freedom of combination fabrics. When using fabric, vinyl or leather combinations, pricing/yardage requirements will be as follows:

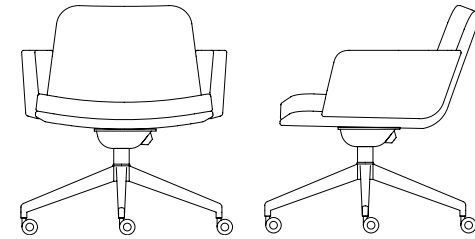
A Inside Seat 1.25 yd(s).
B Outside Back 1.25 yd(s).

- When combining two materials of the same grade, pricing will be specified grade + 5%
- If combining two materials of different grades or leather/fabric combination, use the highest grade/price + 5%
- If using COM or COL, pricing will be COM or COL + 5%
- If both COM + COL are used in combination, use COL + 5%

Spire

Conference Lounge Chair
Conference Chair W/ Arms

[Click here to view statement of line](#)



1 Model SPI2332ALC32

w" x d" x h"
24.5 x 26 x 29
Arm Height
Seat Height 18-22"
Inside Seat Depth 18"
Inside Seat Width 22.5"

COM	COL	1	2	3	4	5	6	7	8	9	10	11/L1	12	13/L2
1986	2090	2116	2180	2244	2308	2372	2436	2500	2564	2628	2692	2756	2820	2948

Upholstery Requirements
Fabric yds: 3.5 Leather Sq. Ft.: 63
Carton Weight: 30

Product Features

- 26" diameter polished aluminum base
- Seat and back utilizes high density ultra cell cushioning that conforms to individual's lumbar curvatures for adaptive support
- Knee Tilt Swivel w/ forward pivot point
- Large 60mm diameter casters are standard to promote increased mobility
- Upholstered Seat, back and arms

2 Select Finish

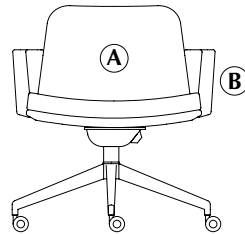
[Click to view finishes](#)

3 Combination Fabrics

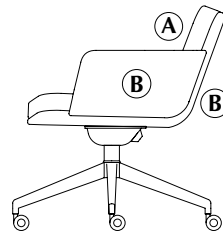
[Click to view finishes](#)

DARRAN is pleased to offer customers the design freedom of combination fabrics. When using fabric, vinyl or leather combinations, pricing/yardage requirements will be as follows:

A Inside Seat 2.25 yd(s).s
B Outside Back and Arms
1.25 yd(s).



Front View



Side View

- When combining two materials of the same grade, pricing will be specified grade + 5%
- If combining two materials of different grades or leather/fabric combination, use the highest grade/price + 5%
- If using COM or COL, pricing will be COM or COL + 5%
- If both COM + COL are used in combination, use COL + 5%

Salt & pepper power ports

Style Number

List Price



PDP01 Pepper (power)

\$95

PDS01 Salt (powered USB)

\$225

Specifications

- > Pepper port includes 1 power plug
- > Salt port includes 2 power USB
- > Cord is 72" long
- > Spill-proof technology

Available: Boss, Spire



Pepper power pod



Salt powered USB





Thinking Quietly Price List

Effective November 1, 2022

Designed By ThinkingWorks Design Studio


Date	Page	Modification	Description
11.10.22		9% Price Increase	9% price increase applied to all products (excluding options)
05.18.23	19	Added PSG82-L	Linking to the Powered seamless grommet
6.20.23		Removed DUAL	power systems
6.28.23		Powered Seamless Grommet	no longer available on Thermally Fused Laminate

Statement of Line
Features & Advantages1
Finishes | Specifications2
Specifications2
Edges | Pulls | Wire management3
Grain Direction4
Round Conference Tables5
Square Conference Tables6
Conference Tables7
Options12
Power & Data.....13

Statement of Line




Page 5
Conference Tables
Round Top With Frame



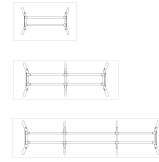
Page 6
Conference Tables
Square Top With Frame



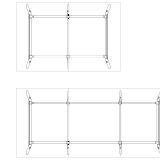
Page 7
Conference Tables
Rectangle - 36" Depth



Page 8
Conference Tables
Rectangle - 42" Depth



Page 9
Conference Tables
Rectangle - 48" Depth



Page 10
Conference Tables
Rectangle - 54" Depth



Page 11
Conference Tables
Rectangle - 60" Depth

Veneer

DARRAN only uses HPVA AA Grade Flat Cut Cherry and Maple, and AA Grade Quartered Oak Veneers. All veneers are selected and matched for balance and consistency.

Veneer tops

Thinking quietly veneer tops feature a 45-pound density substrate with balanced 3-ply construction. Tops are 1" thick on MDF core comprised of 100% recycled and recovered wood fibers. All veneer tops are slipmatched and feature a 3mm external solid hardwood band or profile edge.

Laminate tops

Laminate tops

Thinking quietly high-pressure laminate tops feature a 45-pound density substrate with balanced 3-ply construction. Tops are 1" thick on MDF core comprised of 100% recycled and recovered wood fibers. All high pressure laminate tops are available with a profile edge, laminate self-edge or 2mm PVC edge band. Laminates in wood grain patterns feature a fine grain texture that features the polish and luxe of a real wood veneer with a subtle narrow grain structure.

TFL tops

Thermally Fused Laminate tops feature a 45-pound density substrate with balanced 3-ply construction. Tops are 1" thick on MDF core that is comprised of 100% recycled and recovered wood fibers. All Thermally Fused Laminate tops are available with a 2mm flat PVC band. Laminates in wood grain patterns feature Timberline Texture providing the grain pattern of wood.

Cleaning wood & laminate

In addition to regular dusting, give your furniture an occasional cleaning in accordance with our cleaning instructions. DARRAN wood and laminate products can be cleaned with a soft cloth and a mild soap and water mixture. Use approximately 32 oz of water mixed with one tablespoon of dish soap, always wiping with the grain. Dry with a soft cloth, going with the grain, to avoid spotting or streaking.

Wood products should be waxed periodically using a non-wax liquid; please do not use any waxy polish or cleaner. Interior of drawers may also be cleaned with mild soap and water mixture, or any household cleaner that is not petroleum or thinner-based.

Powerports

A large selection of power pods are available and handle power, data, docking stations and communication. See options section for selection.

STANDARD VENEER	PREMIUM VENEER	HIGH PRESSURE LAMINATE	THERMALLY FUSED LAMINATE
WEC Ebony on Cherry.....	N/A.....	GEC Ebony	MEC Ebony
WAM Alabaster Maple	N/A.....	GAM Alabaster Maple	N/A
WSO Salted Oak	N/A.....	N/A	N/A
WWP Designer White Paint.....	N/A.....	GWL Designer White	MWL Designer White

*WSO Salted Oak and WEC Ebony Features matte 5% sheen. All other finishes are 40% sheen

Send 3x3 or larger finish chip for color match. Custom finish upcharge is 3% or \$250 Net (whichever is greater).

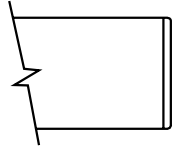


Finish

Welltech Finish delivers a superior furniture coating with exceptional performance that can withstand stringent cleaning agents and possesses unparalleled durability, allowing DARRAN to provide lasting, sustainable products to our customers.

STANDARD PROFILE

"W" & "G" STANDARD PROFILE

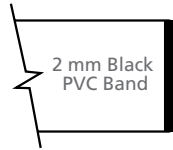


"W" "P" 3mm Hardwood Band
"G" HPL Self Laminate Band

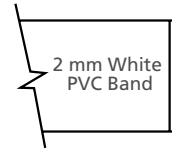
Flat-1
"W" "G"

*Flat-1 not available in GWL finish

"W" "G" & "M" STANDARD PROFILE



2 mm Black
PVC Band
Flat-2
"W" "G"



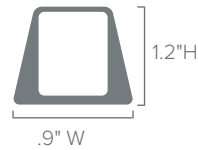
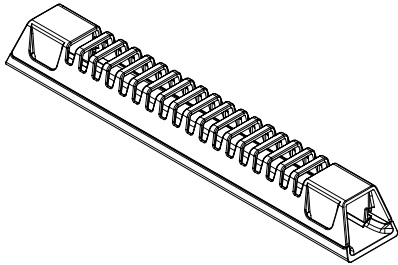
2 mm White
PVC Band
Flat-3
"W" "G"

CONFERENCE WIRE MANAGEMENT

Power and data cables can be discretely housed and managed.

10"W x 1.5"D x 1.25"H

W21: Grey Wire Manager (10.5") - \$35



VERTEBRAE WIRE MANAGEMENT

W22 - Vertebrae (Clear) - \$135



W23 - Vertebrae (Gray) - \$140

*Field Installed

DARRAN®

GRAIN DIRECTION

"W" CONFERENCE



"G" & "M" CONFERENCE



Thinking Quietly Grain Direction

Thinking Quietly

Conference Tables
Round Top With Frame

[Click here to view statement of line](#)



1 Select Model

w" x d" x h"	Weight
Sitting Height	
60 DIA x 29	150
54 DIA x 29	140
48 DIA x 29	130
42 DIA x 29	120
36 DIA x 29	110
Standing Height	
48 DIA x 42	145
42 DIA x 42	135
36 DIA x 42	125

Standard Veneer Top Salted Oak Frame		Premium Veneer Top Salted Oak Frame		High Pressure Laminate Top Salted Oak Frame		Thermally Fused Laminate Top Salted Oak Frame	
THQ6060RD121W	5074	"P" Option N/A		THQ6060RD121G	4678	THQ6060RD121M	4120
THQ5454RD121W	4788	"P" Option N/A		THQ5454RD121G	4483	THQ5454RD121M	4040
THQ4848RD121W	3241	"P" Option N/A		THQ4848RD121G	2932	THQ4848RD121M	2453
THQ4242RD121W	3201	"P" Option N/A		THQ4242RD121G	2902	THQ4242RD121M	2408
THQ3636RD121W	3163	"P" Option N/A		THQ3636RD121G	2874	THQ3636RD121M	2352
THQ4848RD141W	3486	"P" Option N/A		THQ4848RD141G	3178	THQ4848RD141M	2699
THQ4242RD141W	3447	"P" Option N/A		THQ4242RD141G	3148	THQ4242RD141M	2656
THQ3636RD141W	3410	"P" Option N/A		THQ3636RD141G	3120	THQ3636RD141M	2598

Product Features

- 1" Thick top
- WellTech Finish Technology on wood tops
- Base is Solid Salted Oak with Lofty Ash inserts
- Top attaches to metal frame rail

Notes

- Power Pods not available due to base plate

Options

Premium Finish

- WEC: Ebony finish on solid wood frame - 10% upcharge

2 Select Finish

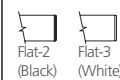
[Click to view finishes](#)

Top finish	Frame finish
WEC	WSO
WAM	WEC
WWP	+10%
WSO	

Top finish	Frame finish	Top finish	Frame finish
GAM	WSO	MWL	WSO
GWL	WEC +10%	MEC	WEC
GEC			+10%

3 Select Edge

[Click to view edges](#)



4 Select Hardware

[Click to view details](#)

Hardware
N/A


Hardware
N/A

Hardware
N/A

Thinking Quietly





Conference Tables Square Top With Frame

[Click here to view statement of line](#)



1 Select Model

w" x d" x h"	Weight
Sitting Height	
60 x 60 x 29	155
54 x 54 x 29	145
48 x 48 x 29	135
42 x 42 x 29	125
36 x 36 x 29	115
Standing Height	
48 x 48 x 42	150
42 x 42 x 42	140
36 x 36 x 42	130

	Standard Veneer Top Salted Oak Frame		Premium Veneer Top Salted Oak Frame		High Pressure Laminate Top Salted Oak Frame		Thermally Fused Laminate Top Salted Oak Frame		
2 Select Finish Click to view finishes	Top finish WEC WAM WWP WSO	Frame finish WSO WEC +10%			Top finish GAM GWL GEC	Frame finish WSO WEC +10%	Top finish MWL MEC	Frame finish WSO WEC +10%	
Metal Finish MFG Gray (standard), MFGG Graphite Gray (optional)									
3 Select Edge Click to view edges	 Flat-1	 Flat-2 (Black)	 Flat-3 (White)		 Flat-1	 Flat-2 (Black)	 Flat-3 (White)	 Flat-2 (Black)	 Flat-3 (White)
4 Select Hardware Click to view details	Hardware N/A				Hardware N/A			Hardware N/A	

Product Features

- 1" Thick top
- WellTech Finish Technology on wood tops
- Base is Solid Salted Oak with Lofty Ash inserts
- Top attaches to metal frame rail

Options

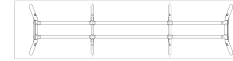
Premium Finish

- WEC: Ebony finish on solid wood frame - 10% upcharge

Thinking Quietly

Conference Tables
Rectangle - 36" Depth

[Click here to view statement of line](#)



1 Select Model

w" x d" x h"	Weight
3 Piece Top	
240 x 36 x 29	315
216 x 36 x 29	290
198 x 36 x 29	265
2 Piece Top	
168 x 36 x 29	240
144 x 36 x 29	215
120 x 36 x 29	190
1 Piece Top	
96 x 36 x 29	165
84 x 36 x 29	155
72 x 36 x 29	145

Standard Veneer Top Salted Oak Frame		Premium Veneer Top Salted Oak Frame		High Pressure Laminate Top Salted Oak Frame		Thermally Fused Laminate Top Salted Oak Frame	
---	--	--	--	--	--	--	--

THQ24036RE123W	11503	"P" Option N/A	THQ24036RE123G	10450	THQ24036RE123M	9159
THQ21636RE123W	11113	"P" Option N/A	THQ21636RE123G	10139	THQ21636RE123M	9043
THQ19836RE123W	9881	"P" Option N/A	THQ19836RE123G	9138	THQ19836RE123M	8144
THQ16836RE122W	7981	"P" Option N/A	THQ16836RE122G	7303	THQ16836RE122M	6477
THQ14436RE122W	7661	"P" Option N/A	THQ14436RE122G	7042	THQ14436RE122M	6391
THQ12036RE122W	7342	"P" Option N/A	THQ12036RE122G	6780	THQ12036RE122M	6303
THQ9636RE121W	4968	"P" Option N/A	THQ9636RE121G	4599	THQ9636RE121M	4083
THQ8436RE121W	4831	"P" Option N/A	THQ8436RE121G	4483	THQ8436RE121M	4040
THQ7236RE121W	4693	"P" Option N/A	THQ7236RE121G	4375	THQ7236RE121M	3996

Product Features

- 1" Thick top
- WellTech Finish Technology on wood tops
- Base is Solid Salted Oak with Lofty Ash inserts
- Grey Metal Finish frame standard
- Top attaches to metal frame rail

Notes

- 72"-96" Width Tops have 4 Legs
- 120"-168" Wood Tops have 6 Legs
- 198"-240" Wood Tops have 8 Legs

Options

Power

- Two pods mounted under the hinged seamless grommet. Each pod has 4 power and 2 data ports. Telecom connectors sold separately.
- PSG82-C: Plug with 144" cord (8 power, 2 telecom plates) - \$2044 each
- W21: Grey Wire Manager (10.5") - \$35 ea.

Premium Finish

- WEC: Ebony finish on solid wood frame - 10% upcharge

Premium Metal Finish

- One Piece Top
- MFGG: Graphite Gray - \$575
- Two Piece Top
- MFGG: Graphite Gray - \$850
- Three Piece Top
- MFGG: Graphite Gray - \$1200

2 Select Finish

[Click to view finishes](#)

Top finish	Frame finish
WEC	WSO
WAM	WEC
WWP	+10%
WSO	

Metal Finish

MFG Gray (standard).

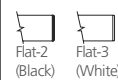
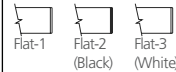
Premium Metal Finishes available, see Options

Top finish	Frame finish
GAM	WSO
GWL	WEC +10%
GEC	

Top finish	Frame finish
MWL	WSO
MEC	WEC
	+10%

3 Select Edge

[Click to view edges](#)



4 Select Hardware

[Click to view details](#)

Hardware
N/A

Hardware
N/A

Hardware
N/A

Thinking Quietly

Conference Tables
Rectangle - 42" Depth

[Click here to view statement of line](#)



1 Select Model

w" x d" x h"	Weight
3 Piece Top	
240 x 42 x 29	345
216 x 42 x 29	320
198 x 42 x 29	295
2 Piece Top	
168 x 42 x 29	270
144 x 42 x 29	235
120 x 42 x 29	210
1 Piece Top	
96 x 42 x 29	185
84 x 42 x 29	170
72 x 42 x 29	160

Standard Veneer Top Salted Oak Frame		Premium Veneer Top Salted Oak Frame		High Pressure Laminate Top Salted Oak Frame		Thermally Fused Laminate Top Salted Oak Frame	
---	--	--	--	--	--	--	--

THQ24042RE123W	12212	"P" Option N/A	THQ24042RE123G	11024	THQ24042RE123M	9305
THQ21642RE123W	11769	"P" Option N/A	THQ21642RE123G	10666	THQ21642RE123M	9174
THQ19842RE123W	10354	"P" Option N/A	THQ19842RE123G	9523	THQ19842RE123M	8261
THQ16842RE122W	8445	"P" Option N/A	THQ16842RE122G	7673	THQ16842RE122M	6578
THQ14442RE122W	8125	"P" Option N/A	THQ14442RE122G	7419	THQ14442RE122M	6477
THQ12042RE122W	7799	"P" Option N/A	THQ12042RE122G	7151	THQ12042RE122M	6375
THQ9642RE121W	5227	"P" Option N/A	THQ9642RE121G	4802	THQ9642RE121M	4193
THQ8442RE121W	5074	"P" Option N/A	THQ8442RE121G	4678	THQ8442RE121M	4120
THQ7242RE121W	4922	"P" Option N/A	THQ7242RE121G	4555	THQ7242RE121M	4040

Product Features

- 1" Thick top
- WellTech Finish Technology on wood tops
- Base is Solid Salted Oak with Lofty Ash inserts
- Grey Metal Finish frame standard
- Top attaches to metal frame rail

Notes

- 72"-96" Width Tops have 4 Legs
- 120"-168" Wood Tops have 6 Legs
- 198"-240" Wood Tops have 8 Legs

Options

Power

- Two pods mounted under the hinged seamless grommet. Each pod has 4 power and 2 data ports. Telecom connectors sold separately.
- PSG82-C: Plug with 144" cord (8 power, 2 telecom plates) - \$2044 each
- W21: Grey Wire Manager (10.5") - \$35 ea.

Premium Finish

- WEC: Ebony finish on solid wood frame - 10% upcharge

Premium Metal Finish

- One Piece Top
- MFGG: Graphite Gray - \$575
- Two Piece Top
- MFGG: Graphite Gray - \$850
- Three Piece Top
- MFGG: Graphite Gray - \$1200

2 Select Finish

[Click to view finishes](#)

Top finish	Frame finish
WEC	WSO
WAM	WEC
WWP	+10%
WSO	

Metal Finish

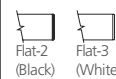
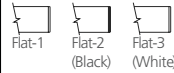
MFG Gray (standard),
MFGG Graphite Gray
(optional)

Top finish	Frame finish
GAM	WSO
GWL	WEC +10%
GEC	

Top finish	Frame finish
MWL	WSO
MEC	WEC
	+10%

3 Select Edge

[Click to view edges](#)



4 Select Hardware

[Click to view details](#)

Hardware
N/A

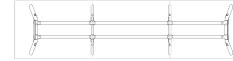
Hardware
N/A

Hardware
N/A

Thinking Quietly

Conference Tables
Rectangle - 48" Depth

[Click here to view statement of line](#)



1 Select Model

w" x d" x h"	Weight
3 Piece Top	
240 x 48 x 29	375
216 x 48 x 29	350
198 x 48 x 29	325
2 Piece Top	
168 x 48 x 29	300
144 x 48 x 29	255
120 x 48 x 29	230
1 Piece Top	
96 x 48 x 29	205
84 x 48 x 29	185
72 x 48 x 29	175

	Standard Veneer Top Salted Oak Frame	Premium Veneer Top Salted Oak Frame	High Pressure Laminate Top Salted Oak Frame	Thermally Fused Laminate Top Salted Oak Frame
Top finish				
Frame finish				
Top finish				
Frame finish				
Top finish				
Frame finish				
Hardware				

Product Features

- 1" Thick top
- WellTech Finish Technology on wood tops
- Base is Solid Salted Oak with Lofty Ash inserts
- Grey Metal Finish frame standard

Notes

- 72"-96" Width Tops have 4 Legs
- 120"-168" Wood Tops have 6 Legs
- 198"-240" Wood Tops have 8 Legs

Options

Power

- Two pods mounted under the hinged seamless grommet. Each pod has 4 power and 2 data ports. Telecom connectors sold separately.
- PSG82-C: Plug with 144" cord (8 power, 2 telecom plates) - \$2044 each
- W21: Grey Wire Manager (10.5") - \$35 ea.

Premium Finish

- WEC: Ebony finish on solid wood frame - 10% upcharge

Premium Metal Finish

- One Piece Top
- MFGG: Graphite Gray - \$575
- Two Piece Top
- MFGG: Graphite Gray - \$850
- Three Piece Top
- MFGG: Graphite Gray - \$1200

2 Select Finish

[Click to view finishes](#)

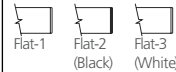
Top finish	Frame finish
WEC	WSO
WAM	WEC
WWP	+10%
WSO	

Metal Finish

MFG Gray (standard),
MFGG Graphite Gray
(optional)

3 Select Edge

[Click to view edges](#)



4 Select Hardware

[Click to view details](#)

Hardware
N/A

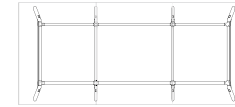
Hardware
N/A

Hardware
N/A

Thinking Quietly

Conference Tables
Rectangle - 54" Depth

[Click here to view statement of line](#)



1 Select Model

w" x d" x h"	Weight
3 Piece Top	
240 x 54 x 29	410
216 x 54 x 29	380
198 x 54 x 29	350
2 Piece Top	
168 x 54 x 29	325
144 x 54 x 29	290
120 x 54 x 29	255

	Standard Veneer Top Salted Oak Frame	Premium Veneer Top Salted Oak Frame	High Pressure Laminate Top Salted Oak Frame	Thermally Fused Laminate Top Salted Oak Frame																								
2 Select Finish Click to view finishes	<table border="1"> <thead> <tr> <th>Top finish</th> <th>Frame finish</th> </tr> </thead> <tbody> <tr> <td>WEC</td> <td>WSO</td> </tr> <tr> <td>WAM</td> <td>WEC</td> </tr> <tr> <td>WWP</td> <td>+10%</td> </tr> <tr> <td>WSO</td> <td></td> </tr> </tbody> </table> <p>Metal Finish MFG Gray (standard), MFGG Graphite Gray (optional)</p>	Top finish	Frame finish	WEC	WSO	WAM	WEC	WWP	+10%	WSO		<p>"P" Option N/A</p>	<table border="1"> <thead> <tr> <th>Top finish</th> <th>Frame finish</th> </tr> </thead> <tbody> <tr> <td>GAM</td> <td>WSO</td> </tr> <tr> <td>GWL</td> <td>WEC +10%</td> </tr> <tr> <td>GEC</td> <td></td> </tr> </tbody> </table>	Top finish	Frame finish	GAM	WSO	GWL	WEC +10%	GEC		<table border="1"> <thead> <tr> <th>Top finish</th> <th>Frame finish</th> </tr> </thead> <tbody> <tr> <td>MWL</td> <td>WSO</td> </tr> <tr> <td>MEC</td> <td>WEC +10%</td> </tr> </tbody> </table>	Top finish	Frame finish	MWL	WSO	MEC	WEC +10%
Top finish	Frame finish																											
WEC	WSO																											
WAM	WEC																											
WWP	+10%																											
WSO																												
Top finish	Frame finish																											
GAM	WSO																											
GWL	WEC +10%																											
GEC																												
Top finish	Frame finish																											
MWL	WSO																											
MEC	WEC +10%																											
3 Select Edge Click to view edges	Flat-1 Flat-2 (Black) Flat-3 (White)		Flat-1 Flat-2 (Black) Flat-3 (White)	Flat-2 (Black) Flat-3 (White)																								
4 Select Hardware Click to view details	Hardware N/A		Hardware N/A	Hardware N/A																								

Product Features

- 1" Thick top
- WellTech Finish Technology on wood tops
- Base is Solid Salted Oak with Lofty Ash inserts
- Grey Metal Finish frame standard

Notes

- 120"-168" Wood Tops have 6 Legs
- 198"-240" Wood Tops have 8 Legs

Options

Power

- Two pods mounted under the hinged seamless grommet. Each pod has 4 power and 2 data ports. Telecom connectors sold separately.
- PSG82-C: Plug with 144" cord (8 power, 2 telecom plates) - \$2044 each
 - W21: Grey Wire Manager (10.5") - \$35 ea.

Premium Finish

- WEC: Ebony finish on solid wood frame - 10% upcharge

Premium Metal Finish

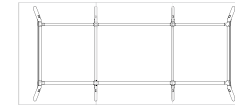
- One Piece Top
- MFGG: Graphite Gray - \$575
- Two Piece Top
- MFGG: Graphite Gray - \$850
- Three Piece Top
- MFGG: Graphite Gray - \$1200

Thinking Quietly

Conference Tables









Rectangle - 60" Depth

[Click here to view statement of line](#)



1 Select Model

w" x d" x h"	Weight
3 Piece Top	
240 x 60 x 29	465
216 x 60 x 29	420
198 x 60 x 29	375
2 Piece Top	
168 x 60 x 29	320
144 x 60 x 29	310
120 x 60 x 29	265

	Standard Veneer Top Salted Oak Frame		Premium Veneer Top Salted Oak Frame		High Pressure Laminate Top Salted Oak Frame		Thermally Fused Laminate Top Salted Oak Frame		
2 Select Finish Click to view finishes	Top finish WEC WAM WWP WSO	Frame finish WSO WEC +10%		"P" Option N/A "P" Option N/A "P" Option N/A					
Metal Finish MFG Gray (standard), MFGG Graphite Gray (optional)									
3 Select Edge Click to view edges	 Flat-1	 Flat-2 (Black)	 Flat-3 (White)		 Flat-1	 Flat-2 (Black)	 Flat-3 (White)	 Flat-2 (Black)	 Flat-3 (White)
4 Select Hardware Click to view details	Hardware N/A				Hardware N/A			Hardware N/A	
	THQ24060RE123W 15257			THQ24060RE123G 13518				THQ24060RE123M 9783	
	THQ21660RE123W 14610			THQ21660RE123G 12995				THQ21660RE123M 9233	
	THQ19860RE123W 12525			THQ19860RE123G 11306				THQ19860RE123M 8710	
	THQ16860RE122W 10458			THQ16860RE122G 9327				THQ16860RE122M 6970	
	THQ14460RE122W 9987			THQ14460RE122G 8943				THQ14460RE122M 6824	
	THQ12060RE122W 9498			THQ12060RE122G 8549				THQ12060RE122M 6680	

Product Features

- 1" Thick top
- WellTech Finish Technology on wood tops
- Base is Solid Salted Oak with Lofty Ash inserts
- Grey Metal Finish frame standard

Notes

- 120"-168" Wood Tops have 6 Legs
- 198"-240" Wood Tops have 8 Legs

Options

Power

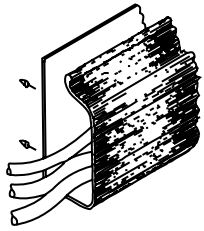
- Two pods mounted under the hinged seamless grommet. Each pod has 4 power and 2 data ports. Telecom connectors sold separately.
- PSG82-C: Plug with 144" cord (8 power, 2 telecom plates) - \$2044 each
 - W21: Grey Wire Manager (10.5") - \$35 ea.

Premium Finish

- WEC: Ebony finish on solid wood frame - 10% upcharge

Premium Metal Finish

- One Piece Top
- MFGG: Graphite Gray - \$575
- Two Piece Top
- MFGG: Graphite Gray - \$850
- Three Piece Top
- MFGG: Graphite Gray - \$1200



WIRE MANAGEMENT
horizontal j-channel wire
management raceway

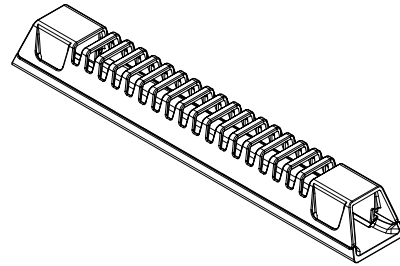
Style Number	List Price
W1	80 Per 4' section

Specifications

- 4' section for field installation.
- The "J" shape black thermoplastic wire raceway may be added to specified worksurface tops to provide concealed channeling of wires to and from worksurface grommets. For use in open kneespace areas, raceway is attachable to top of back panel with pan head screws. Interior dimensions are 1" x 1- 1/2" providing ample storage for multiple wires and excess cable. Front of raceway flexes out for easy cord insertion.

Notes

- Units w/ Wire Channel Standard.
- Field Installation



WIRE MANAGEMENT
horizontal wire management raceway

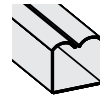
Style Number	List Price
W21	35

Specifications

- 10"W x 1.5"D x 1.25"H
- Grey Wire Manager (10.5")
- Power and data cables can be discretely housed and managed with the W21 Gray Wire Manager. This can be mounted in any location to metal frame or underside of conference tables and runs cables through a 1" channel from power module to hollow steel legs. This keeps cables organized under the table top. Release clips make it simple to snap on and off the Wire Manager for easy organization and access after attached to the table

Notes

- Field installed



WIRE MANAGEMENT
horizontal u-channel wire
management raceway

Style Number	List Price
W2A	80 Per 4' section

Specifications

- 4' section for field installation.

Notes

- Units w/ Wire Channel Standard.
- Field Installation



WIRE MANAGEMENT
coil wire manager

Style Number	List Price
W18	160

Specifications

- Weighted Base, Table attachment plate
- 39- 1/2" Length
- Black

Notes

- Location

Aircharge wireless charging grommet

Style Number	List Price
 ACWG WIRELESS GROMMET	\$213

Specifications

- > When used with GROVE Tables an additional \$350 LIST will apply for the special cutout required.
- > AirCharge offers a convenient way to charge any Qi compatible smartphone or device without the need to carry charging cables or find an available power outlet.
- > The Aircharge is powered by the latest Qi compliant IC offering reliable and efficient wireless charging in a convenient 3" grommet hub. Simply place your phone on the Aircharge and an LED will confirm pairing and begin wireless charging.
- > Recess: Efficient space conservation and quick access
- > Input: DC 5V (with included AC power adapter), DC 9V, 1.67A (with optional QC 2.0 power adapter)
- > Output: 5 watts Max. with DC 5V, 2A power adapter, 10 watts Max. with QC 2.0 power adapter
- > Qi V1.2 compliant IC
- > Charging distance: 6mm Max.

Available: All DARRAN collections



Cove power unit - non-linking

Style Number	List Price
 PD-COVE PLUG	\$600
Non-linking version	

Specifications

- > Size 5.75"L x 2.5"W
- > (2) 15 Amp Receptacles and (2) USB charging ports
- > Surface Mount
- > 108" Cord
- > Standard Silver Finish, Available in White or Black Finish upon request
- > ETL Listed

Available: All DARRAN collections



Cove power unit with daisylink

Style Number	List Price
--------------	------------

STARTER UNITS



COV-DCH HARDWIRED	\$744
-------------------	-------

Includes (1) Cove unit with Hardwire Infeed - 120"



COV-DCP PLUG	\$872
--------------	-------

Includes (1) Cove unit with Plug infeed - Includes 72" Cord and 32" Infeed Jumper for 104" total cord infeed

ADDITIONAL LINKING UNITS

COV-DCL	\$627 EACH
---------	------------

Includes Linking Cove unit and Jumper up to 96", cable length determined by the top size

Specifications

- > Size: 5.75"L x 2.5"W
- > (2) 15 Amp Receptacles and (2) 2.1 Amp USB charging ports
- > Surface Mount
- > Max Daisy Chain - Hardwire - (9) units; Plug/Corded - (4) units
- > Standard Silver Finish, Available in White or Black Finish upon request
- > ETL Listed

Available: All DARRAN collections



Cove corded series

Style Number	List Price
 PD-COVE-PKO	\$872

Specifications

- > Size 9.5"L x 2.5"W x 3.18"D
- > When used with GROVE Tables an additional \$350 LIST will apply for the special cutout required.
- > (2) Power Receptacles, (2) 2.1 Amp USB charging ports and (1) Telecom Plate Knockout
- > Surface Mount
- > 108" Cord
- > Standard Silver Finish, Available in White or Black Finish upon request
- > ETL Listed

Available: All DARRAN collections

Telecom Plates

RJ45 (1)	\$55
RJ45 (2)	\$110
RJ45 (3)	\$165
USB (1)	\$70
USB (2)	\$140
RJ11/RJ45	\$110
RJ45/USB	\$125
RJ45/HDMI	\$210
HDMI/DVI	\$325
HDMI/USB	\$205
HDMI/VGA	\$240
VGA/MINI-STEREO	\$155
VGA/USB	\$175

This pod can have up to 1 total plates.
 *All telecom connectors sold separately.



Reef power unit with daisylink

Style Number	List Price
REF310 PLUG	\$1199

Specifications

- > Size 16.1"L x 6.25"W x 4.89"D
- > When used with GROVE Tables an additional \$350 LIST will apply for the special cutout required.
- > (3) 120V Receptacles, (2) USB charging ports, 1 Data Plate Knockout, (2) Knockouts for RJ45 Data Ports
- > Surface Mount
- > 108" Cord
- > Features Convenience Plug on bottom of unit that allows for max (3) Daisy Chain
- > Standard Black Finish, Available in White or Silver Finish upon request
- > Additional Telecom Plate Knockout
- > RJ45 for Knockouts not required. If not ordered a small hole will be present in the pod in this this location
- > ETL Listed

Available: Conferencing

Telecom Plates

RJ45 (1)	\$55
RJ45 (2)	\$110
RJ45 (3)	\$165
USB (1)	\$70
USB (2)	\$140
RJ11/RJ45	\$110
RJ45/USB	\$125
RJ45/HDMI	\$210
HDMI/DVI	\$325
HDMI/USB	\$205
HDMI/VGA	\$240
VGA/MINI-STEREO	\$155
VGA/USB	\$175

This pod can have up to 1 total plates.
 *All telecom connectors sold separately.



Powered seamless grommet

Style Number	List Price
--------------	------------



Power/Plug

PSG82-C: PLUG	\$2,044
---------------	---------

* Not Available on Thermally Fused Laminate

Additional Linking Units

Style Number	List Price
--------------	------------



Power/Plug

PSG82-L: Linking	\$1590
------------------	--------

*Covers up to 120" distance between pods

* Not Available on Thermally Fused Laminate

Specifications

- › Grommet comes with 2 Power Pods that are mounted under the Seamless Grommet. Pods daisylink together with (2) innerconnecting cables.
- › Size: 11.5"L x 8.25"W"
- › (4) Power Receptacles per power pod, 8 total
- › 144" Power cord
- › Standard Black Finish
- › UL Listed
- › (2) 2.1 Dual USB ports per pod, 4 total
- › (2) Data ports per pod, 4 total

Available: ThinkingQuietly, Conferecning EdgeWorks

Telecom Plates

RJ45 (1)	\$55
RJ45 (2)	\$110
RJ45/HDMI	\$210
HDMI/VGA	\$240
RJ45/VGA	\$210

This pod can have up to 1 total plates.

*All telecom connectors sold separately.



Soba wire manager

Style Number	List Price
STARTER UNITS	
SCDW	\$218
White wire manager	
SCDB	\$218
Black wire manager	

Specifications

- › Dimensions: 9ft x 9in x 3.15in
- › Zips up, bundles and routes loose, messy cables into a single tube
- › Routes and guides cables behind desks, TVs, and anywhere cables tend to get messy
- › Accommodates large or small cables, up to three cables at once
- › Support channels, used to route cables, include powerful adhesive backing which allows easy attachment to surfaces.

Available: All DARRAN collections



VILLA Power unit - non-linking

Style Number	List Price
 VIL-C PLUG	\$515
Non-Linking	

Specifications

- › Size: Top Grommet 5.68"L X 3.39"W; Under Top 12"L x 3.13"W x 3.08"D
- › (2) Power receptacles; (2) USB charging ports and (1) Knockouts for RJ45 Data Ports
- › Surface Mount
- › 72" Cord (Longer cord available, contact Customer Service)
- › Standard Silver Finish, Black Finish available upon request
- › UL or ETL Certified

Available: All DARRAN collections, excludes Grove

RJ45 Knockout	
RJ45 (1)	\$55

