

D A R R A N

GSA PRICE LIST: Seating Price List
Effective April 15, 2012



PRODUCT INDEX

General Information

[Warranty](#)3

[Ordering Information](#)4-5

[Price Zones](#)6


[Graded In Fabrics](#)8-14


[Graded In Leathers](#)15


[COM / COL Information](#)16-17


[Finishes](#)18


Guest Seating

 [Maxton](#)20-22

 [Monroe](#)23-24

 [Marion](#)25-26

 [Murphy Arm / Armless / Barstools](#)28-32

 [Cosmo](#)33-34

Lounge Seating

 [Filmore Lounge / Filmore Modular Collection](#)36-46

 [Kinley Lounge Collection](#)47-49

 [ChiChi Lounge Collection](#)50-52

Executive Seating

 [Covet](#)54-58

**MADE IN USA**

After over 30 years of tradition in manufacturing high quality casegood products, DARRAN Furniture is now expanding that knowledge and performance into Seating. Built by American craftsmen, the new contemporary, transitional and traditional seating designs represent quality and durability, while complementing the design and finish of DARRAN casegoods.

DESIGNERS: John Stafford / Chris Carter Designs, based in North Carolina, brings to DARRAN over 30 years of design knowledge and success in the contract furniture industry. Together, this design team is unmatched in their ability to conceptualize and produce designs with unique features, while maintaining an elegant sense of balance and proportion.

BUILT TO ORDER: DARRAN Seating products are manufactured to order, not mass produced and shipped from warehouse inventories. This allows the specifier to select from numerous fabric patterns, design details, and custom finish availability.

STANDARD LEAD TIME: Standard lead time is 6 - 8 weeks from credit approval. Quickship available on certain styles, consult specific price list pages.

BIFMA PERFORMANCE TESTED: Seating products and components have been designed and manufactured to meet or exceed BIFMA and ANSI standards. Performance to these standards has been tested at an Independent Certified testing facility certified to complete BIFMA testing. Test results available upon request.

FLAMMABILITY TESTING: All DARRAN seating products conform to California Technical Bulletin 117 as a minimum standard. CAL133 may require material testing to ensure compliance. Please consult Page 13 for information and requirements. If fabric is approved, DARRAN is pleased to offer CAL133 products on Quickship for applicable styles.

COM/COL REQUESTS: DARRAN has graded in fabric selections from Momentum, Maharam, CF Stinson, Paul Brayton Designs, KnollTextiles and Designtex. In addition, DARRAN has graded in leather from Wollsdorf and Elmo. Should a material be desired that has not been graded in, DARRAN will accommodate your request. In order to ensure quick response and Order Entry, please fill out the COM/COL form found on Page 14.

FINISH COMPATIBILITY: Seating finishes have been developed for compatibility to DARRAN Design-Build and Office Park finishes ensuring a consistent interior appearance. DARRAN will quote Custom Finishes upon request for any products within the line.

Seating Warranty

DARRAN Furniture Industries, Inc. ("DARRAN") warrants that seating products will be free from defects in design, materials, and workmanship given normal use and care during single shift service. (40 Hour Work Week)

DARRAN, at its discretion, will replace or repair with comparable product, free of charge to the customer, any product shown to be of normal care and use. This warranty is made to the original customer for as long as that customer owns and uses the product.

LIMITATIONS: Use / Care

- Warranty is limited to normal single shift use.
- Warranty is limited to generally accepted care and maintenance of natural wood products and environments.

WARRANTY OF MATERIALS:

- Chair Frames - 10 Years
- Veneers / Laminates - 10 Years
- Custom / Modified Products - 3 Years
- Foam Padding - 5 Years
- Metal Accents / Glides - 10 Years
- High Use Items - 5 Years (*Table arms, electrical components, ganging mechanisms, pneumatic lifts and polymer based components*)

WARRANTY EXCLUSIONS:

- Damage identified as carrier or installer related.
- Normal wear and tear of wood products during course of ownership.
- Damage caused by contact with tables, desks, or other surfaces.
- Color, grain, or texture of natural wood materials, other covering materials.
- Damages or failures resulting from misuse, abuse, negligence, improper care, modifications, or relocation.
- Non Commercial use or locations.
- C.O.M. (Customer's Own Material) specified by the Customer.
- Textiles, which are subject to the specific Manufacturer's Warranty, if any.

All Warranty Claims are subject to Factory approved inspections. Disputes may involve independent 3rd party evaluation.

QUALITY ASSURANCE:

DARRAN Seating standards are among the Industry's best quality specifications. Careful inspections of each piece plus random audits by Warranty and Quality Management ensures customers expectations are exceeded.

LIGHT AND NATURAL FINISHES:

DARRAN exposed seating frames are constructed from European Beech Hardwood known for superior joint strength and hardness. Because the frames are made from several solid wood components, some color and shade differences may be seen due to natural wood variations. Light and Natural Finishes may reflect these differences, while Medium-Dark Finishes will blend natural wood differences. Natural wood variation is not considered a manufacturing or wood Warranty defect.

TEXTILES / LEATHER:

DARRAN does not warrant textiles against colorfastness, crocking, wear abrasion, shrinking, stretching, tearing, wrinkling, durability, or dye lot match. Textiles are not covered under this Warranty and are subject to the specific Manufacturer's Warranty.

There are no other warranties except as expressly set forth above either expressed or implied. To obtain performance of these Limited Warranties, the purchaser should contact in writing the authorized DARRAN representatives or current dealer who sold the product to the purchaser or mail the warranty claim to:

Warranty Department
1-800-334-7891
DARRAN Furniture Industries, Inc.
P.O. Box 7614
High Point, NC 27264

The Warranty As Stated Above, Supersedes All Previous Warranties

FREIGHT DAMAGED MERCHANDISE

For qualified freight damage claims DARRAN will take responsibility for the claim and remedy processes including assuming total cost coverage from claim settlements. (Some items may not qualify. Contact Factory for specific details.)

Qualified Claim Conditions:

1. Only DARRAN approved contract furniture carriers qualify
- 2a. Bills of Lading with damage notations will qualify
- 2b. Concealed damage will qualify IF:
 - Damages were found and furniture is located at original delivery docks.
 - Original cartons and padding is saved and available for carrier inspection.

For qualified claims per above contact DARRAN Warranty Service Department at 1-800-334-7891.

Non-Qualified Claim Conditions:

1. Deliveries made to non-dock locations
2. Claims made after furniture is installed and/or removed from original delivery location
3. Carton and padding has been discarded
4. Carrier used was not DARRAN approved
5. Inspection reveals questionable damages

REPLACEMENT ORDERS

Replacement orders entered without replacement tagging or factory authorization is considered a new order without dispute, therefore full payment is expected and will be collected.

RETURN SHIPMENTS

DARRAN will not accept return of merchandise without a signed RA (return authorization) form.

DARRAN will specify the carrier to be used. Return bills of lading must be marked "Class 175" freight rate and a copy of the RA should be used as a packing list. All returns must be received by DARRAN within 30 days of the RA date or the products will be considered accepted by the customer.

All products being returned must be properly packed and protected to avoid freight damage. Whenever possible, use the original cartons in which the merchandise was shipped. Freight damage, signs of usage, missing parts, etc., will result in an adjustment of any credit to be issued.

Returns arising from customer misorders will be considered for return for credit based on condition, finish, and product. Special, non-standard finished and special modification options are non-returnable items. Those items qualified and approved for return must be returned in original carton and padding and freight prepaid. All Returned/Misordered goods are subject to restocking charges up to 50% of NET price.

SPECIFICATION CHANGES

We reserve the right to change without notice any dimension, style, or specification of any model in the DARRAN line. Dimensions shown in the price list are nominal. It is the buyer's responsibility to read specification carefully when matching existing goods is desired.

MANUFACTURING DEFECTS

Claims of manufacturing defects will not be entertained without prior consultation with DARRAN's warranty department. Unauthorized deduction in payment of invoices will not be allowed without prior factory approval. Unapproved deductions are subject to factor's late payment charges.

DAMAGE CLAIMS

Claims of manufacturing damage or freight damage reported as nicks, dents, scratches, etc. after installation of furniture will not be covered under warranty or freight claim.

REPAIR CHARGES

Factory authorization must be secured from DARRAN's warranty department prior to incurring repair charges. Warranty will utilize DARRAN's National Repair Service through the Furniture Medic Franchise (www.furnituremedic.com). Repair charge authorizations are based on:

- Set travel rate
- Average regional job rate
- Factory set maximum repair time
- Falsely reported defect claims are subject to local service charges being charged to dealer/distributor.

FINISH MAINTENANCE

Wood office furniture and wood finishes can retain their natural beauty for life if proper care is taken and a stable environment is provided. **Fluctuations in humidity and temperature cause panels and solid wood components to expand and contract and may lead to panel warpage and finish "checking" or cracking. Prolonged exposure of furniture to dry heat during winter months should be avoided. Careful examination of interior wood trim may indicate a damaging dry environment. If open joints, splits and cracks are appearing in trimwork consult with a HVAC professional for appropriate remedy.**

DARRAN finishes are field repairable should damage occur. Professional furniture repair services are recommended. Regular cleaning with a non-silicone polish is recommended.

ORDERING

All orders should be mailed, emailed, or transmitted by fax to:

DARRAN Furniture Industries, Inc.
P.O. Box 7614
High Point, NC 27264
Telephone: 336-861-2400
Toll Free: 800-334-7891
Fax: 336-861-6485

DARRAN will only accept Seating orders from authorized Dealers. Dealers authorized to purchase DARRAN Seating products must apply through the Sales department for distribution.

All orders must be accurate and detailed. All Quick Ship orders must contain Quick Ship product ONLY. Orders should be separated and submitted according to lead time. Orders must contain Quick Ship code "QS" or have designated Quick Ship lead time to ensure correct order entry. Orders that contain multiple lead time products will be entered as one order and scheduled with the most extended lead time.

CREDIT APPROVAL

All orders are subject to credit approval for open account. All new accounts must be approved by a local DARRAN Sales Representative and should submit current financial information and trade references to:

DARRAN Furniture Industries, Inc.
ATTN: Credit Department
P.O. Box 7614
High Point, NC 27264
Telephone: 336-861-2400
Toll Free: 800-334-7891
Fax: 336-861-2512

Orders submitted without accounts pre-approval or credit approval are subject to acceptance with lead times scheduled only after approval dates.

LEAD TIME SCHEDULE

DARRAN cannot assign a firm lead time until credit approval, order accuracy and receipt of approved COM/COL are complete. Extended lead times due to credit or information delays are the responsibility of the Buyer.

SHIPPING SCHEDULE

Order acknowledgements are assigned a projected delivery date based on carrier's average transit time to point of destination. When requested, DARRAN will assist in locating special express carriers that may have short transit times. These services may exceed our prepaid freight costs; therefore, pricing is limited to the Freight Excluded formula with special express charges added to the invoice.

For special deliveries, DARRAN will make every effort to meet the appointed time; however, DARRAN will not be responsible for any additional charges for late deliveries beyond our control.

ORDER DELAY / HOLD

Due to the committed manufacturing cost on Seating Quick Ship processes, DARRAN cannot delay or hold orders, either in process or after completion.

CANCELLATION AND ORDER CHANGES - FEES

Acknowledged orders are considered firm orders and therefore not subject to cancellation or change. However, in the event we are able to stop an order prior to manufacturing process, we will consider cancellation or changes with a reprocessing fee of \$40.00 Net. Exceptions: Quickship orders cannot be changed or cancelled after the 3rd business date after acknowledgement. Qualified changes/cancellations will be assessed a \$40.00 Net processing fee.

Changes or cancellation of order with special options or custom quoted items are also subject to additional material and vendor fee costs, plus a DARRAN special/custom reprocessing fee of \$100 NET.

ORDER MOVEUPS

Should an original scheduled ship date need to be improved, the Factory must be contacted 15 business days prior to the desired ship date. At that time, DARRAN will attempt to reschedule your order.

ORDER ACKNOWLEDGMENT

Upon credit approval your order will be acknowledged and identified by an order number. When making reference to your order, please use this order number. Your acknowledgment is a detailed description of our interpretation of your order, pricing, shipping information, and estimated delivery date.

If you have not received an Acknowledgment within 10 Days of order issue, contact Customer Service immediately. All Quick Ship order acknowledgments will be faxed upon request to speed processing. Please read your acknowledgment carefully for correctness and notify DARRAN immediately of any discrepancies. Failure to notify relieves DARRAN from error liability.

Order acknowledgment is the final agreement between DARRAN and the customer superseding all previous communications regarding the order. DARRAN will not be responsible for errors made on orders placed by phone without written confirmation.

SELLING INFORMATION

Possession of this price list does not in itself constitute the right to sell DARRAN products. DARRAN products are sold and distributed through authorized dealerships. Contact factory for a listing of local representatives and dealerships.

INVOICE TERMS

Standard terms are NET 30 days. Finance charges of 1-1/2% will be added to delinquent accounts after 45 Days and for each 30 Days thereafter until paid. Complaints involving newly received merchandise must be reported within 10 days from receipt to qualify for full invoice remittance suspension or term extension. **Otherwise only items in dispute can be suspended from payment of invoice within terms.**

WAREHOUSE/STORAGE

DARRAN will determine order warehousing approvals on a case by case basis. Orders that can be accommodated will be limited to a max of 30 days storage and must be invoiced at time of storage. Orders that exceed factory storage capacity will be transferred to local storage facilities subject to current storage rates and handling-transit charges. Storage charges must be paid prior to order release to shipping.

PRICING AND FREIGHT CHARGES

(GO TO INDEX)

PRICES AND ZONES

- All prices shown are suggested net prices with freight included where indicated.
- Freight inclusive Zones allow delivery to one qualified destination.
- Price orders according to destination state as per Zone chart below.
- **Orders less than 150 lbs. in Zone 1, 2, 3 will be assessed a surcharge of \$75 net per order. Zone 4 is \$100 net for shipments less than 200 lbs.**

CALL BEFORE DELIVERY REQUEST

DARRAN will arrange for carriers to call before delivery when requested.



IMPORTANT NON-Qualified Destinations

- DARRAN Prepaid Freight Pricing does not include delivery to:
- Residential Areas
 - Restricted Commercial Areas
 - No Dock Locations
 - Inside delivery/setup service
- Orders having these situations can only be accepted less prepaid freight pricing and shipped collect per buyers instructions.
- Orders received and installed without professional Furniture Installers voids all Warranty Coverage.**

FUEL SURCHARGES

Because of fuel cost instability and carrier's applied fuel surcharges, DARRAN reserves the right to pass these costs onto the Buyer. Surcharges will be added to the Order Acknowledgement as a separate line item notice after discount. This surcharge is Net and not subject to discounting. Buyer will have the option to change the order from prepaid ship cost to collect ship cost. Current fuel surcharges are posted at www.darran.com



CARRIER SELECTION

DARRAN selects and uses only carriers specialized in furniture transportation. Customer requested carriers can be authorized using Freight Excluded pricing with invoice add-on as described in *Prices and Zones*.

SPECIFIC DELIVERY TIMES

DARRAN will assist in coordinating a requested delivery time from a carrier. DARRAN makes no guarantees and accepts no responsibility for such services as DARRAN has no control over possible carrier hazards. To ensure specific time arrival, we recommend arranging single stop, designated load carriers. Less than trailer load (LTL) shipments cannot be coordinated for a guaranteed delivery time.

EXPRESS CARRIERS

When requested DARRAN will assist in locating special express carriers that may have short transit times. These services exceed our prepaid freight cost, therefore, pricing is limited to the Freight Excluded formula with special express charges added to invoice.

Zone 1 Fgt. Included

Alabama
District of Columbia
Georgia
Kentucky
Maryland
N. Carolina
S. Carolina
Tennessee
Virginia
W. Virginia

Zone 2 Fgt. Included

Arkansas
Connecticut
Delaware
Florida
Illinois
Indiana
Louisiana
Massachusetts
Michigan
Missouri
Mississippi
New Jersey
New York
Ohio
Pennsylvania
Rhode Island

Zone 3 Fgt. Included

Arizona
Colorado
Iowa
Kansas
Maine
Minnesota
Nebraska
N. Hampshire
N. Dakota
New Mexico
Oklahoma
S. Dakota
Texas
Utah
Vermont
Wisconsin

Zone 4 Fgt. Included

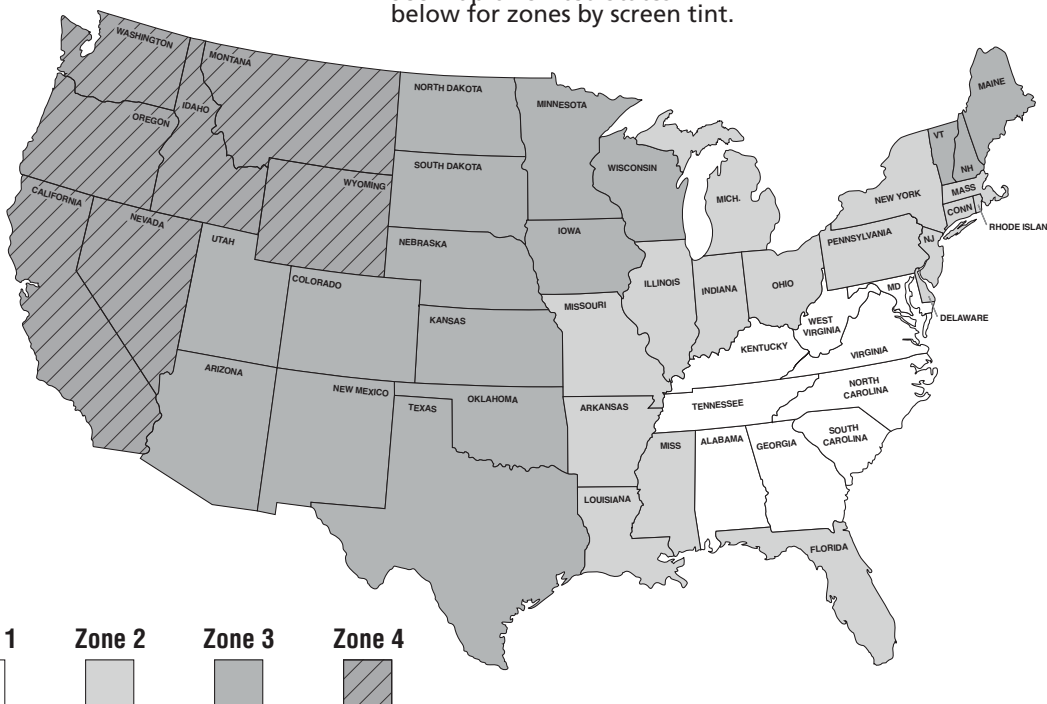
California
Idaho
Montana
Nevada
Oregon
Washington
Wyoming

Zone 4: Delivered Pricing

Use current Zone 3 prices, Plus (+) 8% Plus any current fuel surcharges.

Zone 4 Minimum Weight Charge: Orders less than 500lbs, will be assessed a surcharge of \$100 Net per shipment.

See map of United States below for zones by screen tint.



SEATING FABRIC PROGRAM

DARRAN has partnered with some of the most prestigious fabric suppliers of the office furniture industry to bring you quality fabrics that are engaging designs, environmentally friendly, and durable for years to come. The majority of fabrics we have graded-in are in heavy supply making it most likely available on our Quickship program, however, we cannot guarantee stock. If you do not see the fabric you wish to include in a project, please contact our Factory to see if this pattern can be graded-in at 800.334.7891.

DARRAN is pleased to showcase the fabrics of the below manufacturers in our graded-in program:

Momentum Textiles	800.366.6839	www.momentumtextiles.com
Maharam	800.645.3943	www.maharam.com
CFStinson	800.841.6279	www.cfstinson.com
Paul Brayton	800.882.4720	www.paulbraytondesigns.com
Knoll Textiles	866.565.5858	www.knolltextiles.com
DesignTex	800.797.4949	www.designtex.com
Mayer Fabrics	800.428.4415	www.mayerfabrics.com

Leathers:

Wollsdorf	336.884.5005	www.wollsdorf.com
Elmo Leather	732.549.5151	www.elmoleather.com

<u>UPHOLSTERY FABRIC</u>		<u>CRYPTON</u>		<u>VINYL</u>			
<u>Pattern</u>	<u>Grade</u>	<u>Pattern</u>	<u>Grade</u>	<u>Pattern</u>	<u>Grade</u>		
h Acacia	8	h Kayo	2	h Ardour	9	Agora	4
h Ace	2	h Kindle	7	h Brea	7	Beeline	3
h Amenity	8	h Knack	3	h Calabasas	9	Bravo	5
h Axis	2	h Marquee	5	h Caption	8	Canter	3
h Bandwidth	7	h Matter	7	h Catalogue	10	Carouse	8
h Basis	2	h Melodeon	10	h Crux	7	Cashmere	2
h Bento	8	h Mime	3	h Crypton Suede	5	Echo	6
h Bias	9	h Mod	7	h Delmonico	8	Foray	4
h Boom	3	h Moda	2	h Evoke	6	Glam	4
h Cachet	3	h Ohs	10	h Feliz	9	Icon	6
h Candid	4	h Origin	2	h Flektion	10	Identity	8
h Cienega	10	h Pause	5	h Flurry	6	Imprint	8
h Cinch	1	h Pearce	6	h Hermosa	8	Innuendo	8
h Context	2	h Perk	2	h Heyday	10	Lumiere	6
h Core	2	h Pinpoint	2	h Hub	8	Masque	8
h Crew	8	h Pivot	2	h Huntington	8	Max	5
h Delve	8	h Ratio	2	h Hyphen	7	Paragon	6
h Dive	7	h Realm	4	h Idyll	9	Periphery	8
h Dividend	9	h Relevant	6	h Infusion	8	Radiate	6
h Duo	9	h Russo	2	h Isla	6	Rebel	6
h Element	6	h Savant	4	h Jax	8	Rein	3
h Essentia	7	h Schema	4	h Jest	7	h Silica	10
h Exes	10	h Sector	2	h Jolt	5	Sublime	4
h Expo	2	h Sense	5	h Locale	8	Tact	5
h Flux	8	h Sequence	4	h Mantra	9		
h Form	3	h Solo	4	h Maxim	8		
h Fuse	2	h Solo2	4	h Mensa	10		
h Gauge	2	h Stance	3	h Mojo	9		
h Gesture	6	h Tangent	2	h Narration	9		
h Gusto	3	h Tate	1	h Niche	6		
h Hue	2	h Tek	5	h Premise	8		
h Idiom	9	h Theory	4	h Query	7		
h Impact	4	h Tone	5	h Recollection	10		
h Index	10	h Trek	2	h Redux	5		
h Inner Circle	10	h Valet	4	h Rio	7		
h Insight	2	h Vario	4	h Scoupe	8		
h Intermix	4	h Veer	8	h Scribe	5		
h Interval	2	h Venue	4	h Smart Suede	5		
h Jargon	2	h Vox	2	h Soma	9		
h Juncture	10	h X-Factor	7	h Spin	10		
				h Strada	10		
				h Sway	8		
				h Telegram	9		
				h Topanga	8		
				h Tribute	4		
				h Tweed	6		
				h Viva	6		
				h Zoom	6		



(800) 645-3943

www.maharam.com

Pattern	Style	Grade	Pattern	Style	Grade
☞ Abrash	465971	7	* Lariat	440401	5
☞ Across	465964	10	☞* Ledger	463770	5
☞ Akimbo	464770	8	☞ Magic by Kvadrat	465100	8
☞* Align	464080	8	☞ Marquee	463890	6
☞ Alloy	466064	7	☞ Meander	466050	10
☞ Along	465948	9	☞ Median	466044	10
☞* Alter	464880	6	☞* Medium	463490	5
☞ Amble	465907	7	☞ Merge	466081	9
☞ Arbor	464240	7	☞ Meridian	464710	8
* Article	458600	4	☞* Messenger	458640	4
☞ Assemblage	465927	7	☞ Metric	466014	4
☞* Before	464630	7	Micro	466099	5
☞* Beside	464020	8	☞* Milestone	403901	4
Bitmap	466066	7	☞ Minimal	466026	8
☞ Bop	460002	8	* Overlap	465924	6
* Bound	465320	6	☞ Panache	460660	9
☞ Box	464790	8	☞ Pennant	466094	10
☞* Bridge	465908	6	☞ Perception	462740	10
Cadence	466071	8	☞ Plait	466052	7
* Candid	463720	5	* Quick	465850	5
☞* Cartouche	465988	8	☞ Recollection	465968	8
☞ Certain	465949	8	☞ Remix by Kvadrat	465956	8
☞* Chance	464010	8	* Reverie	463740	4
☞ Chase	465942	8	☞ Rivet	462400	8
☞ Chenille Multi	466043	9	☞ Scout	405601	8
* Chime	465350	6	☞ Scout Crypton	465931	10
☞* Cinch	466002	5	☞ Scribe	466075	10
☞ Circuit	466089	9	☞ Scuba	464930	6
☞* Coincide	465808	6	☞ Setting	462520	7
☞ Comment	462120	8	Skate	462370	8
☞* Corner	464060	7	☞* Stack	465990	7
☞ Couple	466010	10	☞* Steady	465947	6
☞ Cover	465800	8	☞ Steady Crypton	465946	8
☞ Crush	464780	8	☞ Steelcut by Kvadrat	464470	9
☞* Current	464730	8	☞ Steelcut Trio by Kvadrat	465906	10
☞* Dart	464040	10	☞* Stroll	464740	7
☞ Dash	462720	7	☞ Sudden	463000	8
☞ Decode	464800	10	☞ Tack	466077	9
☞* Defer	464250	6	☞* Tally	465989	10
☞ Disperse	466017	9	☞ Tier	466051	9
☞* Ditto	465993	10	☞ Tonica by Kvadrat	460850	8
☞ Divina by Kvadrat	460730	10	☞ Tonus by Kvadrat	460800	9
☞ Divina Melange by Kvadrat	460830	10	☞ Topas by Kvadrat	460860	9
☞* Division	464540	6	☞ Tournesol	465970	10
☞ Double Check	462080	8	☞ Trait	464830	7
☞ Etch	466076	8	☞* Transfer	465934	7
☞ Exchange	466027	7	Transit	466069	10
Fathom	466013	6	☞ Treat	464510	10
* Flicker	463730	5	☞ Tremor	466045	8
☞ Flora by Kvadrat	460750	9	☞ Tundra by Kvadrat	460820	10
☞* Floret	464070	10	☞* Twice	465909	7
☞ Fluent	466074	6	☞ Twine	466009	8
☞ Fluent Crypton	466073	8	☞ Urban	466079	10
☞* Focus	465910	5	☞* Vary	465933	6
☞ Gradient	463880	5	☞* Venn	464360	10
☞ Hinge	465997	9	☞* Verse	464030	9
☞ Imprint	466030	6	☞ Wafer	465330	6
☞ Intertwine	460080	8	☞ Whirl	463800	7
☞ Jumble	466087	8	☞ Yanagi	459510	8
☞* Kernel	464050	7	☞ Zag	466028	9

* Denotes Quick Ship colors available; refer to www.maharam.com for specific colors

☞ Denotes Maharam - REI (Reduced Environmental Impact)



(800) 841-6279 www.cfstinson.com

<u>CRYPTON</u>				<u>VINYL</u>			
<u>Pattern</u>	<u>Grade</u>	<u>Pattern</u>	<u>Grade</u>	<u>Pattern</u>	<u>Grade</u>	<u>Pattern</u>	<u>Grade</u>
A New Leaf	9	h Modulation	5	Albacus	8	Tucson	5
h Adirondack	7	h Next Scene	7	All American	2	Twilight	3
Aloha	10	On the Money	6	Atmosphere	3	Vegas	3
h Amp	8	Panache	10	Avant	2	Walk the Line	9
h Arc	6	Paradise	8	Bistro	2	Whitney	6
h Balance Beam	7	Parapet	7	Bon Voyage	8	Ziggy	3
Bali	7	h Pathways	7	Budget Black	1	Zodiac	4
Beau Monde	9	Persuasion	5	Burkshire	3		
h Beeline	7	h Placid	8	Carlisle	3		
Beep Beep	9	Prestige	8	Casablanca	8		
h Block Party	8	h Raquette	8	Cassidy	3		
Bloom		Respite	8	Chamea / Chamea II	2		
Boutique	8	Reverie	10	Checkmate	3		
Bower	7	Rolling Stones	10	Chroma	4		
h Breeze	5	h Saranac	6	Cirque	4		
Calla	9	Seagrass	9	Classic Twill	3		
Carat	8	h Second Act	8	Colorguard	2		
Catwalk	7	Skyline	10	Dash	4		
Celeste	9	h Slide Rule	6	Dodgeball	7		
h Champlain	9	Snuggle	5	Duration / New Duration	3		
h Chi w/ Agion	10	h Spandrel	7	English Pub	3		
Chloe	7	Splash	7	Expressions	3		
Cinnamon Blossom	10	h Squire	5	Facet	4		
h Colden	8	h Stipple	4	Finite	5		
h Comeback	10	Straight and Narrow	8	Fizz	5		
h Compass	6	Sumatran Palm	9	Fleur	3		
h Couplet	8	h Sunburst	9	GeoMet	4		
Courtyard	9	Sweet Dreams	10	Grand Sierra	3		
Cozy	6	h Take Two	10	Kilkenny Tweed	3		
Cruisin'	10	Tiles Too!	8	Laredo	2		
Crush	7	h Tracing	5	Liquid	5		
Crypton Metro	4	Tree House	6	Matrix	4		
Crypton Suede	5	h Tweed	7	Moccasin	2		
Crypton Suede Too!	5	Twist	7	Natural World	8		
Curves Ahead	9	Veranda	5	Naugaleather	3		
h Daddy-O w/ Agion	10	Vermont	9	Naugasoft	2		
Dashboard	9	Vibe	6	Neochrome III	2		
Equinox	7	Vintage	9	Oakwood	3		
Estate Too!	8	Willow Talk	10	Oxford	3		
Fenestra	10			Patriot Plus II	3		
Firefly	10			Petals	7		
h Flight	10			Raffia	4		
Flip Flops	9			Rally	2		
Folio	9			Renaissance	3		
h Free Hand	6			Rialto	3		
Fun and Games	8			Rogue II	2		
Geodesic	8			Savoy	3		
Hands On	8			Scribe	4		
Horizons	10			Script	4		
Impulse	7			Shantung	3		
Indulgence	7			Simplicity	3		
Isabeau Too!	8			Sleek	4		
Isabella	9			Smile	8		
Jambi Stripe	8			Southampton	4		
Jasmine Screen	8			Sphere	5		
Jester	9			Spirit Millennium	2		
Kiawah	9			Stat-Con	7		
Labyrinth	9			Stratford	2		
Line Dance	6			Surfside	2		
Linus	6			Symphony Classic	3		
h Lucky Charm	9			Tendrill	4		
Match Point	6			Tessuto	3		
h Mingle	7			Trax	4		

<u>SEATING</u>	
<u>Pattern</u>	<u>Grade</u>
h About Face	7
h Ace	3
Arezzo	5
Blinker	5
Bryant Park	2
h Chauncey	4
Confetti	3
Echo	7
Elderberry	9
Enduro III	2
h Feelin' Groovy	5
Fender Bender	5
FronD	6
Glacier	3
h Halo	4
h Happy Hour	5
h Highwire	4
h Imperial	8
h Interplay	6
h Lantana	8
Lindley Park	3
Maywood	6
New Hempstead	3
h Pinwheel	5
Ramble	6
h Rear View	6
Seedling	5
h Serenity	8
h Squiggle	7
Static	6
Stencil	3
Take the Wheel	8
Thicket	3
h To the Point	5
Transcend	3
h Vision	3
Vroom Vroom	6

<u>ROBERT A.M. STERN</u>	
<u>THE TRACERY COLLECTION</u>	
<u>Pattern</u>	<u>Grade</u>
h Delphi	10
Mali	10

<u>PATTY MADDEN</u>	
<u>THE LUMINA COLLECTION</u>	
<u>Pattern</u>	<u>Grade</u>
Glimmer	7

h Denotes CF Stinson - REI (Reduced Environmental Impact)



(800) 882-4720 www.paulbraytondesigns.com

PERFORMANCE TEXTILES

<u>Pattern</u>	<u>Grade</u>
Aruba	9
Barbados	9
Botanical	9
☞ Chelsea	8
☞ Coffee House	7
☞ Diddly	7
☞ Distinction	9
* Hampton	9
Imperial	9
Lamour	9
☞ Look Again	8
Martinique	9
☞ Monaco	9
☞ Nada	7
☞ Nix	7
☞ Orbit	9
☞ Oxford	7
Piccadilly	9
* Rhapsody	9
Sahara	9
☞ Savoy	7
☞ SoHo	8
* Somerfield	9
☞ Spice Market	7
St. Barts	9
Tea Leaves	9
☞ Tribeca	8
Westminster	9
☞ Willowbrook	7
Wimbledon	9
☞ Zilch	9
☞ Zip	9

ALMOST® FAUX LEATHER

<u>Name</u>	<u>Grade</u>
☞* Almost	9
☞* Almost Calf w/ HealthGard	9
☞ Almost Classic	9
☞ Almost Glazed	9
☞ Almost Glove	9
☞ Almost Matte	9
☞ Almost Nappa	9
☞ Almost Natural	9
☞ Almost Ostrich	9
☞* Almost Textura w/ HealthGard	9

ALMOST® INDOOR / OUTDOOR

<u>Name</u>	<u>Grade</u>
Almost Buffed	9
Almost Jungle	9
Almost Lustre	9
Almost Weave	9

CRYPTON TEXTILES

<u>Pattern</u>	<u>Grade</u>
* Angelica	8
☞ Brite Lites	9
Calypso	9
Celebration	9
☞ Fame	8
☞ Florence	7
☞ Fortune	9
☞ Fun	8
☞ Games	7
☞ High Wire	9
☞ Majic Stripe	9
☞ Modify	8
☞ Myrtle	7
☞ Neo Plaid	7
☞ Sicily	7
☞ Simplicity	7
☞ Solid Lines	7
Sorbet	7
☞* Sparklers	8
☞* Twirl	7
Wellington	8

*Denotes Quick Ship Fabrics

☞ Denotes Paul Brayton - REI (Reduced Environmental Impact)

KnollTextiles (866) 565-5858 www.knolltextiles.com

<u>Fabric Name</u>	<u>Pattern#</u>	<u>Grade</u>	<u>Fabric Name</u>	<u>Pattern#</u>	<u>Grade</u>
☞ Abacus	K715	8	☞ Knoll Hopsack	K1206	6
☞ Alignment	K349	6	☞ Lore CR	HC1123	9
Atlas	K1236	9	Mariner	K642	7
Belize	K1165	8	☞ Mini Stitch	K1130	8
☞ Betwixt	K1074	8	☞ Monarch	K1149	5
Bifold CR	HC193	10	☞ Nonchalant CR	HC198	10
☞ Biota	K1297	10	Paradigm	K1101	10
☞ Bocce	K1255	5	Pogo	K1100	10
☞ Cat's Cradle	K1290	5	☞ Pony Up	K13237	10
Charm	K1049	9	Pop	K782	6
Chroma	K345	8	Posh	K1163	8
Close Knit	K201	10	☞ Prep	K1076	6
Common Ground	K448	7	Presto	K1000	4
Cotton Duck	K131	3	☞ Ricochet	K498	7
Cricket	HC1279	10	Rio	K1164	9
☞ Dovetail	K1150	9	☞ Sahara	HC1269	9
Dristi, backed	K872	8	Smart	K1268	8
☞ Earthwork	K1238	10	☞ Spark	K1075	6
☞ English Accent	K1027	10	Spectator	K1391	10
Entourage	K1389	8	☞ Spot On	K1324	10
☞ Fable CR	HC1122	10	☞ Spotlight	K772	9
☞ Fairway	HC1350	5	☞ Stacks	K528	5
Field Day	K124	10	☞ Swing	K479	10
Forza	K584	8	Transition, backed	K816	10
Fox Trot CR	HC777	10	Utmost	K1325	9
Grande	K180	9	Vibe	K1029	7
Gusto CR	HC759	10	Vinyl	K242	6
☞ Knoll Felt	K1207	8			

☞ Denotes Knoll Textiles - REI (Reduced Environmental Impact)

DESIGN
Tex

(800) 797-4949 www.designtex.com

Fabric Name	Pattern #	Grade	Fabric Name	Pattern #	Grade	Fabric Name	Pattern #	Grade
Artist's Canvas	2825	4	Faconne	2764	9	Room Service	2959	10
Acacia	2843	9	Faux Sure	2880	9	Rough & Ready	2016	10
Agapetos	2546	8	Figure Eight	2696	8	Round About	2593	7
Agave	2847	10	Fonte	2796	6	Sabara Plus	1908	10
Alaya	2678	10	Four Square	2394	10	Salon	2797	5
Alemany	3265	9	Friendly Faux	2008	9	Salvage	2867	8
Alistair	2992	8	Fronp Pique	2687	8	Sam	2459	9
Allure	2756	7	Gabrielle	2759	7	Sandpiper	2893	4
Amaranth	2855	9	Galaxy	2830	9	See Saw	2824	10
Amuse	2767	10	Glossy	H237	9	Seed	2839	8
Annex	3272	7	Go Fish	2395	8	Senna	2848	10
Aphelion	2831	9	Sequeneb	2735	5	Sequence	2742	9
Appleseed	2682	8	Halos	2899	8	Shag	3286	8
Argyle Socks	2758	8	Hide And Seek	2713	10	Skylark	2732	6
Arlington	2724	10	Hoxton	2725	10	Slick	2697	8
Astrid	2747	7	Hula Hoop	3297	10	Sock Hop	3298	9
Aware	2854	5	Incognito	2378	6	Soda Pop	2868	9
Barnsbury	2726	10	Incognito Pearl	2379	6	Solar	2835	10
Basket Weaver	3296	8	Inside Edge	2695	8	Solstice	2836	9
Belenos	2496	10	Insight Plus	2549	10	Sonic Plus	2373	10
Bliss	2770	10	Introvert	2879	7	Soothe	2769	10
Bonnington	2723	10	Jungle Gym	2367	10	Souvenir	H243	8
Bossa Nova	2655	10	Kabuki	2794	8	Square	2788	9
Bottle Bank	2869	8	Kalahari	2486	8	Stacks	2658	10
Bounce	2752	8	Kenaf	2859	9	Standard Vinyl	5812	4
Bow Line	2592	7	Kensho Multi	2849	10	Sunbeam	2834	8
Brasserie	2793	6	Klange	2741	9	Sunday Shoes	2766	8
Breena	2675	6	Komposition	2745	8	Surface	2787	9
Brooch	2762	8	Lagoon	5d101	7	Sustain	2851	6
Cafe	2789	6	Lalique	2560	10	Swing Set	2421	10
Caillou	2778	7	Laureate	2774	9	Synchronize	2876	7
Calm	2768	10	Leafette	2677	6	Tailored Stripe	2763	5
Cascadia	2733	6	Lexicon	2753	10	Tangent	2875	8
Cassava	2838	9	Line Item	2659	10	Tartan	2994	10
Cece Diamond	2757	7	Lotus Moon	2670	10	Tea Tree	2737	8
Chicory	2993	10	Menswear	2761	8	Teddy	H236	7
Clignancourt	3273	8	Meridian	2833	9	Terrain	2846	9
Closed Loop	2550	7	Meta Minor	2685	9	Terrasse	2795	6
Clovis	2727	10	Metta	2681	4	Thermo	2872	9
Conservation	2862	6	Montezuma	2475	6	Ticker Tape	2864	6
Converge	2873	8	Moonbeam	2828	8	Tinos	2548	10
Copa	2641	8	Odeon	2779	9	Token	2598	10
Cord	2594	7	Omar	2865	7	Topiary	2897	6
Corolle	2790	6	Parallele	2996	10	Transpose	2874	8
Coupe	H245	10	Pattino	2731	10	Trocadero	3271	10
Crossover	2683	7	Perles	2798	6	Tumbleweed	2845	9
Crossroads	2895	5	Portier	2792	6	Tunic	H228	10
Dahlia	2995	10	Portobello Road	3277	6	Tupi	2719	9
Details	2660	9	Prism	2694	6	Twill	H227	10
Dobby Dot	2722	5	Protect	2852	6	Union Square	3274	7
Dodge Ball	2391	10	Pueblo	2844	10	V	2957	7
Dodge Ball Too	2366	10	Radiate	2832	8	Valet	2791	6
Dot To Dot	2691	10	Razor Stripe	2857	9	Vibe	2377	8
Double Dutch	2392	10	React	2861	6	View	H247	10
Drawing Straws	2393	8	Recess	2358	10	Vlad Lad	2686	9
Drive-In	3299	9	Reclaim	2856	8	Woodland	2896	6
Ducky	H235	6	Reef	2894	5	Woven Clutch	2765	7
Dwell	2850	8	Restore	2853	7	Wren	2889	4
Eco Village	2870	9	Rice	2858	9	Yucatan	2426	6
Epiphany	2734	7	Rivergrass	2690	8	Zocalo	2692	10
Eureka Too	2113	6	Rocket	2693	5			

☞ Denotes Designtex - REI (Reduced Environmental Impact)



(800) 428-4415 www.mayerfabrics.com

FABRIC	Grade
Pattern	
Abacus {R60+}	5
Acanthus	3
Agora	5
Alcazar	4
Amulet	2
Amulet plus DuraBlock™*	3
Arcade	4
Artistry	2
Ascension	8
Astro	3
Axis	4
Banner	2
Bar None	5
Bella	5
Broadway	3
Bungalow	6
Burst [RPC]	4
Canvas	5
Catalyst	3
Cavalier	2
Charade [RPC]	6
Classic Velvet	4
Component	3
Cross Check	2
Dapper	2
Daydream	4
Destiny	2
Destiny plus DuraBlock™*	3
Duraweave® 10	1
Ecosphere [RPI]	5
Element [RPI]	3
Equation [RPI]	3
Equinox (AF)	4
Erode	8
Esprit [RPI]	4
Europa [RPI]	4
Facets	6
Factor [RPI]	3
Fantasy	7
Figure Eight [RPI]	2
Flock	9
Flourish	3
Flower Power	3
Forte	1
Foundation 10 [RPC]	2
Genesis	2
Genesis plus DuraBlock™*	3
Glee	3
Hoopla [RPI]	3
Icon (FR)	5
Impulse [RPI]	3
In The Groove {R60+}	4
Jenga [RPC]	4
Jubilee	2
Juncture	10
Kaleidoscope (FR)	6
Karma [RPC]	6
Kismet [RPC]	5
Locomotion [RPI]	3
Lunar [RPI]	3

Madras	3
Marquise {R60+}	3
Marrakesh	7
Marvel [RPC]	6
Maze {R60+}	5
Mirage	4
Moonscape [RPI]	3
Mosaic	2
Mosaic plus DuraBlock™*	3
Mum	2
Mum plus DuraBlock™*	3
Myriad [81% RPI, 19% RPC]	5
Mystic [RPI]	3
Nylon-Stat ESD	6
Orbit [RPI]	4
Paramount	3
Pinnacle	4
Portal [RPC]	4
Pulse	7
Quattro	1
Rapport	3
Reiki [RPC]	6
Relic	7
Revival	3
Ritz	3
Scrimmage Line	4
Script (FR)	5
Sequel	1
Shantung [RPI]	3
Sojourn	2
Sojourn plus DuraBlock™*	3
Solid Ground	5
Source	2
Source plus DuraBlock™*	3
Spacer Mesh	2
Spotlight	6
Sprint (FR)	5
Structure	3
Sunset Strip	3
Synapse	7
Tendrill	2
Tendrill plus DuraBlock™*	3
Twister [RPC]	4
Ultima	4
Valor	2
Valor plus DuraBlock™*	3
Venue [RPI]	3
Vibrant	4
Virtually Suede	4
Zanzibar	6

ALEXANDER JULIAN COLLECTION	
Pattern	Grade
Almost Argyle	9
Button Down	8
Cravat	9
Herringbone	7
Necktie Stripe	6
Perfectly Paisley	9
Play on Plaid	9

VINYL	Grade
Pattern	
All Seasons FR	2
All Use FR	2
Athens FR	4
Blocks	2
Chaps FR	3
Crystals	5
Curlicue	3
Dakota	3
Dublin Tweed FR	4
Gala (S)	4
Guardian (N)	3
Heather FR	3
Jamestown	2
Key Largo	2
Linen	2
Madrid SP Black	1
Microdot	3
Oxen SP Black	1
Peerless	3
Pinehurst	3
Prado	3
Punch (N)	3
Sierra SP Black	1
Silk Screen	3
Silverweave	4
Skate	5
Spirograph	5
Tiles	3
Toss Up	3
Tributary	3
Tussah	3
Uptown	3
Vinyl Stat ESD	5
Wallaby SP Black	1
Webscape	5
Willow	2

FAUX	Grade
Pattern	
Antique	3
Caressa FR	3
Caressa Suede	3
Cayman	6
Chaps FR	3
Cork	6
Durango	2
Emu	2
Florentino	2
Glimmer	5
Hombre	5
Jekyll & Hyde	3
Kobe	2
Komodo	3
Laredo	5
Makore	6
Maverick	2
Melody	5
Milano	4
Outback	3
Patent	6
Phoenix	3
Quark	6
Santa Ana	3
Shimmer	6

*Denotes fabrics that include DuraBlock™. DuraBlock is an additional performance technology that laminates a durable liquid barrier to a textile treated with Nano-Tex®.



(336) 884-5005 www.wollsdorf.com/usa



(732) 549-5151 www.elmoleather.com

Mammut	Grade: L1
Color#	Description
251938	Saddle
253272	Chestnut
250508	Rubin
250512	Blue
251739	Lapidary Green
253131	Tan
250504	Dark Brown
250509	Bordeaux
251939	Blueberry
252155	Evergreen
251827	Parchment
250510	Dark Red
251828	Burgundy
252127	Royal
251937	Hunter Green
252197	Fawn
251828	Burgundy
252127	Royal
251937	Hunter Green
252197	Fawn
253421	Espresso
250518	Quartz
250517	Light Grey
250516	Moose
250503	Hopfen
250519	Pewter
252005	Flint
252004	Charcoal
250515	Green
251743	Oyster
253101	Doe
253132	Bone
251738	White
252043	Bright White
251792	Ivory
250599	Black

Elmosoft (7702)	Grade: L2
Color #	Description
77127	Rasin Blue
97038	Dark Blue Sky
99999	Ebony
01061	Flax
11049	Aspen Gray
77158	Mineral Blue
01003	Old Taupe
35126	Claret
57349	Royal Plum
93129	Espresso
55148	Rosewood Red
93068	Dark Brown
02020	Sand
33001	Rustica
00100	White Light
01037	Birch White
00109	Snow White
12074	Vintage Gold
12080	Barley
13072	Oatmeal
13041	Fig
13053	Coffee
13060	Lilac Smoke
13078	New Taupe
13064	Cracked Slate
17027	Denim Blue
07068	Light Blue

Elmorustical (2502)	Grade: L3
Color #	Description
99991	Ebony
97054	Blue Coal
33286	Rust
43632	Café Ole
12011	Stonington
93287	Charbrown
22679	Sheepskin
91068	Antique Pewter
77073	Mountain Lake Blue
11075	Antique Silver
02067	Craft White

Elmonordic (3301)	Grade: L3
Color #	Description
00385	Paper White
99008	Ebony
11386	Slate Gray
93009	Chocolate
12406	Light Taupe
43404	Cayenne
02773	Vanilla Bean
00105	Snow White
01038	Putty
11039	Violet Smoke
13040	Lilac Gray

FLAMMABILITY CODES AND COMPLIANCE

[\(GO TO INDEX\)](#)

CAL117

All DARRAN seating products conform to California Technical Bulletin 117 as a minimum standard.

CAL133

To meet the California Technical Bulletin 133 flammability regulation, a combination of proper materials must be used to pass, as it tests the fire resistance of a finished product. Flame resistant fabric, a fire blocker material and special foam must be used to pass CAL133 fire codes. Testing is available for all seating products with the following fees and considerations:

- * If laboratory certification is not required, any style can be manufactured to comply with California Technical Bulletin 133 for \$31.72 net per yard required. (Customer's Own Materials must factor in additional yardage requirements based on repeat.)
- * The purchase order must clearly indicate the requirement of California Technical Bulletin 133.
- * If laboratory California Technical Bulletin 133 certification is required, the cost of testing a chair is \$820 NET, plus the cost of the chair and covering material.
- * An additional lead time of 4 to 6 weeks is required for testing for CAL133.
- * Once testing is completed, we will provide a certification letter specific to the sample tested for CAL133.
- * DARRAN's manufacturing procedures for California TB 133 compliance are based on the testing of representative styles with specific fabrics. Please contact Customer Service for an updated list of tested models.
- * A copy of test certification is available upon request.

COMBINATION FABRICS

DARRAN is pleased to offer customers the design freedom of combination fabrics. When using fabric, vinyl or leather combinations, pricing will be as follows:

- When combining two materials of the same grade, pricing will be specified grade + 5%.
- If combining two materials of different grades or leather/fabric combination, use the highest grade/price + 5%.
- If using COM or COL, pricing will be COM or COL + 5%. If both COM + COL are used in combination, use COL + 5%.

[Click Here For Combination
Fabric Ordering Guide](#)

COM/COL ORDERING AND YARDAGE REQUIREMENTS

C.O.M. Ordering Instructions

Please complete the COM Submission Form prior to ordering the fabric from the supplier. All COM fabrics must be approved prior to order submission. Please refer to our website or contact DARRAN Seating Customer Service for an updated list of preapproved COM fabrics. Fabrics will be cut and applied according to the pattern at the discretion of DARRAN unless otherwise specified on the purchase order or COM submission form. COM orders will be scheduled for production after receipt of the material. Packages must be clearly marked and the fabric must be first quality, continuous yardage.

C.O.M. Yardage Requirements

The yardage requirements stated in this price list for each style are calculated using 54" wide, non-directional fabrics. For fabrics with a different width or for patterns with repeats, please refer to the below chart to calculate the additional percent of fabric required:

<u>Fabric Width</u>	<u>Plain Fabric</u>	<u>2"-14" Repeat</u>	<u>15"-19" Repeat</u>	<u>20"-27" Repeat</u>	<u>28"-36" Repeat</u>
54"	0	15%	20%	25%	30%
53"	6%	19%	24%	28%	36%
52"	13%	23%	28%	33%	38%
51"	19%	26%	31%	36%	41%
50"	25%	30%	35%	40%	45%
49"	30%	35%	40%	45%	50%
48"	35%	40%	45%	50%	55%
47"	45%	50%	55%	58%	65%

Customer's Own Leather Requirements For C.O.L.

DARRAN bases COL requirements on average hide size of 50-55 square feet. Requirements included in the price list are based on usable footage. It is recommended that only high grade leathers be used and note that defects per hide may result in additional square footage requirements. Due to variation in thickness of leather, please submit a swatch to Customer Service for approval. Approval of leather does not constitute responsibility of DARRAN or affect Warranty of DARRAN for appearance or durability. COL requirements on lounge pieces are noted within each lounge series.

NOTE: Prior To Completion Of This Form, Please Refer To Our Graded In Materials Program For Preapproved Fabrics/Leathers.

Please complete this form, attach a 6"x 6" sample and mail to the following:


DAR•RAN Furniture Industries
2402 Shore Street, High Point, NC 27263
ATTN: Seating Division
TAG: Purchase Order Number

Note: This form can be
downloaded from our website:
www.darran.com


Purchase Order#: _____ Chair Style#: _____
Dealer's Name: _____ Material Manufacturer: _____
Contact: _____ Pattern Name: _____
Address: _____ Pattern Color: _____
Telephone: _____ Content: _____
E-mail: _____ Repeat: _____

Please specify any special requirements and check the application below:

COM Only:



Railroad



Up The Roll

Actual Fabric / Leather Samples needed instead of digital images.
If digital images are sent in lieu of samples, DAR•RAN will only
verify the pattern and will not take responsibility for color
variances that cannot be verified due to printing restrictions.

NOTE: In the absence of application instructions, DAR•RAN will apply the fabric in the best manner and cannot be held responsible for tailoring or application objections after upholstering.

Unless otherwise instructed on the purchase order, excess COM materials will be recycled at the discretion of DAR•RAN after six months of the original product ship date.

NOTE: The COM approval solely pertains to the application of the fabric onto the specified DAR•RAN seating product. DAR•RAN's approval or acceptance does not constitute any responsibility or warranty to the overall appearance, durability, flammability, defects, dye lot variations or colorfastness of the COM. It is the customer's responsibility to ensure the COM meets CAL 117 compliance and are first quality continuous goods.

**ATTACH 6" x 6"
FABRIC/LEATHER
SAMPLE HERE**

TABLE & TABLET SURFACE OPTIONS (FILMORE COLLECTION ONLY)

[\(GO TO INDEX\)](#)

Please specify veneer or laminate codes below on all Filmore tablet options and Filmore table surfaces.

STANDARD FINISH CODES

OFFICE PARK FINISHES

WALNUT FINISHES

CONGRESS WALNUT	WCW
HERITAGE WALNUT	WHW
GUNSTOCK WALNUT	WGW

MAPLE FINISHES

CLEAR MAPLE	WCM
WHEAT MAPLE	WWM

EBONY FINISH

EBONY	WEB
-------	-----

CHERRY FINISHES

CRIMSON CHERRY	WIC
CARAMEL CHERRY	WRC
AMBER CHERRY	WAC
BOURBON CHERRY	WBC
KOKO CHERRY	WOC

DESIGN-BUILD FINISHES

WALNUT FINISHES

NATURAL WALNUT	WNW
JUDICIAL WALNUT	WJW
EXECUTIVE WALNUT	WEW
SENATE WALNUT	WSW
LIGHT WALNUT	WLW

MAPLE FINISHES

CLEAR MAPLE	WCM
WHEAT MAPLE	WWM

OAK FINISHES

WHEAT OAK	WWO
TOAST OAK	WTO
MOCHA OAK	WMO
BLUSH OAK	WBO

EBONY FINISH

EBONY	WEB
-------	-----

CHERRY FINISHES

CLEAR CHERRY	WCC
NATURAL CHERRY	WNC
SCOTCH CHERRY	WSC
MEDIUM CHERRY	WMC
KOKO CHERRY	WKC

STANDARD LAMINATE CODES (FILMORE COLLECTION ONLY)

OFFICE PARK HPL LAMINATES

WALNUT

CONGRESS WALNUT	GCW
HERITAGE WALNUT	GHW
GUNSTOCK WALNUT	GGW

MAPLE

CLEAR MAPLE	GCM
WHEAT MAPLE	GWM

EBONY

EBONY LAMINATE	GEB
----------------	-----

CHERRY

CRIMSON CHERRY	GIC
AMBER CHERRY	GAC
BOURBON CHERRY	GBC
KOKO CHERRY	GOC

DESIGN-BUILD HPL LAMINATES

WALNUT

EXECUTIVE WALNUT	GEW
LIGHT WALNUT	GLW
NATURAL WALNUT	GNW

MAPLE

CLEAR MAPLE	GCM
WHEAT MAPLE	GWM

EBONY

EBONY LAMINATE	GEB
----------------	-----

CHERRY

SCOTCH CHERRY	GSC
MEDIUM CHERRY	GMC
KOKO CHERRY	GKC

CUSTOM FINISHES

DARRAN charges \$150 Net for custom finish matches. Custom wood finish requests should be indicated clearly on the purchase order. A 6" x 6" sample must be sent to the following address for approval and pricing:

DARRAN Furniture Industries
2402 Shore Street
High Point, NC 27263
ATTN: Seating Division

Upon DARRAN custom matching the finish, we will send a sample to the customer for written approval of the DARRAN submitted match. The customer must return written approval of the custom finish sample to the factory prior to their order being placed into production. While every attempt will be made to match custom finish requests as closely as possible, DARRAN will not accept responsibility for finish variations due to natural wood graining, texture and wood species.



DARRAN's Guest Seating Collections enable specification versatility with contemporary, transitional, traditional and armless designs. Multiple back options and designer accents enable unique appeal and coordination with DARRAN casegood collections. Seating is now MAS Certified Green, assisting with LEED Credits 4.5.



Compliant with ANSI/BIFMA X7.1
Low VOC Emissions
Eligible for LEED Commercial Interiors Credit 4.5
Eligible for CHPS LEED Schools Standard



Made In USA

MAXTON GUEST CHAIR WITH STRAIGHT ARMS

(GO TO INDEX)

Width = 23-1/4"
Depth = 23"
Height = 32"
Seat Width = 21"
Seat Depth = 20"
Seat Height = 18"
Arm Height = 25-1/4"
Cartoned Weight = 25 lbs.



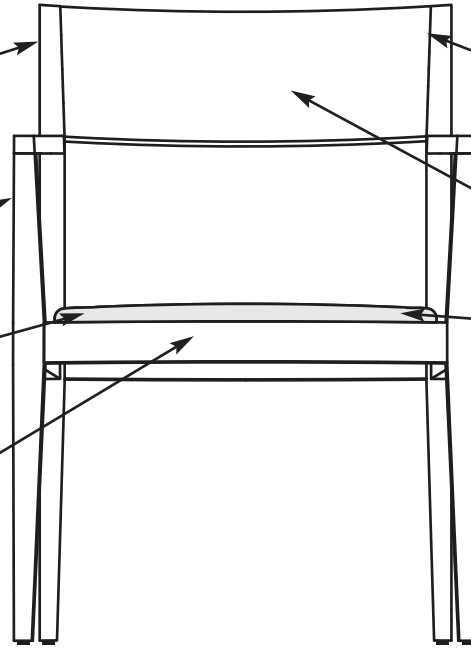
Compliant with ANSI/BIFMA X7.1
 Low VOC Emissions
 Eligible for LEED Commercial Interiors Credit 4.5
 Eligible for CHPS LEED Schools Standard

Frame is constructed of kiln-dried European beech, PEFC Certified sustainable yield, perpetuating premium quality and durability.

Sleek, modern design characterizes the dramatic tapering arms and legs posts which accent designer back options.

Seat cushions are made of high resiliency foam with proper density to give comfort and support.

Seat rails are reinforced with tenon and groove corner blocks and cleats attached with glue and wood screws.



Enhancing veinline detail at the back panel to further showcase American craftsmanship and prevent finish cracking.

Two panel back to enhance durability in the back and to prevent finish cracking.

Increased seat width to allow added comfort and increased application.

Non-adjustable nylon glides are 7/8" in diameter.

Variety of textiles and back options offer customers flexibility in design and consistency within each office setting.

DESIGNED BY:



Open Wooden Back



Half Upholstered Back



Fully Upholstered Back



Horizontal Single-Slat Back



Horizontal Multi-Slat Back

Joints are securely fastened with mortise and tenon joinery or double doweled construction to ensure long-term use.

Seat suspension is constructed of 3/4" thick top quality Baltic Birch plywood that is machined to form an open perimeter of rounded inside edges to reduce strain on the seat suspension. A single piece of sheet webbing reduces stress on the foam and supports the foam across the entire opening of the seat pan, thus preventing foam cutting that can occur with straps.

Seat assembly is attached within finger grooved corner blocks and further secured by wood cleats, providing a vast superior means of stability in the chair.

Finish composed of catalyzed varnish, featuring high solid consistency to provide extremely high durability while maintaining very low VOC exposure. Available in all DARRAN casegoods finishes.

Complete domestic production from frame through upholstery, controlled by one manufacturing facility. Less stress/damage to chair parts normally caused by overseas transit. Providing consistent, reliable quality standards at a quick response to shorter lead times.

MAXTON SEATING

(GO TO INDEX)


Specify The Following On Your Order:

- Style Number
- Finish (All DARRAN Finishes Available)
- Fabric

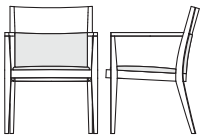


QS - Maxton Guest Seating Is Available On Quickship

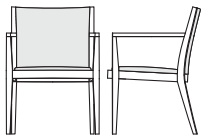
MAXTON OPEN WOODEN BACK (1.75 Yards Required For COM)
Solid Hardwood Frame • Seat Webbing • Wooden Back • Open Arms • Upholstered Seat

Style Number	GRADE	COM	1	2	3	4	5	6	7	8	9	10
 EMX-2332-OWB03	Zone 1	357.35	365.81	376.38	386.95	397.53	408.10	418.67	429.24	439.82	450.39	460.96
	Zone 2	361.58	370.04	380.61	391.18	401.76	412.33	422.90	433.47	444.05	454.62	465.19
	Zone 3	378.92	387.38	397.95	408.52	419.09	429.67	440.24	450.81	461.38	471.96	482.53
	Zone 4	411.48	419.94	430.51	441.08	451.66	462.23	472.80	483.37	493.95	504.52	515.09


MAXTON HALF UPHOLSTERED BACK (1.25 Yards Required For COM)
Solid Hardwood Frame • Seat Webbing • Wooden Back • Open Arms • Upholstered Seat

Style Number	GRADE	COM	1	2	3	4	5	6	7	8	9	10
 EMX-2332-HUB05	Zone 1	381.03	391.61	404.29	416.98	429.67	442.35	455.04	467.73	480.41	493.10	505.79
	Zone 2	385.68	396.26	408.94	421.63	434.32	447.01	459.69	472.38	485.07	497.75	510.44
	Zone 3	400.91	411.48	424.17	436.86	449.54	462.23	474.92	487.60	500.29	512.98	525.66
	Zone 4	435.59	446.16	458.85	471.53	484.22	496.91	509.59	522.28	534.97	547.66	560.34


MAXTON FULLY UPHOLSTERED BACK (1.75 Yards Required For COM)
Solid Hardwood Frame • Seat Webbing • Open Arms • Upholstered Back • Upholstered Seat

Style Number	GRADE	COM	1	2	3	4	5	6	7	8	9	10
 EMX-2332-FUB07	Zone 1	385.68	400.49	413.17	425.86	438.55	451.23	463.92	476.61	489.30	501.98	514.67
	Zone 2	389.91	404.72	417.40	430.09	442.78	455.46	468.15	480.84	493.52	506.21	518.90
	Zone 3	405.14	419.94	432.63	445.31	458.00	470.69	483.37	496.06	508.75	521.44	534.12
	Zone 4	441.93	456.73	469.42	482.11	494.79	507.48	520.17	532.85	545.54	558.23	570.92

MAXTON HORIZONTAL SINGLE-SLAT BACK (.75 Yards Required For COM)
Solid Hardwood Frame • Seat Webbing • Open Arms • Upholstered Seat

Style Number	GRADE	COM	1	2	3	4	5	6	7	8	9	10
 EMX-2332-SSB09	Zone 1	365.81	374.27	384.84	395.41	405.98	416.56	427.13	437.70	448.27	458.85	469.42
	Zone 2	370.46	378.92	389.49	400.06	410.64	421.21	431.78	442.35	452.93	463.50	474.07
	Zone 3	385.68	394.14	404.72	415.29	425.86	436.43	447.01	457.58	468.15	478.72	489.30
	Zone 4	420.36	428.82	439.39	449.97	460.54	471.11	481.68	492.26	502.83	513.40	523.97

MAXTON HORIZONTAL MULTI-SLAT BACK (.75 Yards Required For COM)
Solid Hardwood Frame • Seat Webbing • Wooden Back • Open Arms • Upholstered Seat

Style Number	GRADE	COM	1	2	3	4	5	6	7	8	9	10
 EMX-2332-MSB11	Zone 1	370.46	378.92	389.49	400.06	410.64	421.21	431.78	442.35	452.93	463.50	474.07
	Zone 2	374.69	383.15	393.72	404.29	414.86	425.44	436.01	446.58	457.15	467.73	478.30
	Zone 3	389.91	398.37	408.94	419.52	430.09	440.66	451.23	461.81	472.38	482.95	493.52
	Zone 4	424.59	433.05	443.62	454.19	464.77	475.34	485.91	496.48	507.06	517.63	528.20

MAXTON SEATING

(GO TO INDEX)

Specify The Following On Your Order:

- Style Number
- Finish (All DARRAN Finishes Available)
- Fabric



QS - Maxton Guest Seating Is Available On Quickship

**MAXTON FULLY UPH.
BACK / ARMS**

(2 Yards Required For COM)

Solid Hardwood Frame • Seat Webbing • Wooden Back • Upholstered Inside Arms • Upholstered Seat

Style Number	GRADE	COM	1	2	3	4	5	6	7	8	9	10
	Zone 1	472.80	491.83	504.52	517.21	529.89	542.58	555.27	567.95	580.64	593.33	606.02
	Zone 2	477.03	496.06	508.75	521.44	534.12	546.81	559.50	572.18	584.87	597.56	610.24
	Zone 3	496.48	515.52	528.20	540.89	553.58	566.26	578.95	591.64	604.32	617.01	629.70
	Zone 4	531.59	550.62	563.30	575.99	588.68	601.36	614.05	626.74	639.42	652.11	664.80

MONROE GUEST CHAIR WITH CURVED ARMS

[\(GO TO INDEX\)](#)

Width = 23-1/4"
Depth = 23"
Height = 32"
Seat Width = 20-3/4"
Seat Depth = 20"
Seat Height = 18"
Arm Height = 25-1/4"
Cartoned Weight = 25 lbs.



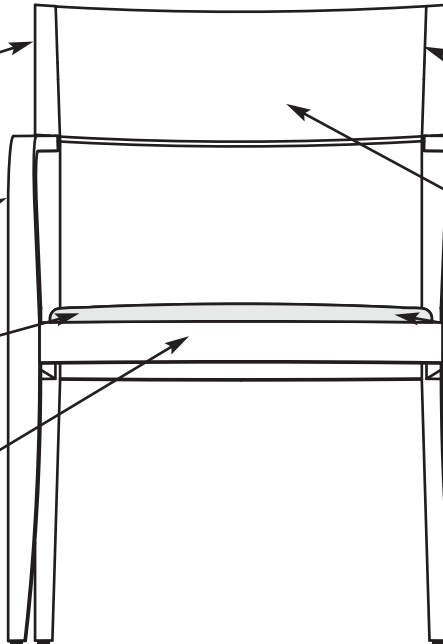
Compliant with ANSI/BIFMA X7.1
 Low VOC Emissions
 Eligible for LEED Commercial Interiors Credit 4.5
 Eligible for CHPS LEED Schools Standard

Frame is constructed of kiln-dried European beech, PEFC Certified sustainable yield, perpetuating premium quality and durability.

Sleek, modern design characterizes the simple curved arm design that compliments either a contemporary or transitional setting.

Seat cushions are made of high resiliency foam with proper density to give comfort and support.

Seat rails are reinforced with tenon and groove corner blocks and cleats attached with glue and wood screws.



Enhancing veinline detail at the back panel to further showcase American craftsmanship and prevent finish cracking.

Two panel back to enhance durability in the back and to prevent finish cracking.

Increased seat width to allow added comfort and increased application.

Non-adjustable nylon glides are 7/8" in diameter.

Variety of textiles and back options offer customers flexibility in design and consistency within each office setting.

DESIGNED BY:



Open Wooden Back



Half Upholstered Back



Fully Upholstered Back



Horizontal Single-Slat Back



Horizontal Multi-Slat Back

Joints are securely fastened with mortise and tenon joinery or double doweled construction to ensure long-term use.

Seat suspension is constructed of 3/4" thick top quality Baltic Birch plywood that is machined to form an open perimeter of rounded inside edges to reduce strain on the seat suspension. A single piece of sheet webbing reduces stress on the foam and supports the foam across the entire opening of the seat pan, thus preventing foam cutting that can occur with straps.

Seat assembly is attached within finger grooved corner blocks and further secured by wood cleats, providing a vast superior means of stability in the chair.

Finish composed of catalyzed varnish, featuring high solid consistency to provide extremely high durability while maintaining very low VOC exposure. Available in all DARRAN casegoods finishes.

Complete domestic production from frame through upholstery, controlled by one manufacturing facility. Less stress/damage to chair parts normally caused by overseas transit. Providing consistent, reliable quality standards at a quick response to shorter lead times.

MONROE SEATING

(GO TO INDEX)

Specify The Following On Your Order:

- Style Number
- Finish (All DARRAN Finishes Available)
- Fabric



QS - Monroe Guest Seating Is Available On Quickship

MONROE OPEN WOODEN BACK		(0.75 Yards Required For COM) Solid Hardwood Frame • Seat Webbing • Wooden Back • Open Arms • Upholstered Seat										
-------------------------	--	---	--	--	--	--	--	--	--	--	--	--

Style Number	GRADE	COM	1	2	3	4	5	6	7	8	9	10	
	EMN-2332-OWB02	Zone 1	376.80	385.26	395.83	406.41	416.98	427.55	438.12	448.70	459.27	469.84	480.41
	Zone 2	381.03	389.49	400.06	410.64	421.21	431.78	442.35	452.93	463.50	474.07	484.64	
	Zone 3	396.26	404.72	415.29	425.86	436.43	447.01	457.58	468.15	478.72	489.30	499.87	
	Zone 4	431.36	439.82	450.39	460.96	471.53	482.11	492.68	503.25	513.82	524.40	534.97	

MONROE HALF UPHOLSTERED BACK		(1.25 Yards Required For COM) Solid Hardwood Frame • Seat Webbing • Wooden Back • Open Arms • Upholstered Seat										
------------------------------	--	---	--	--	--	--	--	--	--	--	--	--

Style Number	GRADE	COM	1	2	3	4	5	6	7	8	9	10	
	EMN-2332-HUB04	Zone 1	394.14	404.72	417.40	430.09	442.78	455.46	468.15	480.84	493.52	506.21	518.90
	Zone 2	398.37	408.94	421.63	434.32	447.01	459.69	472.38	485.07	497.75	510.44	523.13	
	Zone 3	416.13	426.71	439.39	452.08	464.77	477.45	490.14	502.83	515.52	528.20	540.89	
	Zone 4	450.81	461.38	474.07	486.76	499.44	512.13	524.82	537.51	550.19	562.88	575.57	

MONROE FULLY UPHOLSTERED BACK		(1.75 Yards Required For COM) Solid Hardwood Frame • Seat Webbing • Open Arms • Upholstered Back • Upholstered Seat										
-------------------------------	--	--	--	--	--	--	--	--	--	--	--	--

Style Number	GRADE	COM	1	2	3	4	5	6	7	8	9	10	
	EMN-2332-FUB06	Zone 1	398.37	413.17	425.86	438.55	451.23	463.92	476.61	489.30	501.98	514.67	527.36
	Zone 2	403.02	417.83	430.51	443.20	455.89	468.57	481.26	493.95	506.63	519.32	532.01	
	Zone 3	420.36	435.16	447.85	460.54	473.23	485.91	498.60	511.29	523.97	536.66	549.35	
	Zone 4	457.58	472.38	485.07	497.75	510.44	523.13	535.81	548.50	561.19	573.88	586.56	

MONROE HORIZONTAL SINGLE-SLAT BACK		(0.75 Yards Required For COM) Solid Hardwood Frame • Seat Webbing • Open Arms • Upholstered Seat										
------------------------------------	--	---	--	--	--	--	--	--	--	--	--	--

Style Number	GRADE	COM	1	2	3	4	5	6	7	8	9	10	
	EMN-2332-SSB08	Zone 1	381.03	389.49	400.06	410.64	421.21	431.78	442.35	452.93	463.50	474.07	484.64
	Zone 2	385.68	394.14	404.72	415.29	425.86	436.43	447.01	457.58	468.15	478.72	489.30	
	Zone 3	400.91	409.37	419.94	430.51	441.08	451.66	462.23	472.80	483.37	493.95	504.52	
	Zone 4	435.59	444.05	454.62	465.19	475.76	486.34	496.91	507.48	518.05	528.63	539.20	

MONROE HORIZONTAL MULTI-SLAT BACK		(0.75 Yards Required For COM) Solid Hardwood Frame • Seat Webbing • Wooden Back • Open Arms • Upholstered Seat										
-----------------------------------	--	---	--	--	--	--	--	--	--	--	--	--

Style Number	GRADE	COM	1	2	3	4	5	6	7	8	9	10	
	EMN-2332-MSB10	Zone 1	385.68	394.14	404.72	415.29	425.86	436.43	447.01	457.58	468.15	478.72	489.30
	Zone 2	389.91	398.37	408.94	419.52	430.09	440.66	451.23	461.81	472.38	482.95	493.52	
	Zone 3	405.14	413.60	424.17	434.74	445.31	455.89	466.46	477.03	487.60	498.18	508.75	
	Zone 4	439.82	448.27	458.85	469.42	479.99	490.56	501.14	511.71	522.28	532.85	543.43	

MARION GUEST CHAIR WITH TRANSITIONAL ARMS

(GO TO INDEX)

Width = 24-7/16"
Depth = 23-7/16"
Height = 33-5/16"
Seat Width = 22-5/8"
Seat Depth = 20-7/32"
Seat Height = 18-1/2"
Arm Height = 25-11/32"
Cartoned Weight = 25 lbs.




Compliant with ANSI/BIFMA X7.1
 Low VOC Emissions
 Eligible for LEED Commercial Interiors Credit 4.5
 Eligible for CHPS LEED Schools Standard

Frame is constructed of kiln-dried European beech, PEFC Certified sustainable yield, perpetuating premium quality and durability.

Transitional frame design featuring elegant details from the top armrest support down to the dramatic tapering arm and leg posts.

Seat cushions are made of high resiliency foam with proper density to give comfort and support.



Timeless back options provide ideal choices in transitional environments.

Increased seat width to allow added comfort and increased application.

Seat rails are reinforced with tenon and groove corner blocks and cleats attached with glue and wood screws.

Non-adjustable nylon glides are 7/8" in diameter.

Variety of textiles and back options offer customers flexibility in design and consistency within each office setting.

DESIGNED BY:



Vertical Slat Back



Fully Upholstered Back



Fiddle Back



Half Upholstered Upper Back

Joints are securely fastened with mortise and tenon joinery or double doweled construction to ensure long-term use.

Seat suspension is constructed of 3/4" thick top quality Baltic Birch plywood that is machined to form an open perimeter of rounded inside edges to reduce strain on the seat suspension. A single piece of sheet webbing reduces stress on the foam and supports the foam across the entire opening of the seat pan, thus preventing foam cutting that can occur with straps.

Seat assembly is attached within finger grooved corner blocks and further secured by wood cleats, providing a vast superior means of stability in the chair.

Finish composed of catalyzed varnish, featuring high solid consistency to provide extremely high durability while maintaining very low VOC exposure. Available in all DARRAN casegoods finishes.

Complete domestic production from frame through upholstery, controlled by one manufacturing facility. Less stress/damage to chair parts normally caused by overseas transit. Providing consistent, reliable quality standards at a quick response to shorter lead times.

MARION SEATING


(GO TO INDEX)


Specify The Following On Your Order:


- Style Number
- Finish (All DARRAN Finishes Available)
- Fabric




QS - Marion Guest Seating Is Available On Quickship

MARION VERTICAL SLAT BACK		(1.0 Yards Required For COM) Solid Hardwood Frame • Seat Webbing • Wooden Back • Open Arms • Upholstered Seat											
Style Number	GRADE	COM	1	2	3	4	5	6	7	8	9	10	
	EMR-2332-VSB12	Zone 1	422.48	430.94	441.51	452.08	462.65	473.23	483.80	494.37	504.94	515.52	526.09
		Zone 2	426.71	435.16	445.74	456.31	466.88	477.45	488.03	498.60	509.17	519.74	530.32
		Zone 3	441.93	450.39	460.96	471.53	482.11	492.68	503.25	513.82	524.40	534.97	545.54
		Zone 4	477.03	485.49	496.06	506.63	517.21	527.78	538.35	548.92	559.50	570.07	580.64

MARION FULLY UPHOLSTERED BACK		(1.5 Yards Required For COM) Solid Hardwood Frame • Seat Webbing • Open Arms • Upholstered Seat & Back											
Style Number	GRADE	COM	1	2	3	4	5	6	7	8	9	10	
	EMR-2332-FUB13	Zone 1	437.70	450.39	463.08	475.76	488.45	501.14	513.82	526.51	539.20	551.88	564.57
		Zone 2	441.93	454.62	467.30	479.99	492.68	505.37	518.05	530.74	543.43	556.11	568.80
		Zone 3	459.69	472.38	485.07	497.75	510.44	523.13	535.81	548.50	561.19	573.88	586.56
		Zone 4	494.37	507.06	519.74	532.43	545.12	557.81	570.49	583.18	595.87	608.55	621.24

MARION FIDDLE BACK		(1.0 Yards Required For COM) Solid Hardwood Frame • Seat Webbing • Open Arms • Upholstered Seat											
Style Number	GRADE	COM	1	2	3	4	5	6	7	8	9	10	
	EMR-2332-FDB14	Zone 1	429.24	437.70	448.27	458.85	469.42	479.99	490.56	501.14	511.71	522.28	532.85
		Zone 2	433.47	441.93	452.50	463.08	473.65	484.22	494.79	505.37	515.94	526.51	537.08
		Zone 3	448.70	457.15	467.73	478.30	488.87	499.44	510.02	520.59	531.16	541.73	552.31
		Zone 4	485.49	493.95	504.52	515.09	525.66	536.24	546.81	557.38	567.95	578.53	589.10

MARION HALF UPHOLSTERED UPPER BACK		(1.25 Yards Required For COM) Solid Hardwood Frame • Seat Webbing • Open Arms • Upholstered Seat & Half Back											
Style Number	GRADE	COM	1	2	3	4	5	6	7	8	9	10	
	EMR-2332-HUB15	Zone 1	433.47	444.05	456.73	469.42	482.11	494.79	507.48	520.17	532.85	545.54	558.23
		Zone 2	437.70	448.27	460.96	473.65	486.34	499.02	511.71	524.40	537.08	549.77	562.46
		Zone 3	452.93	463.50	476.19	488.87	501.56	514.25	526.93	539.62	552.31	564.99	577.68
		Zone 4	490.14	500.71	513.40	526.09	538.77	551.46	564.15	576.84	589.52	602.21	614.90

MURPHY GUEST CHAIR (ARM & ARMLESS DESIGNS)

[\(GO TO INDEX\)](#)

Width = 24-3/4"
Depth = 21"
Height = 31-3/4"
Seat Width = 21"
Seat Depth = 18-1/4"
Seat Height = 18"
Arm Height = 24-3/4"
Cartoned Weight = 25 lbs.



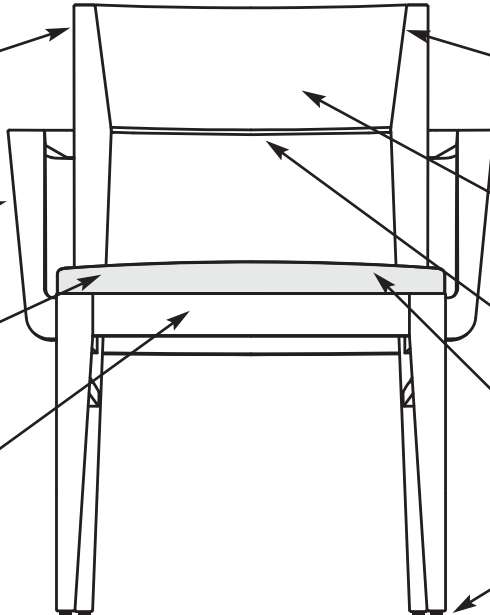
Compliant with ANSI/BIFMA X7.1
 Low VOC Emissions
 Eligible for LEED Commercial Interiors Credit 4.5
 Eligible for CHPS LEED Schools Standard

Frame is constructed of kiln-dried European beech, PEFC Certified sustainable yield, perpetuating premium quality and durability.
 *Wall-Saver Design

Outer arm design enables specification versatility with armless versions available in all back options.

Seat cushions are made of high resiliency foam with proper density to give comfort and support.

Seat rails are reinforced with tenon and groove corner blocks and cleats attached with glue and wood screws.



Enhancing veinline detail at the back panel to further showcase American craftsmanship and prevent finish cracking.

Two panel back to enhance durability in the back and to prevent finish cracking.

Metal accent available to coordinate with casegood design elements.

Increased seat width to allow added comfort and increased application.

Non-adjustable nylon glides are 7/8" in diameter.

Variety of textiles and back options offer customers flexibility in design and consistency within each office setting.
 All back options / styles available in arm and armless designs.

DESIGNED BY:



Open Wooden Back



Lower Upholstered Back



Upper Upholstered Back



Horizontal Single-Slat Back



Horizontal Multi-Slat Back

Joints are securely fastened with mortise and tenon joinery or double doweled construction to ensure long-term use.

Seat suspension is constructed of 3/4" thick top quality Baltic Birch plywood that is machined to form an open perimeter of rounded inside edges to reduce strain on the seat suspension. A single piece of sheet webbing reduces stress on the foam and supports the foam across the entire opening of the seat pan, thus preventing foam cutting that can occur with straps.

Seat assembly is attached within finger grooved corner blocks and further secured by wood cleats, providing a vast superior means of stability in the chair.

Finish composed of catalyzed varnish, featuring high solid consistency to provide extremely high durability while maintaining very low VOC exposure. Available in all DARRAN casegoods finishes.

Complete domestic production from frame through upholstery, controlled by one manufacturing facility. Less stress/damage to chair parts normally caused by overseas transit. Providing consistent, reliable quality standards at a quick response to shorter lead times.

MURPHY SEATING - ARMS

(GO TO INDEX)


Specify The Following On Your Order:

- Style Number
- Finish (All DARRAN Finishes Available)
- Fabric




QS - Murphy Guest Seating Is Available On Quickship


OPEN WOODEN BACK - ARMS (.75 Yards Required For COM)
Solid Hardwood Frame • Seat Webbing • Wooden Back • Open Arms • Upholstered Seat

Style Number	GRADE	COM	1	2	3	4	5	6	7	8	9	10
 EMU-2332-AWB16	Zone 1	416.13	424.59	435.16	445.74	456.31	466.88	477.45	488.03	498.60	509.17	519.74
	Zone 2	420.36	428.82	439.39	449.97	460.54	471.11	481.68	492.26	502.83	513.40	523.97
	Zone 3	435.59	444.05	454.62	465.19	475.76	486.34	496.91	507.48	518.05	528.63	539.20
	Zone 4	470.26	478.72	489.30	499.87	510.44	521.01	531.59	542.16	552.73	563.30	573.88


OPEN WOODEN BACK - ARMS & METAL TRIM (.75 Yards Required For COM)
Solid Hardwood Frame • Seat Webbing • Wooden Back • Open Arms • Upholstered Seat

Style Number	GRADE	COM	1	2	3	4	5	6	7	8	9	10
 EMU-2332-AMT18	Zone 1	444.47	452.93	463.50	474.07	484.64	495.22	505.79	516.36	526.93	537.51	548.08
	Zone 2	448.70	457.15	467.73	478.30	488.87	499.44	510.02	520.59	531.16	541.73	552.31
	Zone 3	466.04	474.49	485.07	495.64	506.21	516.78	527.36	537.93	548.50	559.07	569.65
	Zone 4	503.25	511.71	522.28	532.85	543.43	554.00	564.57	575.14	585.72	596.29	606.86


LOWER UPHOLSTERED BACK - ARMS (1.5 Yards Required For COM)
Solid Hardwood Frame • Seat Webbing • Open Arms • Upholstered Seat & Back

Style Number	GRADE	COM	1	2	3	4	5	6	7	8	9	10
 EMU-2332-ALU20	Zone 1	452.93	465.61	478.30	490.99	503.67	516.36	529.05	541.73	554.42	567.11	579.80
	Zone 2	459.69	472.38	485.07	497.75	510.44	523.13	535.81	548.50	561.19	573.88	586.56
	Zone 3	474.92	487.60	500.29	512.98	525.66	538.35	551.04	563.73	576.41	589.10	601.79
	Zone 4	511.71	524.40	537.08	549.77	562.46	575.14	587.83	600.52	613.21	625.89	638.58

OPEN BACK PANEL - ARMS (.75 Yards Required For COM)
Solid Hardwood Frame • Seat Webbing • Open Arms • Upholstered Seat

Style Number	GRADE	COM	1	2	3	4	5	6	7	8	9	10
 EMU-2332-AOB25	Zone 1	420.36	428.82	439.39	449.97	460.54	471.11	481.68	492.26	502.83	513.40	523.97
	Zone 2	424.59	433.05	443.62	454.19	464.77	475.34	485.91	496.48	507.06	517.63	528.20
	Zone 3	439.82	448.27	458.85	469.42	479.99	490.56	501.14	511.71	522.28	532.85	543.43
	Zone 4	474.92	483.37	493.95	504.52	515.09	525.66	536.24	546.81	557.38	567.95	578.53

UPPER UPHOLSTERED BACK PANEL / OPEN BACK - ARMS (1.25 Yards Required For COM)
Solid Hardwood Frame • Seat Webbing • Open Arms • Upholstered Seat

Style Number	GRADE	COM	1	2	3	4	5	6	7	8	9	10
 EMU-2332-AUU26	Zone 1	448.70	459.27	471.96	484.64	497.33	510.02	522.70	535.39	548.08	560.77	573.45
	Zone 2	452.93	463.50	476.19	488.87	501.56	514.25	526.93	539.62	552.31	564.99	577.68
	Zone 3	470.26	480.84	493.52	506.21	518.90	531.59	544.27	556.96	569.65	582.33	595.02
	Zone 4	507.48	518.05	530.74	543.43	556.11	568.80	581.49	594.17	606.86	619.55	632.24

MURPHY SEATING - ARMS

(GO TO INDEX)

Specify The Following On Your Order:

- Style Number
- Finish (All DARRAN Finishes Available)
- Fabric



QS - Murphy Guest Seating Is Available On Quickship

HORIZONTAL MULTI-SLAT BACK / OPEN BACK - ARMS		(.75 Yards Required For COM) Solid Hardwood Frame • Seat Webbing • Open Arms • Upholstered Seat										
Style Number	GRADE	COM	1	2	3	4	5	6	7	8	9	10
	Zone 1	450.81	459.27	469.84	480.41	490.99	501.56	512.13	522.70	533.28	543.85	554.42
	Zone 2	457.58	466.04	476.61	487.18	497.75	508.33	518.90	529.47	540.04	550.62	561.19
	Zone 3	472.80	481.26	491.83	502.41	512.98	523.55	534.12	544.70	555.27	565.84	576.41
	Zone 4	509.59	518.05	528.63	539.20	549.77	560.34	570.92	581.49	592.06	602.63	613.21
HORIZONTAL MULTI-SLAT BACK / UPH. BACK - ARMS		(1.5 Yards Required For COM) Solid Hardwood Frame • Seat Webbing • Open Arms • Upholstered Seat										
Style Number	GRADE	COM	1	2	3	4	5	6	7	8	9	10
	Zone 1	490.14	502.83	515.52	528.20	540.89	553.58	566.26	578.95	591.64	604.32	617.01
	Zone 2	494.37	507.06	519.74	532.43	545.12	557.81	570.49	583.18	595.87	608.55	621.24
	Zone 3	511.71	524.40	537.08	549.77	562.46	575.14	587.83	600.52	613.21	625.89	638.58
	Zone 4	551.04	563.73	576.41	589.10	601.79	614.47	627.16	639.85	652.53	665.22	677.91
HORIZONTAL SINGLE SLAT BACK - ARMS		(.75 Yards Required For COM) Solid Hardwood Frame • Seat Webbing • Open Arms • Upholstered Seat										
Style Number	GRADE	COM	1	2	3	4	5	6	7	8	9	10
	Zone 1	420.36	428.82	439.39	449.97	460.54	471.11	481.68	492.26	502.83	513.40	523.97
	Zone 2	424.59	433.05	443.62	454.19	464.77	475.34	485.91	496.48	507.06	517.63	528.20
	Zone 3	439.82	448.27	458.85	469.42	479.99	490.56	501.14	511.71	522.28	532.85	543.43
	Zone 4	474.92	483.37	493.95	504.52	515.09	525.66	536.24	546.81	557.38	567.95	578.53
HORIZONTAL SINGLE SLAT UPH. BACK - ARMS		(1.5 Yards Required For COM) Solid Hardwood Frame • Seat Webbing • Open Arms • Upholstered Seat										
Style Number	GRADE	COM	1	2	3	4	5	6	7	8	9	10
	Zone 1	459.69	472.38	485.07	497.75	510.44	523.13	535.81	548.50	561.19	573.88	586.56
	Zone 2	463.92	476.61	489.30	501.98	514.67	527.36	540.04	552.73	565.42	578.10	590.79
	Zone 3	479.15	491.83	504.52	517.21	529.89	542.58	555.27	567.95	580.64	593.33	606.02
	Zone 4	516.36	529.05	541.73	554.42	567.11	579.80	592.48	605.17	617.86	630.54	643.23

MURPHY SEATING - ARMLESS

(GO TO INDEX)

Specify The Following On Your Order:

- Style Number
- Finish (All DARRAN Finishes Available)
- Fabric



QS - Murphy Guest Seating Is Available On Quickship

OPEN WOODEN BACK - ARMLESS (7.5 Yards Required For COM)
Solid Hardwood Frame • Seat Webbing • Wooden Back • Upholstered Seat

Style Number	GRADE	COM	1	2	3	4	5	6	7	8	9	10
EMU-2332-NWB17 	Zone 1	372.57	381.03	391.61	402.18	412.75	423.32	433.90	444.47	455.04	465.61	476.19
	Zone 2	376.80	385.26	395.83	406.41	416.98	427.55	438.12	448.70	459.27	469.84	480.41
	Zone 3	392.03	400.49	411.06	421.63	432.20	442.78	453.35	463.92	474.49	485.07	495.64
	Zone 4	424.59	433.05	443.62	454.19	464.77	475.34	485.91	496.48	507.06	517.63	528.20

OPEN WOODEN BACK - ARMLESS W/ METAL TRIM (7.5 Yards Required For COM)
Solid Hardwood Frame • Seat Webbing • Wooden Back • Upholstered Seat

Style Number	GRADE	COM	1	2	3	4	5	6	7	8	9	10
EMU-2332-NMT19 	Zone 1	398.37	406.83	417.40	427.97	438.55	449.12	459.69	470.26	480.84	491.41	501.98
	Zone 2	403.02	411.48	422.05	432.63	443.20	453.77	464.34	474.92	485.49	496.06	506.63
	Zone 3	420.36	428.82	439.39	449.97	460.54	471.11	481.68	492.26	502.83	513.40	523.97
	Zone 4	450.81	459.27	469.84	480.41	490.99	501.56	512.13	522.70	533.28	543.85	554.42

LOWER UPHOLSTERED BACK - ARMLESS (1.5 Yards Required For COM)
Solid Hardwood Frame • Seat Webbing • Upholstered Seat & Back

Style Number	GRADE	COM	1	2	3	4	5	6	7	8	9	10
EMU-2332-NLU21 	Zone 1	411.48	424.17	436.86	449.54	462.23	474.92	487.60	500.29	512.98	525.66	538.35
	Zone 2	416.13	428.82	441.51	454.19	466.88	479.57	492.26	504.94	517.63	530.32	543.00
	Zone 3	431.36	444.05	456.73	469.42	482.11	494.79	507.48	520.17	532.85	545.54	558.23
	Zone 4	466.04	478.72	491.41	504.10	516.78	529.47	542.16	554.84	567.53	580.22	592.91

OPEN BACK PANEL - ARMLESS (7.5 Yards Required For COM)
Solid Hardwood Frame • Seat Webbing • Upholstered Seat

Style Number	GRADE	COM	1	2	3	4	5	6	7	8	9	10
EMU-2332-NOB27 	Zone 1	383.15	391.61	402.18	412.75	423.32	433.90	444.47	455.04	465.61	476.19	486.76
	Zone 2	387.80	396.26	406.83	417.40	427.97	438.55	449.12	459.69	470.26	480.84	491.41
	Zone 3	403.02	411.48	422.05	432.63	443.20	453.77	464.34	474.92	485.49	496.06	506.63
	Zone 4	435.59	444.05	454.62	465.19	475.76	486.34	496.91	507.48	518.05	528.63	539.20

UPPER UPHOLSTERED BACK PANEL / OPEN BACK - ARMLESS (1.25 Yards Required For COM)
Solid Hardwood Frame • Seat Webbing • Upholstered Seat

Style Number	GRADE	COM	1	2	3	4	5	6	7	8	9	10
EMU-2332-NUU28 	Zone 1	411.48	422.05	434.74	447.43	460.12	472.80	485.49	498.18	510.86	523.55	536.24
	Zone 2	416.13	426.71	439.39	452.08	464.77	477.45	490.14	502.83	515.52	528.20	540.89
	Zone 3	431.36	441.93	454.62	467.30	479.99	492.68	505.37	518.05	530.74	543.43	556.11
	Zone 4	466.04	476.61	489.30	501.98	514.67	527.36	540.04	552.73	565.42	578.10	590.79

MURPHY SEATING - ARMLESS





(GO TO INDEX)

Specify The Following On Your Order:

- Style Number
- Finish (All DARRAN Finishes Available)
- Fabric



QS - Murphy Guest Seating Is Available On Quickship

HORIZONTAL MULTI-SLAT BACK / OPEN BACK - ARMLESS		(0.75 Yards Required For COM) Solid Hardwood Frame • Seat Webbing • Upholstered Seat											
Style Number	GRADE	COM	1	2	3	4	5	6	7	8	9	10	
	EMU-2332-NMS31	Zone 1	403.02	411.48	422.05	432.63	443.20	453.77	464.34	474.92	485.49	496.06	506.63
		Zone 2	407.25	415.71	426.28	436.86	447.43	458.00	468.57	479.15	489.72	500.29	510.86
		Zone 3	424.59	433.05	443.62	454.19	464.77	475.34	485.91	496.48	507.06	517.63	528.20
		Zone 4	459.69	468.15	478.72	489.30	499.87	510.44	521.01	531.59	542.16	552.73	563.30
HORIZONTAL MULTI-SLAT BACK / UPH. BACK - ARMLESS		(1.5 Yards Required For COM) Solid Hardwood Frame • Seat Webbing • Upholstered Seat											
Style Number	GRADE	COM	1	2	3	4	5	6	7	8	9	10	
	EMU-2332-NUS32	Zone 1	441.93	454.62	467.30	479.99	492.68	505.37	518.05	530.74	543.43	556.11	568.80
		Zone 2	446.58	459.27	471.96	484.64	497.33	510.02	522.70	535.39	548.08	560.77	573.45
		Zone 3	463.92	476.61	489.30	501.98	514.67	527.36	540.04	552.73	565.42	578.10	590.79
		Zone 4	498.60	511.29	523.97	536.66	549.35	562.03	574.72	587.41	600.10	612.78	625.47
HORIZONTAL SINGLE SLAT BACK - ARMLESS		(0.75 Yards Required For COM) Solid Hardwood Frame • Seat Webbing • Upholstered Seat											
Style Number	GRADE	COM	1	2	3	4	5	6	7	8	9	10	
	EMU-2332-NSB35	Zone 1	396.26	404.72	415.29	425.86	436.43	447.01	457.58	468.15	478.72	489.30	499.87
		Zone 2	400.91	409.37	419.94	430.51	441.08	451.66	462.23	472.80	483.37	493.95	504.52
		Zone 3	418.25	426.71	437.28	447.85	458.42	469.00	479.57	490.14	500.71	511.29	521.86
		Zone 4	448.70	457.15	467.73	478.30	488.87	499.44	510.02	520.59	531.16	541.73	552.31
HORIZONTAL SINGLE SLAT / UPH. BACK - ARMLESS		(1.5 Yards Required For COM) Solid Hardwood Frame • Seat Webbing • Upholstered Seat											
Style Number	GRADE	COM	1	2	3	4	5	6	7	8	9	10	
	EMU-2332-NSU36	Zone 1	416.13	428.82	441.51	454.19	466.88	479.57	492.26	504.94	517.63	530.32	543.00
		Zone 2	418.25	430.94	443.62	456.31	469.00	481.68	494.37	507.06	519.74	532.43	545.12
		Zone 3	433.47	446.16	458.85	471.53	484.22	496.91	509.59	522.28	534.97	547.66	560.34
		Zone 4	468.15	480.84	493.52	506.21	518.90	531.59	544.27	556.96	569.65	582.33	595.02



MURPHY BARSTOOL SEATING

(GO TO INDEX)

Specify The Following On Your Order:

- Style Number
- Finish (All DARRAN Finishes Available)
- Fabric



OPEN WOODEN BACK		(0.75 Yards Required For COM) Solid Hardwood Frame • Seat Webbing • Wooden Back • Upholstered Seat										
Style Number	GRADE	COM	1	2	3	4	5	6	7	8	9	10
	Zone 1	420.36	428.82	439.39	449.97	460.54	471.11	481.68	492.26	502.83	513.40	523.97
	Zone 2	424.59	433.05	443.62	454.19	464.77	475.34	485.91	496.48	507.06	517.63	528.20
	Zone 3	439.82	448.27	458.85	469.42	479.99	490.56	501.14	511.71	522.28	532.85	543.43
	Zone 4	477.03	485.49	496.06	506.63	517.21	527.78	538.35	548.92	559.50	570.07	580.64
	LOWER UPHOLSTERED BACK											
		(1.5 Yards Required For COM) Solid Hardwood Frame • Seat Webbing • Upholstered Seat & Back										
Style Number	GRADE	COM	1	2	3	4	5	6	7	8	9	10
	Zone 1	459.69	472.38	485.07	497.75	510.44	523.13	535.81	548.50	561.19	573.88	586.56
	Zone 2	463.92	476.61	489.30	501.98	514.67	527.36	540.04	552.73	565.42	578.10	590.79
	Zone 3	479.15	491.83	504.52	517.21	529.89	542.58	555.27	567.95	580.64	593.33	606.02
	Zone 4	516.36	529.05	541.73	554.42	567.11	579.80	592.48	605.17	617.86	630.54	643.23

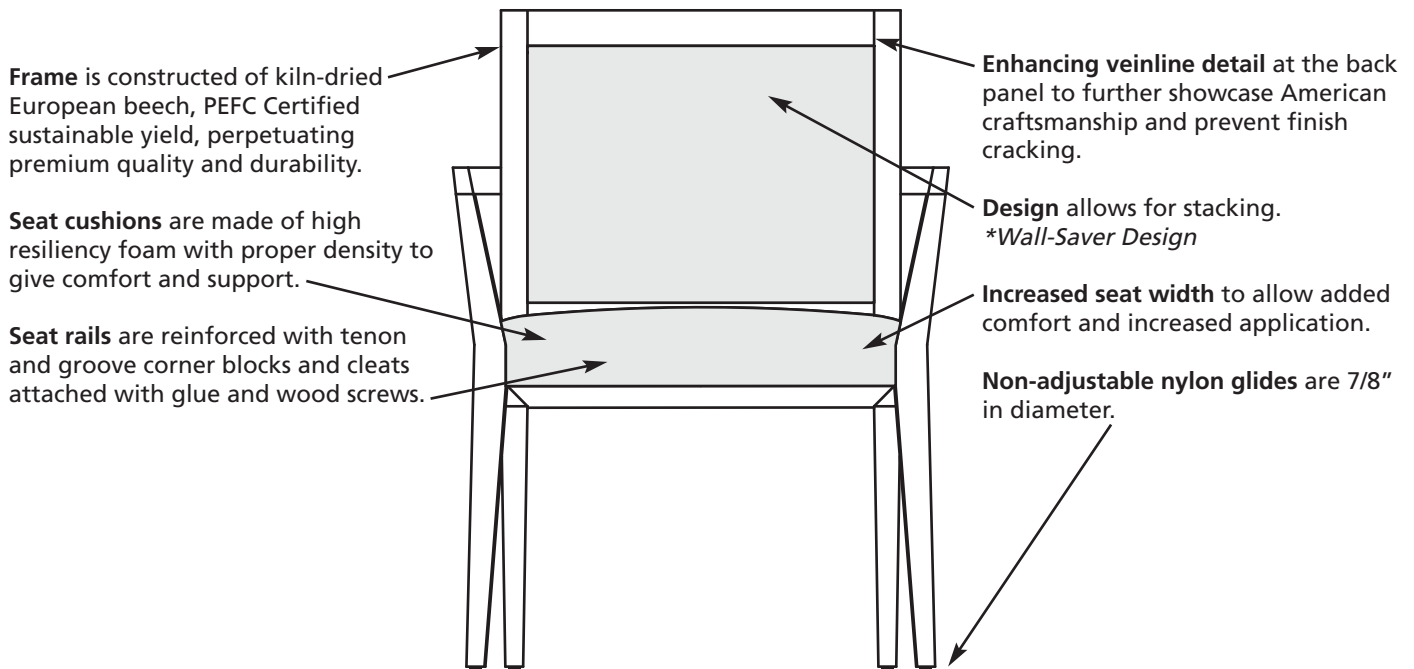
COSMO GUEST CHAIR WITH STRAIGHT ARMS

[\(GO TO INDEX\)](#)

Width = 24-1/2"
Depth = 23-3/4"
Height = 32-1/2"
Seat Width = 19"
Seat Depth = 19-1/2"
Seat Height = 18"
Arm Height = 24-3/4"
Cartoned Weight = 25 lbs.



Compliant with ANSI/BIFMA X7.1
 Low VOC Emissions
 Eligible for LEED Commercial Interiors Credit 4.5
 Eligible for CHPS LEED Schools Standard



DESIGNED BY:


 JOHN STAFFORD CHRIS CARTER
 DESIGN, LLC

Joints are securely fastened with mortise and tenon joinery or double doweled construction to ensure long-term use.

Seat suspension is constructed of 3/4" thick top quality Baltic Birch plywood that is machined to form an open perimeter of rounded inside edges to reduce strain on the seat suspension. A single piece of sheet webbing reduces stress on the foam and supports the foam across the entire opening of the seat pan, thus preventing foam cutting that can occur with straps.

Seat assembly is attached within finger grooved corner blocks and further secured by wood cleats, providing a vast superior means of stability in the chair.

Finish composed of catalyzed varnish, featuring high solid consistency to provide extremely high durability while maintaining very low VOC exposure. Available in all DARRAN casegoods finishes.

Complete domestic production from frame through upholstery, controlled by one manufacturing facility. Less stress/damage to chair parts normally caused by overseas transit. Providing consistent, reliable quality standards at a quick response to shorter lead times.

COSMO SEATING - ARMS

(GO TO INDEX)

Specify The Following On Your Order:

- Style Number
- Finish (All DARRAN Finishes Available)
- Fabric



COSMO HORIZONTAL MULTI-SLAT BACK		(1.25 Yard Required For COM) Solid Hardwood Frame • Seat Webbing • Wooden Back • Open Arms • Upholstered Seat											
Style Number	GRADE	COM	1	2	3	4	5	6	7	8	9	10	
	COS-2332-MSB38	Zone 1	309.14	319.71	332.40	345.09	357.77	370.46	383.15	395.83	408.52	421.21	433.90
		Zone 2	313.79	324.36	337.05	349.74	362.43	375.11	387.80	400.49	413.17	425.86	438.55
		Zone 3	326.90	337.47	350.16	362.85	375.54	388.22	400.91	413.60	426.28	438.97	451.66
		Zone 4	352.70	363.27	375.96	388.65	401.33	414.02	426.71	439.39	452.08	464.77	477.45

COSMO FULLY UPHOLSTERED BACK		(1.5 Yards Required For COM) Solid Hardwood Frame • Seat Webbing • Open Arms • Upholstered Back • Upholstered Seat											
Style Number	GRADE	COM	1	2	3	4	5	6	7	8	9	10	
	COS-2332-FUB39	Zone 1	333.25	345.93	358.62	371.31	383.99	396.68	409.37	422.05	434.74	447.43	460.12
		Zone 2	337.47	350.16	362.85	375.54	388.22	400.91	413.60	426.28	438.97	451.66	464.34
		Zone 3	352.70	365.39	378.07	390.76	403.45	416.13	428.82	441.51	454.19	466.88	479.57
		Zone 4	381.03	393.72	406.41	419.09	431.78	444.47	457.15	469.84	482.53	495.22	507.90

COSMO STACKER SEATING

Specify The Following On Your Order:

- Style Number
- Finish (All DARRAN Finishes Available)
- Fabric

***NOTE: Stack Up To Four Chairs High**



COSMO STACKER HOR. MULTI-SLAT BACK		(1 Yard Required For COM) Solid Hardwood Frame • Seat Webbing • Wooden Back • Open Arms • Upholstered Seat											
Style Number	GRADE	COM	1	2	3	4	5	6	7	8	9	10	
	COS-2332-SMS40	Zone 1	333.25	341.70	352.28	362.85	373.42	383.99	394.57	405.14	415.71	426.28	436.86
		Zone 2	337.47	345.93	356.50	367.08	377.65	388.22	398.79	409.37	419.94	430.51	441.08
		Zone 3	352.70	361.16	371.73	382.30	392.87	403.45	414.02	424.59	435.16	445.74	456.31
		Zone 4	381.03	389.49	400.06	410.64	421.21	431.78	442.35	452.93	463.50	474.07	484.64



DARRAN offers creative freedom and captivating designs in soft seating lounge and modular lounge collections. Configure a breathtaking lobby with Kinley's softly curving arms or Filmore's vast offering of chairs, sofas, benches, corners, and tables with limitless reconfigurability in curvilinear or linear designs. Impressive designs with even more impressive origin of certified woods, recycled padding and steel, formaldehyde free glues, low formaldehyde finishing and manufactured in the USA.



Made In USA

FILMORE

(GO TO INDEX)

Collection Dimensions:

- Depth = 31-1/2"
- Height = 31"
- Seat Width = 21-1/2"
- Seat Depth = 21-1/2"
- Seat Height = 18"
- Arm Height = 25-1/2"

DESIGNED BY:

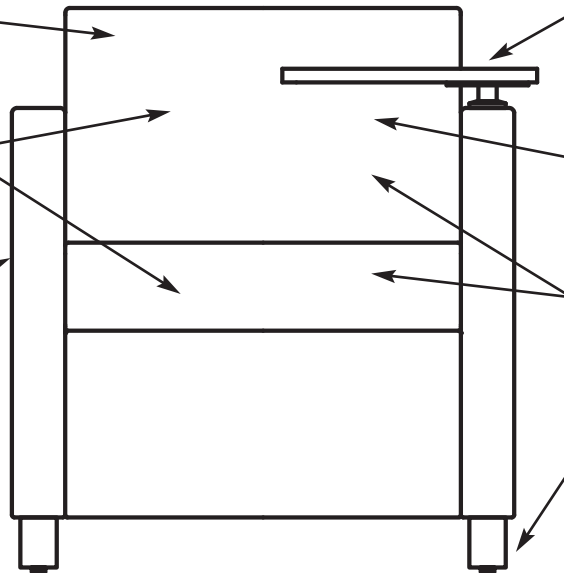


JOHN STAFFORD CHRIS CARTER
DESIGN, LLC

Frame constructed CNC cut engineered hardwood to maximize the strength, precise measurements and overall longevity.

Seats and backs sprung with no sag sinuous wire spring to enhance comfort, sustainability and endurance.

Sleek, modern straight lines designed to coordinate with Maxton guest seating and other diversified contemporary styles.

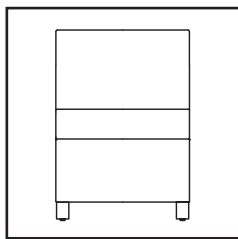


Optional tablet available in wood or laminate material for convenient reading and writing uses.

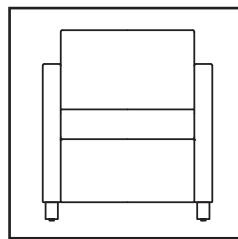
Horizontal back frame provides easy ganging capabilities for expansion and flexibility in various settings.

Soy-based, high resilient polyurethane foam consisting of minimum 1.8 density in seats and backs, further advances support and durability.

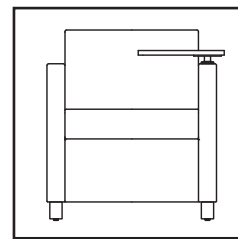
Legs available in anodized aluminum metal or finished wood. Customer must specify metal or wood legs.



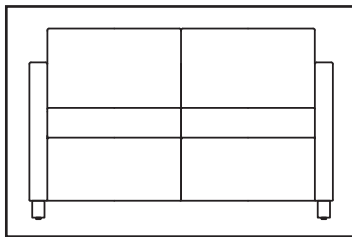
Armless Chair
22"W x 31-1/2"D x 31"H



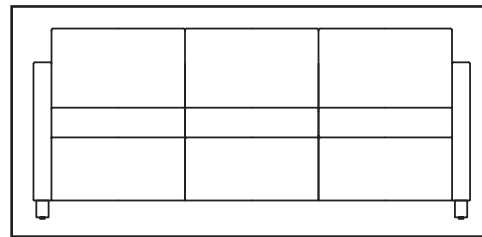
Lounge Chair
28"W x 31-1/2"D x 31"H



Tablet Chair
29"W x 31-1/2"D x 31"H



Loveseat
49-1/2"W x 31-1/2"D x 31"H



Sofa
71"W x 31-1/2"D x 31"H

Joints are securely fastened with mortise and tenon joinery as well as corner block construction to ensure long-term use.

Ability to incorporate variety of options: wood panels, wood or metal legs, ganging devices, table tops, cup holders, pivoting tablet mounts and combination fabrics.

Complete domestic production from frame through upholstery, controlled by one manufacturing facility. Less stress / damage to chair parts normally caused by overseas transit, providing consistent, reliable quality standards at a quick response to shorter lead times.

FILMORE - ARMS

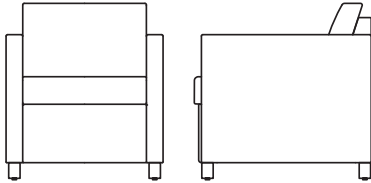
(GO TO INDEX)

Required Ordering Information:

1. Style #: FIL-0100-_____
2. Leg Option: Wood / Metal
3. Leg Finish: If Wood (See Page 16 For Finish Options)
4. Pattern Color: Fabric / Leather



STYLE # FIL-0100-DAC01 LOUNGE CHAIR



OPTIONS:

- PTL Pivoting Tablet - Left Facing \$158.59
 *Specify Finish
 *Specify Shape (See Page 44)
- PTR Pivoting Tablet - Right Facing . . . \$158.59
 *Specify Finish
 *Specify Shape (See Page 44)

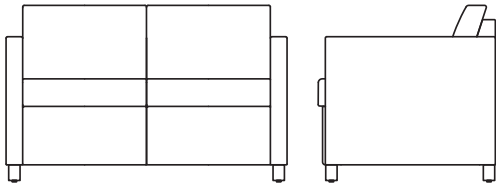
I Must Select Leg: Metal or Wood
***Specify Finish On Wood Legs**

DIMENSIONS:

COM: 5-1/2 Yards
 COL: 110 Square Feet
 Carton Weight: 62 lbs.
 Frame Width: 28"
 Frame Depth: 31-1/2"
 Frame Height: 31"
 Arm Height: 25-1/2"
 Seat Height: 18"
 Inside Seat Depth: 21-1/2"
 Inside Seat Width: 21-1/2"

GRADE	COM	COL	1	2	3	4	5	6	7	8	9	10	L1	L2	L3
ZONE 1	672.83	706.67	742.61	778.56	835.65	892.74	951.95	1011.15	1068.25	1127.45	1184.54	1243.75	964.63	1080.93	1226.83
ZONE 2	679.60	713.43	749.38	785.33	842.42	899.51	958.71	1017.92	1075.01	1134.22	1191.31	1250.52	971.40	1087.70	1233.60
ZONE 3	705.82	739.65	775.60	811.55	868.64	925.73	984.93	1044.14	1101.23	1160.44	1217.53	1276.74	997.62	1113.92	1259.82
ZONE 4	759.95	793.78	829.73	865.68	922.77	979.86	1039.07	1098.27	1155.36	1214.57	1271.66	1330.87	1051.75	1168.05	1313.95

STYLE # FIL-0100-DAL02 LOVESEAT



OPTIONS:

- PTL Pivoting Tablet - Left Facing \$158.59
 *Specify Finish
 *Specify Shape (See Page 44)
- PTR Pivoting Tablet - Right Facing . . . \$158.59
 *Specify Finish
 *Specify Shape (See Page 44)

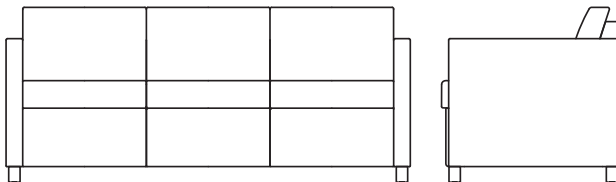
I Must Select Leg: Metal or Wood
***Specify Finish On Wood Legs**

DIMENSIONS:

COM: 7-1/2 Yards
 COL: 150 Square Feet
 Carton Weight: 112 lbs.
 Frame Width: 49-1/2"
 Frame Depth: 31-1/2"
 Frame Height: 31"
 Arm Height: 25-1/2"
 Seat Height: 18"
 Inside Seat Depth: 21-1/2"
 Inside Seat Width: 43"

GRADE	COM	COL	1	2	3	4	5	6	7	8	9	10	L1	L2	L3
ZONE 1	936.72	976.90	1031.88	1080.51	1158.75	1239.10	1317.33	1397.68	1475.92	1556.27	1634.51	1714.86	1334.25	1492.84	1691.60
ZONE 2	949.41	989.59	1044.56	1093.20	1171.43	1251.78	1330.02	1410.37	1488.61	1568.96	1647.20	1727.55	1346.94	1505.52	1704.29
ZONE 3	995.51	1035.68	1090.66	1139.29	1217.53	1297.88	1376.12	1456.47	1534.70	1615.06	1693.29	1773.64	1393.03	1551.62	1750.38
ZONE 4	1073.74	1113.92	1168.90	1217.53	1295.77	1376.12	1454.35	1534.70	1612.94	1693.29	1771.53	1851.88	1471.27	1629.86	1828.62

STYLE # FIL-0100-DAS03 SOFA



OPTIONS:

- PTL Pivoting Tablet - Left Facing \$158.59
 *Specify Finish
 *Specify Shape (See Page 44)
- PTR Pivoting Tablet - Right Facing . . . \$158.59
 *Specify Finish
 *Specify Shape (See Page 44)

I Must Select Leg: Metal or Wood
***Specify Finish On Wood Legs**

DIMENSIONS:

COM: 9 Yards
 COL: 180 Square Feet
 Carton Weight: 180 lbs.
 Frame Width: 71"
 Frame Depth: 31-1/2"
 Frame Height: 31"
 Arm Height: 25-1/2"
 Seat Height: 18"
 Inside Seat Depth: 21-1/2"
 Inside Seat Width: 64-1/2"

GRADE	COM	COL	1	2	3	4	5	6	7	8	9	10	L1	L2	L3
ZONE 1	1138.87	1189.62	1253.05	1312.26	1405.30	1500.45	1595.60	1690.75	1785.91	1881.06	1976.21	2071.36	1614.63	1804.94	2043.88
ZONE 2	1160.86	1211.61	1275.04	1334.25	1427.29	1522.44	1617.59	1712.75	1807.90	1903.05	1998.20	2093.36	1636.62	1826.93	2065.87
ZONE 3	1223.87	1274.62	1338.06	1397.26	1490.30	1585.45	1680.60	1775.76	1870.91	1966.06	2061.21	2156.37	1699.64	1889.94	2128.88
ZONE 4	1321.99	1372.73	1436.17	1495.37	1588.41	1683.56	1778.72	1873.87	1969.02	2064.17	2159.33	2254.48	1797.75	1988.05	2226.99

FILMORE - ARMS WITH WOOD PANELS

(GO TO INDEX)

Required Ordering Information:

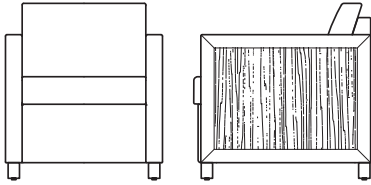
1. Style #: FIL-0100-_____
2. Leg Option: Wood / Metal
3. Leg Finish: If Wood (See Page 16 For Finish Options)
4. Pattern Color: Fabric / Leather
5. Finish Color

Insert Standard In Cherry Or Walnut Veneer. Contact Factory For Exotic Veneer Or COM.



Contact Customer Service For Information On Insert Panels In COM Materials.

STYLE # FIL-0100-PAC01 LOUNGE CHAIR W/ WOOD PANELS



OPTIONS:

Pivoting Tablet - Not Available

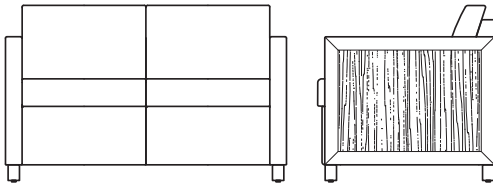
I Must Select Leg: Metal or Wood
*Specify Finish On Wood Legs

DIMENSIONS:

COM: 5-1/2 Yards
COL: 110 Square Feet
Carton Weight: 62 lbs.
Frame Width: 28"
Frame Depth: 31-1/2"
Frame Height: 31"
Arm Height: 25-1/2"
Seat Height: 18"
Inside Seat Depth: 21-1/2"
Inside Seat Width: 21-1/2"

GRADE	COM	COL	1	2	3	4	5	6	7	8	9	10	L1	L2	L3
ZONE 1	810.28	844.11	880.05	916.00	973.09	1030.18	1089.39	1148.60	1205.69	1264.89	1321.99	1381.19	1102.08	1218.37	1364.28
ZONE 2	818.73	852.57	888.51	924.46	981.55	1038.64	1097.85	1157.05	1214.15	1273.35	1330.44	1389.65	1110.54	1226.83	1372.73
ZONE 3	844.95	878.79	914.73	950.68	1007.77	1064.86	1124.07	1183.27	1240.37	1299.57	1356.66	1415.87	1136.76	1253.05	1398.95
ZONE 4	899.51	933.34	969.29	1005.23	1062.32	1119.42	1178.62	1237.83	1294.92	1354.13	1411.22	1470.42	1191.31	1307.61	1453.51

STYLE # FIL-0100-PAL02 LOVESEAT W/ WOOD PANELS



OPTIONS:

Pivoting Tablet - Not Available

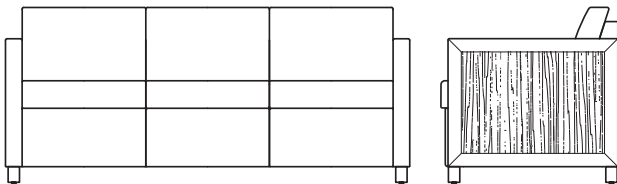
I Must Select Leg: Metal or Wood
*Specify Finish On Wood Legs

DIMENSIONS:

COM: 7-1/2 Yards
COL: 150 Square Feet
Carton Weight: 112 lbs.
Frame Width: 49-1/2"
Frame Depth: 31-1/2"
Frame Height: 31"
Arm Height: 25-1/2"
Seat Height: 18"
Inside Seat Depth: 21-1/2"
Inside Seat Width: 43"

GRADE	COM	COL	1	2	3	4	5	6	7	8	9	10	L1	L2	L3
ZONE 1	1067.40	1107.58	1162.55	1211.19	1289.42	1369.77	1448.01	1528.36	1606.60	1686.95	1765.18	1845.54	1464.93	1623.51	1822.28
ZONE 2	1080.09	1120.26	1175.24	1223.87	1302.11	1382.46	1460.70	1541.05	1619.28	1699.64	1777.87	1858.22	1477.61	1636.20	1834.96
ZONE 3	1126.18	1166.36	1221.34	1269.97	1348.21	1428.56	1506.79	1587.14	1665.38	1745.73	1823.97	1904.32	1523.71	1682.30	1881.06
ZONE 4	1204.42	1244.59	1299.57	1348.21	1426.44	1506.79	1585.03	1665.38	1743.62	1823.97	1902.20	1982.56	1601.95	1760.53	1959.30

STYLE # FIL-0100-PAS03 SOFA W/ WOOD PANELS



OPTIONS:

Pivoting Tablet - Not Available

I Must Select Leg: Metal or Wood
*Specify Finish On Wood Legs

DIMENSIONS:

COM: 9 Yards
COL: 180 Square Feet
Carton Weight: 180 lbs.
Frame Width: 71"
Frame Depth: 31-1/2"
Frame Height: 31"
Arm Height: 25-1/2"
Seat Height: 18"
Inside Seat Depth: 21-1/2"
Inside Seat Width: 64-1/2"

GRADE	COM	COL	1	2	3	4	5	6	7	8	9	10	L1	L2	L3
ZONE 1	1272.08	1322.83	1386.27	1445.47	1538.51	1633.66	1728.82	1823.97	1919.12	2014.27	2109.43	2204.58	1747.85	1938.15	2177.09
ZONE 2	1293.65	1344.40	1407.83	1467.04	1560.08	1655.23	1750.38	1845.54	1940.69	2035.84	2130.99	2226.15	1769.41	1959.72	2198.66
ZONE 3	1356.66	1407.41	1470.85	1530.05	1623.09	1718.24	1813.40	1908.55	2003.70	2098.85	2194.01	2289.16	1832.43	2022.73	2261.67
ZONE 4	1454.78	1505.52	1568.96	1628.17	1721.20	1816.36	1911.51	2006.66	2101.81	2196.97	2292.12	2387.27	1930.54	2120.84	2359.78

FILMORE - ARMLESS

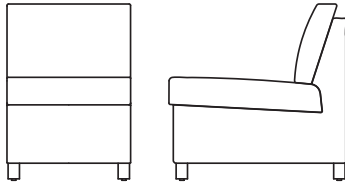
(GO TO INDEX)

Required Ordering Information:

1. Style #: FIL-0100-_____
2. Leg Option: Wood / Metal
3. Leg Finish: If Wood (See Page 16 For Finish Options)
4. Pattern Color: Fabric / Leather



STYLE # FIL-0100-NAC01 ARMLESS CHAIR



OPTIONS:

- TML Pole Tablet Mount - Left\$190.31
*Specify Finish
*Specify Shape (See Page 44)
- TMR Pole Tablet Mount - Right\$190.31
*Specify Finish
*Specify Shape (See Page 44)
Note: Pole Tablet Not Recommended In Modular Ganging Application.
- GDEV Ganging Devices\$12.69 Ea.

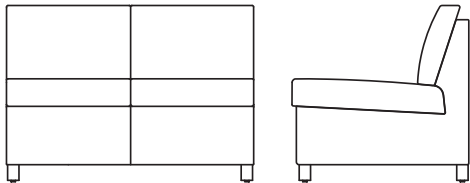
DIMENSIONS:

COM: 4 Yards
COL: 80 Square Feet
Carton Weight: 54 lbs.
Frame Width: 22"
Frame Depth: 31-1/2"
Frame Height: 31"
Seat Height: 18"
Inside Seat Depth: 21-1/2"
Inside Seat Width: 21-1/2"

I Must Select Leg: Metal or Wood
***Specify Finish On Wood Legs**

GRADE	COM	COL	1	2	3	4	5	6	7	8	9	10	L1	L2	L3
ZONE 1	542.16	563.30	592.91	618.28	660.57	702.86	745.15	787.44	829.73	872.02	914.31	956.60	753.61	838.19	943.91
ZONE 2	553.15	574.30	603.90	629.28	671.57	713.86	756.15	798.44	840.73	883.02	925.31	967.60	764.60	849.18	954.91
ZONE 3	572.61	593.75	623.35	648.73	691.02	733.31	775.60	817.89	860.18	902.47	944.76	987.05	784.06	868.64	974.36
ZONE 4	618.70	639.85	669.45	694.82	737.11	779.40	821.69	863.98	906.27	948.56	990.85	1033.14	830.15	914.73	1020.46

STYLE # FIL-0100-NAL02 ARMLESS LOVESEAT



OPTIONS:

- TML Pole Tablet Mount - Left\$190.31
*Specify Finish
*Specify Shape (See Page 44)
- TMR Pole Tablet Mount - Right\$190.31
*Specify Finish
*Specify Shape (See Page 44)
Note: Pole Tablet Not Recommended In Modular Ganging Application.
- GDEV Ganging Devices\$12.69 Ea.

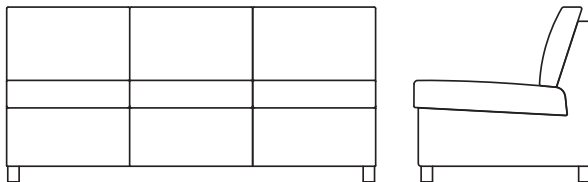
DIMENSIONS:

COM: 5-1/2 Yards
COL: 110 Square Feet
Carton Weight: 104 lbs.
Frame Width: 43-1/2"
Frame Depth: 31-1/2"
Frame Height: 31"
Seat Height: 18"
Inside Seat Depth: 21-1/2"
Inside Seat Width: 43"

I Must Select Leg: Metal or Wood
***Specify Finish On Wood Legs**

GRADE	COM	COL	1	2	3	4	5	6	7	8	9	10	L1	L2	L3
ZONE 1	806.05	839.88	875.83	911.77	968.86	1025.96	1085.16	1144.37	1201.46	1260.66	1317.76	1376.96	1097.85	1214.15	1360.05
ZONE 2	818.73	852.57	888.51	924.46	981.55	1038.64	1097.85	1157.05	1214.15	1273.35	1330.44	1389.65	1110.54	1226.83	1372.73
ZONE 3	864.83	898.66	934.61	970.56	1027.65	1084.74	1143.94	1203.15	1260.24	1319.45	1376.54	1435.75	1156.63	1272.93	1418.83
ZONE 4	943.07	976.90	1012.85	1048.79	1105.88	1162.98	1222.18	1281.39	1338.48	1397.68	1454.78	1513.98	1234.87	1351.17	1497.07

STYLE # FIL-0100-NAS03 ARMLESS SOFA



OPTIONS:

- TML Pole Tablet Mount - Left\$190.31
*Specify Finish
*Specify Shape (See Page 44)
- TMR Pole Tablet Mount - Right\$190.31
*Specify Finish
*Specify Shape (See Page 44)
Note: Pole Tablet Not Recommended In Modular Ganging Application.
- GDEV Ganging Devices\$12.69 Ea.

DIMENSIONS:

COM: 7-1/2 Yards
COL: 150 Square Feet
Carton Weight: 172 lbs.
Frame Width: 65"
Frame Depth: 31-1/2"
Frame Height: 31"
Seat Height: 18"
Inside Seat Depth: 21-1/2"
Inside Seat Width: 64-1/2"

I Must Select Leg: Metal or Wood
***Specify Finish On Wood Legs**

GRADE	COM	COL	1	2	3	4	5	6	7	8	9	10	L1	L2	L3
ZONE 1	1010.73	1050.91	1105.88	1154.52	1232.75	1313.10	1391.34	1471.69	1549.93	1630.28	1708.52	1788.87	1408.26	1566.84	1765.61
ZONE 2	1030.18	1070.36	1125.34	1173.97	1252.21	1332.56	1410.79	1491.15	1569.38	1649.73	1727.97	1808.32	1427.71	1586.30	1785.06
ZONE 3	1093.20	1133.37	1188.35	1236.98	1315.22	1395.57	1473.81	1554.16	1632.39	1712.75	1790.98	1871.33	1490.72	1649.31	1848.07
ZONE 4	1193.42	1233.60	1288.58	1337.21	1415.45	1495.80	1574.03	1654.38	1732.62	1812.97	1891.21	1971.56	1590.95	1749.54	1948.30

FILMORE - ONE ARM LEFT


(GO TO INDEX)

Required Ordering Information:

1. Style #: FIL-0100-_____
2. Leg Option: Wood / Metal
3. Leg Finish: If Wood (See Page 16 For Finish Options)
4. Pattern Color: Fabric / Leather



STYLE # FIL-0100-LAC01 ONE ARM CHAIR - LEFT



OPTIONS:

- PTL Pivoting Tablet - Left\$158.59
**Specify Finish*
**Specify Shape (See Page 44)*
- TMR Pole Tablet Mount - Right Facing\$190.31
**Specify Finish*
**Specify Shape (See Page 44)*
Note: Pole Tablet Not Recommended In Modular Ganging Application.
- GDEV Ganging Devices\$12.69 Ea.

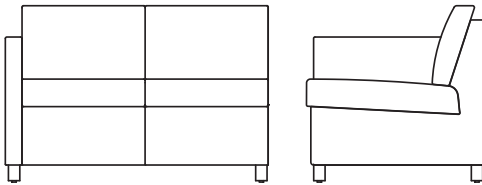
I Must Select Leg: Metal or Wood
***Specify Finish On Wood Legs**

DIMENSIONS:

COM: 4-1/2 Yards
 COL: 90 Square Feet
 Carton Weight: 58 lbs.
 Frame Width: 25"
 Frame Depth: 31-1/2"
 Frame Height: 31"
 Arm Height: 25-1/2"
 Seat Height: 18"
 Inside Seat Depth: 21-1/2"
 Inside Seat Width: 21-1/2"

GRADE	COM	COL	1	2	3	4	5	6	7	8	9	10	L1	L2	L3
ZONE 1	607.71	633.08	664.80	692.29	740.92	787.44	836.07	884.71	931.23	979.86	1026.38	1075.01	846.65	941.80	1060.21
ZONE 2	616.17	641.54	673.26	700.75	749.38	795.90	844.53	893.16	939.68	988.32	1034.84	1083.47	855.10	950.26	1068.67
ZONE 3	636.04	661.42	693.13	720.62	769.26	815.77	864.41	913.04	959.56	1008.19	1054.71	1103.35	874.98	970.13	1088.54
ZONE 4	688.06	713.43	745.15	772.64	821.27	867.79	916.42	965.06	1011.58	1060.21	1106.73	1155.36	927.00	1022.15	1140.56

STYLE # FIL-0100-LAL02 ONE ARM LOVESEAT - LEFT



OPTIONS:

- PTL Pivoting Tablet - Left\$158.59
**Specify Finish*
**Specify Shape (See Page 44)*
- TMR Pole Tablet Mount - Right\$190.31
**Specify Finish*
**Specify Shape (See Page 44)*
Note: Pole Tablet Not Recommended In Modular Ganging Application.
- GDEV Ganging Devices\$12.69 Ea.

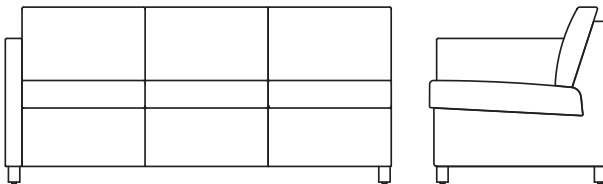
I Must Select Leg: Metal or Wood
***Specify Finish On Wood Legs**

DIMENSIONS:

COM: 6-1/2 Yards
 COL: 130 Square Feet
 Carton Weight: 108 lbs.
 Frame Width: 46-1/2"
 Frame Depth: 31-1/2"
 Frame Height: 31"
 Arm Height: 25-1/2"
 Seat Height: 18"
 Inside Seat Depth: 21-1/2"
 Inside Seat Width: 43"

GRADE	COM	COL	1	2	3	4	5	6	7	8	9	10	L1	L2	L3
ZONE 1	873.29	913.46	955.75	998.04	1065.71	1135.49	1203.15	1272.93	1340.59	1414.60	1478.04	1547.81	1112.23	1207.38	1526.67
ZONE 2	886.40	926.57	968.86	1011.15	1078.82	1148.60	1216.26	1286.04	1353.70	1427.71	1491.15	1560.92	1125.34	1220.49	1539.78
ZONE 3	932.07	972.25	1014.54	1056.83	1124.49	1194.27	1261.93	1331.71	1399.38	1473.38	1536.82	1606.60	1171.01	1266.16	1585.45
ZONE 4	1010.73	1050.91	1093.20	1135.49	1203.15	1272.93	1340.59	1410.37	1478.04	1552.04	1615.48	1685.26	1249.67	1344.82	1664.11

STYLE # FIL-0100-LAS03 ONE ARM SOFA - LEFT



OPTIONS:

- PTL Pivoting Tablet - Left\$158.59
**Specify Finish*
**Specify Shape (See Page 44)*
- TMR Pole Tablet Mount - Right\$190.31
**Specify Finish*
**Specify Shape (See Page 44)*
Note: Pole Tablet Not Recommended In Modular Ganging Application.
- GDEV Ganging Devices\$12.69 Ea.

I Must Select Leg: Metal or Wood
***Specify Finish On Wood Legs**

DIMENSIONS:

COM: 8-1/2 Yards
 COL: 170 Square Feet
 Carton Weight: 176 lbs.
 Frame Width: 68"
 Frame Depth: 31-1/2"
 Frame Height: 31"
 Arm Height: 25-1/2"
 Seat Height: 18"
 Inside Seat Depth: 21-1/2"
 Inside Seat Width: 64-1/2"

GRADE	COM	COL	1	2	3	4	5	6	7	8	9	10	L1	L2	L3
ZONE 1	1075.86	1126.61	1183.70	1238.67	1327.48	1418.41	1507.22	1598.14	1686.95	1777.87	1828.62	1957.60	1526.25	1705.98	1930.12
ZONE 2	1097.85	1148.60	1205.69	1260.66	1349.47	1440.40	1529.21	1620.13	1708.94	1799.86	1850.61	1979.59	1548.24	1727.97	1952.11
ZONE 3	1160.86	1211.61	1268.70	1323.68	1412.49	1503.41	1592.22	1683.14	1771.95	1862.87	1913.62	2042.61	1611.25	1790.98	2015.12
ZONE 4	1258.97	1309.72	1366.81	1421.79	1510.60	1601.52	1690.33	1781.25	1870.06	1960.99	2011.74	2140.72	1709.36	1889.09	2113.23

FILMORE - ONE ARM RIGHT

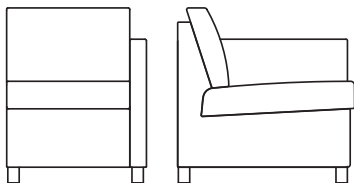
(GO TO INDEX)

Required Ordering Information:

1. Style #: FIL-0100-_____
2. Leg Option: Wood / Metal
3. Leg Finish: If Wood (See Page 16 For Finish Options)
4. Pattern Color: Fabric / Leather



STYLE # FIL-0100-RAC01 ONE ARM CHAIR - RIGHT



OPTIONS:

- PTR Pivoting Tablet - Right\$158.59
*Specify Finish
*Specify Shape (See Page 44)
- TML Pole Tablet Mount - Left\$190.31
*Specify Finish
*Specify Shape (See Page 44)
Note: Pole Tablet Not Recommended In Modular Ganging Application.
- GDEV Ganging Devices\$12.69 Ea.

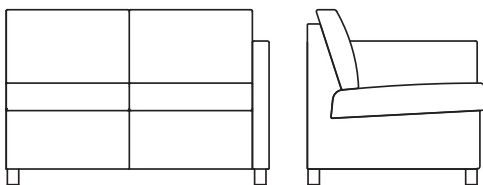
DIMENSIONS:

COM: 4-1/2 Yards
COL: 90 Square Feet
Carton Weight: 58 lbs.
Frame Width: 25"
Frame Depth: 31-1/2"
Frame Height: 31"
Arm Height: 25-1/2"
Seat Height: 18"
Inside Seat Depth: 21-1/2"
Inside Seat Width: 21-1/2"

I Must Select Leg: Metal or Wood
***Specify Finish On Wood Legs**

GRADE	COM	COL	1	2	3	4	5	6	7	8	9	10	L1	L2	L3
ZONE 1	607.71	633.08	664.80	692.29	740.92	787.44	836.07	884.71	931.23	979.86	1026.38	1075.01	846.65	941.80	1060.21
ZONE 2	616.17	641.54	673.26	700.75	749.38	795.90	844.53	893.16	939.68	988.32	1034.84	1083.47	855.10	950.26	1068.67
ZONE 3	636.04	661.42	693.13	720.62	769.26	815.77	864.41	913.04	959.56	1008.19	1054.71	1103.35	874.98	970.13	1088.54
ZONE 4	688.06	713.43	745.15	772.64	821.27	867.79	916.42	965.06	1011.58	1060.21	1106.73	1155.36	927.00	1022.15	1140.56

STYLE # FIL-0100-RAL02 ONE ARM LOVESEAT - RIGHT



OPTIONS:

- PTR Pivoting Tablet - Right\$158.59
*Specify Finish
*Specify Shape (See Page 44)
- TML Pole Tablet Mount - Left\$190.31
*Specify Finish
*Specify Shape (See Page 44)
Note: Pole Tablet Not Recommended In Modular Ganging Application.
- GDEV Ganging Devices\$12.69 Ea.

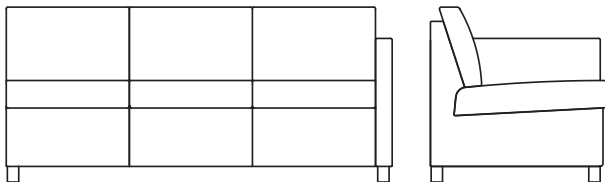
DIMENSIONS:

COM: 6-1/2 Yards
COL: 130 Square Feet
Carton Weight: 108 lbs.
Frame Width: 46-1/2"
Frame Depth: 31-1/2"
Frame Height: 31"
Arm Height: 25-1/2"
Seat Height: 18"
Inside Seat Depth: 21-1/2"
Inside Seat Width: 43"

I Must Select Leg: Metal or Wood
***Specify Finish On Wood Legs**

GRADE	COM	COL	1	2	3	4	5	6	7	8	9	10	L1	L2	L3
ZONE 1	873.29	913.46	955.75	998.04	1065.71	1135.49	1203.15	1272.93	1340.59	1414.60	1478.04	1547.81	1112.23	1207.38	1526.67
ZONE 2	886.40	926.57	968.86	1011.15	1078.82	1148.60	1216.26	1286.04	1353.70	1427.71	1491.15	1560.92	1125.34	1220.49	1539.78
ZONE 3	932.07	972.25	1014.54	1056.83	1124.49	1194.27	1261.93	1331.71	1399.38	1473.38	1536.82	1606.60	1171.01	1266.16	1585.45
ZONE 4	1010.73	1050.91	1093.20	1135.49	1203.15	1272.93	1340.59	1410.37	1478.04	1552.04	1615.48	1685.26	1249.67	1344.82	1664.11

STYLE # FIL-0100-RAS03 ONE ARM SOFA - RIGHT



OPTIONS:

- PTR Pivoting Tablet - Right\$158.59
*Specify Finish
*Specify Shape (See Page 44)
- TML Pole Tablet Mount - Left\$190.31
*Specify Finish
*Specify Shape (See Page 44)
Note: Pole Tablet Not Recommended In Modular Ganging Application.
- GDEV Ganging Devices\$12.69 Ea.

DIMENSIONS:

COM: 8-1/2 Yards
COL: 170 Square Feet
Carton Weight: 176 lbs.
Frame Width: 68"
Frame Depth: 31-1/2"
Frame Height: 31"
Arm Height: 25-1/2"
Seat Height: 18"
Inside Seat Depth: 21-1/2"
Inside Seat Width: 64-1/2"

I Must Select Leg: Metal or Wood
***Specify Finish On Wood Legs**

GRADE	COM	COL	1	2	3	4	5	6	7	8	9	10	L1	L2	L3
ZONE 1	1075.86	1126.61	1183.70	1238.67	1327.48	1418.41	1507.22	1598.14	1686.95	1777.87	1828.62	1957.60	1526.25	1705.98	1930.12
ZONE 2	1097.85	1148.60	1205.69	1260.66	1349.47	1440.40	1529.21	1620.13	1708.94	1799.86	1850.61	1979.59	1548.24	1727.97	1952.11
ZONE 3	1160.86	1211.61	1268.70	1323.68	1412.49	1503.41	1592.22	1683.14	1771.95	1862.87	1913.62	2042.61	1611.25	1790.98	2015.12
ZONE 4	1258.97	1309.72	1366.81	1421.79	1510.60	1601.52	1690.33	1781.25	1870.06	1960.99	2011.74	2140.72	1709.36	1889.09	2113.23

FILMORE - RADIUS OTTOMAN / CUSHION TOP

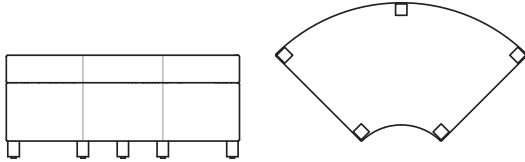
(GO TO INDEX)

Required Ordering Information:

1. Style #: FIL-0100-_____
2. Leg Option: Wood / Metal
3. Leg Finish: If Wood (See Page 16 For Finish Options)
4. Pattern Color: Fabric / Leather



STYLE # FIL-0100-ROT90 90° RADIUS OTTOMAN



OPTIONS:

TM Pole Tablet Mount\$190.31
**Specify Finish & Position*
**Specify Shape (See Page 44)*
Note: Pole Tablet Not Recommended In Modular Ganging Application.

GDEV Ganging Devices\$12.69 Ea.

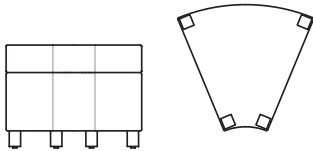
I Must Select Leg: Metal or Wood
**Specify Finish On Wood Legs*

DIMENSIONS:

COM: 4 Yards
 COL: 80 Square Feet
 Carton Weight: 42 lbs.
 Frame Width: 45"
 Frame Depth: 22"
 Seat Height: 18"

GRADE	COM	COL	1	2	3	4	5	6	7	8	9	10	L1	L2	L3
ZONE 1	616.17	637.31	666.91	692.29	734.58	776.87	819.16	861.45	903.74	946.03	988.32	1030.61	827.62	912.20	1017.92
ZONE 2	622.93	644.08	673.68	699.05	741.34	783.63	825.92	868.21	910.50	952.79	995.08	1037.37	834.38	918.96	1024.69
ZONE 3	644.50	665.64	695.25	720.62	762.91	805.20	847.49	889.78	932.07	974.36	1016.65	1058.94	855.95	940.53	1046.25
ZONE 4	694.82	715.97	745.57	770.95	813.24	855.53	897.82	940.11	982.40	1024.69	1066.98	1109.27	906.27	990.85	1096.58

STYLE # FIL-0100-ROT45 45° RADIUS OTTOMAN



OPTIONS:

TM Pole Tablet Mount\$190.31
**Specify Finish & Position*
**Specify Shape (See Page 44)*
Note: Pole Tablet Not Recommended In Modular Ganging Application.

GDEV Ganging Devices\$12.69 Ea.

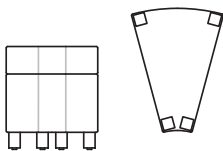
I Must Select Leg: Metal or Wood
**Specify Finish On Wood Legs*

DIMENSIONS:

COM: 2 Yards
 COL: 40 Square Feet
 Carton Weight: 38 lbs.
 Frame Width: 24-1/2"
 Frame Depth: 22"
 Seat Height: 18"

GRADE	COM	COL	1	2	3	4	5	6	7	8	9	10	L1	L2	L3
ZONE 1	439.82	452.50	471.53	488.45	513.82	541.31	566.69	594.17	619.55	647.04	672.41	699.90	573.03	625.89	691.44
ZONE 2	446.58	459.27	478.30	495.22	520.59	548.08	573.45	600.94	626.31	653.80	679.18	706.67	579.80	632.66	698.21
ZONE 3	468.15	480.84	499.87	516.78	542.16	569.65	595.02	622.51	647.88	675.37	700.75	728.23	601.36	654.23	719.78
ZONE 4	505.37	518.05	537.08	554.00	579.37	606.86	632.24	659.72	685.10	712.59	737.96	765.45	638.58	691.44	756.99

STYLE # FIL-0100-ROT30 30° RADIUS OTTOMAN



OPTIONS:

TM Pole Tablet Mount\$190.31
**Specify Finish & Position*
**Specify Shape (See Page 44)*
Note: Pole Tablet Not Recommended In Modular Ganging Application.

GDEV Ganging Devices\$12.69 Ea.

I Must Select Leg: Metal or Wood
**Specify Finish On Wood Legs*

DIMENSIONS:

COM: 2 Yards
 COL: 40 Square Feet
 Carton Weight: 35 lbs.
 Frame Width: 16-1/2"
 Frame Depth: 22"
 Seat Height: 18"

GRADE	COM	COL	1	2	3	4	5	6	7	8	9	10	L1	L2	L3
ZONE 1	435.59	448.27	467.30	484.22	509.59	537.08	562.46	589.95	615.32	642.81	668.18	695.67	568.80	621.66	687.21
ZONE 2	441.93	454.62	473.65	490.56	515.94	543.43	568.80	596.29	621.66	649.15	674.53	702.01	575.14	628.01	693.56
ZONE 3	463.92	476.61	495.64	512.55	537.93	565.42	590.79	618.28	643.65	671.14	696.52	724.00	597.13	650.00	715.55
ZONE 4	498.60	511.29	530.32	547.23	572.61	600.10	625.47	652.96	678.33	705.82	731.19	758.68	631.81	684.68	750.22

FILMORE - RADIUS OTTOMAN / TABLE TOP

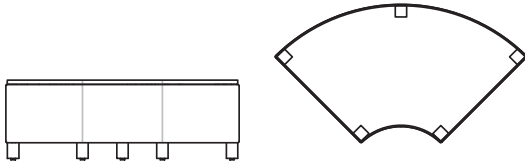
(GO TO INDEX)

Required Ordering Information:

1. Style #: FIL-0100-_____
2. Leg Option: Wood / Metal
3. Leg Finish: If Wood (See Page 16 For Finish Options)
4. Table Surface Code: Veneer-TW / Laminate-TL
(See Page 16 For Finish Options)
5. Pattern Color: Fabric / Leather



STYLE # FIL-0100-RTT90 90° RADIUS TABLE TOP



OPTIONS:

- TM Pole Tablet Mount\$190.31
*Specify Finish & Position
*Specify Shape (See Page 44)
Note: Pole Tablet Not Recommended In Modular Ganging Application.
- GDEV Ganging Devices\$12.69 Ea.

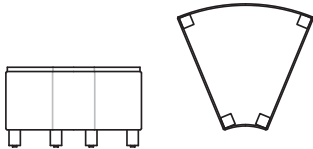
DIMENSIONS:

COM: 3 Yards
COL: 60 Square Feet
Carton Weight: 47 lbs.
Frame Width: 45"
Frame Depth: 22"
Table Height: 14"

I Must Select Leg: Metal or Wood
***Specify Finish On Wood Legs**
I Must Select Finish On Table Surface

GRADE	COM	COL	1	2	3	4	5	6	7	8	9	10	L1	L2	L3
ZONE 1	764.60	781.52	802.66	821.69	853.41	885.13	916.85	948.56	980.28	1012.00	1043.72	1075.43	923.19	986.63	1066.98
ZONE 2	770.95	787.86	809.01	828.04	859.76	891.47	923.19	954.91	986.63	1018.34	1050.06	1081.78	929.53	992.97	1073.32
ZONE 3	792.94	809.85	831.00	850.03	881.75	913.46	945.18	976.90	1008.62	1040.33	1072.05	1103.77	951.53	1014.96	1095.31
ZONE 4	855.95	872.87	894.01	913.04	944.76	976.48	1008.19	1039.91	1071.63	1103.35	1135.06	1166.78	1014.54	1077.97	1158.32

STYLE # FIL-0100-RTT45 45° RADIUS TABLE TOP



OPTIONS:

- TM Pole Tablet Mount\$190.31
*Specify Finish & Position
*Specify Shape (See Page 44)
Note: Pole Tablet Not Recommended In Modular Ganging Application.
- GDEV Ganging Devices\$12.69 Ea.

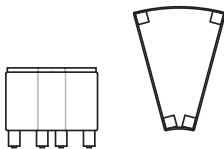
DIMENSIONS:

COM: 2 Yards
COL: 40 Square Feet
Carton Weight: 42 lbs.
Frame Width: 24-1/2"
Frame Depth: 22"
Table Height: 14"

I Must Select Leg: Metal or Wood
***Specify Finish On Wood Legs**
I Must Select Finish On Table Surface

GRADE	COM	COL	1	2	3	4	5	6	7	8	9	10	L1	L2	L3
ZONE 1	588.25	600.94	619.97	636.89	662.26	689.75	715.12	742.61	767.99	795.47	820.85	848.34	721.47	774.33	839.88
ZONE 2	596.71	609.40	628.43	645.35	670.72	698.21	723.58	751.07	776.44	803.93	829.31	856.80	729.93	782.79	848.34
ZONE 3	616.17	628.85	647.88	664.80	690.17	717.66	743.04	770.52	795.90	823.39	848.76	876.25	749.38	802.24	867.79
ZONE 4	653.38	666.07	685.10	702.01	727.39	754.88	780.25	807.74	833.11	860.60	885.98	913.46	786.59	839.46	905.01

STYLE # FIL-0100-RTT30 30° RADIUS TABLE TOP



OPTIONS:

- TM Pole Tablet Mount\$190.31
*Specify Finish & Position
*Specify Shape (See Page 44)
Note: Pole Tablet Not Recommended In Modular Ganging Application.
- GDEV Ganging Devices\$12.69 Ea.

DIMENSIONS:

COM: 2 Yards
COL: 40 Square Feet
Carton Weight: 40 lbs.
Frame Width: 16-1/2"
Frame Depth: 22"
Table Height: 14"

I Must Select Leg: Metal or Wood
***Specify Finish On Wood Legs**
I Must Select Finish On Table Surface

GRADE	COM	COL	1	2	3	4	5	6	7	8	9	10	L1	L2	L3
ZONE 1	583.60	596.29	615.32	632.24	657.61	685.10	710.47	737.96	763.33	790.82	816.20	843.69	716.82	769.68	835.23
ZONE 2	590.37	603.06	622.09	639.00	664.38	691.86	717.24	744.73	770.10	797.59	822.96	850.45	723.58	776.44	841.99
ZONE 3	611.94	624.62	643.65	660.57	685.94	713.43	738.81	766.29	791.67	819.16	844.53	872.02	745.15	798.01	863.56
ZONE 4	649.15	661.84	680.87	697.79	723.16	750.65	776.02	803.51	828.88	856.37	881.75	909.24	782.37	835.23	900.78

FILMORE - SEAT BENCH

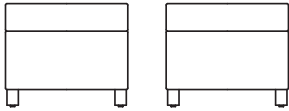
(GO TO INDEX)

Required Ordering Information:

1. Style #: FIL-0100-_____
2. Leg Option: Wood / Metal
3. Leg Finish: If Wood (See Page 16 For Finish Options)
4. Pattern Color: Fabric / Leather



STYLE # FIL-0100-OSB01 ONE SEAT BENCH



OPTIONS:

- TM Pole Tablet Mount\$190.31
**Specify Finish & Position*
**Specify Shape (See Page 44)*
Note: Pole Tablet Not Recommended In Modular Ganging Application.
- GDEV Ganging Devices\$12.69 Ea.

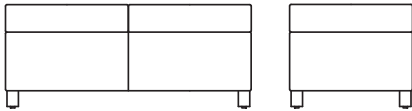
DIMENSIONS:

COM: 2-1/2 Yards
 COL: 50 Square Feet
 Carton Weight: 31 lbs.
 Frame Width: 21-1/2"
 Frame Depth: 21-1/2"
 Seat Height: 18"

I Must Select Leg: Metal or Wood
**Specify Finish On Wood Legs*

GRADE	COM	COL	1	2	3	4	5	6	7	8	9	10	L1	L2	L3
ZONE 1	446.58	459.27	478.30	495.22	520.59	548.08	573.45	600.94	626.31	653.80	679.18	706.67	579.80	632.66	698.21
ZONE 2	452.93	465.61	484.64	501.56	526.93	554.42	579.80	607.28	632.66	660.15	685.52	713.01	586.14	639.00	704.55
ZONE 3	474.92	487.60	506.63	523.55	548.92	576.41	601.79	629.28	654.65	682.14	707.51	735.00	608.13	660.99	726.54
ZONE 4	511.71	524.40	543.43	560.34	585.72	613.21	638.58	666.07	691.44	718.93	744.30	771.79	644.92	697.79	763.33

STYLE # FIL-0100-TSB02 TWO SEAT BENCH



OPTIONS:

- TM Pole Tablet Mount\$190.31
**Specify Finish & Position*
**Specify Shape (See Page 44)*
Note: Pole Tablet Not Recommended In Modular Ganging Application.
- GDEV Ganging Devices\$12.69 Ea.

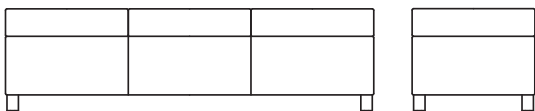
DIMENSIONS:

COM: 4 Yards
 COL: 80 Square Feet
 Carton Weight: 58 lbs.
 Frame Width: 42-1/2"
 Frame Depth: 21-1/2"
 Seat Height: 18"

I Must Select Leg: Metal or Wood
**Specify Finish On Wood Legs*

GRADE	COM	COL	1	2	3	4	5	6	7	8	9	10	L1	L2	L3
ZONE 1	616.17	637.31	666.91	692.29	734.58	776.87	819.16	861.45	903.74	946.03	988.32	1030.61	827.62	912.20	1017.92
ZONE 2	622.93	644.08	673.68	699.05	741.34	783.63	825.92	868.21	910.50	952.79	995.08	1037.37	834.38	918.96	1024.69
ZONE 3	644.50	665.64	695.25	720.62	762.91	805.20	847.49	889.78	932.07	974.36	1016.65	1058.94	855.95	940.53	1046.25
ZONE 4	696.94	718.08	747.69	773.06	815.35	857.64	899.93	942.22	984.51	1026.80	1069.09	1111.38	908.39	992.97	1098.69

STYLE # FIL-0100-TSB03 THREE SEAT BENCH



OPTIONS:

- TM Pole Tablet Mount\$190.31
**Specify Finish & Position*
**Specify Shape (See Page 44)*
Note: Pole Tablet Not Recommended In Modular Ganging Application.
- GDEV Ganging Devices\$12.69 Ea.

DIMENSIONS:

COM: 5 Yards
 COL: 100 Square Feet
 Carton Weight: 82 lbs.
 Frame Width: 63-1/2"
 Frame Depth: 21-1/2"
 Seat Height: 18"

I Must Select Leg: Metal or Wood
**Specify Finish On Wood Legs*

GRADE	COM	COL	1	2	3	4	5	6	7	8	9	10	L1	L2	L3
ZONE 1	786.17	807.32	849.61	883.44	934.19	987.05	1039.91	1094.89	1145.64	1198.50	1251.36	1306.34	1052.60	1156.21	1289.42
ZONE 2	792.94	814.08	856.37	890.20	940.95	993.82	1046.68	1101.65	1152.40	1205.27	1258.13	1313.10	1059.36	1162.98	1296.19
ZONE 3	812.39	833.54	875.83	909.66	960.41	1013.27	1066.13	1121.11	1171.86	1224.72	1277.58	1332.56	1078.82	1182.43	1315.64
ZONE 4	877.52	898.66	940.95	974.78	1025.53	1078.40	1131.26	1186.23	1236.98	1289.85	1342.71	1397.68	1143.94	1247.56	1380.77

FILMORE - SEAT BENCH WITH TABLE TOPS

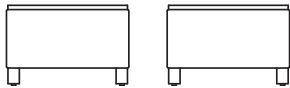
(GO TO INDEX)

Required Ordering Information:

1. Style #: FIL-0100-_____
2. Leg Option: Wood / Metal
3. Leg Finish: If Wood (See Page 16 For Finish Options)
4. Table Surface Code: Veneer-TW / Laminate-TL
(See Page 16 For Finish Options)
5. Pattern Color: Fabric / Leather



STYLE # FIL-0100-STT00 SQUARE TABLE TOP



OPTIONS:

- TM Pole Tablet Mount\$190.31
*Specify Finish & Position
*Specify Shape (See Page 44)
Note: Pole Tablet Not Recommended In Modular Ganging Application.
- GDEV Ganging Devices\$12.69 Ea.

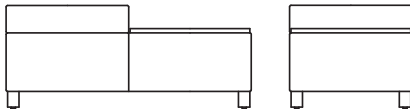
DIMENSIONS:

COM: 2 Yards
COL: 50 Square Feet
Carton Weight: 36 lbs.
Frame Width: 21-1/2"
Frame Depth: 21-1/2"
Table Height: 14"

I Must Select Leg: Metal or Wood
***Specify Finish On Wood Legs**
I Must Select Finish On Table Surface

GRADE	COM	COL	1	2	3	4	5	6	7	8	9	10	L1	L2	L3
ZONE 1	537.93	550.62	569.65	586.56	611.94	639.42	664.80	692.29	717.66	745.15	770.52	798.01	671.14	724.00	789.55
ZONE 2	544.70	557.38	576.41	593.33	618.70	646.19	671.57	699.05	724.43	751.92	777.29	804.78	677.91	730.77	796.32
ZONE 3	566.26	578.95	597.98	614.90	640.27	667.76	693.13	720.62	746.00	773.48	798.86	826.35	699.48	752.34	817.89
ZONE 4	603.48	616.17	635.20	652.11	677.49	704.97	730.35	757.84	783.21	810.70	836.07	863.56	736.69	789.55	855.10

STYLE # FIL-0100-OCB01 ONE CUSHION BENCH



OPTIONS:

- TM Pole Tablet Mount\$190.31
*Specify Finish & Position
*Specify Shape (See Page 44)
Note: Pole Tablet Not Recommended In Modular Ganging Application.
- GDEV Ganging Devices\$12.69 Ea.

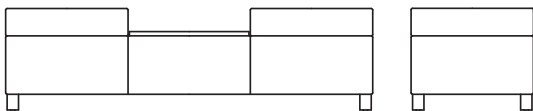
DIMENSIONS:

COM: 3-1/2 Yards
COL: 80 Square Feet
Carton Weight: 63 lbs.
Frame Width: 42-1/2"
Frame Depth: 21-1/2"
Table Height: 14"
Seat Height: 18"

I Must Select Leg: Metal or Wood
***Specify Finish On Wood Legs**
I Must Select Finish On Table Surface

GRADE	COM	COL	1	2	3	4	5	6	7	8	9	10	L1	L2	L3
ZONE 1	707.93	724.85	746.00	765.03	796.74	828.46	860.18	891.90	923.61	955.33	987.05	1018.77	866.52	929.96	1010.31
ZONE 2	714.28	731.19	752.34	771.37	803.09	834.80	866.52	898.24	929.96	961.67	993.39	1025.11	872.87	936.30	1016.65
ZONE 3	736.27	753.18	774.33	793.36	825.08	856.80	888.51	920.23	951.95	983.67	1015.38	1047.10	894.86	958.29	1038.64
ZONE 4	788.29	805.20	826.35	845.38	877.09	908.81	940.53	972.25	1003.96	1035.68	1067.40	1099.12	946.87	1010.31	1090.66

STYLE # FIL-0100-TCB02 TWO CUSHION BENCH



OPTIONS:

- TM Pole Tablet Mount\$190.31
*Specify Finish & Position
*Specify Shape (See Page 44)
Note: Pole Tablet Not Recommended In Modular Ganging Application.
- GDEV Ganging Devices\$12.69 Ea.

DIMENSIONS:

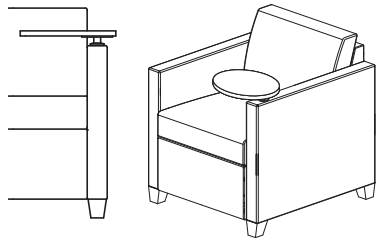
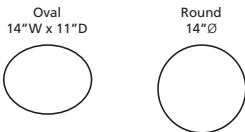
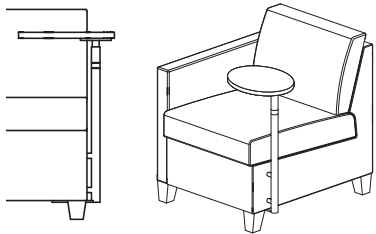
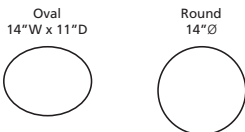
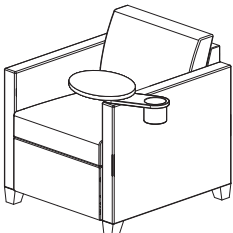
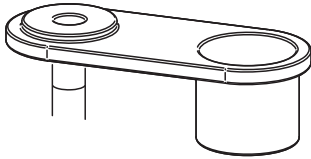
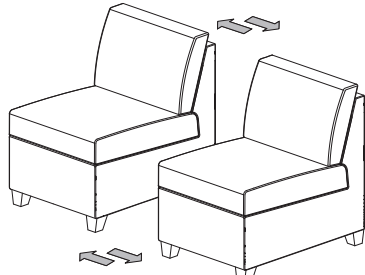
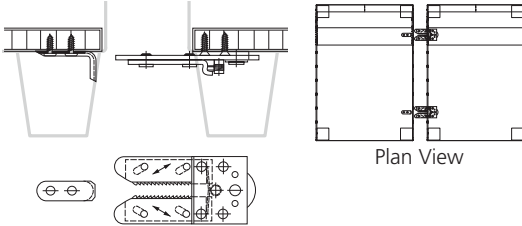
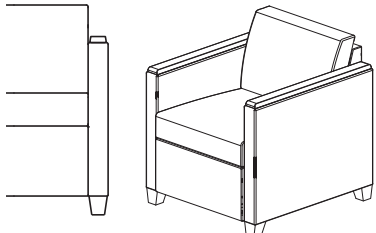
COM: 4-1/2 Yards
COL: 90 Square Feet
Carton Weight: 87 lbs.
Frame Width: 63-1/2"
Frame Depth: 21-1/2"
Table Height: 14"
Seat Height: 18"

I Must Select Leg: Metal or Wood
***Specify Finish On Wood Legs**
I Must Select Finish On Table Surface

GRADE	COM	COL	1	2	3	4	5	6	7	8	9	10	L1	L2	L3
ZONE 1	877.52	902.89	934.61	962.10	1010.73	1057.25	1105.88	1154.52	1201.04	1249.67	1296.19	1344.82	1116.46	1211.61	1330.02
ZONE 2	884.28	909.66	941.38	968.86	1017.50	1064.02	1112.65	1161.28	1207.80	1256.44	1302.95	1351.59	1123.22	1218.37	1336.79
ZONE 3	903.74	929.11	960.83	988.32	1036.95	1083.47	1132.10	1180.74	1227.26	1275.89	1322.41	1371.04	1142.68	1237.83	1356.24
ZONE 4	977.74	1003.12	1034.84	1062.32	1110.96	1157.48	1206.11	1254.74	1301.26	1349.90	1396.42	1445.05	1216.68	1311.84	1430.25

FILMORE OPTIONS

(GO TO INDEX)

DESCRIPTION / ILLUSTRATION	OPTIONS CODE	SPECIFICATIONS	NET UPCHARGE	MUST SPECIFY
<p>PIVOTING TABLET</p> 	<p>PTL PTR</p>	<p>Pivoting Tablet - Left (As Facing) Pivoting Tablet - Right (As Facing)</p> <p>Available on arm units in either veneer or laminate top surfaces. (Rotates 360°) Specify shape and finish.</p> <p>Oval 14"W x 11"D</p> <p>Round 14"Ø</p> 	<p>\$158.59 \$158.59</p>	<p>Shape / Finish</p>
<p>POLE TABLET MOUNT</p> 	<p>TML TMR</p>	<p>Pole Tablet Mount - Left (As Facing) Pole Tablet Mount - Right (As Facing)</p> <p><i>Note: Pole Tablet Not Recommended In Modular Ganging Application.</i></p> <p>Available on armless units in either veneer or laminate top surfaces. (Rotates 360°) Specify shape and finish.</p> <p>Oval 14"W x 11"D</p> <p>Round 14"Ø</p> 	<p>\$190.31 \$190.31</p>	<p>Shape / Finish</p>
<p>CUP HOLDER</p> 	<p>CH</p>	<p>Cup Holder</p> <p>Available with the pivoting tablet. Mounts below the tablet. (10"W x 4"D / 3"Ø Opening For Drink)</p> 	<p>\$16.92</p>	<p>Pivoting Tablet</p>
<p>GANGING DEVICES</p> 	<p>GDEV</p>	<p>Ganging Devices</p> <p>Factory Installed</p>  <p>Plan View</p>	<p>\$12.69 Per Seating Unit</p>	
<p>ARM CAPS</p> 	<p>ACW</p>	<p>Arm Caps - Wood</p> <p>Available on arm units in veneer finishes.</p>	<p>\$52.86 Each Arm</p>	<p>Finish / Laminate</p>

KINLEY

(GO TO INDEX)

Collection Dimensions:

- Depth = 31-1/2"
- Height = 31-1/2"
- Seat Width = 21-1/2"
- Seat Depth = 20-1/2"
- Seat Height = 17-1/2"
- Arm Height = 26-1/4"

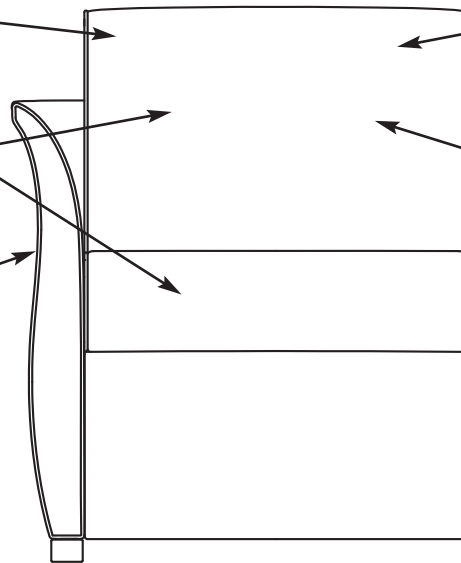
DESIGNED BY:



Frame constructed CNC cut engineered hardwood to maximize the strength, precise measurements and overall longevity.

Seats and backs sprung with no sag sinuous wire springs to enhance comfort, sustainability and endurance.

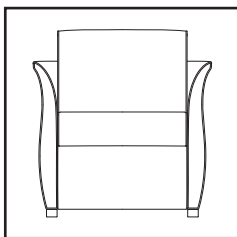
Elegant, sweeping curves, transitional to traditional design, coordinating with Marion guest seating and other chic styles.



Soy-based, high resilient polyurethane foam consisting of minimum 1.8 density in seats and backs, further advancing support and durability.

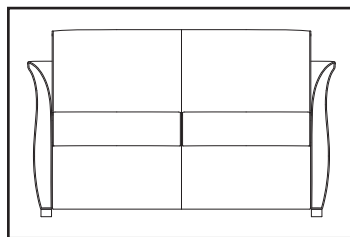
Optional, tufted backs for more traditional environments.

Durable yet graceful wooden base finished with environmentally friendly and long lasting materials.



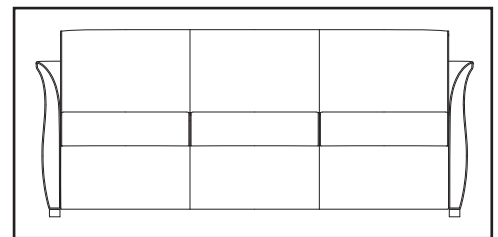
Lounge Chair

30-1/4"W x 31-1/2"D x 31-1/2"H



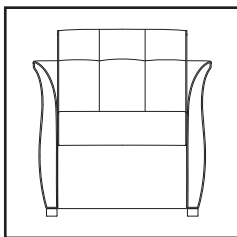
Loveseat

51-3/4"W x 31-1/2"D x 31-1/2"H



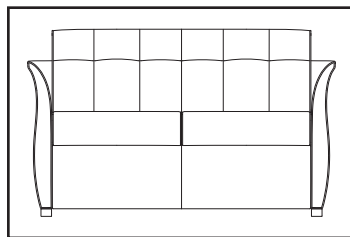
Sofa

73-1/4"W x 31-1/2"D x 31-1/2"H



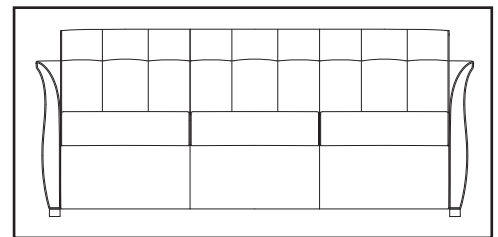
Tufted Lounge Chair

30-1/4"W x 31-1/2"D x 31-1/2"H



Tufted Loveseat

51-3/4"W x 31-1/2"D x 31-1/2"H



Tufted Sofa

73-1/4"W x 31-1/2"D x 31-1/2"H

Joints are securely fastened with mortise and tenon joinery as well as corner block construction to ensure long-term use.

Complete domestic production from frame through upholstery, controlled by one manufacturing facility. Less stress / damage to chair parts normally caused by overseas transit. Providing consistent, reliable quality standards at a quick response to shorter lead times.

KINLEY - NON-TUFTED

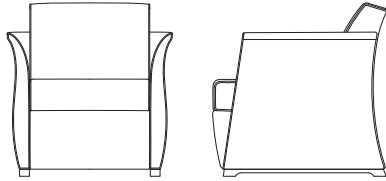
(GO TO INDEX)

Required Ordering Information:

1. Style #: KIN-0105-_____
2. Base Finish Code: (See Page 16 For Finish Options)
3. Pattern Color: Fabric / Leather



STYLE # KIN-0105-NTC01 LOUNGE CHAIR



OPTIONS:

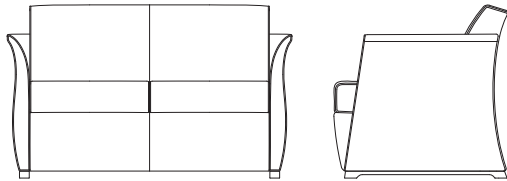
- Combination Fabrics Available Upon Request (Contact Factory For Quote)
- Due To Design Of Kinley, Casters & Arm Caps N/A

DIMENSIONS:

COM: 6 Yards
 COL: 120 Square Feet
 Carton Weight: 74 lbs.
 Frame Width: 30-1/4"
 Frame Depth: 31-1/2"
 Frame Height: 31-1/2"
 Arm Height: 26-1/4"
 Seat Height: 17-1/2"
 Inside Seat Depth: 20-1/2"
 Inside Seat Width: 21-1/2"

GRADE	COM	COL	1	2	3	4	5	6	7	8	9	10	L1	L2	L3
ZONE 1	746.84	778.56	822.96	861.02	913.89	973.09	1036.53	1085.16	1142.25	1201.46	1258.55	1317.76	1047.10	1161.28	1317.76
ZONE 2	753.61	785.33	829.73	867.79	920.65	979.86	1043.29	1091.93	1149.02	1208.23	1265.32	1324.52	1053.87	1168.05	1324.52
ZONE 3	773.06	804.78	849.18	887.24	940.11	999.31	1062.75	1111.38	1168.47	1227.68	1284.77	1343.98	1073.32	1187.50	1343.98
ZONE 4	836.50	868.21	912.62	950.68	1003.54	1062.75	1126.18	1174.82	1231.91	1291.11	1348.21	1407.41	1136.76	1250.94	1407.41

STYLE # KIN-0105-NTL02 LOVESEAT



OPTIONS:

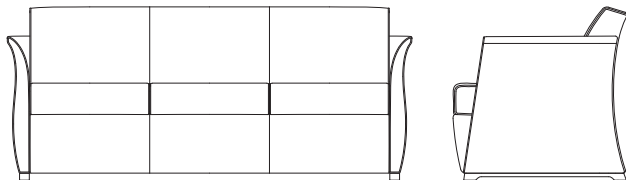
- Combination Fabrics Available Upon Request (Contact Factory For Quote)
- Due To Design Of Kinley, Casters & Arm Caps N/A

DIMENSIONS:

COM: 8 Yards
 COL: 160 Square Feet
 Carton Weight: 112 lbs.
 Frame Width: 51-3/4"
 Frame Depth: 31-1/2"
 Frame Height: 31-1/2"
 Arm Height: 26-1/4"
 Seat Height: 17-1/2"
 Inside Seat Depth: 20-1/2"
 Inside Seat Width: 43"

GRADE	COM	COL	1	2	3	4	5	6	7	8	9	10	L1	L2	L3
ZONE 1	1001.85	1042.03	1103.35	1151.98	1238.67	1310.57	1388.80	1469.15	1547.39	1627.74	1705.98	1786.33	1401.49	1555.85	1763.07
ZONE 2	1017.07	1057.25	1118.57	1167.20	1253.90	1325.79	1404.03	1484.38	1562.62	1642.97	1721.20	1801.55	1416.72	1571.07	1778.29
ZONE 3	1056.40	1096.58	1157.90	1206.53	1293.23	1365.12	1443.36	1523.71	1601.95	1682.30	1760.53	1840.88	1456.04	1610.40	1817.62
ZONE 4	1138.87	1179.05	1240.37	1289.00	1375.69	1447.59	1525.82	1606.17	1684.41	1764.76	1843.00	1923.35	1538.51	1692.87	1900.09

STYLE # KIN-0105-NTS03 SOFA



OPTIONS:

- Combination Fabrics Available Upon Request (Contact Factory For Quote)
- Due To Design Of Kinley, Casters & Arm Caps N/A

DIMENSIONS:

COM: 9-1/2 Yards
 COL: 190 Square Feet
 Carton Weight: 147 lbs.
 Frame Width: 73-1/4"
 Frame Depth: 31-1/2"
 Frame Height: 31-1/2"
 Arm Height: 26-1/4"
 Seat Height: 17-1/2"
 Inside Seat Depth: 20-1/2"
 Inside Seat Width: 64-1/2"

GRADE	COM	COL	1	2	3	4	5	6	7	8	9	10	L1	L2	L3
ZONE 1	1206.53	1259.40	1327.06	1388.38	1487.76	1589.26	1688.64	1790.14	1889.52	1991.01	2090.39	2191.89	1709.78	1910.66	2162.29
ZONE 2	1228.52	1281.39	1349.05	1410.37	1509.75	1611.25	1710.63	1812.13	1911.51	2013.00	2112.39	2213.88	1731.78	1932.65	2184.28
ZONE 3	1285.19	1338.06	1405.72	1467.04	1566.42	1667.92	1767.30	1868.80	1968.18	2069.67	2169.05	2270.55	1788.44	1989.32	2240.95
ZONE 4	1387.53	1440.40	1508.06	1569.38	1668.76	1770.26	1869.64	1971.14	2070.52	2172.01	2271.40	2372.89	1890.79	2091.66	2343.29

KINLEY - TUFTED

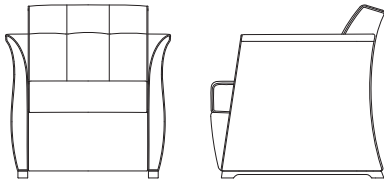
(GO TO INDEX)

Required Ordering Information:

1. Style #: KIN-0106-_____
2. Base Finish Code: (See Page 16 For Finish Options)
3. Pattern Color: Fabric / Leather



STYLE # KIN-0106-TUC01 TUFTED LOUNGE CHAIR



OPTIONS:

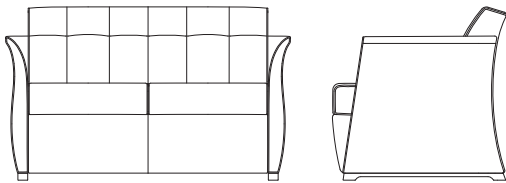
- Combination Fabrics Available Upon Request (Contact Factory For Quote)
- Due To Design Of Kinley, Casters & Arm Caps N/A

DIMENSIONS:

COM: 6 Yards
 COL: 120 Square Feet
 Carton Weight: 74 lbs.
 Frame Width: 30-1/4"
 Frame Depth: 31-1/2"
 Frame Height: 31-1/2"
 Arm Height: 26-1/4"
 Seat Height: 17-1/2"
 Inside Seat Depth: 20-1/2"
 Inside Seat Width: 21-1/2"

GRADE	COM	COL	1	2	3	4	5	6	7	8	9	10	L1	L2	L3
ZONE 1	759.95	791.67	836.07	874.13	927.00	986.20	1049.64	1098.27	1155.36	1214.57	1271.66	1330.87	1060.21	1174.39	1330.87
ZONE 2	766.72	798.44	842.84	880.90	933.76	992.97	1056.40	1105.04	1162.13	1221.34	1278.43	1337.63	1066.98	1181.16	1337.63
ZONE 3	790.40	822.12	866.52	904.58	957.45	1016.65	1080.09	1128.72	1185.81	1245.02	1302.11	1361.32	1090.66	1204.84	1361.32
ZONE 4	853.84	885.55	929.96	968.02	1020.88	1080.09	1143.52	1192.16	1249.25	1308.45	1365.54	1424.75	1154.09	1268.28	1424.75

STYLE # KIN-0106-TUL02 TUFTED LOVESEAT



OPTIONS:

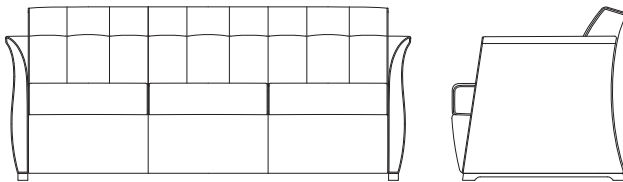
- Combination Fabrics Available Upon Request (Contact Factory For Quote)
- Due To Design Of Kinley, Casters & Arm Caps N/A

DIMENSIONS:

COM: 8 Yards
 COL: 160 Square Feet
 Carton Weight: 112 lbs.
 Frame Width: 51-3/4"
 Frame Depth: 31-1/2"
 Frame Height: 31-1/2"
 Arm Height: 26-1/4"
 Seat Height: 17-1/2"
 Inside Seat Depth: 20-1/2"
 Inside Seat Width: 43"

GRADE	COM	COL	1	2	3	4	5	6	7	8	9	10	L1	L2	L3
ZONE 1	1036.53	1076.70	1138.02	1186.66	1273.35	1345.24	1423.48	1503.83	1582.07	1662.42	1740.66	1821.01	1436.17	1590.53	1797.75
ZONE 2	1043.29	1083.47	1144.79	1193.42	1280.12	1352.01	1430.25	1510.60	1588.84	1669.19	1747.42	1827.77	1442.93	1597.29	1804.51
ZONE 3	1091.08	1131.26	1192.58	1241.21	1327.91	1399.80	1478.04	1558.39	1636.62	1716.97	1795.21	1875.56	1490.72	1645.08	1852.30
ZONE 4	1180.31	1220.49	1281.81	1330.44	1417.14	1489.03	1567.27	1647.62	1725.85	1806.21	1884.44	1964.79	1579.95	1734.31	1941.53

STYLE # KIN-0106-TUS03 TUFTED SOFA



OPTIONS:

- Combination Fabrics Available Upon Request (Contact Factory For Quote)
- Due To Design Of Kinley, Casters & Arm Caps N/A

DIMENSIONS:

COM: 9-1/2 Yards
 COL: 190 Square Feet
 Carton Weight: 147 lbs.
 Frame Width: 73-1/4"
 Frame Depth: 31-1/2"
 Frame Height: 31-1/2"
 Arm Height: 26-1/4"
 Seat Height: 17-1/2"
 Inside Seat Depth: 20-1/2"
 Inside Seat Width: 64-1/2"

GRADE	COM	COL	1	2	3	4	5	6	7	8	9	10	L1	L2	L3
ZONE 1	1258.97	1311.84	1379.50	1440.82	1540.20	1641.70	1741.08	1842.58	1941.96	2043.45	2142.83	2244.33	1762.22	1963.10	2214.73
ZONE 2	1265.32	1318.18	1385.84	1447.16	1546.55	1648.04	1747.42	1848.92	1948.30	2049.80	2149.18	2250.67	1768.57	1969.45	2221.07
ZONE 3	1337.21	1390.07	1457.74	1519.06	1618.44	1719.93	1819.32	1920.81	2020.19	2121.69	2221.07	2322.57	1840.46	2041.34	2292.96
ZONE 4	1439.55	1492.41	1560.08	1621.40	1720.78	1822.28	1921.66	2023.15	2122.54	2224.03	2323.41	2424.91	1942.80	2143.68	2395.31

CHICHI

(GO TO INDEX)

Collection Dimensions:

- Depth = 31"
- Height = 31-1/2"
- Seat Width = 21-1/2"
- Seat Depth = 21"
- Seat Height = 17-1/2"
- Arm Height = 24-1/2"

DESIGNED BY:



Frame constructed CNC cut engineered hardwood to maximize the strength, precise measurements and overall longevity.

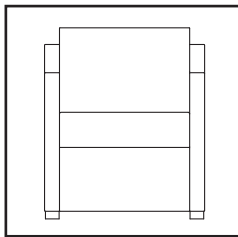
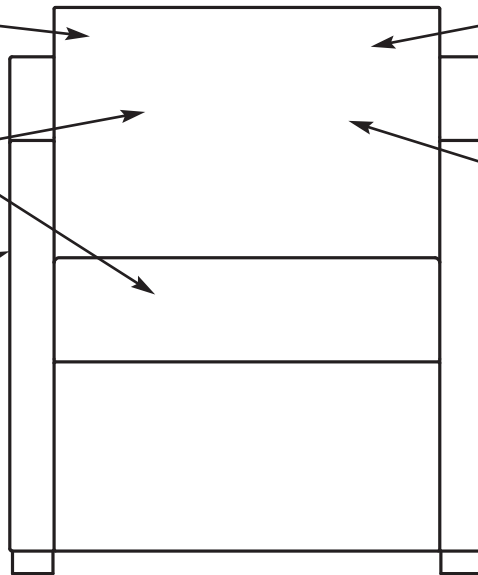
Seats and backs sprung with no sag sinuous wire springs to enhance comfort, sustainability and endurance.

Transitional Design with clean lines, sweeping back and top stitch throughout.

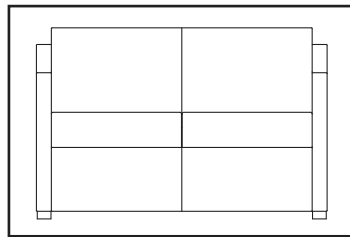
Soy-based, high resilient polyurethane foam consisting of minimum 1.8 density in seats and backs, further advancing support and durability.

Optional, tufted backs for more traditional environments.

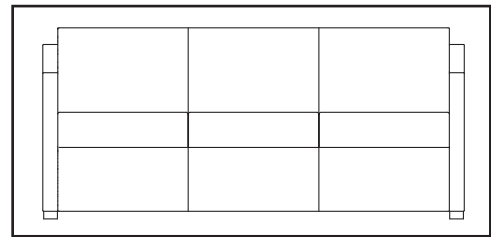
Slightly tapered wooden legs available in all Design-Build and Office Park finishes.



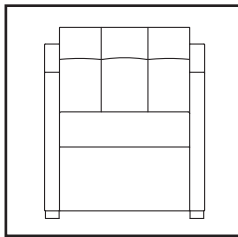
Lounge Chair
26-1/2"W x 31"D x 31-1/2"H



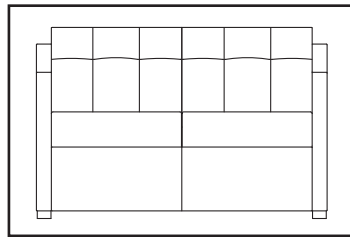
Loveseat
48"W x 31"D x 31-1/2"H



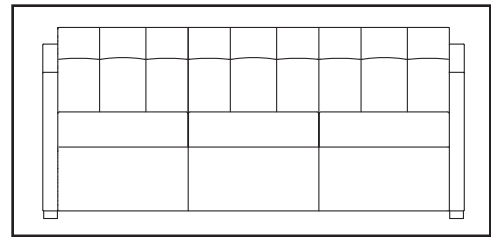
Sofa
69-1/2"W x 31"D x 31-1/2"H



Tufted Lounge Chair
26-1/2"W x 31"D x 31-1/2"H



Tufted Loveseat
48"W x 31"D x 31-1/2"H



Tufted Sofa
69-1/2"W x 31"D x 31-1/2"H

Joints are securely fastened with mortise and tenon joinery as well as corner block construction to ensure long-term use.

Complete domestic production from frame through upholstery, controlled by one manufacturing facility. Less stress / damage to chair parts normally caused by overseas transit. Providing consistent, reliable quality standards at a quick response to shorter lead times.

CHICHI - NON-TUFTED

(GO TO INDEX)

Required Ordering Information:

1. Style #: CHI-0102-_____
2. Base Finish Code: (See Page 16 For Finish Options)
3. Pattern Color: Fabric / Leather



STYLE # CHI-0102-NTC01 LOUNGE CHAIR								OPTIONS: <ul style="list-style-type: none"> • Combination Fabrics Available Upon Request (Contact Factory For Quote) • Due To Design Of ChiChi, Casters & Arm Caps N/A 					DIMENSIONS: COM: 7 Yards COL: 140 Square Feet Carton Weight: 74 lbs. Frame Width: 26-1/2" Frame Depth: 31" Frame Height: 31-1/2" Arm Height: 24-1/2" Seat Height: 17-1/2" Inside Seat Depth: 21" Inside Seat Width: 21-1/2"					

GRADE	COM	COL	1	2	3	4	5	6	7	8	9	10	L1	L2	L3
ZONE 1	746.84	778.56	822.96	861.02	913.89	973.09	1036.53	1085.16	1142.25	1201.46	1258.55	1317.76	1047.10	1161.28	1317.76
ZONE 2	753.61	785.33	829.73	867.79	920.65	979.86	1043.29	1091.93	1149.02	1208.23	1265.32	1324.52	1053.87	1168.05	1324.52
ZONE 3	773.06	804.78	849.18	887.24	940.11	999.31	1062.75	1111.38	1168.47	1227.68	1284.77	1343.98	1073.32	1187.50	1343.98
ZONE 4	836.50	868.21	912.62	950.68	1003.54	1062.75	1126.18	1174.82	1231.91	1291.11	1348.21	1407.41	1136.76	1250.94	1407.41

STYLE # CHI-0102-NTL02 LOVESEAT								OPTIONS: <ul style="list-style-type: none"> • Combination Fabrics Available Upon Request (Contact Factory For Quote) • Due To Design Of ChiChi, Casters & Arm Caps N/A 					DIMENSIONS: COM: 9 Yards COL: 180 Square Feet Carton Weight: 112 lbs. Frame Width: 48" Frame Depth: 31" Frame Height: 31-1/2" Arm Height: 24-1/2" Seat Height: 17-1/2" Inside Seat Depth: 21" Inside Seat Width: 43"					

GRADE	COM	COL	1	2	3	4	5	6	7	8	9	10	L1	L2	L3
ZONE 1	1001.85	1052.60	1116.03	1175.24	1268.28	1363.43	1458.58	1553.73	1648.89	1744.04	1839.19	1934.34	1477.61	1667.92	1906.86
ZONE 2	1017.07	1067.82	1131.26	1190.46	1283.50	1378.65	1473.81	1568.96	1664.11	1759.26	1854.42	1949.57	1492.84	1683.14	1922.08
ZONE 3	1056.40	1107.15	1170.59	1229.79	1322.83	1417.98	1513.14	1608.29	1703.44	1798.59	1893.75	1988.90	1532.17	1722.47	1961.41
ZONE 4	1138.87	1189.62	1253.05	1312.26	1405.30	1500.45	1595.60	1690.75	1785.91	1881.06	1976.21	2071.36	1614.63	1804.94	2043.88

STYLE # CHI-0102-NTS03 SOFA								OPTIONS: <ul style="list-style-type: none"> • Combination Fabrics Available Upon Request (Contact Factory For Quote) • Due To Design Of ChiChi, Casters & Arm Caps N/A 					DIMENSIONS: COM: 10-1/2 Yards COL: 210 Square Feet Carton Weight: 147 lbs. Frame Width: 69-1/2" Frame Depth: 31" Frame Height: 31-1/2" Arm Height: 24-1/2" Seat Height: 17-1/2" Inside Seat Depth: 21" Inside Seat Width: 64-1/2"					

GRADE	COM	COL	1	2	3	4	5	6	7	8	9	10	L1	L2	L3
ZONE 1	1206.53	1259.40	1327.06	1388.38	1487.76	1589.26	1688.64	1790.14	1889.52	1991.01	2090.39	2191.89	1709.78	1910.66	2162.29
ZONE 2	1228.52	1281.39	1349.05	1410.37	1509.75	1611.25	1710.63	1812.13	1911.51	2013.00	2112.39	2213.88	1731.78	1932.65	2184.28
ZONE 3	1285.19	1338.06	1405.72	1467.04	1566.42	1667.92	1767.30	1868.80	1968.18	2069.67	2169.05	2270.55	1788.44	1989.32	2240.95
ZONE 4	1387.53	1440.40	1508.06	1569.38	1668.76	1770.26	1869.64	1971.14	2070.52	2172.01	2271.40	2372.89	1890.79	2091.66	2343.29

CHICHI - TUFTED

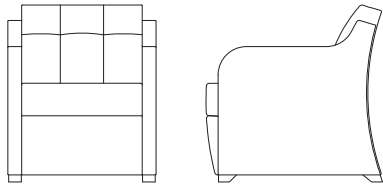
(GO TO INDEX)

Required Ordering Information:

1. Style #: CHI-0101-_____
2. Base Finish Code: (See Page 16 For Finish Options)
3. Pattern Color: Fabric / Leather



STYLE # CHI-0101-TUC01 TUFTED LOUNGE CHAIR



OPTIONS:

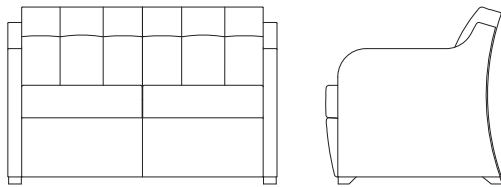
- Combination Fabrics Available Upon Request (Contact Factory For Quote)
- Due To Design Of ChiChi, Casters & Arm Caps N/A

DIMENSIONS:

COM: 7 Yards
 COL: 140 Square Feet
 Carton Weight: 74 lbs.
 Frame Width: 26-1/2"
 Frame Depth: 31"
 Frame Height: 31-1/2"
 Arm Height: 24-1/2"
 Seat Height: 17-1/2"
 Inside Seat Depth: 21"
 Inside Seat Width: 21-1/2"

GRADE	COM	COL	1	2	3	4	5	6	7	8	9	10	L1	L2	L3
ZONE 1	759.95	791.67	836.07	874.13	927.00	986.20	1049.64	1098.27	1155.36	1214.57	1271.66	1330.87	1060.21	1174.39	1330.87
ZONE 2	766.72	798.44	842.84	880.90	933.76	992.97	1056.40	1105.04	1162.13	1221.34	1278.43	1337.63	1066.98	1181.16	1337.63
ZONE 3	790.40	822.12	866.52	904.58	957.45	1016.65	1080.09	1128.72	1185.81	1245.02	1302.11	1361.32	1090.66	1204.84	1361.32
ZONE 4	853.84	885.55	929.96	968.02	1020.88	1080.09	1143.52	1192.16	1249.25	1308.45	1365.54	1424.75	1154.09	1268.28	1424.75

STYLE # CHI-0101-TUL02 TUFTED LOVESEAT



OPTIONS:

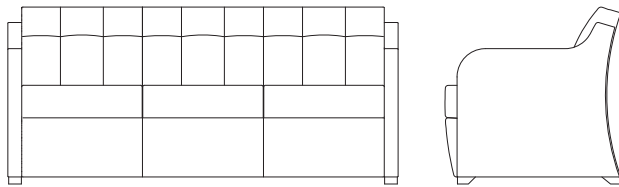
- Combination Fabrics Available Upon Request (Contact Factory For Quote)
- Due To Design Of ChiChi, Casters & Arm Caps N/A

DIMENSIONS:

COM: 9 Yards
 COL: 180 Square Feet
 Carton Weight: 112 lbs.
 Frame Width: 48"
 Frame Depth: 31"
 Frame Height: 31-1/2"
 Arm Height: 24-1/2"
 Seat Height: 17-1/2"
 Inside Seat Depth: 21"
 Inside Seat Width: 43"

GRADE	COM	COL	1	2	3	4	5	6	7	8	9	10	L1	L2	L3
ZONE 1	1036.53	1087.28	1150.71	1209.92	1302.95	1398.11	1493.26	1588.41	1683.56	1778.72	1873.87	1969.02	1512.29	1702.60	1941.53
ZONE 2	1043.29	1094.04	1157.48	1216.68	1309.72	1404.87	1500.03	1595.18	1690.33	1785.48	1880.64	1975.79	1519.06	1709.36	1948.30
ZONE 3	1091.08	1141.83	1205.27	1264.47	1357.51	1452.66	1547.81	1642.97	1738.12	1833.27	1928.42	2023.58	1566.84	1757.15	1996.09
ZONE 4	1180.31	1231.06	1294.50	1353.70	1446.74	1541.89	1637.05	1732.20	1827.35	1922.50	2017.66	2112.81	1656.08	1846.38	2085.32

STYLE # CHI-0101-TUS03 TUFTED SOFA



OPTIONS:

- Combination Fabrics Available Upon Request (Contact Factory For Quote)
- Due To Design Of ChiChi, Casters & Arm Caps N/A

DIMENSIONS:

COM: 10-1/2 Yards
 COL: 210 Square Feet
 Carton Weight: 147 lbs.
 Frame Width: 69-1/2"
 Frame Depth: 31"
 Frame Height: 31-1/2"
 Arm Height: 24-1/2"
 Seat Height: 17-1/2"
 Inside Seat Depth: 21"
 Inside Seat Width: 64-1/2"

GRADE	COM	COL	1	2	3	4	5	6	7	8	9	10	L1	L2	L3
ZONE 1	1258.97	1311.84	1379.50	1440.82	1540.20	1641.70	1741.08	1842.58	1941.96	2043.45	2142.83	2244.33	1762.22	1963.10	2214.73
ZONE 2	1265.32	1318.18	1385.84	1447.16	1546.55	1648.04	1747.42	1848.92	1948.30	2049.80	2149.18	2250.67	1768.57	1969.45	2221.07
ZONE 3	1337.21	1390.07	1457.74	1519.06	1618.44	1719.93	1819.32	1920.81	2020.19	2121.69	2221.07	2322.57	1840.46	2041.34	2292.96
ZONE 4	1439.55	1492.41	1560.08	1621.40	1720.78	1822.28	1921.66	2023.15	2122.54	2224.03	2323.41	2424.91	1942.80	2143.68	2395.31



Designed by Michael Shields, Covet is an executive chair collection tailored for a variety of corporate aesthetics. Covet is standard in mid and high-back designs and is available with fully upholstered, "C" and adjustable arms, making it functional and versatile for the modern office.



Made In USA

COVET

(GO TO INDEX)

Collection Dimensions:

- Overall Width = 25-3/4"**
- Overall Depth = 23-1/2"**
- Height = 47-1/2" - 50-1/2"**
- Seat Width = 20-1/2"**
- Seat Depth = 19"**
- Seat Height = 19" - 22"**
- Arm Height = 26" - 29"**

Covet's slim, chiseled, profile compliments DARRAN's contemporary and transitional casegoods and conference room offerings. Finely tailored upholstery featuring elegant top stitch detailing provides a quality image while accommodating "real world" budgets. A family of models is offered, appropriate for Executive private offices, conference rooms, or open plan environments. A high level of detail provides 360° visual interest, especially important in conference room applications.

DESIGNED BY:
Michael Shields - Studio 3

Frame Construction:

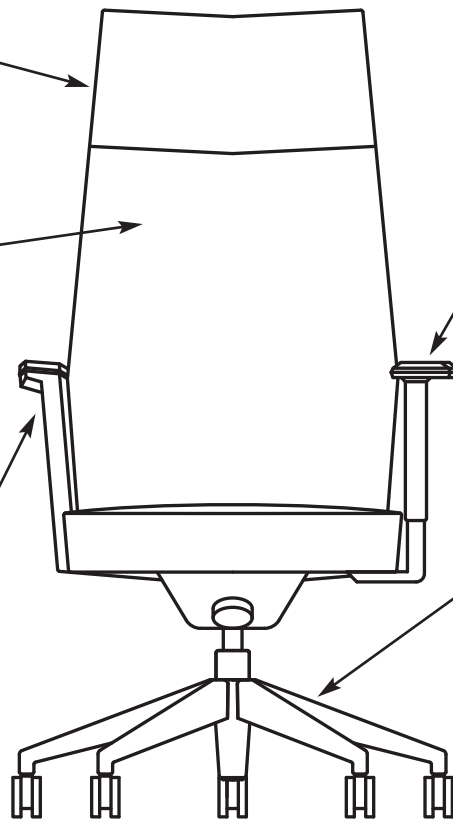
Hardwood Plywood components are precision cut on CNC routers and feature interlocking tab joinery for superior strength and long term durability. All joints are assembled utilizing glue and steel fasteners.

Cushioning:

Back utilizes an elastic sheet webbing suspension that conforms to individual's lumbar curvatures for adaptive support. Cushioning materials are laminations of Cal117 rated high-density polyurethane foams of varying compression rates, providing durability and long term comfort.

Upholstered Arms:

Upholstered panel arms feature caps which can be specified in contrasting fabrics, vinyls, or leathers. Optional wood arm caps are also available in any DARRAN finish. Welting between cap and arm can also be specified in contrasting upholstery materials.



Adjustable Ergonomic Arms:

Available in either T-Polished Aluminum or T-Nylon Black, this multi-functional telescoping arm features height, depth, and pivot adjustability. Activated by a button trigger, it provides 4" of vertical adjustment to help relieve upper back and shoulder fatigue. 3" of front to back friction - activated depth adjustment allows users to get closer to their work surface while maintaining effective use of the backrest. The 30 degree inward / outward pivot provides proper forearm support for various tasks such as keying and mousing.

Bases:

27" diameter, available in Black Nylon (Standard), Polished Aluminum or Wood.

Casters:

Large 60mm diameter wheels are standard and promote increased mobility.



Upholstered Arms
(Mid-Back or High-Back)



Armless
(Mid-Back or High-Back)



Adjustable Arms
(Mid-Back or High-Back)



Metal "C" Arms
(Mid-Back or High-Back)

MECHANISMS:

Tilt-Swivel: The standard Covet tilt mechanism is constructed of die cast aluminum and features an upright lock, tilt tension adjustment, and 16 degrees of recline.

Knee-Tilt Swivel: The optional Knee-tilt mechanism features an advanced pivot point which greatly reduces leg lift throughout its 16 degrees of recline. The multi-position locking function has an anti-shock device that prevents release when the chair is unoccupied. The mechanism locks in task and reclined positions. Height adjustment and tilt tension are also provided.

COVET - UPHOLSTERED ARMS

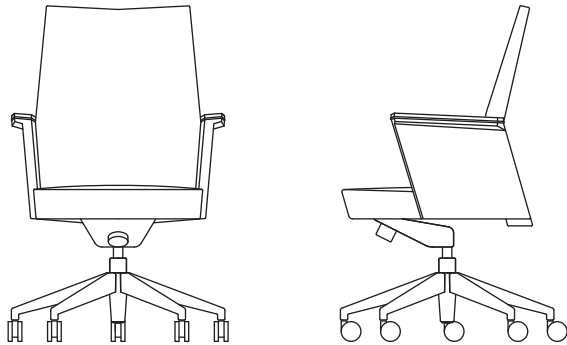
(GO TO INDEX)

Required Ordering Information:

1. Style #: COV-9725-____
2. Pattern Color: Fabric / Leather



STYLE # COV-9725-UAM04 MID-BACK



OPTIONS:

Arm Options:

- AOW - Wood Arm Caps \$40.18
*Specify Finish (See Page 16)

Base Options:

- BOP - Polished Aluminum Base \$40.18
- BOW - Wood Base \$67.66
*Specify Finish (See Page 16)

Mechanism Options:

- MOK - Knee Tilt Swivel \$40.18


DIMENSIONS:

COM: 3 Yards
COL: 60 Square Feet
Carton Weight: 55 lbs.
Overall Width: 25-3/4"
Overall Depth: 23-1/2"
Height: 40" - 43"
Seat Width: 20-1/2"
Seat Depth: 19"
Seat Height: 19" - 22"
Arm Height: 26" - 29"

Upholstered Arms • Mid-Back • Black Base • Tilt Swivel

GRADE	COM	COL	1	2	3	4	5	6	7	8	9	10	L1	L2	L3
ZONE 1	609.82	626.74	647.88	666.91	698.63	730.35	762.07	793.78	825.50	857.22	888.94	920.65	768.41	831.84	912.20
ZONE 2	620.82	637.73	658.88	677.91	709.63	741.34	773.06	804.78	836.50	868.21	899.93	931.65	779.40	842.84	923.19
ZONE 3	631.81	648.73	669.87	688.90	720.62	752.34	784.06	815.77	847.49	879.21	910.93	942.64	790.40	853.84	934.19
ZONE 4	642.39	659.30	680.45	699.48	731.19	762.91	794.63	826.35	858.06	889.78	921.50	953.22	800.97	864.41	944.76

STYLE # COV-9725-UAH05 HIGH-BACK



OPTIONS:

Arm Options:

- AOW - Wood Arm Caps \$40.18
*Specify Finish (See Page 16)

Base Options:

- BOP - Polished Aluminum Base \$40.18
- BOW - Wood Base \$67.66
*Specify Finish (See Page 16)

Mechanism Options:

- MOK - Knee Tilt Swivel \$40.18

DIMENSIONS:

COM: 3-1/2 Yards
COL: 70 Square Feet
Carton Weight: 60 lbs.
Overall Width: 25-3/4"
Overall Depth: 23-1/2"
Height: 47-1/2" - 50-1/2"
Seat Width: 20-1/2"
Seat Depth: 19"
Seat Height: 19" - 22"
Arm Height: 26" - 29"

Upholstered Arms • High-Back • Black Base • Tilt Swivel

GRADE	COM	COL	1	2	3	4	5	6	7	8	9	10	L1	L2	L3
ZONE 1	631.81	648.73	669.87	688.90	720.62	752.34	784.06	815.77	847.49	879.21	910.93	942.64	790.40	853.84	934.19
ZONE 2	642.39	659.30	680.45	699.48	731.19	762.91	794.63	826.35	858.06	889.78	921.50	953.22	800.97	864.41	944.76
ZONE 3	653.38	670.30	691.44	710.47	742.19	773.91	805.62	837.34	869.06	900.78	932.49	964.21	811.97	875.40	955.75
ZONE 4	664.38	681.29	702.44	721.47	753.18	784.90	816.62	848.34	880.05	911.77	943.49	975.21	822.96	886.40	966.75

COVET - ARMLESS

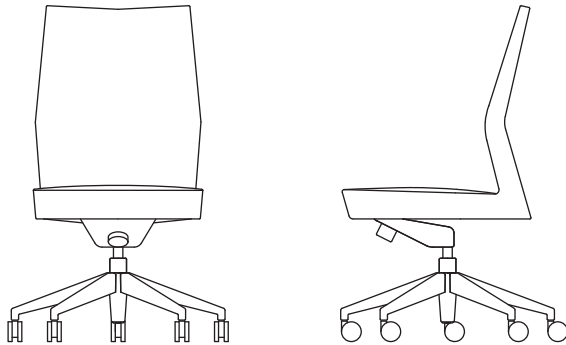
(GO TO INDEX)

Required Ordering Information:

1. Style #: COV-9725-_____
2. Pattern Color: Fabric / Leather



STYLE # COV-9725-NAM00 MID-BACK



OPTIONS:

Base Options:

- BOP - Polished Aluminum Base \$40.18
- BOW - Wood Base \$67.66
- *Specify Finish (See Page 16)

Mechanism Options:

- MOK - Knee Tilt Swivel \$40.18

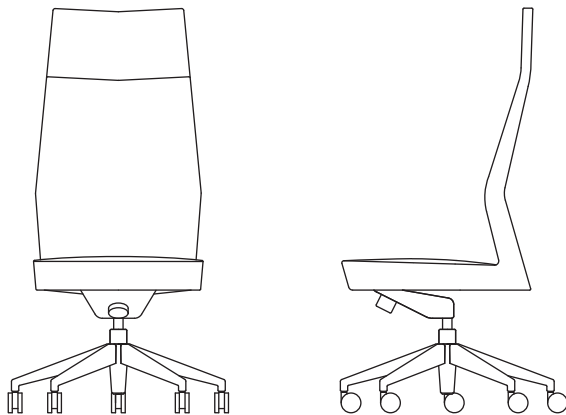
DIMENSIONS:

COM: 2-1/2 Yards
 COL: 50 Square Feet
 Carton Weight: 50 lbs.
 Overall Width: 20-1/2"
 Overall Depth: 23-1/2"
 Height: 40" - 43"
 Seat Width: 20-1/2"
 Seat Depth: 19"
 Seat Height: 19" - 22"

Armless • Mid-Back • Black Base • Tilt Swivel

GRADE	COM	COL	1	2	3	4	5	6	7	8	9	10	L1	L2	L3
ZONE 1	509.59	522.28	541.31	558.23	583.60	611.09	636.46	663.95	689.33	716.82	742.19	769.68	642.81	695.67	761.22
ZONE 2	520.59	533.28	552.31	569.22	594.60	622.09	647.46	674.95	700.32	727.81	753.18	780.67	653.80	706.67	772.22
ZONE 3	531.59	544.27	563.30	580.22	605.59	633.08	658.46	685.94	711.32	738.81	764.18	791.67	664.80	717.66	783.21
ZONE 4	546.81	559.50	578.53	595.44	620.82	648.31	673.68	701.17	726.54	754.03	779.40	806.89	680.02	732.89	798.44

STYLE # COV-9725-NAH01 HIGH-BACK



OPTIONS:

Base Options:

- BOP - Polished Aluminum Base \$40.18
- BOW - Wood Base \$67.66
- *Specify Finish (See Page 16)

Mechanism Options:

- MOK - Knee Tilt Swivel \$40.18

DIMENSIONS:

COM: 3 Yards
 COL: 60 Square Feet
 Carton Weight: 55 lbs.
 Overall Width: 20-1/2"
 Overall Depth: 23-1/2"
 Height: 47-1/2" - 50-1/2"
 Seat Width: 20-1/2"
 Seat Depth: 19"
 Seat Height: 19" - 22"

Armless • High-Back • Black Base • Tilt Swivel

GRADE	COM	COL	1	2	3	4	5	6	7	8	9	10	L1	L2	L3
ZONE 1	531.59	548.50	569.65	588.68	620.39	652.11	683.83	715.55	747.26	778.98	810.70	842.42	690.17	753.61	833.96
ZONE 2	542.16	559.07	580.22	599.25	630.97	662.68	694.40	726.12	757.84	789.55	821.27	852.99	700.75	764.18	844.53
ZONE 3	553.15	570.07	591.21	610.24	641.96	673.68	705.40	737.11	768.83	800.55	832.27	863.98	711.74	775.18	855.53
ZONE 4	564.15	581.06	602.21	621.24	652.96	684.68	716.39	748.11	779.83	811.55	843.26	874.98	722.74	786.17	866.52

COVET - ADJUSTABLE ERGONOMIC ARMS

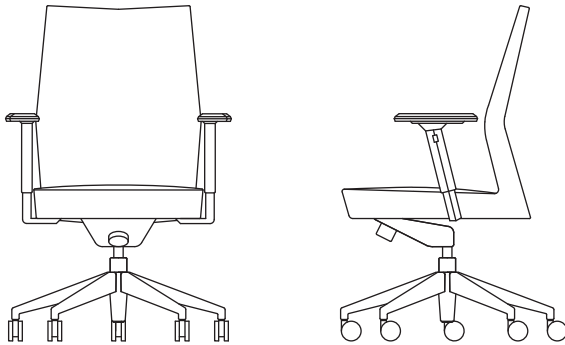
(GO TO INDEX)

Required Ordering Information:

- 1. Style #: COV-9725-_____
- 2. Pattern Color: Fabric / Leather



STYLE # COV-9725-AAM02 MID-BACK



OPTIONS:

- Arm Options:**
- AOT - T-Polished Aluminum Arms \$40.18
- Base Options:**
- BOP - Polished Aluminum Base \$40.18
 - BOW - Wood Base \$67.66
 - *Specify Finish (See Page 16)*
- Mechanism Options:**
- MOK - Knee Tilt Swivel \$40.18

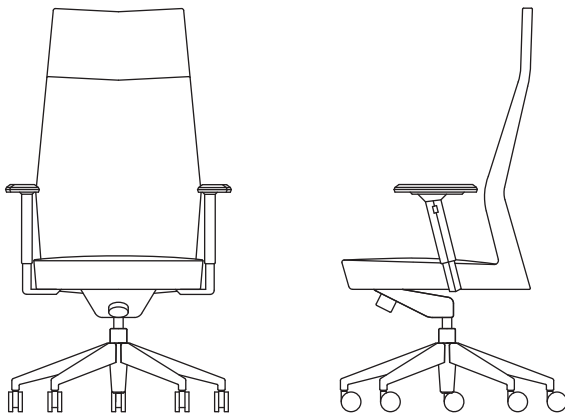
DIMENSIONS:

- COM: 2-1/2 Yards
- COL: 50 Square Feet
- Carton Weight: 55 lbs.
- Overall Width: 27-1/2"
- Overall Depth: 23-1/2"
- Height: 40" - 43"
- Seat Width: 20-1/2"
- Seat Depth: 19"
- Seat Height: 19" - 22"
- Arm Height: 26" - 29"

Adjustable T-Nylon Black Arms • Mid-Back • Black Base • Tilt Swivel

GRADE	COM	COL	1	2	3	4	5	6	7	8	9	10	L1	L2	L3
ZONE 1	583.60	596.29	615.32	632.24	657.61	685.10	710.47	737.96	763.33	790.82	816.20	843.69	716.82	769.68	835.23
ZONE 2	594.60	607.28	626.31	643.23	668.60	696.09	721.47	748.96	774.33	801.82	827.19	854.68	727.81	780.67	846.22
ZONE 3	605.59	618.28	637.31	654.23	679.60	707.09	732.46	759.95	785.33	812.81	838.19	865.68	738.81	791.67	857.22
ZONE 4	616.17	628.85	647.88	664.80	690.17	717.66	743.04	770.52	795.90	823.39	848.76	876.25	749.38	802.24	867.79

STYLE # COV-9725-AAH03 HIGH-BACK



OPTIONS:

- Arm Options:**
- AOT - T-Polished Aluminum Arms \$40.18
- Base Options:**
- BOP - Polished Aluminum Base \$40.18
 - BOW - Wood Base \$67.66
 - *Specify Finish (See Page 16)*
- Mechanism Options:**
- MOK - Knee Tilt Swivel \$40.18

DIMENSIONS:

- COM: 3 Yards
- COL: 60 Square Feet
- Carton Weight: 60 lbs.
- Overall Width: 27-1/2"
- Overall Depth: 23-1/2"
- Height: 47-1/2" - 50-1/2"
- Seat Width: 20-1/2"
- Seat Depth: 19"
- Seat Height: 19" - 22"
- Arm Height: 26" - 29"

Adjustable T-Nylon Black Arms • High-Back • Black Base • Tilt Swivel

GRADE	COM	COL	1	2	3	4	5	6	7	8	9	10	L1	L2	L3
ZONE 1	605.59	622.51	643.65	662.68	694.40	726.12	757.84	789.55	821.27	852.99	884.71	916.42	764.18	827.62	907.97
ZONE 2	616.17	633.08	654.23	673.26	704.97	736.69	768.41	800.13	831.84	863.56	895.28	927.00	774.75	838.19	918.54
ZONE 3	627.16	644.08	665.22	684.25	715.97	747.69	779.40	811.12	842.84	874.56	906.27	937.99	785.75	849.18	929.53
ZONE 4	638.16	655.07	676.22	695.25	726.97	758.68	790.40	822.12	853.84	885.55	917.27	948.99	796.74	860.18	940.53

COVET - METAL "C" ARMS

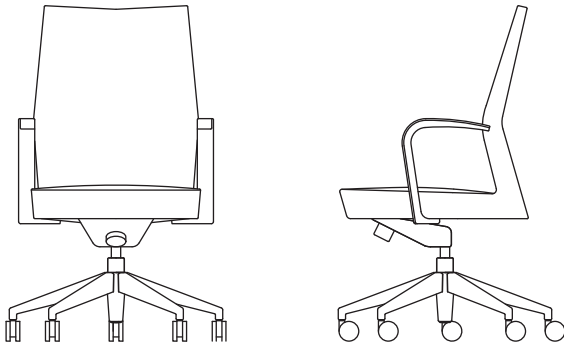
(GO TO INDEX)

Required Ordering Information:

1. Style #: COV-9725-_____
2. Pattern Color: Fabric / Leather



STYLE # COV-9725-CAM06 MID-BACK



OPTIONS:

Base Options:

- BOP - Polished Aluminum Base \$40.18
- BOW - Wood Base \$67.66
- *Specify Finish (See Page 16)*

Mechanism Options:

- MOK - Knee Tilt Swivel \$40.18

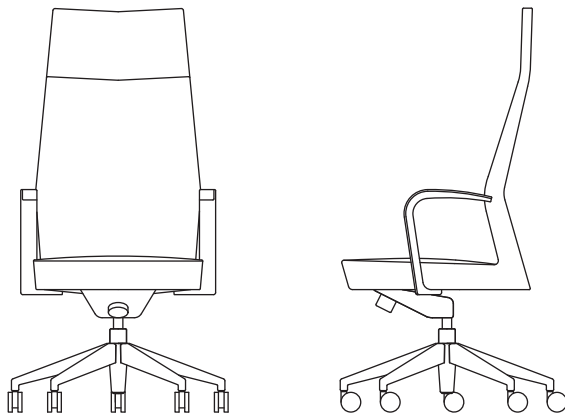
DIMENSIONS:

COM: 2-1/2 Yards
 COL: 50 Square Feet
 Carton Weight: 50 lbs.
 Overall Width: 26"
 Overall Depth: 23-1/2"
 Height: 40" - 43"
 Seat Width: 20-1/2"
 Seat Depth: 19"
 Seat Height: 19" - 22"
 Arm Height: 26" - 29"

Metal "C" Arm • Mid-Back • Black Base • Tilt Swivel

GRADE	COM	COL	1	2	3	4	5	6	7	8	9	10	L1	L2	L3
ZONE 1	583.60	596.29	615.32	632.24	657.61	685.10	710.47	737.96	763.33	790.82	816.20	843.69	716.82	769.68	835.23
ZONE 2	594.60	607.28	626.31	643.23	668.60	696.09	721.47	748.96	774.33	801.82	827.19	854.68	727.81	780.67	846.22
ZONE 3	605.59	618.28	637.31	654.23	679.60	707.09	732.46	759.95	785.33	812.81	838.19	865.68	738.81	791.67	857.22
ZONE 4	616.17	628.85	647.88	664.80	690.17	717.66	743.04	770.52	795.90	823.39	848.76	876.25	749.38	802.24	867.79

STYLE # COV-9725-CAH07 HIGH-BACK



OPTIONS:

Base Options:

- BOP - Polished Aluminum Base \$40.18
- BOW - Wood Base \$67.66
- *Specify Finish (See Page 16)*

Mechanism Options:

- MOK - Knee Tilt Swivel \$40.18

DIMENSIONS:

COM: 3 Yards
 COL: 60 Square Feet
 Carton Weight: 55 lbs.
 Overall Width: 26"
 Overall Depth: 23-1/2"
 Height: 47-1/2" - 50-1/2"
 Seat Width: 20-1/2"
 Seat Depth: 19"
 Seat Height: 19" - 22"
 Arm Height: 26" - 29"

Metal "C" Arm • High-Back • Black Base • Tilt Swivel

GRADE	COM	COL	1	2	3	4	5	6	7	8	9	10	L1	L2	L3
ZONE 1	605.59	622.51	643.65	662.68	694.40	726.12	757.84	789.55	821.27	852.99	884.71	916.42	764.18	827.62	907.97
ZONE 2	616.17	633.08	654.23	673.26	704.97	736.69	768.41	800.13	831.84	863.56	895.28	927.00	774.75	838.19	918.54
ZONE 3	627.16	644.08	665.22	684.25	715.97	747.69	779.40	811.12	842.84	874.56	906.27	937.99	785.75	849.18	929.53
ZONE 4	638.16	655.07	676.22	695.25	726.97	758.68	790.40	822.12	853.84	885.55	917.27	948.99	796.74	860.18	940.53