

D A R R A N

Seating Price List
Effective April 15, 2012



PRODUCT INDEX

General Information

[Warranty](#)3

[Ordering Information](#)4-5

[Price Zones](#)6

[Graded In Fabrics](#)7-12

[Graded In Leathers](#)13


[COM / COL Information](#)14-15


[Finishes](#)16


Guest Seating

 [Maxton](#)20-22

 [Monroe](#)23-24

 [Marion](#)25-26

 [Murphy Arm / Armless / Barstools](#)27-32

 [Cosmo](#)33-34


Lounge Seating

 [Filmore Lounge / Filmore Modular Collection](#)36-46

 [Kinley Lounge Collection](#)47-49

 [ChiChi Lounge Collection](#)50-52

Executive Seating

 [Covet](#)54-58

**MADE IN USA**

After over 30 years of tradition in manufacturing high quality casegood products, DARRAN Furniture is now expanding that knowledge and performance into Seating. Built by American craftsmen, the new contemporary, transitional and traditional seating designs represent quality and durability, while complementing the design and finish of DARRAN casegoods.

DESIGNERS: John Stafford / Chris Carter Designs, based in North Carolina, brings to DARRAN over 30 years of design knowledge and success in the contract furniture industry. Together, this design team is unmatched in their ability to conceptualize and produce designs with unique features, while maintaining an elegant sense of balance and proportion.

BUILT TO ORDER: DARRAN Seating products are manufactured to order, not mass produced and shipped from warehouse inventories. This allows the specifier to select from numerous fabric patterns, design details, and custom finish availability.

STANDARD LEAD TIME: Standard lead time is 6 - 8 weeks from credit approval. Quickship available on certain styles, consult specific price list pages.

BIFMA PERFORMANCE TESTED: Seating products and components have been designed and manufactured to meet or exceed BIFMA and ANSI standards. Performance to these standards has been tested at an Independent Certified testing facility certified to complete BIFMA testing. Test results available upon request.

FLAMMABILITY TESTING: All DARRAN seating products conform to California Technical Bulletin 117 as a minimum standard. CAL133 may require material testing to ensure compliance. Please consult Page 13 for information and requirements. If fabric is approved, DARRAN is pleased to offer CAL133 products on Quickship for applicable styles.

COM/COL REQUESTS: DARRAN has graded in fabric selections from Momentum, Maharam, CF Stinson, Paul Brayton Designs, KnollTextiles and Designtex. In addition, DARRAN has graded in leather from Wollsdorf and Elmo. Should a material be desired that has not been graded in, DARRAN will accommodate your request. In order to ensure quick response and Order Entry, please fill out the COM/COL form found on Page 14.

FINISH COMPATIBILITY: Seating finishes have been developed for compatibility to DARRAN Design-Build and Office Park finishes ensuring a consistent interior appearance. DARRAN will quote Custom Finishes upon request for any products within the line.

Seating Warranty

DARRAN Furniture Industries, Inc. ("DARRAN") warrants that seating products will be free from defects in design, materials, and workmanship given normal use and care during single shift service. (40 Hour Work Week)

DARRAN, at its discretion, will replace or repair with comparable product, free of charge to the customer, any product shown to be of normal care and use. This warranty is made to the original customer for as long as that customer owns and uses the product.

LIMITATIONS: Use / Care

- Warranty is limited to normal single shift use.
- Warranty is limited to generally accepted care and maintenance of natural wood products and environments.

WARRANTY OF MATERIALS:

- Chair Frames - 10 Years
- Veneers / Laminates - 10 Years
- Custom / Modified Products - 3 Years
- Foam Padding - 5 Years
- Metal Accents / Glides - 10 Years
- High Use Items - 5 Years (*Table arms, electrical components, ganging mechanisms, pneumatic lifts and polymer based components*)

WARRANTY EXCLUSIONS:

- Damage identified as carrier or installer related.
- Normal wear and tear of wood products during course of ownership.
- Damage caused by contact with tables, desks, or other surfaces.
- Color, grain, or texture of natural wood materials, other covering materials.
- Damages or failures resulting from misuse, abuse, negligence, improper care, modifications, or relocation.
- Non Commercial use or locations.
- C.O.M. (Customer's Own Material) specified by the Customer.
- Textiles, which are subject to the specific Manufacturer's Warranty, if any.

All Warranty Claims are subject to Factory approved inspections. Disputes may involve independent 3rd party evaluation.

QUALITY ASSURANCE:

DARRAN Seating standards are among the Industry's best quality specifications. Careful inspections of each piece plus random audits by Warranty and Quality Management ensures customers expectations are exceeded.

LIGHT AND NATURAL FINISHES:

DARRAN exposed seating frames are constructed from European Beech Hardwood known for superior joint strength and hardness. Because the frames are made from several solid wood components, some color and shade differences may be seen due to natural wood variations. Light and Natural Finishes may reflect these differences, while Medium-Dark Finishes will blend natural wood differences. Natural wood variation is not considered a manufacturing or wood Warranty defect.

TEXTILES / LEATHER:

DARRAN does not warrant textiles against colorfastness, crocking, wear abrasion, shrinking, stretching, tearing, wrinkling, durability, or dye lot match. Textiles are not covered under this Warranty and are subject to the specific Manufacturer's Warranty.

There are no other warranties except as expressly set forth above either expressed or implied. To obtain performance of these Limited Warranties, the purchaser should contact in writing the authorized DARRAN representatives or current dealer who sold the product to the purchaser or mail the warranty claim to:

Warranty Department
1-800-334-7891
DARRAN Furniture Industries, Inc.
P.O. Box 7614
High Point, NC 27264

The Warranty As Stated Above, Supersedes All Previous Warranties

FREIGHT DAMAGED MERCHANDISE

For qualified freight damage claims DARRAN will take responsibility for the claim and remedy processes including assuming total cost coverage from claim settlements. (Some items may not qualify. Contact Factory for specific details.)

Qualified Claim Conditions:

1. Only DARRAN approved contract furniture carriers qualify
- 2a. Bills of Lading with damage notations will qualify
- 2b. Concealed damage will qualify IF:
 - Damages were found and furniture is located at original delivery docks.
 - Original cartons and padding is saved and available for carrier inspection.

For qualified claims per above contact DARRAN Warranty Service Department at 1-800-334-7891.

Non-Qualified Claim Conditions:

1. Deliveries made to non-dock locations
2. Claims made after furniture is installed and/or removed from original delivery location
3. Carton and padding has been discarded
4. Carrier used was not DARRAN approved
5. Inspection reveals questionable damages

REPLACEMENT ORDERS

Replacement orders entered without replacement tagging or factory authorization is considered a new order without dispute, therefore full payment is expected and will be collected.

RETURN SHIPMENTS

DARRAN will not accept return of merchandise without a signed RA (return authorization) form.

DARRAN will specify the carrier to be used. Return bills of lading must be marked "Class 175" freight rate and a copy of the RA should be used as a packing list. All returns must be received by DARRAN within 30 days of the RA date or the products will be considered accepted by the customer.

All products being returned must be properly packed and protected to avoid freight damage. Whenever possible, use the original cartons in which the merchandise was shipped. Freight damage, signs of usage, missing parts, etc., will result in an adjustment of any credit to be issued.

Returns arising from customer misorders will be considered for return for credit based on condition, finish, and product. Special, non-standard finished and special modification options are non-returnable items. Those items qualified and approved for return must be returned in original carton and padding and freight prepaid. All Returned/Misordered goods are subject to restocking charges up to 50% of NET price.

SPECIFICATION CHANGES

We reserve the right to change without notice any dimension, style, or specification of any model in the DARRAN line. Dimensions shown in the price list are nominal. It is the buyer's responsibility to read specification carefully when matching existing goods is desired.

MANUFACTURING DEFECTS

Claims of manufacturing defects will not be entertained without prior consultation with DARRAN's warranty department. Unauthorized deduction in payment of invoices will not be allowed without prior factory approval. Unapproved deductions are subject to factor's late payment charges.

DAMAGE CLAIMS

Claims of manufacturing damage or freight damage reported as nicks, dents, scratches, etc. after installation of furniture will not be covered under warranty or freight claim.

REPAIR CHARGES

Factory authorization must be secured from DARRAN's warranty department prior to incurring repair charges. Warranty will utilize DARRAN's National Repair Service through the Furniture Medic Franchise (www.furnituremedic.com). Repair charge authorizations are based on:

- Set travel rate
- Average regional job rate
- Factory set maximum repair time
- Falsely reported defect claims are subject to local service charges being charged to dealer/distributor.

FINISH MAINTENANCE

Wood office furniture and wood finishes can retain their natural beauty for life if proper care is taken and a stable environment is provided. **Fluctuations in humidity and temperature cause panels and solid wood components to expand and contract and may lead to panel warpage and finish "checking" or cracking. Prolonged exposure of furniture to dry heat during winter months should be avoided. Careful examination of interior wood trim may indicate a damaging dry environment. If open joints, splits and cracks are appearing in trimwork consult with a HVAC professional for appropriate remedy.**

DARRAN finishes are field repairable should damage occur. Professional furniture repair services are recommended. Regular cleaning with a non-silicone polish is recommended.

ORDERING

All orders should be mailed, emailed, or transmitted by fax to:

DARRAN Furniture Industries, Inc.
P.O. Box 7614
High Point, NC 27264
Telephone: 336-861-2400
Toll Free: 800-334-7891
Fax: 336-861-6485

DARRAN will only accept Seating orders from authorized Dealers. Dealers authorized to purchase DARRAN Seating products must apply through the Sales department for distribution.

All orders must be accurate and detailed. All Quick Ship orders must contain Quick Ship product ONLY. Orders should be separated and submitted according to lead time. Orders must contain Quick Ship code "QS" or have designated Quick Ship lead time to ensure correct order entry. Orders that contain multiple lead time products will be entered as one order and scheduled with the most extended lead time.

CREDIT APPROVAL

All orders are subject to credit approval for open account. All new accounts must be approved by a local DARRAN Sales Representative and should submit current financial information and trade references to:

DARRAN Furniture Industries, Inc.
ATTN: Credit Department
P.O. Box 7614
High Point, NC 27264
Telephone: 336-861-2400
Toll Free: 800-334-7891
Fax: 336-861-2512

Orders submitted without accounts pre-approval or credit approval are subject to acceptance with lead times scheduled only after approval dates.

LEAD TIME SCHEDULE

DARRAN cannot assign a firm lead time until credit approval, order accuracy and receipt of approved COM/COL are complete. Extended lead times due to credit or information delays are the responsibility of the Buyer.

SHIPPING SCHEDULE

Order acknowledgements are assigned a projected delivery date based on carrier's average transit time to point of destination. When requested, DARRAN will assist in locating special express carriers that may have short transit times. These services may exceed our prepaid freight costs; therefore, pricing is limited to the Freight Excluded formula with special express charges added to the invoice.

For special deliveries, DARRAN will make every effort to meet the appointed time; however, DARRAN will not be responsible for any additional charges for late deliveries beyond our control.

ORDER DELAY / HOLD

Due to the committed manufacturing cost on Seating Quick Ship processes, DARRAN cannot delay or hold orders, either in process or after completion.

CANCELLATION AND ORDER CHANGES - FEES

Acknowledged orders are considered firm orders and therefore not subject to cancellation or change. However, in the event we are able to stop an order prior to manufacturing process, we will consider cancellation or changes with a reprocessing fee of \$40.00 Net. Exceptions: Quickship orders cannot be changed or cancelled after the 3rd business date after acknowledgement. Qualified changes/cancellations will be assessed a \$40.00 Net processing fee.

Changes or cancellation of order with special options or custom quoted items are also subject to additional material and vendor fee costs, plus a DARRAN special/custom reprocessing fee of \$100 NET.

ORDER MOVEUPS

Should an original scheduled ship date need to be improved, the Factory must be contacted 15 business days prior to the desired ship date. At that time, DARRAN will attempt to reschedule your order.

ORDER ACKNOWLEDGMENT

Upon credit approval your order will be acknowledged and identified by an order number. When making reference to your order, please use this order number. Your acknowledgment is a detailed description of our interpretation of your order, pricing, shipping information, and estimated delivery date.

If you have not received an Acknowledgment within 10 Days of order issue, contact Customer Service immediately. All Quick Ship order acknowledgments will be faxed upon request to speed processing. Please read your acknowledgment carefully for correctness and notify DARRAN immediately of any discrepancies. Failure to notify relieves DARRAN from error liability.

Order acknowledgment is the final agreement between DARRAN and the customer superseding all previous communications regarding the order. DARRAN will not be responsible for errors made on orders placed by phone without written confirmation.

SELLING INFORMATION

Possession of this price list does not in itself constitute the right to sell DARRAN products. DARRAN products are sold and distributed through authorized dealerships. Contact factory for a listing of local representatives and dealerships.

INVOICE TERMS

Standard terms are NET 30 days. Finance charges of 1-1/2% will be added to delinquent accounts after 45 Days and for each 30 Days thereafter until paid. Complaints involving newly received merchandise must be reported within 10 days from receipt to qualify for full invoice remittance suspension or term extension. **Otherwise only items in dispute can be suspended from payment of invoice within terms.**

WAREHOUSE/STORAGE

DARRAN will determine order warehousing approvals on a case by case basis. Orders that can be accommodated will be limited to a max of 30 days storage and must be invoiced at time of storage. Orders that exceed factory storage capacity will be transferred to local storage facilities subject to current storage rates and handling-transit charges. Storage charges must be paid prior to order release to shipping.

PRICING AND FREIGHT CHARGES

(GO TO INDEX)

PRICES AND ZONES

- All prices shown are suggested list prices with freight included where indicated.
- Freight inclusive Zones allow delivery to one qualified destination.
- Price orders according to destination state as per Zone chart below.
- **Orders less than 150 lbs. in Zone 1, 2, 3 will be assessed a surcharge of \$75 net per order. Zone 4 is \$100 net for shipments less than 200 lbs.**

CALL BEFORE DELIVERY REQUEST

DARRAN will arrange for carriers to call before delivery when requested.

FUEL SURCHARGES

Because of fuel cost instability and carrier's applied fuel surcharges, DARRAN reserves the right to pass these costs onto the Buyer. Surcharges will be added to the Order Acknowledgement as a separate line item notice after discount. This surcharge is Net and not subject to discounting. Buyer will have the option to change the order from prepaid ship cost to collect ship cost. Current fuel surcharges are posted at www.darran.com

CARRIER SELECTION

DARRAN selects and uses only carriers specialized in furniture transportation. Customer requested carriers can be authorized using Freight Excluded pricing with invoice add-on as described in *Prices and Zones*.

SPECIFIC DELIVERY TIMES

DARRAN will assist in coordinating a requested delivery time from a carrier. DARRAN makes no guarantees and accepts no responsibility for such services as DARRAN has no control over possible carrier hazards. To ensure specific time arrival, we recommend arranging single stop, designated load carriers. Less than trailer load (LTL) shipments cannot be coordinated for a guaranteed delivery time.

EXPRESS CARRIERS

When requested DARRAN will assist in locating special express carriers that may have short transit times. These services exceed our prepaid freight cost, therefore, pricing is limited to the Freight Excluded formula with special express charges added to invoice.



IMPORTANT NON-Qualified Destinations DARRAN Prepaid Freight Pricing does not include delivery to:

- Residential Areas
- Restricted Commercial Areas
- No Dock Locations
- Inside delivery/setup service

Orders having these situations can only be accepted less prepaid freight pricing and shipped collect per buyers instructions.

Orders received and installed without professional Furniture Installers voids all Warranty Coverage.

Zone 1 Fgt. Included

Alabama
District of Columbia
Georgia
Kentucky
Maryland
N. Carolina
S. Carolina
Tennessee
Virginia
W. Virginia

Zone 2 Fgt. Included

Arkansas
Connecticut
Delaware
Florida
Illinois
Indiana
Louisiana
Massachusetts
Michigan
Missouri
Mississippi
New Jersey
New York
Ohio
Pennsylvania
Rhode Island

Zone 3 Fgt. Included

Arizona
Colorado
Iowa
Kansas
Maine
Minnesota
Nebraska
N. Hampshire
N. Dakota
New Mexico
Oklahoma
S. Dakota
Texas
Utah
Vermont
Wisconsin

Zone 4 Fgt. Included

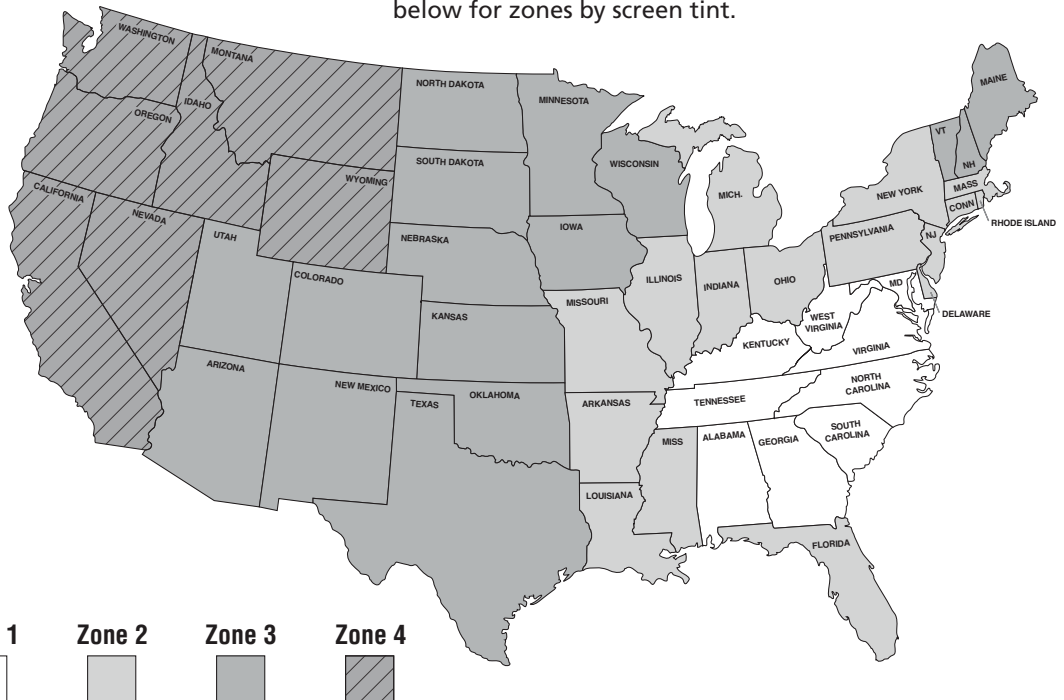
California
Idaho
Montana
Nevada
Oregon
Washington
Wyoming

Zone 4: Delivered Pricing

Use current Zone 3 prices, Plus (+) 8% Plus any current fuel surcharges.

Zone 4 Minimum Weight Charge: Orders less than 500lbs, will be assessed a surcharge of \$100 Net per shipment.

See map of United States below for zones by screen tint.



SEATING FABRIC PROGRAM

DARRAN has partnered with some of the most prestigious fabric suppliers of the office furniture industry to bring you quality fabrics that are engaging designs, environmentally friendly, and durable for years to come. The majority of fabrics we have graded-in are in heavy supply making it most likely available on our Quickship program, however, we cannot guarantee stock. If you do not see the fabric you wish to include in a project, please contact our Factory to see if this pattern can be graded-in at 800.334.7891.

DARRAN is pleased to showcase the fabrics of the below manufacturers in our graded-in program:

Momentum Textiles	800.366.6839	www.momentumtextiles.com
Maharam	800.645.3943	www.maharam.com
CFStinson	800.841.6279	www.cfstinson.com
Paul Brayton	800.882.4720	www.paulbraytondesigns.com
Knoll Textiles	866.565.5858	www.knolltextiles.com
DesignTex	800.797.4949	www.designtex.com
Mayer Fabrics	800.428.4415	www.mayerfabrics.com

Leathers:

Wollsdorf	336.884.5005	www.wollsdorf.com
Elmo Leather	732.549.5151	www.elmoleather.com

<u>UPHOLSTERY FABRIC</u>		<u>CRYPTON</u>		<u>VINYL</u>			
<u>Pattern</u>	<u>Grade</u>	<u>Pattern</u>	<u>Grade</u>	<u>Pattern</u>	<u>Grade</u>		
h Acacia	8	h Kayo	2	h Ardour	9	Agora	4
h Ace	2	h Kindle	7	h Brea	7	Beeline	3
h Amenity	8	h Knack	3	h Calabasas	9	Bravo	5
h Axis	2	h Marquee	5	h Caption	8	Canter	3
h Bandwidth	7	h Matter	7	h Catalogue	10	Carouse	8
h Basis	2	h Melodeon	10	h Crux	7	Cashmere	2
h Bento	8	h Mime	3	h Crypton Suede	5	Echo	6
h Bias	9	h Mod	7	h Delmonico	8	Foray	4
h Boom	3	h Moda	2	h Evoke	6	Glam	4
h Cachet	3	h Ohs	10	h Feliz	9	Icon	6
h Candid	4	h Origin	2	h Flektion	10	Identity	8
h Cienega	10	h Pause	5	h Flurry	6	Imprint	8
h Cinch	1	h Pearce	6	h Hermosa	8	Innuendo	8
h Context	2	h Perk	2	h Heyday	10	Lumiere	6
h Core	2	h Pinpoint	2	h Hub	8	Masque	8
h Crew	8	h Pivot	2	h Huntington	8	Max	5
h Delve	8	h Ratio	2	h Hyphen	7	Paragon	6
h Dive	7	h Realm	4	h Idyll	9	Periphery	8
h Dividend	9	h Relevant	6	h Infusion	8	Radiate	6
h Duo	9	h Russo	2	h Isla	6	Rebel	6
h Element	6	h Savant	4	h Jax	8	Rein	3
h Essentia	7	h Schema	4	h Jest	7	h Silica	10
h Exes	10	h Sector	2	h Jolt	5	Sublime	4
h Expo	2	h Sense	5	h Locale	8	Tact	5
h Flux	8	h Sequence	4	h Mantra	9		
h Form	3	h Solo	4	h Maxim	8		
h Fuse	2	h Solo2	4	h Mensa	10		
h Gauge	2	h Stance	3	h Mojo	9		
h Gesture	6	h Tangent	2	h Narration	9		
h Gusto	3	h Tate	1	h Niche	6		
h Hue	2	h Tek	5	h Premise	8		
h Idiom	9	h Theory	4	h Query	7		
h Impact	4	h Tone	5	h Recollection	10		
h Index	10	h Trek	2	h Redux	5		
h Inner Circle	10	h Valet	4	h Rio	7		
h Insight	2	h Vario	4	h Scoupe	8		
h Intermix	4	h Veer	8	h Scribe	5		
h Interval	2	h Venue	4	h Smart Suede	5		
h Jargon	2	h Vox	2	h Soma	9		
h Juncture	10	h X-Factor	7	h Spin	10		
				h Strada	10		
				h Sway	8		
				h Telegram	9		
				h Topanga	8		
				h Tribute	4		
				h Tweed	6		
				h Viva	6		
				h Zoom	6		

|mah|aram|

(800) 645-3943

www.maharam.com

<u>Pattern</u>	<u>Style</u>	<u>Grade</u>	<u>Pattern</u>	<u>Style</u>	<u>Grade</u>
☞ Abrash	465971	7	* Lariat	440401	5
☞ Across	465964	10	☞* Ledger	463770	5
☞ Akimbo	464770	8	☞ Magic by Kvadrat	465100	8
☞* Align	464080	8	☞ Marquee	463890	6
☞ Alloy	466064	7	☞ Meander	466050	10
☞ Along	465948	9	☞ Median	466044	10
☞* Alter	464880	6	☞* Medium	463490	5
☞ Amble	465907	7	☞ Merge	466081	9
☞ Arbor	464240	7	☞ Meridian	464710	8
* Article	458600	4	☞* Messenger	458640	4
☞ Assemblage	465927	7	☞ Metric	466014	4
☞* Before	464630	7	Micro	466099	5
☞* Beside	464020	8	☞* Milestone	403901	4
Bitmap	466066	7	☞ Minimal	466026	8
☞ Bop	460002	8	* Overlap	465924	6
* Bound	465320	6	☞ Panache	460660	9
☞ Box	464790	8	☞ Pennant	466094	10
☞* Bridge	465908	6	☞ Perception	462740	10
Cadence	466071	8	☞ Plait	466052	7
* Candid	463720	5	* Quick	465850	5
☞* Cartouche	465988	8	☞ Recollection	465968	8
☞ Certain	465949	8	☞ Remix by Kvadrat	465956	8
☞* Chance	464010	8	* Reverie	463740	4
☞ Chase	465942	8	☞ Rivet	462400	8
☞ Chenille Multi	466043	9	☞ Scout	405601	8
* Chime	465350	6	☞ Scout Crypton	465931	10
☞* Cinch	466002	5	☞ Scribe	466075	10
☞ Circuit	466089	9	☞ Scuba	464930	6
☞* Coincide	465808	6	☞ Setting	462520	7
☞ Comment	462120	8	Skate	462370	8
☞* Corner	464060	7	☞* Stack	465990	7
☞ Couple	466010	10	☞* Steady	465947	6
☞ Cover	465800	8	☞ Steady Crypton	465946	8
☞ Crush	464780	8	☞ Steelcut by Kvadrat	464470	9
☞* Current	464730	8	☞ Steelcut Trio by Kvadrat	465906	10
☞* Dart	464040	10	☞* Stroll	464740	7
☞ Dash	462720	7	☞ Sudden	463000	8
☞ Decode	464800	10	☞ Tack	466077	9
☞* Defer	464250	6	☞* Tally	465989	10
☞ Disperse	466017	9	☞ Tier	466051	9
☞* Ditto	465993	10	☞ Tonica by Kvadrat	460850	8
☞ Divina by Kvadrat	460730	10	☞ Tonus by Kvadrat	460800	9
☞ Divina Melange by Kvadrat	460830	10	☞ Topas by Kvadrat	460860	9
☞* Division	464540	6	☞ Tournesol	465970	10
☞ Double Check	462080	8	☞ Trait	464830	7
☞ Etch	466076	8	☞* Transfer	465934	7
☞ Exchange	466027	7	Transit	466069	10
Fathom	466013	6	☞ Treat	464510	10
* Flicker	463730	5	☞ Tremor	466045	8
☞ Flora by Kvadrat	460750	9	☞ Tundra by Kvadrat	460820	10
☞* Floret	464070	10	☞* Twice	465909	7
☞ Fluent	466074	6	☞ Twine	466009	8
☞ Fluent Crypton	466073	8	☞ Urban	466079	10
☞* Focus	465910	5	☞* Vary	465933	6
☞ Gradient	463880	5	☞* Venn	464360	10
☞ Hinge	465997	9	☞* Verse	464030	9
☞ Imprint	466030	6	☞ Wafer	465330	6
☞ Intertwine	460080	8	☞ Whirl	463800	7
☞ Jumble	466087	8	☞ Yanagi	459510	8
☞* Kernel	464050	7	☞ Zag	466028	9

* Denotes Quick Ship colors available; refer to www.maharam.com for specific colors

☞ Denotes Maharam - REI (Reduced Environmental Impact)



(800) 841-6279 www.cfstinson.com

<u>CRYPTON</u>				<u>VINYL</u>			
<u>Pattern</u>	<u>Grade</u>	<u>Pattern</u>	<u>Grade</u>	<u>Pattern</u>	<u>Grade</u>	<u>Pattern</u>	<u>Grade</u>
A New Leaf	9	h Modulation	5	Albacus	8	Tucson	5
h Adirondack	7	h Next Scene	7	All American	2	Twilight	3
Aloha	10	On the Money	6	Atmosphere	3	Vegas	3
h Amp	8	Panache	10	Avant	2	Walk the Line	9
h Arc	6	Paradise	8	Bistro	2	Whitney	6
h Balance Beam	7	Parapet	7	Bon Voyage	8	Ziggy	3
Bali	7	h Pathways	7	Budget Black	1	Zodiac	4
Beau Monde	9	Persuasion	5	Burkshire	3		
h Beeline	7	h Placid	8	Carlisle	3		
Beep Beep	9	Prestige	8	Casablanca	8		
h Block Party	8	h Raquette	8	Cassidy	3		
Bloom		Respite	8	Chamea / Chamea II	2		
Boutique	8	Reverie	10	Checkmate	3		
Bower	7	Rolling Stones	10	Chroma	4		
h Breeze	5	h Saranac	6	Cirque	4		
Calla	9	Seagrass	9	Classic Twill	3		
Carat	8	h Second Act	8	Colorguard	2		
Catwalk	7	Skyline	10	Dash	4		
Celeste	9	h Slide Rule	6	Dodgeball	7		
h Champlain	9	Snuggle	5	Duration / New Duration	3		
h Chi w/ Agion	10	h Spandrel	7	English Pub	3		
Chloe	7	Splash	7	Expressions	3		
Cinnamon Blossom	10	h Squire	5	Facet	4		
h Colden	8	h Stipple	4	Finite	5		
h Comeback	10	Straight and Narrow	8	Fizz	5		
h Compass	6	Sumatran Palm	9	Fleur	3		
h Couplet	8	h Sunburst	9	GeoMet	4		
Courtyard	9	Sweet Dreams	10	Grand Sierra	3		
Cozy	6	h Take Two	10	Kilkenny Tweed	3		
Cruisin'	10	Tiles Too!	8	Laredo	2		
Crush	7	h Tracing	5	Liquid	5		
Crypton Metro	4	Tree House	6	Matrix	4		
Crypton Suede	5	h Tweed	7	Moccasin	2		
Crypton Suede Too!	5	Twist	7	Natural World	8		
Curves Ahead	9	Veranda	5	Naugaleather	3		
h Daddy-O w/ Agion	10	Vermont	9	Naugasoft	2		
Dashboard	9	Vibe	6	Neochrome III	2		
Equinox	7	Vintage	9	Oakwood	3		
Estate Too!	8	Willow Talk	10	Oxford	3		
Fenestra	10			Patriot Plus II	3		
Firefly	10			Petals	7		
h Flight	10			Raffia	4		
Flip Flops	9			Rally	2		
Folio	9			Renaissance	3		
h Free Hand	6			Rialto	3		
Fun and Games	8			Rogue II	2		
Geodesic	8			Savoy	3		
Hands On	8			Scribe	4		
Horizons	10			Script	4		
Impulse	7			Shantung	3		
Indulgence	7			Simplicity	3		
Isabeau Too!	8			Sleek	4		
Isabella	9			Smile	8		
Jambi Stripe	8			Southampton	4		
Jasmine Screen	8			Sphere	5		
Jester	9			Spirit Millennium	2		
Kiawah	9			Stat-Con	7		
Labyrinth	9			Stratford	2		
Line Dance	6			Surfside	2		
Linus	6			Symphony Classic	3		
h Lucky Charm	9			Tendrill	4		
Match Point	6			Tessuto	3		
h Mingle	7			Trax	4		

<u>SEATING</u>	
<u>Pattern</u>	<u>Grade</u>
h About Face	7
h Ace	3
Arezzo	5
Blinker	5
Bryant Park	2
h Chauncey	4
Confetti	3
Echo	7
Elderberry	9
Enduro III	2
h Feelin' Groovy	5
Fender Bender	5
FronD	6
Glacier	3
h Halo	4
h Happy Hour	5
h Highwire	4
h Imperial	8
h Interplay	6
h Lantana	8
Lindley Park	3
Maywood	6
New Hempstead	3
h Pinwheel	5
Ramble	6
h Rear View	6
Seedling	5
h Serenity	8
h Squiggle	7
Static	6
Stencil	3
Take the Wheel	8
Thicket	3
h To the Point	5
Transcend	3
h Vision	3
Vroom Vroom	6

<u>ROBERT A.M. STERN</u>	
<u>THE TRACERY COLLECTION</u>	
<u>Pattern</u>	<u>Grade</u>
h Delphi	10
Mali	10

<u>PATTY MADDEN</u>	
<u>THE LUMINA COLLECTION</u>	
<u>Pattern</u>	<u>Grade</u>
Glimmer	7

h Denotes CF Stinson - REI (Reduced Environmental Impact)

(800) 882-4720 www.paulbraytondesigns.com**PERFORMANCE TEXTILES**

<u>Pattern</u>	<u>Grade</u>
Aruba	9
Barbados	9
Botanical	9
☞ Chelsea	8
☞ Coffee House	7
☞ Diddly	7
☞ Distinction	9
* Hampton	9
Imperial	9
Lamour	9
☞ Look Again	8
Martinique	9
☞ Monaco	9
☞ Nada	7
☞ Nix	7
☞ Orbit	9
☞ Oxford	7
Piccadilly	9
* Rhapsody	9
Sahara	9
☞ Savoy	7
☞ SoHo	8
* Somerfield	9
☞ Spice Market	7
St. Barts	9
Tea Leaves	9
☞ Tribeca	8
Westminster	9
☞ Willowbrook	7
Wimbledon	9
☞ Zilch	9
☞ Zip	9

ALMOST® FAUX LEATHER

<u>Name</u>	<u>Grade</u>
☞* Almost	9
☞* Almost Calf w/ HealthGard	9
☞ Almost Classic	9
☞ Almost Glazed	9
☞ Almost Glove	9
☞ Almost Matte	9
☞ Almost Nappa	9
☞ Almost Natural	9
☞ Almost Ostrich	9
☞* Almost Textura w/ HealthGard	9

ALMOST® INDOOR / OUTDOOR

<u>Name</u>	<u>Grade</u>
Almost Buffed	9
Almost Jungle	9
Almost Lustre	9
Almost Weave	9

CRYPTON TEXTILES

<u>Pattern</u>	<u>Grade</u>
* Angelica	8
☞ Brite Lites	9
Calypso	9
Celebration	9
☞ Fame	8
☞ Florence	7
☞ Fortune	9
☞ Fun	8
☞ Games	7
☞ High Wire	9
☞ Majic Stripe	9
☞ Modify	8
☞ Myrtle	7
☞ Neo Plaid	7
☞ Sicily	7
☞ Simplicity	7
☞ Solid Lines	7
Sorbet	7
☞* Sparklers	8
☞* Twirl	7
Wellington	8

*Denotes Quick Ship Fabrics

☞Denotes Paul Brayton - REI (Reduced Environmental Impact)

KnollTextiles (866) 565-5858 www.knolltextiles.com

<u>Fabric Name</u>	<u>Pattern#</u>	<u>Grade</u>	<u>Fabric Name</u>	<u>Pattern#</u>	<u>Grade</u>
☞ Abacus	K715	8	☞ Knoll Hopsack	K1206	6
☞ Alignment	K349	6	☞ Lore CR	HC1123	9
Atlas	K1236	9	Mariner	K642	7
Belize	K1165	8	☞ Mini Stitch	K1130	8
☞ Betwixt	K1074	8	☞ Monarch	K1149	5
Bifold CR	HC193	10	☞ Nonchalant CR	HC198	10
☞ Biota	K1297	10	Paradigm	K1101	10
☞ Bocce	K1255	5	Pogo	K1100	10
☞ Cat's Cradle	K1290	5	☞ Pony Up	K13237	10
Charm	K1049	9	Pop	K782	6
Chroma	K345	8	Posh	K1163	8
Close Knit	K201	10	☞ Prep	K1076	6
Common Ground	K448	7	Presto	K1000	4
Cotton Duck	K131	3	☞ Ricochet	K498	7
Cricket	HC1279	10	Rio	K1164	9
☞ Dovetail	K1150	9	☞ Sahara	HC1269	9
Dristi, backed	K872	8	Smart	K1268	8
☞ Earthwork	K1238	10	☞ Spark	K1075	6
☞ English Accent	K1027	10	Spectator	K1391	10
Entourage	K1389	8	☞ Spot On	K1324	10
☞ Fable CR	HC1122	10	☞ Spotlight	K772	9
☞ Fairway	HC1350	5	☞ Stacks	K528	5
Field Day	K124	10	☞ Swing	K479	10
Forza	K584	8	Transition, backed	K816	10
Fox Trot CR	HC777	10	Utmost	K1325	9
Grande	K180	9	Vibe	K1029	7
Gusto CR	HC759	10	Vinyl	K242	6
☞ Knoll Felt	K1207	8			

☞ Denotes Knoll Textiles - REI (Reduced Environmental Impact)

DESIGN
Tex

(800) 797-4949 www.designtex.com

Fabric Name	Pattern #	Grade	Fabric Name	Pattern #	Grade	Fabric Name	Pattern #	Grade
Artist's Canvas	2825	4	Faconne	2764	9	Room Service	2959	10
Acacia	2843	9	Faux Sure	2880	9	Rough & Ready	2016	10
Agapetos	2546	8	Figure Eight	2696	8	Round About	2593	7
Agave	2847	10	Fonte	2796	6	Sabara Plus	1908	10
Alaya	2678	10	Four Square	2394	10	Salon	2797	5
Alemany	3265	9	Friendly Faux	2008	9	Salvage	2867	8
Alistair	2992	8	Fronp Pique	2687	8	Sam	2459	9
Allure	2756	7	Gabrielle	2759	7	Sandpiper	2893	4
Amaranth	2855	9	Galaxy	2830	9	See Saw	2824	10
Amuse	2767	10	Glossy	H237	9	Seed	2839	8
Annex	3272	7	Go Fish	2395	8	Senna	2848	10
Aphelion	2831	9	Sequenebt	2735	5	Sequence	2742	9
Appleseed	2682	8	Halos	2899	8	Shag	3286	8
Argyle Socks	2758	8	Hide And Seek	2713	10	Skylark	2732	6
Arlington	2724	10	Hoxton	2725	10	Slick	2697	8
Astrid	2747	7	Hula Hoop	3297	10	Sock Hop	3298	9
Aware	2854	5	Incognito	2378	6	Soda Pop	2868	9
Barnsbury	2726	10	Incognito Pearl	2379	6	Solar	2835	10
Basket Weaver	3296	8	Inside Edge	2695	8	Solstice	2836	9
Belenos	2496	10	Insight Plus	2549	10	Sonic Plus	2373	10
Bliss	2770	10	Introvert	2879	7	Soothe	2769	10
Bonnington	2723	10	Jungle Gym	2367	10	Souvenir	H243	8
Bossa Nova	2655	10	Kabuki	2794	8	Square	2788	9
Bottle Bank	2869	8	Kalahari	2486	8	Stacks	2658	10
Bounce	2752	8	Kenaf	2859	9	Standard Vinyl	5812	4
Bow Line	2592	7	Kensho Multi	2849	10	Sunbeam	2834	8
Brasserie	2793	6	Klange	2741	9	Sunday Shoes	2766	8
Breena	2675	6	Komposition	2745	8	Surface	2787	9
Brooch	2762	8	Lagoon	5d101	7	Sustain	2851	6
Cafe	2789	6	Lalique	2560	10	Swing Set	2421	10
Caillou	2778	7	Laureate	2774	9	Synchronize	2876	7
Calm	2768	10	Leafette	2677	6	Tailored Stripe	2763	5
Cascadia	2733	6	Lexicon	2753	10	Tangent	2875	8
Cassava	2838	9	Line Item	2659	10	Tartan	2994	10
Cece Diamond	2757	7	Lotus Moon	2670	10	Tea Tree	2737	8
Chicory	2993	10	Menswear	2761	8	Teddy	H236	7
Clignancourt	3273	8	Meridian	2833	9	Terrain	2846	9
Closed Loop	2550	7	Meta Minor	2685	9	Terrasse	2795	6
Clovis	2727	10	Metta	2681	4	Thermo	2872	9
Conservation	2862	6	Montezuma	2475	6	Ticker Tape	2864	6
Converge	2873	8	Moonbeam	2828	8	Tinos	2548	10
Copa	2641	8	Odeon	2779	9	Token	2598	10
Cord	2594	7	Omar	2865	7	Topiary	2897	6
Corolle	2790	6	Parallele	2996	10	Transpose	2874	8
Coupe	H245	10	Pattino	2731	10	Trocadero	3271	10
Crossover	2683	7	Perles	2798	6	Tumbleweed	2845	9
Crossroads	2895	5	Portier	2792	6	Tunic	H228	10
Dahlia	2995	10	Portobello Road	3277	6	Tupi	2719	9
Details	2660	9	Prism	2694	6	Twill	H227	10
Dobby Dot	2722	5	Protect	2852	6	Union Square	3274	7
Dodge Ball	2391	10	Pueblo	2844	10	V	2957	7
Dodge Ball Too	2366	10	Radiate	2832	8	Valet	2791	6
Dot To Dot	2691	10	Razor Stripe	2857	9	Vibe	2377	8
Double Dutch	2392	10	React	2861	6	View	H247	10
Drawing Straws	2393	8	Recess	2358	10	Vlad Lad	2686	9
Drive-In	3299	9	Reclaim	2856	8	Woodland	2896	6
Ducky	H235	6	Reef	2894	5	Woven Clutch	2765	7
Dwell	2850	8	Restore	2853	7	Wren	2889	4
Eco Village	2870	9	Rice	2858	9	Yucatan	2426	6
Epiphany	2734	7	Rivergrass	2690	8	Zocalo	2692	10
Eureka Too	2113	6	Rocket	2693	5			

☞ Denotes Designtex - REI (Reduced Environmental Impact)



(800) 428-4415 www.mayerfabrics.com

FABRIC	Grade
Pattern	
Abacus {R60+}	5
Acanthus	3
Agora	5
Alcazar	4
Amulet	2
Amulet plus DuraBlock™*	3
Arcade	4
Artistry	2
Ascension	8
Astro	3
Axis	4
Banner	2
Bar None	5
Bella	5
Broadway	3
Bungalow	6
Burst [RPC]	4
Canvas	5
Catalyst	3
Cavalier	2
Charade [RPC]	6
Classic Velvet	4
Component	3
Cross Check	2
Dapper	2
Daydream	4
Destiny	2
Destiny plus DuraBlock™*	3
Duraweave® 10	1
Ecosphere [RPI]	5
Element [RPI]	3
Equation [RPI]	3
Equinox (AF)	4
Erode	8
Esprit [RPI]	4
Europa [RPI]	4
Facets	6
Factor [RPI]	3
Fantasy	7
Figure Eight [RPI]	2
Flock	9
Flourish	3
Flower Power	3
Forte	1
Foundation 10 [RPC]	2
Genesis	2
Genesis plus DuraBlock™*	3
Glee	3
Hoopla [RPI]	3
Icon (FR)	5
Impulse [RPI]	3
In The Groove {R60+}	4
Jenga [RPC]	4
Jubilee	2
Juncture	10
Kaleidoscope (FR)	6
Karma [RPC]	6
Kismet [RPC]	5
Locomotion [RPI]	3
Lunar [RPI]	3

Madras	3
Marquise {R60+}	3
Marrakesh	7
Marvel [RPC]	6
Maze {R60+}	5
Mirage	4
Moonscape [RPI]	3
Mosaic	2
Mosaic plus DuraBlock™*	3
Mum	2
Mum plus DuraBlock™*	3
Myriad [81% RPI, 19% RPC]	5
Mystic [RPI]	3
Nylon-Stat ESD	6
Orbit [RPI]	4
Paramount	3
Pinnacle	4
Portal [RPC]	4
Pulse	7
Quattro	1
Rapport	3
Reiki [RPC]	6
Relic	7
Revival	3
Ritz	3
Scrimmage Line	4
Script (FR)	5
Sequel	1
Shantung [RPI]	3
Sojourn	2
Sojourn plus DuraBlock™*	3
Solid Ground	5
Source	2
Source plus DuraBlock™*	3
Spacer Mesh	2
Spotlight	6
Sprint (FR)	5
Structure	3
Sunset Strip	3
Synapse	7
Tendrill	2
Tendrill plus DuraBlock™*	3
Twister [RPC]	4
Ultima	4
Valor	2
Valor plus DuraBlock™*	3
Venue [RPI]	3
Vibrant	4
Virtually Suede	4
Zanzibar	6

ALEXANDER JULIAN COLLECTION	
Pattern	Grade
Almost Argyle	9
Button Down	8
Cravat	9
Herringbone	7
Necktie Stripe	6
Perfectly Paisley	9
Play on Plaid	9

VINYL	Grade
Pattern	
All Seasons FR	2
All Use FR	2
Athens FR	4
Blocks	2
Chaps FR	3
Crystals	5
Curlicue	3
Dakota	3
Dublin Tweed FR	4
Gala (S)	4
Guardian (N)	3
Heather FR	3
Jamestown	2
Key Largo	2
Linen	2
Madrid SP Black	1
Microdot	3
Oxen SP Black	1
Peerless	3
Pinehurst	3
Prado	3
Punch (N)	3
Sierra SP Black	1
Silk Screen	3
Silverweave	4
Skate	5
Spirograph	5
Tiles	3
Toss Up	3
Tributary	3
Tussah	3
Uptown	3
Vinyl Stat ESD	5
Wallaby SP Black	1
Webescape	5
Willow	2

FAUX	Grade
Pattern	
Antique	3
Caressa FR	3
Caressa Suede	3
Cayman	6
Chaps FR	3
Cork	6
Durango	2
Emu	2
Florentino	2
Glimmer	5
Hombre	5
Jekyll & Hyde	3
Kobe	2
Komodo	3
Laredo	5
Makore	6
Maverick	2
Melody	5
Milano	4
Outback	3
Patent	6
Phoenix	3
Quark	6
Santa Ana	3
Shimmer	6

*Denotes fabrics that include DuraBlock™. DuraBlock is an additional performance technology that laminates a durable liquid barrier to a textile treated with Nano-Tex®.

(336) 884-5005 www.wollsdorf.com/usa(732) 549-5151 www.elmoleather.com

Mammut	Grade: L1
Color#	Description
251938	Saddle
253272	Chestnut
250508	Rubin
250512	Blue
251739	Lapidary Green
253131	Tan
250504	Dark Brown
250509	Bordeaux
251939	Blueberry
252155	Evergreen
251827	Parchment
250510	Dark Red
251828	Burgundy
252127	Royal
251937	Hunter Green
252197	Fawn
251828	Burgundy
252127	Royal
251937	Hunter Green
252197	Fawn
253421	Espresso
250518	Quartz
250517	Light Grey
250516	Moose
250503	Hopfen
250519	Pewter
252005	Flint
252004	Charcoal
250515	Green
251743	Oyster
253101	Doe
253132	Bone
251738	White
252043	Bright White
251792	Ivory
250599	Black

Elmosoft (7702)	Grade: L2
Color #	Description
77127	Rasin Blue
97038	Dark Blue Sky
99999	Ebony
01061	Flax
11049	Aspen Gray
77158	Mineral Blue
01003	Old Taupe
35126	Claret
57349	Royal Plum
93129	Espresso
55148	Rosewood Red
93068	Dark Brown
02020	Sand
33001	Rustica
00100	White Light
01037	Birch White
00109	Snow White
12074	Vintage Gold
12080	Barley
13072	Oatmeal
13041	Fig
13053	Coffee
13060	Lilac Smoke
13078	New Taupe
13064	Cracked Slate
17027	Denim Blue
07068	Light Blue

Elmorustical (2502)	Grade: L3
Color #	Description
99991	Ebony
97054	Blue Coal
33286	Rust
43632	Café Ole
12011	Stonington
93287	Charbrown
22679	Sheepskin
91068	Antique Pewter
77073	Mountain Lake Blue
11075	Antique Silver
02067	Craft White

Elmonordic (3301)	Grade: L3
Color #	Description
00385	Paper White
99008	Ebony
11386	Slate Gray
93009	Chocolate
12406	Light Taupe
43404	Cayenne
02773	Vanilla Bean
00105	Snow White
01038	Putty
11039	Violet Smoke
13040	Lilac Gray

FLAMMABILITY CODES AND COMPLIANCE

[\(GO TO INDEX\)](#)

CAL117

All DARRAN seating products conform to California Technical Bulletin 117 as a minimum standard.

CAL133

To meet the California Technical Bulletin 133 flammability regulation, a combination of proper materials must be used to pass, as it tests the fire resistance of a finished product. Flame resistant fabric, a fire blocker material and special foam must be used to pass CAL133 fire codes. Testing is available for all seating products with the following fees and considerations:

- * If laboratory certification is not required, any style can be manufactured to comply with California Technical Bulletin 133 for \$75 list per yard required. (Customer's Own Materials must factor in additional yardage requirements based on repeat.)
- * The purchase order must clearly indicate the requirement of California Technical Bulletin 133.
- * If laboratory California Technical Bulletin 133 certification is required, the cost of testing a chair is \$820 NET, plus the cost of the chair and covering material.
- * An additional lead time of 4 to 6 weeks is required for testing for CAL133.
- * Once testing is completed, we will provide a certification letter specific to the sample tested for CAL133.
- * DARRAN's manufacturing procedures for California TB 133 compliance are based on the testing of representative styles with specific fabrics. Please contact Customer Service for an updated list of tested models.
- * A copy of test certification is available upon request.

COMBINATION FABRICS

DARRAN is pleased to offer customers the design freedom of combination fabrics. When using fabric, vinyl or leather combinations, pricing will be as follows:

- When combining two materials of the same grade, pricing will be specified grade + 5%.
- If combining two materials of different grades or leather/fabric combination, use the highest grade/price + 5%.
- If using COM or COL, pricing will be COM or COL + 5%. If both COM + COL are used in combination, use COL + 5%.

[Click Here For Combination
Fabric Ordering Guide](#)

COM/COL ORDERING AND YARDAGE REQUIREMENTS

C.O.M. Ordering Instructions

Please complete the COM Submission Form prior to ordering the fabric from the supplier. All COM fabrics must be approved prior to order submission. Please refer to our website or contact DARRAN Seating Customer Service for an updated list of preapproved COM fabrics. Fabrics will be cut and applied according to the pattern at the discretion of DARRAN unless otherwise specified on the purchase order or COM submission form. COM orders will be scheduled for production after receipt of the material. Packages must be clearly marked and the fabric must be first quality, continuous yardage.

C.O.M. Yardage Requirements

The yardage requirements stated in this price list for each style are calculated using 54" wide, non-directional fabrics. For fabrics with a different width or for patterns with repeats, please refer to the below chart to calculate the additional percent of fabric required:

<u>Fabric Width</u>	<u>Plain Fabric</u>	<u>2"-14" Repeat</u>	<u>15"-19" Repeat</u>	<u>20"-27" Repeat</u>	<u>28"-36" Repeat</u>
54"	0	15%	20%	25%	30%
53"	6%	19%	24%	28%	36%
52"	13%	23%	28%	33%	38%
51"	19%	26%	31%	36%	41%
50"	25%	30%	35%	40%	45%
49"	30%	35%	40%	45%	50%
48"	35%	40%	45%	50%	55%
47"	45%	50%	55%	58%	65%

Customer's Own Leather Requirements For C.O.L.

DARRAN bases COL requirements on average hide size of 50-55 square feet. Requirements included in the price list are based on usable footage. It is recommended that only high grade leathers be used and note that defects per hide may result in additional square footage requirements. Due to variation in thickness of leather, please submit a swatch to Customer Service for approval. Approval of leather does not constitute responsibility of DARRAN or affect Warranty of DARRAN for appearance or durability. COL requirements on lounge pieces are noted within each lounge series.

NOTE: Prior To Completion Of This Form, Please Refer To Our Graded In Materials Program For Preapproved Fabrics/Leathers.

Please complete this form, attach a 6"x 6" sample and mail to the following:


DAR•RAN Furniture Industries
2402 Shore Street, High Point, NC 27263
ATTN: Seating Division
TAG: Purchase Order Number

Note: This form can be
downloaded from our website:
www.darran.com


Purchase Order#: _____ Chair Style#: _____
Dealer's Name: _____ Material Manufacturer: _____
Contact: _____ Pattern Name: _____
Address: _____ Pattern Color: _____
Telephone: _____ Content: _____
E-mail: _____ Repeat: _____

Please specify any special requirements and check the application below:

COM Only:



Railroad



Up The Roll

Actual Fabric / Leather Samples needed instead of digital images.
If digital images are sent in lieu of samples, DAR•RAN will only
verify the pattern and will not take responsibility for color
variances that cannot be verified due to printing restrictions.

NOTE: In the absence of application instructions, DAR•RAN will apply the fabric in the best manner and cannot be held responsible for tailoring or application objections after upholstering.

Unless otherwise instructed on the purchase order, excess COM materials will be recycled at the discretion of DAR•RAN after six months of the original product ship date.

NOTE: The COM approval solely pertains to the application of the fabric onto the specified DAR•RAN seating product. DAR•RAN's approval or acceptance does not constitute any responsibility or warranty to the overall appearance, durability, flammability, defects, dye lot variations or colorfastness of the COM. It is the customer's responsibility to ensure the COM meets CAL 117 compliance and are first quality continuous goods.

**ATTACH 6" x 6"
FABRIC/LEATHER
SAMPLE HERE**

TABLE & TABLET SURFACE OPTIONS (FILMORE COLLECTION ONLY)

[\(GO TO INDEX\)](#)

Please specify veneer or laminate codes below on all Filmore tablet options and Filmore table surfaces.

STANDARD FINISH CODES

OFFICE PARK FINISHES

WALNUT FINISHES

CONGRESS WALNUT	WCW
HERITAGE WALNUT	WHW
GUNSTOCK WALNUT	WGW

MAPLE FINISHES

CLEAR MAPLE	WCM
WHEAT MAPLE	WWM

EBONY FINISH

EBONY	WEB
-------	-----

CHERRY FINISHES

CRIMSON CHERRY	WIC
CARAMEL CHERRY	WRC
AMBER CHERRY	WAC
BOURBON CHERRY	WBC
KOKO CHERRY	WOC

DESIGN-BUILD FINISHES

WALNUT FINISHES

NATURAL WALNUT	WNW
JUDICIAL WALNUT	WJW
EXECUTIVE WALNUT	WEW
SENATE WALNUT	WSW
LIGHT WALNUT	WLW

MAPLE FINISHES

CLEAR MAPLE	WCM
WHEAT MAPLE	WWM

OAK FINISHES

WHEAT OAK	WWO
TOAST OAK	WTO
MOCHA OAK	WMO
BLUSH OAK	WBO

EBONY FINISH

EBONY	WEB
-------	-----

CHERRY FINISHES

CLEAR CHERRY	WCC
NATURAL CHERRY	WNC
SCOTCH CHERRY	WSC
MEDIUM CHERRY	WMC
KOKO CHERRY	WKC

STANDARD LAMINATE CODES (FILMORE COLLECTION ONLY)

OFFICE PARK HPL LAMINATES

WALNUT

CONGRESS WALNUT	GCW
HERITAGE WALNUT	GHW
GUNSTOCK WALNUT	GGW

MAPLE

CLEAR MAPLE	GCM
WHEAT MAPLE	GWM

EBONY

EBONY LAMINATE	GEB
----------------	-----

CHERRY

CRIMSON CHERRY	GIC
AMBER CHERRY	GAC
BOURBON CHERRY	GBC
KOKO CHERRY	GOC

DESIGN-BUILD HPL LAMINATES

WALNUT

EXECUTIVE WALNUT	GEW
LIGHT WALNUT	GLW
NATURAL WALNUT	GNW

MAPLE

CLEAR MAPLE	GCM
WHEAT MAPLE	GWM

EBONY

EBONY LAMINATE	GEB
----------------	-----

CHERRY

SCOTCH CHERRY	GSC
MEDIUM CHERRY	GMC
KOKO CHERRY	GKC

CUSTOM FINISHES

DARRAN charges \$150 Net for custom finish matches. Custom wood finish requests should be indicated clearly on the purchase order. A 6" x 6" sample must be sent to the following address for approval and pricing:

DARRAN Furniture Industries
2402 Shore Street
High Point, NC 27263
ATTN: Seating Division

Upon DARRAN custom matching the finish, we will send a sample to the customer for written approval of the DARRAN submitted match. The customer must return written approval of the custom finish sample to the factory prior to their order being placed into production. While every attempt will be made to match custom finish requests as closely as possible, DARRAN will not accept responsibility for finish variations due to natural wood graining, texture and wood species.



DARRAN's Guest Seating Collections enable specification versatility with contemporary, transitional, traditional and armless designs. Multiple back options and designer accents enable unique appeal and coordination with DARRAN casegood collections. Seating is now MAS Certified Green, assisting with LEED Credits 4.5.



Compliant with ANSI/BIFMA X7.1
Low VOC Emissions
Eligible for LEED Commercial Interiors Credit 4.5
Eligible for CHPS LEED Schools Standard



Made In USA

MAXTON GUEST CHAIR WITH STRAIGHT ARMS

(GO TO INDEX)

Width = 23-1/4"
Depth = 23"
Height = 32"
Seat Width = 21"
Seat Depth = 20"
Seat Height = 18"
Arm Height = 25-1/4"
Cartoned Weight = 25 lbs.



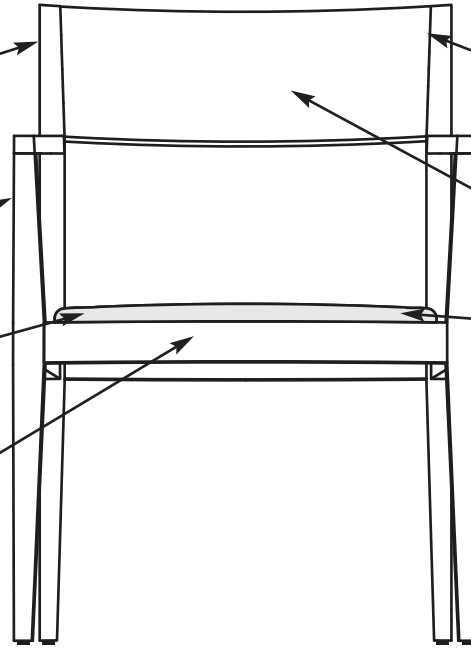
Compliant with ANSI/BIFMA X7.1
 Low VOC Emissions
 Eligible for LEED Commercial Interiors Credit 4.5
 Eligible for CHPS LEED Schools Standard

Frame is constructed of kiln-dried European beech, PEFC Certified sustainable yield, perpetuating premium quality and durability.

Sleek, modern design characterizes the dramatic tapering arms and legs posts which accent designer back options.

Seat cushions are made of high resiliency foam with proper density to give comfort and support.

Seat rails are reinforced with tenon and groove corner blocks and cleats attached with glue and wood screws.



Enhancing veinline detail at the back panel to further showcase American craftsmanship and prevent finish cracking.

Two panel back to enhance durability in the back and to prevent finish cracking.

Increased seat width to allow added comfort and increased application.

Non-adjustable nylon glides are 7/8" in diameter.

Variety of textiles and back options offer customers flexibility in design and consistency within each office setting.

DESIGNED BY:



Open Wooden Back



Half Upholstered Back



Fully Upholstered Back



Horizontal Single-Slat Back



Horizontal Multi-Slat Back

Joints are securely fastened with mortise and tenon joinery or double doweled construction to ensure long-term use.

Seat suspension is constructed of 3/4" thick top quality Baltic Birch plywood that is machined to form an open perimeter of rounded inside edges to reduce strain on the seat suspension. A single piece of sheet webbing reduces stress on the foam and supports the foam across the entire opening of the seat pan, thus preventing foam cutting that can occur with straps.

Seat assembly is attached within finger grooved corner blocks and further secured by wood cleats, providing a vast superior means of stability in the chair.

Finish composed of catalyzed varnish, featuring high solid consistency to provide extremely high durability while maintaining very low VOC exposure. Available in all DARRAN casegoods finishes.

Complete domestic production from frame through upholstery, controlled by one manufacturing facility. Less stress/damage to chair parts normally caused by overseas transit. Providing consistent, reliable quality standards at a quick response to shorter lead times.

MAXTON SEATING

(GO TO INDEX)


Specify The Following On Your Order:

- Style Number
- Finish (All DARRAN Finishes Available)
- Fabric

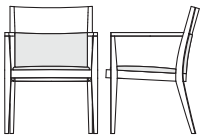


QS - Maxton Guest Seating Is Available On Quickship

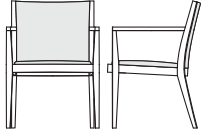
MAXTON OPEN WOODEN BACK (1.75 Yards Required For COM)
Solid Hardwood Frame • Seat Webbing • Wooden Back • Open Arms • Upholstered Seat

Style Number	GRADE	COM	1	2	3	4	5	6	7	8	9	10
 EMX-2332-OWB03	Zone 1	845	865	890	915	940	965	990	1015	1040	1065	1090
	Zone 2	855	875	900	925	950	975	1000	1025	1050	1075	1100
	Zone 3	896	916	941	966	991	1016	1041	1066	1091	1116	1141
	Zone 4	973	993	1018	1043	1068	1093	1118	1143	1168	1193	1218


MAXTON HALF UPHOLSTERED BACK (1.25 Yards Required For COM)
Solid Hardwood Frame • Seat Webbing • Wooden Back • Open Arms • Upholstered Seat

Style Number	GRADE	COM	1	2	3	4	5	6	7	8	9	10
 EMX-2332-HUB05	Zone 1	901	926	956	986	1016	1046	1076	1106	1136	1166	1196
	Zone 2	912	937	967	997	1027	1057	1087	1117	1147	1177	1207
	Zone 3	948	973	1003	1033	1063	1093	1123	1153	1183	1213	1243
	Zone 4	1030	1055	1085	1115	1145	1175	1205	1235	1265	1295	1325

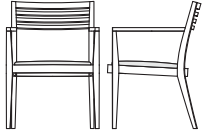
MAXTON FULLY UPHOLSTERED BACK (1.75 Yards Required For COM)
Solid Hardwood Frame • Seat Webbing • Open Arms • Upholstered Back • Upholstered Seat

Style Number	GRADE	COM	1	2	3	4	5	6	7	8	9	10
 EMX-2332-FUB07	Zone 1	912	947	977	1007	1037	1067	1097	1127	1157	1187	1217
	Zone 2	922	957	987	1017	1047	1077	1107	1137	1167	1197	1227
	Zone 3	958	993	1023	1053	1083	1113	1143	1173	1203	1233	1263
	Zone 4	1045	1080	1110	1140	1170	1200	1230	1260	1290	1320	1350

MAXTON HORIZONTAL SINGLE-SLAT BACK (.75 Yards Required For COM)
Solid Hardwood Frame • Seat Webbing • Open Arms • Upholstered Seat

Style Number	GRADE	COM	1	2	3	4	5	6	7	8	9	10
 EMX-2332-SSB09	Zone 1	865	885	910	935	960	985	1010	1035	1060	1085	1110
	Zone 2	876	896	921	946	971	996	1021	1046	1071	1096	1121
	Zone 3	912	932	957	982	1007	1032	1057	1082	1107	1132	1157
	Zone 4	994	1014	1039	1064	1089	1114	1139	1164	1189	1214	1239

MAXTON HORIZONTAL MULTI-SLAT BACK (.75 Yards Required For COM)
Solid Hardwood Frame • Seat Webbing • Wooden Back • Open Arms • Upholstered Seat

Style Number	GRADE	COM	1	2	3	4	5	6	7	8	9	10
 EMX-2332-MSB11	Zone 1	876	896	921	946	971	996	1021	1046	1071	1096	1121
	Zone 2	886	906	931	956	981	1006	1031	1056	1081	1106	1131
	Zone 3	922	942	967	992	1017	1042	1067	1092	1117	1142	1167
	Zone 4	1004	1024	1049	1074	1099	1124	1149	1174	1199	1224	1249

MAXTON SEATING

(GO TO INDEX)

Specify The Following On Your Order:

- Style Number
- Finish (All DARRAN Finishes Available)
- Fabric



QS - Maxton Guest Seating Is Available On Quickship

MAXTON FULLY UPH. BACK / ARMS		(2 Yards Required For COM) Solid Hardwood Frame • Seat Webbing • Wooden Back • Upholstered Inside Arms • Upholstered Seat										
Style Number	GRADE	COM	1	2	3	4	5	6	7	8	9	10
	Zone 1	1118	1163	1193	1223	1253	1283	1313	1343	1373	1403	1433
	Zone 2	1128	1173	1203	1233	1263	1293	1323	1353	1383	1413	1443
	Zone 3	1174	1219	1249	1279	1309	1339	1369	1399	1429	1459	1489
	Zone 4	1257	1302	1332	1362	1392	1422	1452	1482	1512	1542	1572

MONROE GUEST CHAIR WITH CURVED ARMS

[\(GO TO INDEX\)](#)

Width = 23-1/4"
Depth = 23"
Height = 32"
Seat Width = 20-3/4"
Seat Depth = 20"
Seat Height = 18"
Arm Height = 25-1/4"
Cartoned Weight = 25 lbs.



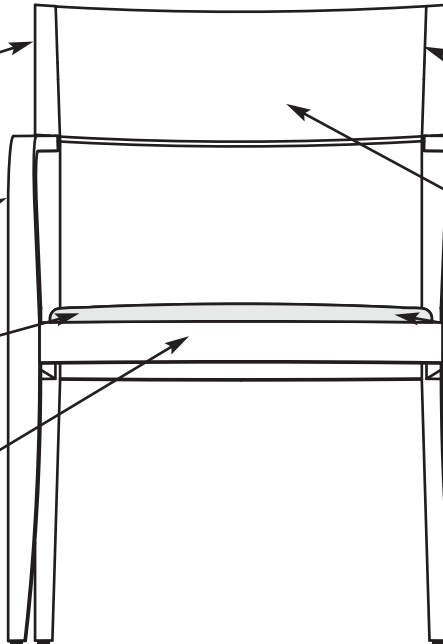
Compliant with ANSI/BIFMA X7.1
 Low VOC Emissions
 Eligible for LEED Commercial Interiors Credit 4.5
 Eligible for CHPS LEED Schools Standard

Frame is constructed of kiln-dried European beech, PEFC Certified sustainable yield, perpetuating premium quality and durability.

Sleek, modern design characterizes the simple curved arm design that compliments either a contemporary or transitional setting.

Seat cushions are made of high resiliency foam with proper density to give comfort and support.

Seat rails are reinforced with tenon and groove corner blocks and cleats attached with glue and wood screws.



Enhancing veinline detail at the back panel to further showcase American craftsmanship and prevent finish cracking.

Two panel back to enhance durability in the back and to prevent finish cracking.

Increased seat width to allow added comfort and increased application.

Non-adjustable nylon glides are 7/8" in diameter.

Variety of textiles and back options offer customers flexibility in design and consistency within each office setting.

DESIGNED BY:



Open Wooden Back



Half Upholstered Back



Fully Upholstered Back



Horizontal Single-Slat Back



Horizontal Multi-Slat Back

Joints are securely fastened with mortise and tenon joinery or double doweled construction to ensure long-term use.

Seat suspension is constructed of 3/4" thick top quality Baltic Birch plywood that is machined to form an open perimeter of rounded inside edges to reduce strain on the seat suspension. A single piece of sheet webbing reduces stress on the foam and supports the foam across the entire opening of the seat pan, thus preventing foam cutting that can occur with straps.

Seat assembly is attached within finger grooved corner blocks and further secured by wood cleats, providing a vast superior means of stability in the chair.

Finish composed of catalyzed varnish, featuring high solid consistency to provide extremely high durability while maintaining very low VOC exposure. Available in all DARRAN casegoods finishes.

Complete domestic production from frame through upholstery, controlled by one manufacturing facility. Less stress/damage to chair parts normally caused by overseas transit. Providing consistent, reliable quality standards at a quick response to shorter lead times.

MONROE SEATING

(GO TO INDEX)

Specify The Following On Your Order:

- Style Number
- Finish (All DARRAN Finishes Available)
- Fabric



QS - Monroe Guest Seating Is Available On Quickship

MONROE OPEN WOODEN BACK (1.75 Yards Required For COM)
Solid Hardwood Frame • Seat Webbing • Wooden Back • Open Arms • Upholstered Seat

Style Number	GRADE	COM	1	2	3	4	5	6	7	8	9	10	
	EMN-2332-OWB02	Zone 1	891	911	936	961	986	1011	1036	1061	1086	1111	1136
	Zone 2	901	921	946	971	996	1021	1046	1071	1096	1121	1146	
	Zone 3	937	957	982	1007	1032	1057	1082	1107	1132	1157	1182	
	Zone 4	1020	1040	1065	1090	1115	1140	1165	1190	1215	1240	1265	

MONROE HALF UPHOLSTERED BACK (1.25 Yards Required For COM)
Solid Hardwood Frame • Seat Webbing • Wooden Back • Open Arms • Upholstered Seat

Style Number	GRADE	COM	1	2	3	4	5	6	7	8	9	10	
	EMN-2332-HUB04	Zone 1	932	957	987	1017	1047	1077	1107	1137	1167	1197	1227
	Zone 2	942	967	997	1027	1057	1087	1117	1147	1177	1207	1237	
	Zone 3	984	1009	1039	1069	1099	1129	1159	1189	1219	1249	1279	
	Zone 4	1066	1091	1121	1151	1181	1211	1241	1271	1301	1331	1361	

MONROE FULLY UPHOLSTERED BACK (1.75 Yards Required For COM)
Solid Hardwood Frame • Seat Webbing • Open Arms • Upholstered Back • Upholstered Seat

Style Number	GRADE	COM	1	2	3	4	5	6	7	8	9	10	
	EMN-2332-FUB06	Zone 1	942	977	1007	1037	1067	1097	1127	1157	1187	1217	1247
	Zone 2	953	988	1018	1048	1078	1108	1138	1168	1198	1228	1258	
	Zone 3	994	1029	1059	1089	1119	1149	1179	1209	1239	1269	1299	
	Zone 4	1082	1117	1147	1177	1207	1237	1267	1297	1327	1357	1387	

MONROE HORIZONTAL SINGLE-SLAT BACK (.75 Yards Required For COM)
Solid Hardwood Frame • Seat Webbing • Open Arms • Upholstered Seat

Style Number	GRADE	COM	1	2	3	4	5	6	7	8	9	10	
	EMN-2332-SSB08	Zone 1	901	921	946	971	996	1021	1046	1071	1096	1121	1146
	Zone 2	912	932	957	982	1007	1032	1057	1082	1107	1132	1157	
	Zone 3	948	968	993	1018	1043	1068	1093	1118	1143	1168	1193	
	Zone 4	1030	1050	1075	1100	1125	1150	1175	1200	1225	1250	1275	

MONROE HORIZONTAL MULTI-SLAT BACK (.75 Yards Required For COM)
Solid Hardwood Frame • Seat Webbing • Wooden Back • Open Arms • Upholstered Seat

Style Number	GRADE	COM	1	2	3	4	5	6	7	8	9	10	
	EMN-2332-MSB10	Zone 1	912	932	957	982	1007	1032	1057	1082	1107	1132	1157
	Zone 2	922	942	967	992	1017	1042	1067	1092	1117	1142	1167	
	Zone 3	958	978	1003	1028	1053	1078	1103	1128	1153	1178	1203	
	Zone 4	1040	1060	1085	1110	1135	1160	1185	1210	1235	1260	1285	

MARION GUEST CHAIR WITH TRANSITIONAL ARMS

(GO TO INDEX)

Width = 24-7/16"
Depth = 23-7/16"
Height = 33-5/16"
Seat Width = 22-5/8"
Seat Depth = 20-7/32"
Seat Height = 18-1/2"
Arm Height = 25-11/32"
Cartoned Weight = 25 lbs.




Compliant with ANSI/BIFMA X7.1
 Low VOC Emissions
 Eligible for LEED Commercial Interiors Credit 4.5
 Eligible for CHPS LEED Schools Standard

Frame is constructed of kiln-dried European beech, PEFC Certified sustainable yield, perpetuating premium quality and durability.

Transitional frame design featuring elegant details from the top armrest support down to the dramatic tapering arm and leg posts.

Seat cushions are made of high resiliency foam with proper density to give comfort and support.



Timeless back options provide ideal choices in transitional environments.

Increased seat width to allow added comfort and increased application.

Seat rails are reinforced with tenon and groove corner blocks and cleats attached with glue and wood screws.

Non-adjustable nylon glides are 7/8" in diameter.

Variety of textiles and back options offer customers flexibility in design and consistency within each office setting.

DESIGNED BY:



Vertical Slat Back



Fully Upholstered Back



Fiddle Back



Half Upholstered Upper Back

Joints are securely fastened with mortise and tenon joinery or double doweled construction to ensure long-term use.

Seat suspension is constructed of 3/4" thick top quality Baltic Birch plywood that is machined to form an open perimeter of rounded inside edges to reduce strain on the seat suspension. A single piece of sheet webbing reduces stress on the foam and supports the foam across the entire opening of the seat pan, thus preventing foam cutting that can occur with straps.

Seat assembly is attached within finger grooved corner blocks and further secured by wood cleats, providing a vast superior means of stability in the chair.

Finish composed of catalyzed varnish, featuring high solid consistency to provide extremely high durability while maintaining very low VOC exposure. Available in all DARRAN casegoods finishes.

Complete domestic production from frame through upholstery, controlled by one manufacturing facility. Less stress/damage to chair parts normally caused by overseas transit. Providing consistent, reliable quality standards at a quick response to shorter lead times.

MARION SEATING





(GO TO INDEX)

Specify The Following On Your Order:

- Style Number
- Finish (All DARRAN Finishes Available)
- Fabric



QS - Marion Guest Seating Is Available On Quickship

MARION VERTICAL SLAT BACK		(1.0 Yards Required For COM) Solid Hardwood Frame • Seat Webbing • Wooden Back • Open Arms • Upholstered Seat										
Style Number	GRADE	COM	1	2	3	4	5	6	7	8	9	10
 EMR-2332-VSB12	Zone 1	999	1019	1044	1069	1094	1119	1144	1169	1194	1219	1244
	Zone 2	1009	1029	1054	1079	1104	1129	1154	1179	1204	1229	1254
	Zone 3	1045	1065	1090	1115	1140	1165	1190	1215	1240	1265	1290
	Zone 4	1128	1148	1173	1198	1223	1248	1273	1298	1323	1348	1373
MARION FULLY UPHOLSTERED BACK		(1.5 Yards Required For COM) Solid Hardwood Frame • Seat Webbing • Open Arms • Upholstered Seat & Back										
Style Number	GRADE	COM	1	2	3	4	5	6	7	8	9	10
 EMR-2332-FUB13	Zone 1	1035	1065	1095	1125	1155	1185	1215	1245	1275	1305	1335
	Zone 2	1045	1075	1105	1135	1165	1195	1225	1255	1285	1315	1345
	Zone 3	1087	1117	1147	1177	1207	1237	1267	1297	1327	1357	1387
	Zone 4	1169	1199	1229	1259	1289	1319	1349	1379	1409	1439	1469
MARION FIDDLE BACK		(1.0 Yards Required For COM) Solid Hardwood Frame • Seat Webbing • Open Arms • Upholstered Seat										
Style Number	GRADE	COM	1	2	3	4	5	6	7	8	9	10
 EMR-2332-FDB14	Zone 1	1015	1035	1060	1085	1110	1135	1160	1185	1210	1235	1260
	Zone 2	1025	1045	1070	1095	1120	1145	1170	1195	1220	1245	1270
	Zone 3	1061	1081	1106	1131	1156	1181	1206	1231	1256	1281	1306
	Zone 4	1148	1168	1193	1218	1243	1268	1293	1318	1343	1368	1393
MARION HALF UPHOLSTERED UPPER BACK		(1.25 Yards Required For COM) Solid Hardwood Frame • Seat Webbing • Open Arms • Upholstered Seat & Half Back										
Style Number	GRADE	COM	1	2	3	4	5	6	7	8	9	10
 EMR-2332-HUB15	Zone 1	1025	1050	1080	1110	1140	1170	1200	1230	1260	1290	1320
	Zone 2	1035	1060	1090	1120	1150	1180	1210	1240	1270	1300	1330
	Zone 3	1071	1096	1126	1156	1186	1216	1246	1276	1306	1336	1366
	Zone 4	1159	1184	1214	1244	1274	1304	1334	1364	1394	1424	1454

MURPHY GUEST CHAIR (ARM & ARMLESS DESIGNS)

[\(GO TO INDEX\)](#)

Width = 24-3/4"
Depth = 21"
Height = 31-3/4"
Seat Width = 21"
Seat Depth = 18-1/4"
Seat Height = 18"
Arm Height = 24-3/4"
Cartoned Weight = 25 lbs.



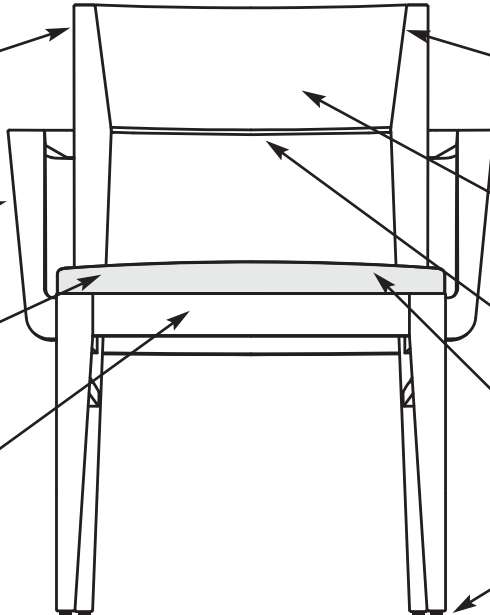
Compliant with ANSI/BIFMA X7.1
 Low VOC Emissions
 Eligible for LEED Commercial Interiors Credit 4.5
 Eligible for CHPS LEED Schools Standard

Frame is constructed of kiln-dried European beech, PEFC Certified sustainable yield, perpetuating premium quality and durability.
 *Wall-Saver Design

Outer arm design enables specification versatility with armless versions available in all back options.

Seat cushions are made of high resiliency foam with proper density to give comfort and support.

Seat rails are reinforced with tenon and groove corner blocks and cleats attached with glue and wood screws.



Enhancing veinline detail at the back panel to further showcase American craftsmanship and prevent finish cracking.

Two panel back to enhance durability in the back and to prevent finish cracking.

Metal accent available to coordinate with casegood design elements.

Increased seat width to allow added comfort and increased application.

Non-adjustable nylon glides are 7/8" in diameter.

Variety of textiles and back options offer customers flexibility in design and consistency within each office setting.
 All back options / styles available in arm and armless designs.

DESIGNED BY:



Open Wooden Back



Lower Upholstered Back



Upper Upholstered Back



Horizontal Single-Slat Back



Horizontal Multi-Slat Back

Joints are securely fastened with mortise and tenon joinery or double doweled construction to ensure long-term use.

Seat suspension is constructed of 3/4" thick top quality Baltic Birch plywood that is machined to form an open perimeter of rounded inside edges to reduce strain on the seat suspension. A single piece of sheet webbing reduces stress on the foam and supports the foam across the entire opening of the seat pan, thus preventing foam cutting that can occur with straps.

Seat assembly is attached within finger grooved corner blocks and further secured by wood cleats, providing a vast superior means of stability in the chair.

Finish composed of catalyzed varnish, featuring high solid consistency to provide extremely high durability while maintaining very low VOC exposure. Available in all DARRAN casegoods finishes.

Complete domestic production from frame through upholstery, controlled by one manufacturing facility. Less stress/damage to chair parts normally caused by overseas transit. Providing consistent, reliable quality standards at a quick response to shorter lead times.

MURPHY SEATING - ARMS

(GO TO INDEX)


Specify The Following On Your Order:

- Style Number
- Finish (All DARRAN Finishes Available)
- Fabric




QS - Murphy Guest Seating Is Available On Quickship

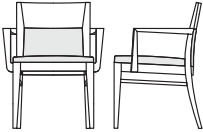
OPEN WOODEN BACK - ARMS (.75 Yards Required For COM)
Solid Hardwood Frame • Seat Webbing • Wooden Back • Open Arms • Upholstered Seat

Style Number	GRADE	COM	1	2	3	4	5	6	7	8	9	10
	Zone 1	984	1004	1029	1054	1079	1104	1129	1154	1179	1204	1229
	Zone 2	994	1014	1039	1064	1089	1114	1139	1164	1189	1214	1239
	Zone 3	1030	1050	1075	1100	1125	1150	1175	1200	1225	1250	1275
	Zone 4	1112	1132	1157	1182	1207	1232	1257	1282	1307	1332	1357


OPEN WOODEN BACK - ARMS & METAL TRIM (.75 Yards Required For COM)
Solid Hardwood Frame • Seat Webbing • Wooden Back • Open Arms • Upholstered Seat

Style Number	GRADE	COM	1	2	3	4	5	6	7	8	9	10
	Zone 1	1051	1071	1096	1121	1146	1171	1196	1221	1246	1271	1296
	Zone 2	1061	1081	1106	1131	1156	1181	1206	1231	1256	1281	1306
	Zone 3	1102	1122	1147	1172	1197	1222	1247	1272	1297	1322	1347
	Zone 4	1190	1210	1235	1260	1285	1310	1335	1360	1385	1410	1435


LOWER UPHOLSTERED BACK - ARMS (1.5 Yards Required For COM)
Solid Hardwood Frame • Seat Webbing • Open Arms • Upholstered Seat & Back

Style Number	GRADE	COM	1	2	3	4	5	6	7	8	9	10
	Zone 1	1071	1101	1131	1161	1191	1221	1251	1281	1311	1341	1371
	Zone 2	1087	1117	1147	1177	1207	1237	1267	1297	1327	1357	1387
	Zone 3	1123	1153	1183	1213	1243	1273	1303	1333	1363	1393	1423
	Zone 4	1210	1240	1270	1300	1330	1360	1390	1420	1450	1480	1510

OPEN BACK PANEL - ARMS (.75 Yards Required For COM)
Solid Hardwood Frame • Seat Webbing • Open Arms • Upholstered Seat

Style Number	GRADE	COM	1	2	3	4	5	6	7	8	9	10
	Zone 1	994	1014	1039	1064	1089	1114	1139	1164	1189	1214	1239
	Zone 2	1004	1024	1049	1074	1099	1124	1149	1174	1199	1224	1249
	Zone 3	1040	1060	1085	1110	1135	1160	1185	1210	1235	1260	1285
	Zone 4	1123	1143	1168	1193	1218	1243	1268	1293	1318	1343	1368

UPPER UPHOLSTERED BACK PANEL / OPEN BACK - ARMS (1.25 Yards Required For COM)
Solid Hardwood Frame • Seat Webbing • Open Arms • Upholstered Seat

Style Number	GRADE	COM	1	2	3	4	5	6	7	8	9	10
	Zone 1	1061	1086	1116	1146	1176	1206	1236	1266	1296	1326	1356
	Zone 2	1071	1096	1126	1156	1186	1216	1246	1276	1306	1336	1366
	Zone 3	1112	1137	1167	1197	1227	1257	1287	1317	1347	1377	1407
	Zone 4	1200	1225	1255	1285	1315	1345	1375	1405	1435	1465	1495

MURPHY SEATING - ARMS





(GO TO INDEX)

Specify The Following On Your Order:

- Style Number
- Finish (All DARRAN Finishes Available)
- Fabric



QS - Murphy Guest Seating Is Available On Quickship

HORIZONTAL MULTI-SLAT BACK / OPEN BACK - ARMS		(.75 Yards Required For COM) Solid Hardwood Frame • Seat Webbing • Open Arms • Upholstered Seat											
Style Number	GRADE	COM	1	2	3	4	5	6	7	8	9	10	
	EMU-2332-AMS29	Zone 1	1066	1086	1111	1136	1161	1186	1211	1236	1261	1286	1311
		Zone 2	1082	1102	1127	1152	1177	1202	1227	1252	1277	1302	1327
		Zone 3	1118	1138	1163	1188	1213	1238	1263	1288	1313	1338	1363
		Zone 4	1205	1225	1250	1275	1300	1325	1350	1375	1400	1425	1450
HORIZONTAL MULTI-SLAT BACK / UPH. BACK - ARMS		(1.5 Yards Required For COM) Solid Hardwood Frame • Seat Webbing • Open Arms • Upholstered Seat											
Style Number	GRADE	COM	1	2	3	4	5	6	7	8	9	10	
	EMU-2332-AUS30	Zone 1	1159	1189	1219	1249	1279	1309	1339	1369	1399	1429	1459
		Zone 2	1169	1199	1229	1259	1289	1319	1349	1379	1409	1439	1469
		Zone 3	1210	1240	1270	1300	1330	1360	1390	1420	1450	1480	1510
		Zone 4	1303	1333	1363	1393	1423	1453	1483	1513	1543	1573	1603
HORIZONTAL SINGLE SLAT BACK - ARMS		(.75 Yards Required For COM) Solid Hardwood Frame • Seat Webbing • Open Arms • Upholstered Seat											
Style Number	GRADE	COM	1	2	3	4	5	6	7	8	9	10	
	EMU-2332-ASB33	Zone 1	994	1014	1039	1064	1089	1114	1139	1164	1189	1214	1239
		Zone 2	1004	1024	1049	1074	1099	1124	1149	1174	1199	1224	1249
		Zone 3	1040	1060	1085	1110	1135	1160	1185	1210	1235	1260	1285
		Zone 4	1123	1143	1168	1193	1218	1243	1268	1293	1318	1343	1368
HORIZONTAL SINGLE SLAT UPH. BACK - ARMS		(1.5 Yards Required For COM) Solid Hardwood Frame • Seat Webbing • Open Arms • Upholstered Seat											
Style Number	GRADE	COM	1	2	3	4	5	6	7	8	9	10	
	EMU-2332-ASU34	Zone 1	1087	1117	1147	1177	1207	1237	1267	1297	1327	1357	1387
		Zone 2	1097	1127	1157	1187	1217	1247	1277	1307	1337	1367	1397
		Zone 3	1133	1163	1193	1223	1253	1283	1313	1343	1373	1403	1433
		Zone 4	1221	1251	1281	1311	1341	1371	1401	1431	1461	1491	1521

MURPHY SEATING - ARMLESS

(GO TO INDEX)

Specify The Following On Your Order:

- Style Number
- Finish (All DARRAN Finishes Available)
- Fabric



QS - Murphy Guest Seating Is Available On Quickship

OPEN WOODEN BACK - ARMLESS (.75 Yards Required For COM)
Solid Hardwood Frame • Seat Webbing • Wooden Back • Upholstered Seat

Style Number	GRADE	COM	1	2	3	4	5	6	7	8	9	10
	Zone 1	881	901	926	951	976	1001	1026	1051	1076	1101	1126
	Zone 2	891	911	936	961	986	1011	1036	1061	1086	1111	1136
	Zone 3	927	947	972	997	1022	1047	1072	1097	1122	1147	1172
	Zone 4	1004	1024	1049	1074	1099	1124	1149	1174	1199	1224	1249

OPEN WOODEN BACK - ARMLESS W/ METAL TRIM (.75 Yards Required For COM)
Solid Hardwood Frame • Seat Webbing • Wooden Back • Upholstered Seat

Style Number	GRADE	COM	1	2	3	4	5	6	7	8	9	10
	Zone 1	942	962	987	1012	1037	1062	1087	1112	1137	1162	1187
	Zone 2	953	973	998	1023	1048	1073	1098	1123	1148	1173	1198
	Zone 3	994	1014	1039	1064	1089	1114	1139	1164	1189	1214	1239
	Zone 4	1066	1086	1111	1136	1161	1186	1211	1236	1261	1286	1311

LOWER UPHOLSTERED BACK - ARMLESS (1.5 Yards Required For COM)
Solid Hardwood Frame • Seat Webbing • Upholstered Seat & Back

Style Number	GRADE	COM	1	2	3	4	5	6	7	8	9	10
	Zone 1	973	1003	1033	1063	1093	1123	1153	1183	1213	1243	1273
	Zone 2	984	1014	1044	1074	1104	1134	1164	1194	1224	1254	1284
	Zone 3	1020	1050	1080	1110	1140	1170	1200	1230	1260	1290	1320
	Zone 4	1102	1132	1162	1192	1222	1252	1282	1312	1342	1372	1402

OPEN BACK PANEL - ARMLESS (.75 Yards Required For COM)
Solid Hardwood Frame • Seat Webbing • Upholstered Seat

Style Number	GRADE	COM	1	2	3	4	5	6	7	8	9	10
	Zone 1	906	926	951	976	1001	1026	1051	1076	1101	1126	1151
	Zone 2	917	937	962	987	1012	1037	1062	1087	1112	1137	1162
	Zone 3	953	973	998	1023	1048	1073	1098	1123	1148	1173	1198
	Zone 4	1030	1050	1075	1100	1125	1150	1175	1200	1225	1250	1275

UPPER UPHOLSTERED BACK PANEL / OPEN BACK - ARMLESS (1.25 Yards Required For COM)
Solid Hardwood Frame • Seat Webbing • Upholstered Seat

Style Number	GRADE	COM	1	2	3	4	5	6	7	8	9	10
	Zone 1	973	998	1028	1058	1088	1118	1148	1178	1208	1238	1268
	Zone 2	984	1009	1039	1069	1099	1129	1159	1189	1219	1249	1279
	Zone 3	1020	1045	1075	1105	1135	1165	1195	1225	1255	1285	1315
	Zone 4	1102	1127	1157	1187	1217	1247	1277	1307	1337	1367	1397

MURPHY SEATING - ARMLESS

(GO TO INDEX)

Specify The Following On Your Order:

- Style Number
- Finish (All DARRAN Finishes Available)
- Fabric



QS - Murphy Guest Seating Is Available On Quickship

HORIZONTAL MULTI-SLAT BACK / OPEN BACK - ARMLESS		(0.75 Yards Required For COM) Solid Hardwood Frame • Seat Webbing • Upholstered Seat										
Style Number	GRADE	COM	1	2	3	4	5	6	7	8	9	10
	Zone 1	953	973	998	1023	1048	1073	1098	1123	1148	1173	1198
	Zone 2	963	983	1008	1033	1058	1083	1108	1133	1158	1183	1208
	Zone 3	1004	1024	1049	1074	1099	1124	1149	1174	1199	1224	1249
	Zone 4	1087	1107	1132	1157	1182	1207	1232	1257	1282	1307	1332
HORIZONTAL MULTI-SLAT BACK / UPH. BACK - ARMLESS		(1.5 Yards Required For COM) Solid Hardwood Frame • Seat Webbing • Upholstered Seat										
Style Number	GRADE	COM	1	2	3	4	5	6	7	8	9	10
	Zone 1	1045	1075	1105	1135	1165	1195	1225	1255	1285	1315	1345
	Zone 2	1056	1086	1116	1146	1176	1206	1236	1266	1296	1326	1356
	Zone 3	1097	1127	1157	1187	1217	1247	1277	1307	1337	1367	1397
	Zone 4	1179	1209	1239	1269	1299	1329	1359	1389	1419	1449	1479
HORIZONTAL SINGLE SLAT BACK - ARMLESS		(0.75 Yards Required For COM) Solid Hardwood Frame • Seat Webbing • Upholstered Seat										
Style Number	GRADE	COM	1	2	3	4	5	6	7	8	9	10
	Zone 1	937	957	982	1007	1032	1057	1082	1107	1132	1157	1182
	Zone 2	948	968	993	1018	1043	1068	1093	1118	1143	1168	1193
	Zone 3	989	1009	1034	1059	1084	1109	1134	1159	1184	1209	1234
	Zone 4	1061	1081	1106	1131	1156	1181	1206	1231	1256	1281	1306
HORIZONTAL SINGLE SLAT / UPH. BACK - ARMLESS		(1.5 Yards Required For COM) Solid Hardwood Frame • Seat Webbing • Upholstered Seat										
Style Number	GRADE	COM	1	2	3	4	5	6	7	8	9	10
	Zone 1	984	1014	1044	1074	1104	1134	1164	1194	1224	1254	1284
	Zone 2	989	1019	1049	1079	1109	1139	1169	1199	1229	1259	1289
	Zone 3	1025	1055	1085	1115	1145	1175	1205	1235	1265	1295	1325
	Zone 4	1107	1137	1167	1197	1227	1257	1287	1317	1347	1377	1407



MURPHY BARSTOOL SEATING

(GO TO INDEX)

Specify The Following On Your Order:

- Style Number
- Finish (All DARRAN Finishes Available)
- Fabric



OPEN WOODEN BACK		(.75 Yards Required For COM) Solid Hardwood Frame • Seat Webbing • Wooden Back • Upholstered Seat										
Style Number	GRADE	COM	1	2	3	4	5	6	7	8	9	10
	EMU-2332-BAR38											
	Zone 1	994	1014	1039	1064	1089	1114	1139	1164	1189	1214	1239
	Zone 2	1004	1024	1049	1074	1099	1124	1149	1174	1199	1224	1249
	Zone 3	1040	1060	1085	1110	1135	1160	1185	1210	1235	1260	1285
	Zone 4	1128	1148	1173	1198	1223	1248	1273	1298	1323	1348	1373
LOWER UPHOLSTERED BACK		(1.5 Yards Required For COM) Solid Hardwood Frame • Seat Webbing • Upholstered Seat & Back										
Style Number	GRADE	COM	1	2	3	4	5	6	7	8	9	10
	EMU-2332-BAR37											
	Zone 1	1087	1117	1147	1177	1207	1237	1267	1297	1327	1357	1387
	Zone 2	1097	1127	1157	1187	1217	1247	1277	1307	1337	1367	1397
	Zone 3	1133	1163	1193	1223	1253	1283	1313	1343	1373	1403	1433
	Zone 4	1221	1251	1281	1311	1341	1371	1401	1431	1461	1491	1521

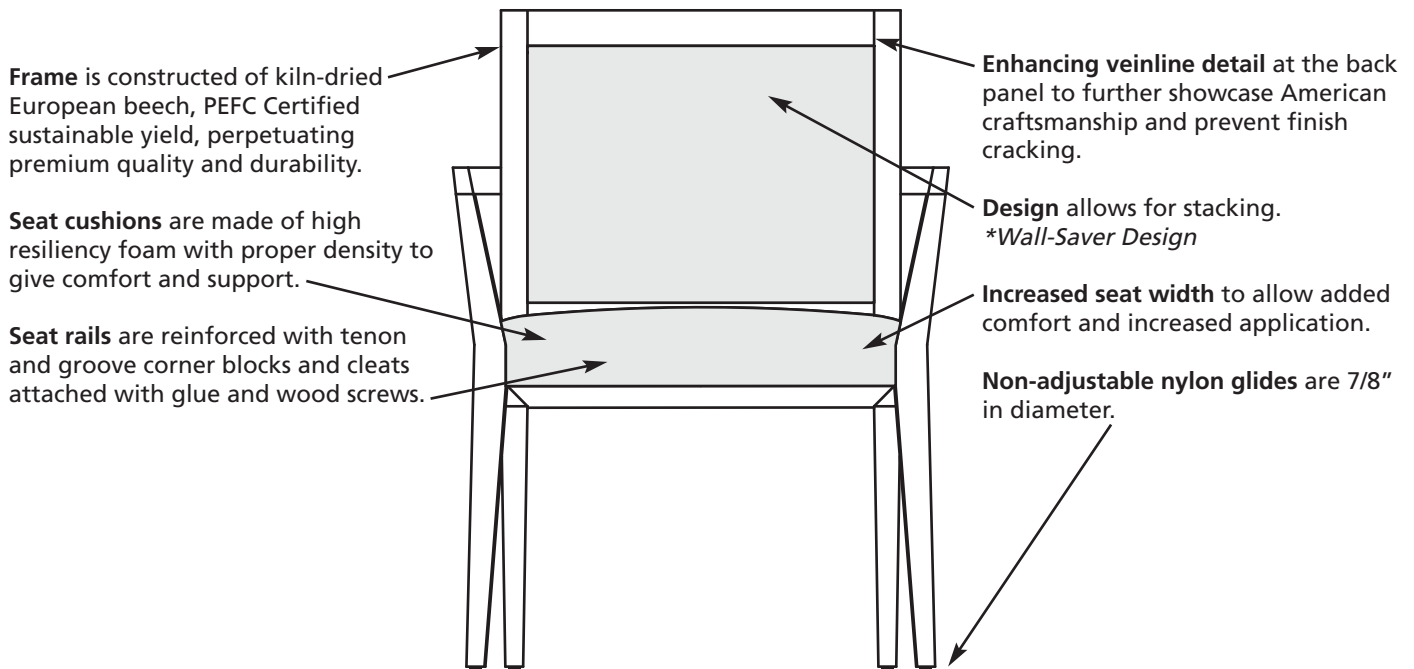
COSMO GUEST CHAIR WITH STRAIGHT ARMS

[\(GO TO INDEX\)](#)

Width = 24-1/2"
Depth = 23-3/4"
Height = 32-1/2"
Seat Width = 19"
Seat Depth = 19-1/2"
Seat Height = 18"
Arm Height = 24-3/4"
Cartoned Weight = 25 lbs.



Compliant with ANSI/BIFMA X7.1
 Low VOC Emissions
 Eligible for LEED Commercial Interiors Credit 4.5
 Eligible for CHPS LEED Schools Standard



DESIGNED BY:


 JOHN STAFFORD CHRIS CARTER
 DESIGN, LLC

Joints are securely fastened with mortise and tenon joinery or double doweled construction to ensure long-term use.

Seat suspension is constructed of 3/4" thick top quality Baltic Birch plywood that is machined to form an open perimeter of rounded inside edges to reduce strain on the seat suspension. A single piece of sheet webbing reduces stress on the foam and supports the foam across the entire opening of the seat pan, thus preventing foam cutting that can occur with straps.

Seat assembly is attached within finger grooved corner blocks and further secured by wood cleats, providing a vast superior means of stability in the chair.

Finish composed of catalyzed varnish, featuring high solid consistency to provide extremely high durability while maintaining very low VOC exposure. Available in all DARRAN casegoods finishes.

Complete domestic production from frame through upholstery, controlled by one manufacturing facility. Less stress/damage to chair parts normally caused by overseas transit. Providing consistent, reliable quality standards at a quick response to shorter lead times.

COSMO SEATING - ARMS

(GO TO INDEX)

Specify The Following On Your Order:

- Style Number
- Finish (All DARRAN Finishes Available)
- Fabric



COSMO HORIZONTAL MULTI-SLAT BACK		(1.25 Yard Required For COM) Solid Hardwood Frame • Seat Webbing • Wooden Back • Open Arms • Upholstered Seat											
Style Number	GRADE	COM	1	2	3	4	5	6	7	8	9	10	
	COS-2332-MSB38	Zone 1	731	756	786	816	846	876	906	936	966	996	1026
		Zone 2	742	767	797	827	857	887	917	947	977	1007	1037
		Zone 3	773	798	828	858	888	918	948	978	1008	1038	1068
		Zone 4	834	859	889	919	949	979	1009	1039	1069	1099	1129

COSMO FULLY UPHOLSTERED BACK		(1.5 Yards Required For COM) Solid Hardwood Frame • Seat Webbing • Open Arms • Upholstered Back • Upholstered Seat											
Style Number	GRADE	COM	1	2	3	4	5	6	7	8	9	10	
	COS-2332-FUB39	Zone 1	788	818	848	878	908	938	968	998	1028	1058	1088
		Zone 2	798	828	858	888	918	948	978	1008	1038	1068	1098
		Zone 3	834	864	894	924	954	984	1014	1044	1074	1104	1134
		Zone 4	901	931	961	991	1021	1051	1081	1111	1141	1171	1201

COSMO STACKER SEATING

Specify The Following On Your Order:

- Style Number
- Finish (All DARRAN Finishes Available)
- Fabric

***NOTE: Stack Up To Four Chairs High**



COSMO STACKER HOR. MULTI-SLAT BACK		(1 Yard Required For COM) Solid Hardwood Frame • Seat Webbing • Wooden Back • Open Arms • Upholstered Seat											
Style Number	GRADE	COM	1	2	3	4	5	6	7	8	9	10	
	COS-2332-SMS40	Zone 1	788	808	833	858	883	908	933	958	983	1008	1033
		Zone 2	798	818	843	868	893	918	943	968	993	1018	1043
		Zone 3	834	854	879	904	929	954	979	1004	1029	1054	1079
		Zone 4	901	921	946	971	996	1021	1046	1071	1096	1121	1146



DARRAN offers creative freedom and captivating designs in soft seating lounge and modular lounge collections. Configure a breathtaking lobby with Kinley's softly curving arms or Filmore's vast offering of chairs, sofas, benches, corners, and tables with limitless reconfigurability in curvilinear or linear designs. Impressing designs with even more impressive origin of certified woods, recycled padding and steel, formaldehyde free glues, low formaldehyde finishing and manufactured in the USA.



Made In USA

FILMORE

(GO TO INDEX)

Collection Dimensions:

- Depth = 31-1/2"
- Height = 31"
- Seat Width = 21-1/2"
- Seat Depth = 21-1/2"
- Seat Height = 18"
- Arm Height = 25-1/2"

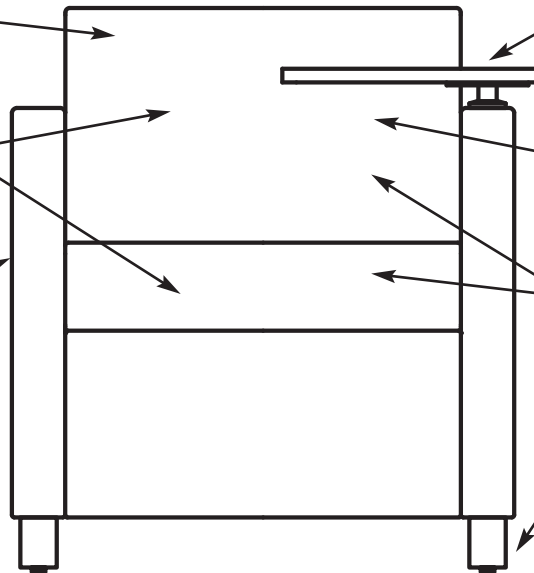
DESIGNED BY:



Frame constructed CNC cut engineered hardwood to maximize the strength, precise measurements and overall longevity.

Seats and backs sprung with no sag sinuous wire spring to enhance comfort, sustainability and endurance.

Sleek, modern straight lines designed to coordinate with Maxton guest seating and other diversified contemporary styles.

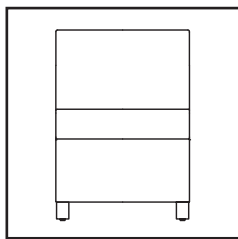


Optional tablet available in wood or laminate material for convenient reading and writing uses.

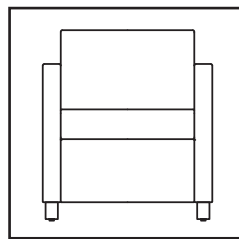
Horizontal back frame provides easy ganging capabilities for expansion and flexibility in various settings.

Soy-based, high resilient polyurethane foam consisting of minimum 1.8 density in seats and backs, further advances support and durability.

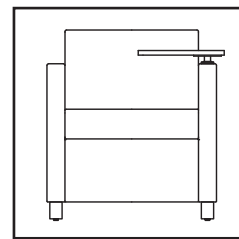
Legs available in anodized aluminum metal or finished wood. Customer must specify metal or wood legs.



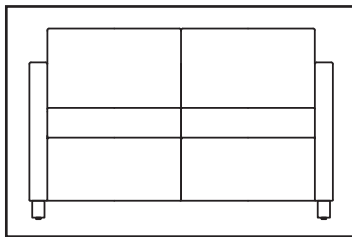
Armless Chair
22"W x 31-1/2"D x 31"H



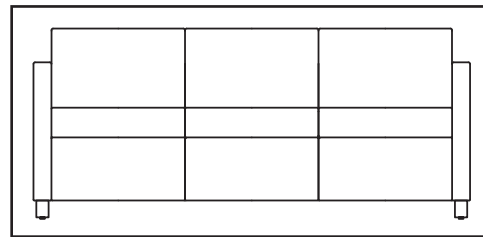
Lounge Chair
28"W x 31-1/2"D x 31"H



Tablet Chair
29"W x 31-1/2"D x 31"H



Loveseat
49-1/2"W x 31-1/2"D x 31"H



Sofa
71"W x 31-1/2"D x 31"H

Joints are securely fastened with mortise and tenon joinery as well as corner block construction to ensure long-term use.

Ability to incorporate variety of options: wood panels, wood or metal legs, ganging devices, table tops, cup holders, pivoting tablet mounts and combination fabrics.

Complete domestic production from frame through upholstery, controlled by one manufacturing facility. Less stress / damage to chair parts normally caused by overseas transit, providing consistent, reliable quality standards at a quick response to shorter lead times.

FILMORE - ARMS

(GO TO INDEX)

Required Ordering Information:

1. Style #: FIL-0100-_____
2. Leg Option: Wood / Metal
3. Leg Finish: If Wood (See Page 16 For Finish Options)
4. Pattern Color: Fabric / Leather



<p>STYLE # FIL-0100-DAC01 LOUNGE CHAIR</p>	<p>OPTIONS:</p> <p>PTL Pivoting Tablet - Left Facing \$375 <i>*Specify Finish</i> <i>*Specify Shape (See Page 44)</i></p> <p>PTR Pivoting Tablet - Right Facing . . . \$375 <i>*Specify Finish</i> <i>*Specify Shape (See Page 44)</i></p> <p>I Must Select Leg: Metal or Wood <i>*Specify Finish On Wood Legs</i></p> <p>DIMENSIONS: COM: 5-1/2 Yards COL: 110 Square Feet Carton Weight: 62 lbs. Frame Width: 28" Frame Depth: 31-1/2" Frame Height: 31" Arm Height: 25-1/2" Seat Height: 18" Inside Seat Depth: 21-1/2" Inside Seat Width: 21-1/2"</p>
---	---

GRADE	COM	COL	1	2	3	4	5	6	7	8	9	10	L1	L2	L3
ZONE 1	1591	1671	1756	1841	1976	2111	2251	2391	2526	2666	2801	2941	2281	2556	2901
ZONE 2	1607	1687	1772	1857	1992	2127	2267	2407	2542	2682	2817	2957	2297	2572	2917
ZONE 3	1669	1749	1834	1919	2054	2189	2329	2469	2604	2744	2879	3019	2359	2634	2979
ZONE 4	1797	1877	1962	2047	2182	2317	2457	2597	2732	2872	3007	3147	2487	2762	3107

<p>STYLE # FIL-0100-DAL02 LOVESEAT</p>	<p>OPTIONS:</p> <p>PTL Pivoting Tablet - Left Facing \$375 <i>*Specify Finish</i> <i>*Specify Shape (See Page 44)</i></p> <p>PTR Pivoting Tablet - Right Facing . . . \$375 <i>*Specify Finish</i> <i>*Specify Shape (See Page 44)</i></p> <p>I Must Select Leg: Metal or Wood <i>*Specify Finish On Wood Legs</i></p> <p>DIMENSIONS: COM: 7-1/2 Yards COL: 150 Square Feet Carton Weight: 112 lbs. Frame Width: 49-1/2" Frame Depth: 31-1/2" Frame Height: 31" Arm Height: 25-1/2" Seat Height: 18" Inside Seat Depth: 21-1/2" Inside Seat Width: 43"</p>
---	--

GRADE	COM	COL	1	2	3	4	5	6	7	8	9	10	L1	L2	L3
ZONE 1	2215	2310	2440	2555	2740	2930	3115	3305	3490	3680	3865	4055	3155	3530	4000
ZONE 2	2245	2340	2470	2585	2770	2960	3145	3335	3520	3710	3895	4085	3185	3560	4030
ZONE 3	2354	2449	2579	2694	2879	3069	3254	3444	3629	3819	4004	4194	3294	3669	4139
ZONE 4	2539	2634	2764	2879	3064	3254	3439	3629	3814	4004	4189	4379	3479	3854	4324

<p>STYLE # FIL-0100-DAS03 SOFA</p>	<p>OPTIONS:</p> <p>PTL Pivoting Tablet - Left Facing \$375 <i>*Specify Finish</i> <i>*Specify Shape (See Page 44)</i></p> <p>PTR Pivoting Tablet - Right Facing . . . \$375 <i>*Specify Finish</i> <i>*Specify Shape (See Page 44)</i></p> <p>I Must Select Leg: Metal or Wood <i>*Specify Finish On Wood Legs</i></p> <p>DIMENSIONS: COM: 9 Yards COL: 180 Square Feet Carton Weight: 180 lbs. Frame Width: 71" Frame Depth: 31-1/2" Frame Height: 31" Arm Height: 25-1/2" Seat Height: 18" Inside Seat Depth: 21-1/2" Inside Seat Width: 64-1/2"</p>
---	--

GRADE	COM	COL	1	2	3	4	5	6	7	8	9	10	L1	L2	L3
ZONE 1	2693	2813	2963	3103	3323	3548	3773	3998	4223	4448	4673	4898	3818	4268	4833
ZONE 2	2745	2865	3015	3155	3375	3600	3825	4050	4275	4500	4725	4950	3870	4320	4885
ZONE 3	2894	3014	3164	3304	3524	3749	3974	4199	4424	4649	4874	5099	4019	4469	5034
ZONE 4	3126	3246	3396	3536	3756	3981	4206	4431	4656	4881	5106	5331	4251	4701	5266

FILMORE - ARMS WITH WOOD PANELS

(GO TO INDEX)

Required Ordering Information:

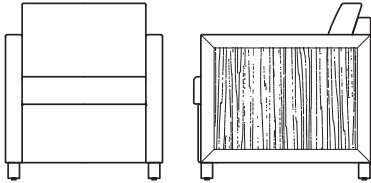
1. Style #: FIL-0100-_____
2. Leg Option: Wood / Metal
3. Leg Finish: If Wood (See Page 16 For Finish Options)
4. Pattern Color: Fabric / Leather
5. Finish Color

Insert Standard In Cherry Or Walnut Veneer. Contact Factory For Exotic Veneer Or COM.



Contact Customer Service For Information On Insert Panels In COM Materials.

STYLE # FIL-0100-PAC01 LOUNGE CHAIR W/ WOOD PANELS



OPTIONS:

Pivoting Tablet - Not Available

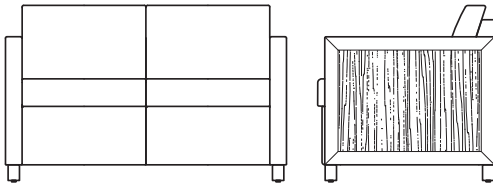
I Must Select Leg: Metal or Wood
***Specify Finish On Wood Legs**

DIMENSIONS:

COM: 5-1/2 Yards
COL: 110 Square Feet
Carton Weight: 62 lbs.
Frame Width: 28"
Frame Depth: 31-1/2"
Frame Height: 31"
Arm Height: 25-1/2"
Seat Height: 18"
Inside Seat Depth: 21-1/2"
Inside Seat Width: 21-1/2"

GRADE	COM	COL	1	2	3	4	5	6	7	8	9	10	L1	L2	L3
ZONE 1	1916	1996	2081	2166	2301	2436	2576	2716	2851	2991	3126	3266	2606	2881	3226
ZONE 2	1936	2016	2101	2186	2321	2456	2596	2736	2871	3011	3146	3286	2626	2901	3246
ZONE 3	1998	2078	2163	2248	2383	2518	2658	2798	2933	3073	3208	3348	2688	2963	3308
ZONE 4	2127	2207	2292	2377	2512	2647	2787	2927	3062	3202	3337	3477	2817	3092	3437

STYLE # FIL-0100-PAL02 LOVESEAT W/ WOOD PANELS



OPTIONS:

Pivoting Tablet - Not Available

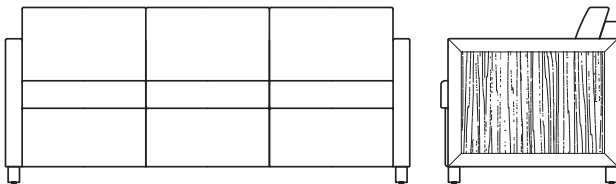
I Must Select Leg: Metal or Wood
***Specify Finish On Wood Legs**

DIMENSIONS:

COM: 7-1/2 Yards
COL: 150 Square Feet
Carton Weight: 112 lbs.
Frame Width: 49-1/2"
Frame Depth: 31-1/2"
Frame Height: 31"
Arm Height: 25-1/2"
Seat Height: 18"
Inside Seat Depth: 21-1/2"
Inside Seat Width: 43"

GRADE	COM	COL	1	2	3	4	5	6	7	8	9	10	L1	L2	L3
ZONE 1	2524	2619	2749	2864	3049	3239	3424	3614	3799	3989	4174	4364	3464	3839	4309
ZONE 2	2554	2649	2779	2894	3079	3269	3454	3644	3829	4019	4204	4394	3494	3869	4339
ZONE 3	2663	2758	2888	3003	3188	3378	3563	3753	3938	4128	4313	4503	3603	3978	4448
ZONE 4	2848	2943	3073	3188	3373	3563	3748	3938	4123	4313	4498	4688	3788	4163	4633

STYLE # FIL-0100-PAS03 SOFA W/ WOOD PANELS



OPTIONS:

Pivoting Tablet - Not Available

I Must Select Leg: Metal or Wood
***Specify Finish On Wood Legs**

DIMENSIONS:

COM: 9 Yards
COL: 180 Square Feet
Carton Weight: 180 lbs.
Frame Width: 71"
Frame Depth: 31-1/2"
Frame Height: 31"
Arm Height: 25-1/2"
Seat Height: 18"
Inside Seat Depth: 21-1/2"
Inside Seat Width: 64-1/2"

GRADE	COM	COL	1	2	3	4	5	6	7	8	9	10	L1	L2	L3
ZONE 1	3008	3128	3278	3418	3638	3863	4088	4313	4538	4763	4988	5213	4133	4583	5148
ZONE 2	3059	3179	3329	3469	3689	3914	4139	4364	4589	4814	5039	5264	4184	4634	5199
ZONE 3	3208	3328	3478	3618	3838	4063	4288	4513	4738	4963	5188	5413	4333	4783	5348
ZONE 4	3440	3560	3710	3850	4070	4295	4520	4745	4970	5195	5420	5645	4565	5015	5580

FILMORE - ARMLESS

(GO TO INDEX)

Required Ordering Information:

1. Style #: FIL-0100-_____
2. Leg Option: Wood / Metal
3. Leg Finish: If Wood (See Page 16 For Finish Options)
4. Pattern Color: Fabric / Leather



<p>STYLE # FIL-0100-NAC01 ARMLESS CHAIR</p> <div style="display: flex; justify-content: space-around; align-items: center;"> </div>	<p>OPTIONS:</p> <p>TML Pole Tablet Mount - Left\$450 <i>*Specify Finish</i> <i>*Specify Shape (See Page 44)</i></p> <p>TMR Pole Tablet Mount - Right\$450 <i>*Specify Finish</i> <i>*Specify Shape (See Page 44)</i> Note: Pole Tablet Not Recommended In Modular Ganging Application.</p> <p>GDEV Ganging Devices\$30 Ea.</p> <p>I Must Select Leg: Metal or Wood *Specify Finish On Wood Legs</p>	<p>DIMENSIONS:</p> <p>COM: 4 Yards COL: 80 Square Feet Carton Weight: 54 lbs. Frame Width: 22" Frame Depth: 31-1/2" Frame Height: 31" Seat Height: 18" Inside Seat Depth: 21-1/2" Inside Seat Width: 21-1/2"</p>
--	---	---

GRADE	COM	COL	1	2	3	4	5	6	7	8	9	10	L1	L2	L3
ZONE 1	1282	1332	1402	1462	1562	1662	1762	1862	1962	2062	2162	2262	1782	1982	2232
ZONE 2	1308	1358	1428	1488	1588	1688	1788	1888	1988	2088	2188	2288	1808	2008	2258
ZONE 3	1354	1404	1474	1534	1634	1734	1834	1934	2034	2134	2234	2334	1854	2054	2304
ZONE 4	1463	1513	1583	1643	1743	1843	1943	2043	2143	2243	2343	2443	1963	2163	2413

<p>STYLE # FIL-0100-NAL02 ARMLESS LOVESEAT</p> <div style="display: flex; justify-content: space-around; align-items: center;"> </div>	<p>OPTIONS:</p> <p>TML Pole Tablet Mount - Left\$450 <i>*Specify Finish</i> <i>*Specify Shape (See Page 44)</i></p> <p>TMR Pole Tablet Mount - Right\$450 <i>*Specify Finish</i> <i>*Specify Shape (See Page 44)</i> Note: Pole Tablet Not Recommended In Modular Ganging Application.</p> <p>GDEV Ganging Devices\$30 Ea.</p> <p>I Must Select Leg: Metal or Wood *Specify Finish On Wood Legs</p>	<p>DIMENSIONS:</p> <p>COM: 5-1/2 Yards COL: 110 Square Feet Carton Weight: 104 lbs. Frame Width: 43-1/2" Frame Depth: 31-1/2" Frame Height: 31" Seat Height: 18" Inside Seat Depth: 21-1/2" Inside Seat Width: 43"</p>
---	---	---

GRADE	COM	COL	1	2	3	4	5	6	7	8	9	10	L1	L2	L3
ZONE 1	1906	1986	2071	2156	2291	2426	2566	2706	2841	2981	3116	3256	2596	2871	3216
ZONE 2	1936	2016	2101	2186	2321	2456	2596	2736	2871	3011	3146	3286	2626	2901	3246
ZONE 3	2045	2125	2210	2295	2430	2565	2705	2845	2980	3120	3255	3395	2735	3010	3355
ZONE 4	2230	2310	2395	2480	2615	2750	2890	3030	3165	3305	3440	3580	2920	3195	3540

<p>STYLE # FIL-0100-NAS03 ARMLESS SOFA</p> <div style="display: flex; justify-content: space-around; align-items: center;"> </div>	<p>OPTIONS:</p> <p>TML Pole Tablet Mount - Left\$450 <i>*Specify Finish</i> <i>*Specify Shape (See Page 44)</i></p> <p>TMR Pole Tablet Mount - Right\$450 <i>*Specify Finish</i> <i>*Specify Shape (See Page 44)</i> Note: Pole Tablet Not Recommended In Modular Ganging Application.</p> <p>GDEV Ganging Devices\$30 Ea.</p> <p>I Must Select Leg: Metal or Wood *Specify Finish On Wood Legs</p>	<p>DIMENSIONS:</p> <p>COM: 7-1/2 Yards COL: 150 Square Feet Carton Weight: 172 lbs. Frame Width: 65" Frame Depth: 31-1/2" Frame Height: 31" Seat Height: 18" Inside Seat Depth: 21-1/2" Inside Seat Width: 64-1/2"</p>
---	---	---

GRADE	COM	COL	1	2	3	4	5	6	7	8	9	10	L1	L2	L3
ZONE 1	2390	2485	2615	2730	2915	3105	3290	3480	3665	3855	4040	4230	3330	3705	4175
ZONE 2	2436	2531	2661	2776	2961	3151	3336	3526	3711	3901	4086	4276	3376	3751	4221
ZONE 3	2585	2680	2810	2925	3110	3300	3485	3675	3860	4050	4235	4425	3525	3900	4370
ZONE 4	2822	2917	3047	3162	3347	3537	3722	3912	4097	4287	4472	4662	3762	4137	4607

FILMORE - ONE ARM LEFT


(GO TO INDEX)

Required Ordering Information:

1. Style #: FIL-0100-_____
2. Leg Option: Wood / Metal
3. Leg Finish: If Wood (See Page 16 For Finish Options)
4. Pattern Color: Fabric / Leather



STYLE # FIL-0100-LAC01 ONE ARM CHAIR - LEFT



OPTIONS:

- PTL Pivoting Tablet - Left\$375
**Specify Finish*
**Specify Shape (See Page 44)*
- TMR Pole Tablet Mount - Right Facing\$450
**Specify Finish*
**Specify Shape (See Page 44)*
Note: Pole Tablet Not Recommended In Modular Ganging Application.
- GDEV Ganging Devices\$30 Ea.

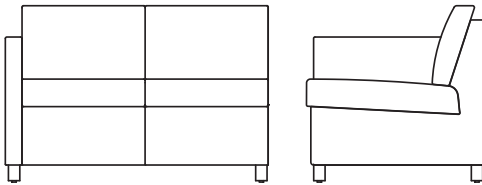
I Must Select Leg: Metal or Wood
***Specify Finish On Wood Legs**

DIMENSIONS:

COM: 4-1/2 Yards
 COL: 90 Square Feet
 Carton Weight: 58 lbs.
 Frame Width: 25"
 Frame Depth: 31-1/2"
 Frame Height: 31"
 Arm Height: 25-1/2"
 Seat Height: 18"
 Inside Seat Depth: 21-1/2"
 Inside Seat Width: 21-1/2"

GRADE	COM	COL	1	2	3	4	5	6	7	8	9	10	L1	L2	L3
ZONE 1	1437	1497	1572	1637	1752	1862	1977	2092	2202	2317	2427	2542	2002	2227	2507
ZONE 2	1457	1517	1592	1657	1772	1882	1997	2112	2222	2337	2447	2562	2022	2247	2527
ZONE 3	1504	1564	1639	1704	1819	1929	2044	2159	2269	2384	2494	2609	2069	2294	2574
ZONE 4	1627	1687	1762	1827	1942	2052	2167	2282	2392	2507	2617	2732	2192	2417	2697

STYLE # FIL-0100-LAL02 ONE ARM LOVESEAT - LEFT



OPTIONS:

- PTL Pivoting Tablet - Left\$375
**Specify Finish*
**Specify Shape (See Page 44)*
- TMR Pole Tablet Mount - Right\$450
**Specify Finish*
**Specify Shape (See Page 44)*
Note: Pole Tablet Not Recommended In Modular Ganging Application.
- GDEV Ganging Devices\$30 Ea.

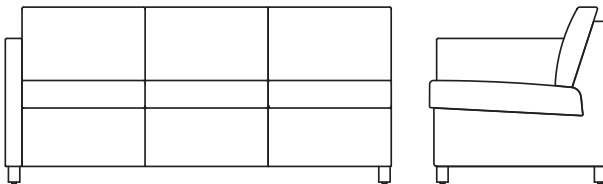
I Must Select Leg: Metal or Wood
***Specify Finish On Wood Legs**

DIMENSIONS:

COM: 6-1/2 Yards
 COL: 130 Square Feet
 Carton Weight: 108 lbs.
 Frame Width: 46-1/2"
 Frame Depth: 31-1/2"
 Frame Height: 31"
 Arm Height: 25-1/2"
 Seat Height: 18"
 Inside Seat Depth: 21-1/2"
 Inside Seat Width: 43"

GRADE	COM	COL	1	2	3	4	5	6	7	8	9	10	L1	L2	L3
ZONE 1	2065	2160	2260	2360	2520	2685	2845	3010	3170	3345	3495	3660	2630	2855	3610
ZONE 2	2096	2191	2291	2391	2551	2716	2876	3041	3201	3376	3526	3691	2661	2886	3641
ZONE 3	2204	2299	2399	2499	2659	2824	2984	3149	3309	3484	3634	3799	2769	2994	3749
ZONE 4	2390	2485	2585	2685	2845	3010	3170	3335	3495	3670	3820	3985	2955	3180	3935

STYLE # FIL-0100-LAS03 ONE ARM SOFA - LEFT



OPTIONS:

- PTL Pivoting Tablet - Left\$375
**Specify Finish*
**Specify Shape (See Page 44)*
- TMR Pole Tablet Mount - Right\$450
**Specify Finish*
**Specify Shape (See Page 44)*
Note: Pole Tablet Not Recommended In Modular Ganging Application.
- GDEV Ganging Devices\$30 Ea.

I Must Select Leg: Metal or Wood
***Specify Finish On Wood Legs**

DIMENSIONS:

COM: 8-1/2 Yards
 COL: 170 Square Feet
 Carton Weight: 176 lbs.
 Frame Width: 68"
 Frame Depth: 31-1/2"
 Frame Height: 31"
 Arm Height: 25-1/2"
 Seat Height: 18"
 Inside Seat Depth: 21-1/2"
 Inside Seat Width: 64-1/2"

GRADE	COM	COL	1	2	3	4	5	6	7	8	9	10	L1	L2	L3
ZONE 1	2544	2664	2799	2929	3139	3354	3564	3779	3989	4204	4324	4629	3609	4034	4564
ZONE 2	2596	2716	2851	2981	3191	3406	3616	3831	4041	4256	4376	4681	3661	4086	4616
ZONE 3	2745	2865	3000	3130	3340	3555	3765	3980	4190	4405	4525	4830	3810	4235	4765
ZONE 4	2977	3097	3232	3362	3572	3787	3997	4212	4422	4637	4757	5062	4042	4467	4997

FILMORE - ONE ARM RIGHT

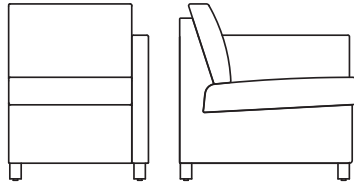
(GO TO INDEX)

Required Ordering Information:

1. Style #: FIL-0100-_____
2. Leg Option: Wood / Metal
3. Leg Finish: If Wood (See Page 16 For Finish Options)
4. Pattern Color: Fabric / Leather



STYLE # FIL-0100-RAC01 ONE ARM CHAIR - RIGHT



OPTIONS:

- PTR Pivoting Tablet - Right\$375
*Specify Finish
*Specify Shape (See Page 44)
- TML Pole Tablet Mount - Left\$450
*Specify Finish
*Specify Shape (See Page 44)
Note: Pole Tablet Not Recommended In Modular Ganging Application.
- GDEV Ganging Devices\$30 Ea.

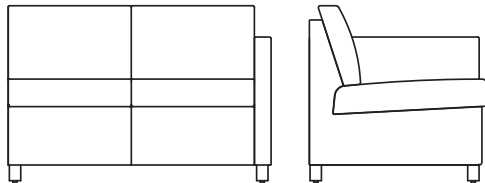
DIMENSIONS:

COM: 4-1/2 Yards
COL: 90 Square Feet
Carton Weight: 58 lbs.
Frame Width: 25"
Frame Depth: 31-1/2"
Frame Height: 31"
Arm Height: 25-1/2"
Seat Height: 18"
Inside Seat Depth: 21-1/2"
Inside Seat Width: 21-1/2"

**I Must Select Leg: Metal or Wood
*Specify Finish On Wood Legs**

GRADE	COM	COL	1	2	3	4	5	6	7	8	9	10	L1	L2	L3
ZONE 1	1437	1497	1572	1637	1752	1862	1977	2092	2202	2317	2427	2542	2002	2227	2507
ZONE 2	1457	1517	1592	1657	1772	1882	1997	2112	2222	2337	2447	2562	2022	2247	2527
ZONE 3	1504	1564	1639	1704	1819	1929	2044	2159	2269	2384	2494	2609	2069	2294	2574
ZONE 4	1627	1687	1762	1827	1942	2052	2167	2282	2392	2507	2617	2732	2192	2417	2697

STYLE # FIL-0100-RAL02 ONE ARM LOVESEAT - RIGHT



OPTIONS:

- PTR Pivoting Tablet - Right\$375
*Specify Finish
*Specify Shape (See Page 44)
- TML Pole Tablet Mount - Left\$450
*Specify Finish
*Specify Shape (See Page 44)
Note: Pole Tablet Not Recommended In Modular Ganging Application.
- GDEV Ganging Devices\$30 Ea.

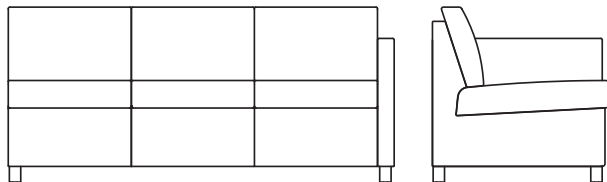
DIMENSIONS:

COM: 6-1/2 Yards
COL: 130 Square Feet
Carton Weight: 108 lbs.
Frame Width: 46-1/2"
Frame Depth: 31-1/2"
Frame Height: 31"
Arm Height: 25-1/2"
Seat Height: 18"
Inside Seat Depth: 21-1/2"
Inside Seat Width: 43"

**I Must Select Leg: Metal or Wood
*Specify Finish On Wood Legs**

GRADE	COM	COL	1	2	3	4	5	6	7	8	9	10	L1	L2	L3
ZONE 1	2065	2160	2260	2360	2520	2685	2845	3010	3170	3345	3495	3660	2630	2855	3610
ZONE 2	2096	2191	2291	2391	2551	2716	2876	3041	3201	3376	3526	3691	2661	2886	3641
ZONE 3	2204	2299	2399	2499	2659	2824	2984	3149	3309	3484	3634	3799	2769	2994	3749
ZONE 4	2390	2485	2585	2685	2845	3010	3170	3335	3495	3670	3820	3985	2955	3180	3935

STYLE # FIL-0100-RAS03 ONE ARM SOFA - RIGHT



OPTIONS:

- PTR Pivoting Tablet - Right\$375
*Specify Finish
*Specify Shape (See Page 44)
- TML Pole Tablet Mount - Left\$450
*Specify Finish
*Specify Shape (See Page 44)
Note: Pole Tablet Not Recommended In Modular Ganging Application.
- GDEV Ganging Devices\$30 Ea.

DIMENSIONS:

COM: 8-1/2 Yards
COL: 170 Square Feet
Carton Weight: 176 lbs.
Frame Width: 68"
Frame Depth: 31-1/2"
Frame Height: 31"
Arm Height: 25-1/2"
Seat Height: 18"
Inside Seat Depth: 21-1/2"
Inside Seat Width: 64-1/2"

**I Must Select Leg: Metal or Wood
*Specify Finish On Wood Legs**

GRADE	COM	COL	1	2	3	4	5	6	7	8	9	10	L1	L2	L3
ZONE 1	2544	2664	2799	2929	3139	3354	3564	3779	3989	4204	4324	4629	3609	4034	4564
ZONE 2	2596	2716	2851	2981	3191	3406	3616	3831	4041	4256	4376	4681	3661	4086	4616
ZONE 3	2745	2865	3000	3130	3340	3555	3765	3980	4190	4405	4525	4830	3810	4235	4765
ZONE 4	2977	3097	3232	3362	3572	3787	3997	4212	4422	4637	4757	5062	4042	4467	4997

FILMORE - RADIUS OTTOMAN / CUSHION TOP

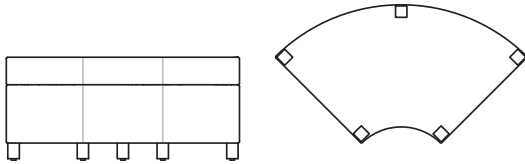
(GO TO INDEX)

Required Ordering Information:

1. Style #: FIL-0100-_____
2. Leg Option: Wood / Metal
3. Leg Finish: If Wood (See Page 16 For Finish Options)
4. Pattern Color: Fabric / Leather



STYLE # FIL-0100-ROT90 90° RADIUS OTTOMAN



OPTIONS:

- TM Pole Tablet Mount\$450
**Specify Finish & Position*
**Specify Shape (See Page 44)*
Note: Pole Tablet Not Recommended In Modular Ganging Application.
- GDEV Ganging Devices\$30 Ea.

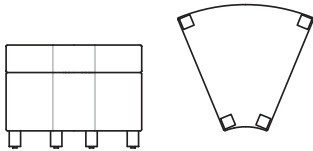
DIMENSIONS:

COM: 4 Yards
 COL: 80 Square Feet
 Carton Weight: 42 lbs.
 Frame Width: 45"
 Frame Depth: 22"
 Seat Height: 18"

I Must Select Leg: Metal or Wood
**Specify Finish On Wood Legs*

GRADE	COM	COL	1	2	3	4	5	6	7	8	9	10	L1	L2	L3
ZONE 1	1457	1507	1577	1637	1737	1837	1937	2037	2137	2237	2337	2437	1957	2157	2407
ZONE 2	1473	1523	1593	1653	1753	1853	1953	2053	2153	2253	2353	2453	1973	2173	2423
ZONE 3	1524	1574	1644	1704	1804	1904	2004	2104	2204	2304	2404	2504	2024	2224	2474
ZONE 4	1643	1693	1763	1823	1923	2023	2123	2223	2323	2423	2523	2623	2143	2343	2593

STYLE # FIL-0100-ROT45 45° RADIUS OTTOMAN



OPTIONS:

- TM Pole Tablet Mount\$450
**Specify Finish & Position*
**Specify Shape (See Page 44)*
Note: Pole Tablet Not Recommended In Modular Ganging Application.
- GDEV Ganging Devices\$30 Ea.

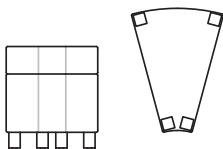
DIMENSIONS:

COM: 2 Yards
 COL: 40 Square Feet
 Carton Weight: 38 lbs.
 Frame Width: 24-1/2"
 Frame Depth: 22"
 Seat Height: 18"

I Must Select Leg: Metal or Wood
**Specify Finish On Wood Legs*

GRADE	COM	COL	1	2	3	4	5	6	7	8	9	10	L1	L2	L3
ZONE 1	1040	1070	1115	1155	1215	1280	1340	1405	1465	1530	1590	1655	1355	1480	1635
ZONE 2	1056	1086	1131	1171	1231	1296	1356	1421	1481	1546	1606	1671	1371	1496	1651
ZONE 3	1107	1137	1182	1222	1282	1347	1407	1472	1532	1597	1657	1722	1422	1547	1702
ZONE 4	1195	1225	1270	1310	1370	1435	1495	1560	1620	1685	1745	1810	1510	1635	1790

STYLE # FIL-0100-ROT30 30° RADIUS OTTOMAN



OPTIONS:

- TM Pole Tablet Mount\$450
**Specify Finish & Position*
**Specify Shape (See Page 44)*
Note: Pole Tablet Not Recommended In Modular Ganging Application.
- GDEV Ganging Devices\$30 Ea.

DIMENSIONS:

COM: 2 Yards
 COL: 40 Square Feet
 Carton Weight: 35 lbs.
 Frame Width: 16-1/2"
 Frame Depth: 22"
 Seat Height: 18"

I Must Select Leg: Metal or Wood
**Specify Finish On Wood Legs*

GRADE	COM	COL	1	2	3	4	5	6	7	8	9	10	L1	L2	L3
ZONE 1	1030	1060	1105	1145	1205	1270	1330	1395	1455	1520	1580	1645	1345	1470	1625
ZONE 2	1045	1075	1120	1160	1220	1285	1345	1410	1470	1535	1595	1660	1360	1485	1640
ZONE 3	1097	1127	1172	1212	1272	1337	1397	1462	1522	1587	1647	1712	1412	1537	1692
ZONE 4	1179	1209	1254	1294	1354	1419	1479	1544	1604	1669	1729	1794	1494	1619	1774

FILMORE - RADIUS OTTOMAN / TABLE TOP

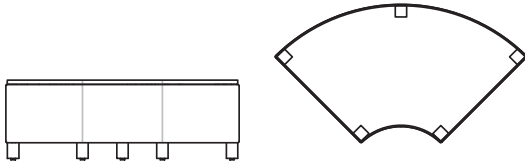
(GO TO INDEX)

Required Ordering Information:

1. Style #: FIL-0100-_____
2. Leg Option: Wood / Metal
3. Leg Finish: If Wood (See Page 16 For Finish Options)
4. Table Surface Code: Veneer-TW / Laminate-TL
(See Page 16 For Finish Options)
5. Pattern Color: Fabric / Leather



STYLE # FIL-0100-RTT90 90° RADIUS TABLE TOP



OPTIONS:

- TM Pole Tablet Mount\$450
*Specify Finish & Position
*Specify Shape (See Page 44)
Note: Pole Tablet Not Recommended In Modular Ganging Application.
- GDEV Ganging Devices\$30 Ea.

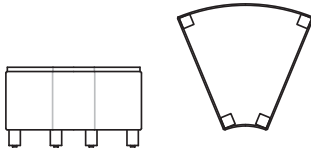
DIMENSIONS:

COM: 3 Yards
COL: 60 Square Feet
Carton Weight: 47 lbs.
Frame Width: 45"
Frame Depth: 22"
Table Height: 14"

I Must Select Leg: Metal or Wood
***Specify Finish On Wood Legs**
I Must Select Finish On Table Surface

GRADE	COM	COL	1	2	3	4	5	6	7	8	9	10	L1	L2	L3
ZONE 1	1808	1848	1898	1943	2018	2093	2168	2243	2318	2393	2468	2543	2183	2333	2523
ZONE 2	1823	1863	1913	1958	2033	2108	2183	2258	2333	2408	2483	2558	2198	2348	2538
ZONE 3	1875	1915	1965	2010	2085	2160	2235	2310	2385	2460	2535	2610	2250	2400	2590
ZONE 4	2024	2064	2114	2159	2234	2309	2384	2459	2534	2609	2684	2759	2399	2549	2739

STYLE # FIL-0100-RTT45 45° RADIUS TABLE TOP



OPTIONS:

- TM Pole Tablet Mount\$450
*Specify Finish & Position
*Specify Shape (See Page 44)
Note: Pole Tablet Not Recommended In Modular Ganging Application.
- GDEV Ganging Devices\$30 Ea.

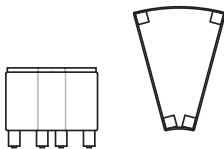
DIMENSIONS:

COM: 2 Yards
COL: 40 Square Feet
Carton Weight: 42 lbs.
Frame Width: 24-1/2"
Frame Depth: 22"
Table Height: 14"

I Must Select Leg: Metal or Wood
***Specify Finish On Wood Legs**
I Must Select Finish On Table Surface

GRADE	COM	COL	1	2	3	4	5	6	7	8	9	10	L1	L2	L3
ZONE 1	1391	1421	1466	1506	1566	1631	1691	1756	1816	1881	1941	2006	1706	1831	1986
ZONE 2	1411	1441	1486	1526	1586	1651	1711	1776	1836	1901	1961	2026	1726	1851	2006
ZONE 3	1457	1487	1532	1572	1632	1697	1757	1822	1882	1947	2007	2072	1772	1897	2052
ZONE 4	1545	1575	1620	1660	1720	1785	1845	1910	1970	2035	2095	2160	1860	1985	2140

STYLE # FIL-0100-RTT30 30° RADIUS TABLE TOP



OPTIONS:

- TM Pole Tablet Mount\$450
*Specify Finish & Position
*Specify Shape (See Page 44)
Note: Pole Tablet Not Recommended In Modular Ganging Application.
- GDEV Ganging Devices\$30 Ea.

DIMENSIONS:

COM: 2 Yards
COL: 40 Square Feet
Carton Weight: 40 lbs.
Frame Width: 16-1/2"
Frame Depth: 22"
Table Height: 14"

I Must Select Leg: Metal or Wood
***Specify Finish On Wood Legs**
I Must Select Finish On Table Surface

GRADE	COM	COL	1	2	3	4	5	6	7	8	9	10	L1	L2	L3
ZONE 1	1380	1410	1455	1495	1555	1620	1680	1745	1805	1870	1930	1995	1695	1820	1975
ZONE 2	1396	1426	1471	1511	1571	1636	1696	1761	1821	1886	1946	2011	1711	1836	1991
ZONE 3	1447	1477	1522	1562	1622	1687	1747	1812	1872	1937	1997	2062	1762	1887	2042
ZONE 4	1535	1565	1610	1650	1710	1775	1835	1900	1960	2025	2085	2150	1850	1975	2130

FILMORE - SEAT BENCH

(GO TO INDEX)

Required Ordering Information:

1. Style #: FIL-0100-_____
2. Leg Option: Wood / Metal
3. Leg Finish: If Wood (See Page 16 For Finish Options)
4. Pattern Color: Fabric / Leather



<p>STYLE # FIL-0100-OSB01 ONE SEAT BENCH</p> <div style="display: flex; justify-content: space-around; margin-top: 20px;"> </div>	<p>OPTIONS:</p> <p>TM Pole Tablet Mount\$450 <i>*Specify Finish & Position</i> <i>*Specify Shape (See Page 44)</i> Note: Pole Tablet Not Recommended In Modular Ganging Application.</p> <p>GDEV Ganging Devices\$30 Ea.</p> <p>I Must Select Leg: Metal or Wood <i>*Specify Finish On Wood Legs</i></p> <p>DIMENSIONS: COM: 2-1/2 Yards COL: 50 Square Feet Carton Weight: 31 lbs. Frame Width: 21-1/2" Frame Depth: 21-1/2" Seat Height: 18"</p>
--	--

GRADE	COM	COL	1	2	3	4	5	6	7	8	9	10	L1	L2	L3
ZONE 1	1056	1086	1131	1171	1231	1296	1356	1421	1481	1546	1606	1671	1371	1496	1651
ZONE 2	1071	1101	1146	1186	1246	1311	1371	1436	1496	1561	1621	1686	1386	1511	1666
ZONE 3	1123	1153	1198	1238	1298	1363	1423	1488	1548	1613	1673	1738	1438	1563	1718
ZONE 4	1210	1240	1285	1325	1385	1450	1510	1575	1635	1700	1760	1825	1525	1650	1805

<p>STYLE # FIL-0100-TSB02 TWO SEAT BENCH</p> <div style="display: flex; justify-content: space-around; margin-top: 20px;"> </div>	<p>OPTIONS:</p> <p>TM Pole Tablet Mount\$450 <i>*Specify Finish & Position</i> <i>*Specify Shape (See Page 44)</i> Note: Pole Tablet Not Recommended In Modular Ganging Application.</p> <p>GDEV Ganging Devices\$30 Ea.</p> <p>I Must Select Leg: Metal or Wood <i>*Specify Finish On Wood Legs</i></p> <p>DIMENSIONS: COM: 4 Yards COL: 80 Square Feet Carton Weight: 58 lbs. Frame Width: 42-1/2" Frame Depth: 21-1/2" Seat Height: 18"</p>
--	--

GRADE	COM	COL	1	2	3	4	5	6	7	8	9	10	L1	L2	L3
ZONE 1	1457	1507	1577	1637	1737	1837	1937	2037	2137	2237	2337	2437	1957	2157	2407
ZONE 2	1473	1523	1593	1653	1753	1853	1953	2053	2153	2253	2353	2453	1973	2173	2423
ZONE 3	1524	1574	1644	1704	1804	1904	2004	2104	2204	2304	2404	2504	2024	2224	2474
ZONE 4	1648	1698	1768	1828	1928	2028	2128	2228	2328	2428	2528	2628	2148	2348	2598

<p>STYLE # FIL-0100-TSB03 THREE SEAT BENCH</p> <div style="display: flex; justify-content: space-around; margin-top: 20px;"> </div>	<p>OPTIONS:</p> <p>TM Pole Tablet Mount\$450 <i>*Specify Finish & Position</i> <i>*Specify Shape (See Page 44)</i> Note: Pole Tablet Not Recommended In Modular Ganging Application.</p> <p>GDEV Ganging Devices\$30 Ea.</p> <p>I Must Select Leg: Metal or Wood <i>*Specify Finish On Wood Legs</i></p> <p>DIMENSIONS: COM: 5 Yards COL: 100 Square Feet Carton Weight: 82 lbs. Frame Width: 63-1/2" Frame Depth: 21-1/2" Seat Height: 18"</p>
--	---

GRADE	COM	COL	1	2	3	4	5	6	7	8	9	10	L1	L2	L3
ZONE 1	1859	1909	2009	2089	2209	2334	2459	2589	2709	2834	2959	3089	2489	2734	3049
ZONE 2	1875	1925	2025	2105	2225	2350	2475	2605	2725	2850	2975	3105	2505	2750	3065
ZONE 3	1921	1971	2071	2151	2271	2396	2521	2651	2771	2896	3021	3151	2551	2796	3111
ZONE 4	2075	2125	2225	2305	2425	2550	2675	2805	2925	3050	3175	3305	2705	2950	3265

FILMORE - SEAT BENCH WITH TABLE TOPS

(GO TO INDEX)

Required Ordering Information:

1. Style #: FIL-0100-_____
2. Leg Option: Wood / Metal
3. Leg Finish: If Wood (See Page 16 For Finish Options)
4. Table Surface Code: Veneer-TW / Laminate-TL
(See Page 16 For Finish Options)
5. Pattern Color: Fabric / Leather



<p>STYLE # FIL-0100-STT00 SQUARE TABLE TOP</p> <div style="display: flex; justify-content: space-around; margin-top: 20px;"> </div>	<p>OPTIONS:</p> <p>TM Pole Tablet Mount\$450 <i>*Specify Finish & Position</i> <i>*Specify Shape (See Page 44)</i> Note: Pole Tablet Not Recommended In Modular Ganging Application.</p> <p>GDEV Ganging Devices\$30 Ea.</p> <p>I Must Select Leg: Metal or Wood <i>*Specify Finish On Wood Legs</i></p> <p>I Must Select Finish On Table Surface</p> <p>DIMENSIONS: COM: 2 Yards COL: 50 Square Feet Carton Weight: 36 lbs. Frame Width: 21-1/2" Frame Depth: 21-1/2" Table Height: 14"</p>
--	---

GRADE	COM	COL	1	2	3	4	5	6	7	8	9	10	L1	L2	L3
ZONE 1	1272	1302	1347	1387	1447	1512	1572	1637	1697	1762	1822	1887	1587	1712	1867
ZONE 2	1288	1318	1363	1403	1463	1528	1588	1653	1713	1778	1838	1903	1603	1728	1883
ZONE 3	1339	1369	1414	1454	1514	1579	1639	1704	1764	1829	1889	1954	1654	1779	1934
ZONE 4	1427	1457	1502	1542	1602	1667	1727	1792	1852	1917	1977	2042	1742	1867	2022

<p>STYLE # FIL-0100-OCB01 ONE CUSHION BENCH</p> <div style="display: flex; justify-content: space-around; margin-top: 20px;"> </div>	<p>OPTIONS:</p> <p>TM Pole Tablet Mount\$450 <i>*Specify Finish & Position</i> <i>*Specify Shape (See Page 44)</i> Note: Pole Tablet Not Recommended In Modular Ganging Application.</p> <p>GDEV Ganging Devices\$30 Ea.</p> <p>I Must Select Leg: Metal or Wood <i>*Specify Finish On Wood Legs</i></p> <p>I Must Select Finish On Table Surface</p> <p>DIMENSIONS: COM: 3-1/2 Yards COL: 80 Square Feet Carton Weight: 63 lbs. Frame Width: 42-1/2" Frame Depth: 21-1/2" Table Height: 14" Seat Height: 18"</p>
---	---

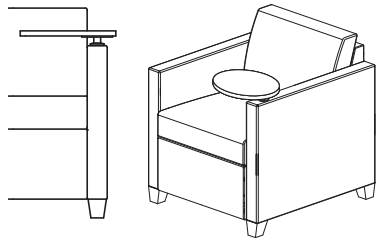
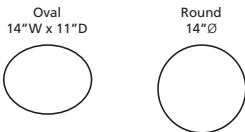
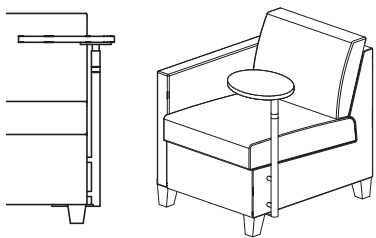
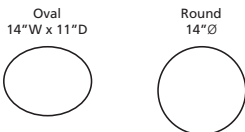
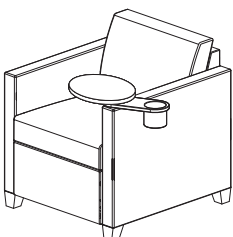
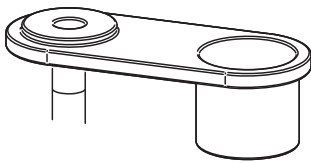
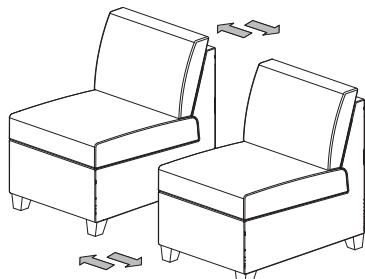
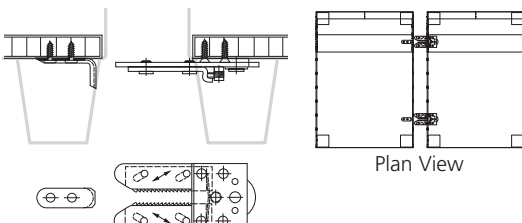
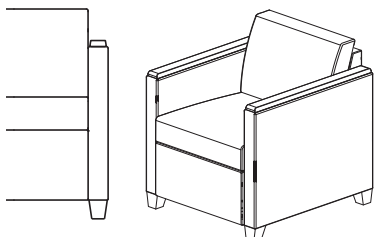
GRADE	COM	COL	1	2	3	4	5	6	7	8	9	10	L1	L2	L3
ZONE 1	1674	1714	1764	1809	1884	1959	2034	2109	2184	2259	2334	2409	2049	2199	2389
ZONE 2	1689	1729	1779	1824	1899	1974	2049	2124	2199	2274	2349	2424	2064	2214	2404
ZONE 3	1741	1781	1831	1876	1951	2026	2101	2176	2251	2326	2401	2476	2116	2266	2456
ZONE 4	1864	1904	1954	1999	2074	2149	2224	2299	2374	2449	2524	2599	2239	2389	2579

<p>STYLE # FIL-0100-TCB02 TWO CUSHION BENCH</p> <div style="display: flex; justify-content: space-around; margin-top: 20px;"> </div>	<p>OPTIONS:</p> <p>TM Pole Tablet Mount\$450 <i>*Specify Finish & Position</i> <i>*Specify Shape (See Page 44)</i> Note: Pole Tablet Not Recommended In Modular Ganging Application.</p> <p>GDEV Ganging Devices\$30 Ea.</p> <p>I Must Select Leg: Metal or Wood <i>*Specify Finish On Wood Legs</i></p> <p>I Must Select Finish On Table Surface</p> <p>DIMENSIONS: COM: 4-1/2 Yards COL: 90 Square Feet Carton Weight: 87 lbs. Frame Width: 63-1/2" Frame Depth: 21-1/2" Table Height: 14" Seat Height: 18"</p>
---	---

GRADE	COM	COL	1	2	3	4	5	6	7	8	9	10	L1	L2	L3
ZONE 1	2075	2135	2210	2275	2390	2500	2615	2730	2840	2955	3065	3180	2640	2865	3145
ZONE 2	2091	2151	2226	2291	2406	2516	2631	2746	2856	2971	3081	3196	2656	2881	3161
ZONE 3	2137	2197	2272	2337	2452	2562	2677	2792	2902	3017	3127	3242	2702	2927	3207
ZONE 4	2312	2372	2447	2512	2627	2737	2852	2967	3077	3192	3302	3417	2877	3102	3382

FILMORE OPTIONS

(GO TO INDEX)

DESCRIPTION / ILLUSTRATION	OPTIONS CODE	SPECIFICATIONS	LIST UPCHARGE	MUST SPECIFY
<p>PIVOTING TABLET</p> 	<p>PTL PTR</p>	<p>Pivoting Tablet - Left (As Facing) Pivoting Tablet - Right (As Facing)</p> <p>Available on arm units in either veneer or laminate top surfaces. (Rotates 360°) Specify shape and finish.</p> <p>Oval 14"W x 11"D</p> <p>Round 14"Ø</p> 	<p>\$375 \$375</p>	<p>Shape / Finish</p>
<p>POLE TABLET MOUNT</p> 	<p>TML TMR</p>	<p>Pole Tablet Mount - Left (As Facing) Pole Tablet Mount - Right (As Facing)</p> <p><i>Note: Pole Tablet Not Recommended In Modular Ganging Application.</i></p> <p>Available on armless units in either veneer or laminate top surfaces. (Rotates 360°) Specify shape and finish.</p> <p>Oval 14"W x 11"D</p> <p>Round 14"Ø</p> 	<p>\$450 \$450</p>	<p>Shape / Finish</p>
<p>CUP HOLDER</p> 	<p>CH</p>	<p>Cup Holder</p> <p>Available with the pivoting tablet. Mounts below the tablet. (10"W x 4"D / 3"Ø Opening For Drink)</p> 	<p>\$40</p>	<p>Pivoting Tablet</p>
<p>GANGING DEVICES</p> 	<p>GDEV</p>	<p>Ganging Devices</p> <p>Factory Installed</p>  <p>Plan View</p>	<p>\$30 Per Seating Unit</p>	
<p>ARM CAPS</p> 	<p>ACW</p>	<p>Arm Caps - Wood</p> <p>Available on arm units in veneer finishes.</p>	<p>\$125 Each Arm</p>	<p>Finish / Laminate</p>

KINLEY

(GO TO INDEX)

Collection Dimensions:

- Depth = 31-1/2"
- Height = 31-1/2"
- Seat Width = 21-1/2"
- Seat Depth = 20-1/2"
- Seat Height = 17-1/2"
- Arm Height = 26-1/4"

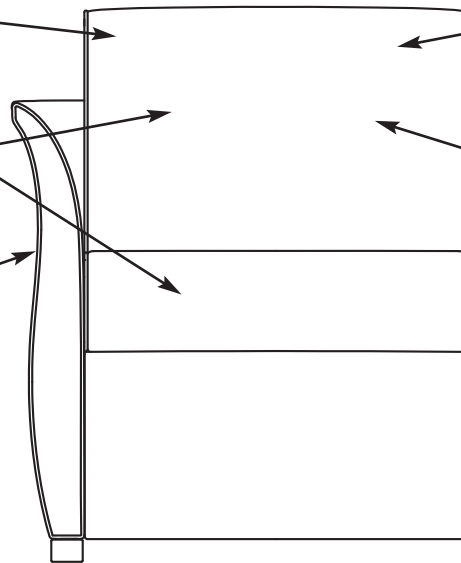
DESIGNED BY:



Frame constructed CNC cut engineered hardwood to maximize the strength, precise measurements and overall longevity.

Seats and backs sprung with no sag sinuous wire springs to enhance comfort, sustainability and endurance.

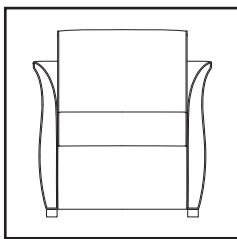
Elegant, sweeping curves, transitional to traditional design, coordinating with Marion guest seating and other chic styles.



Soy-based, high resilient polyurethane foam consisting of minimum 1.8 density in seats and backs, further advancing support and durability.

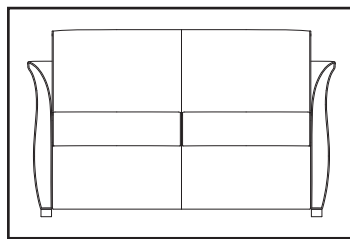
Optional, tufted backs for more traditional environments.

Durable yet graceful wooden base finished with environmentally friendly and long lasting materials.



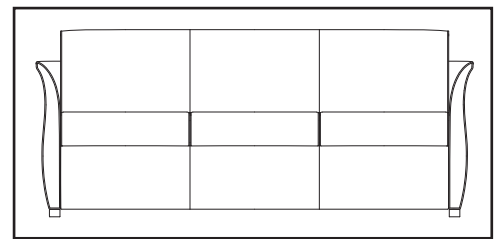
Lounge Chair

30-1/4"W x 31-1/2"D x 31-1/2"H



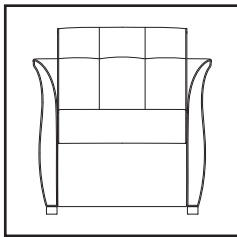
Loveseat

51-3/4"W x 31-1/2"D x 31-1/2"H



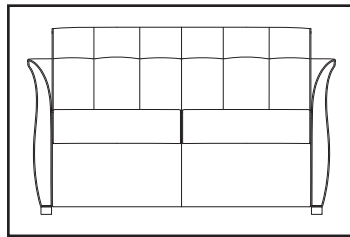
Sofa

73-1/4"W x 31-1/2"D x 31-1/2"H



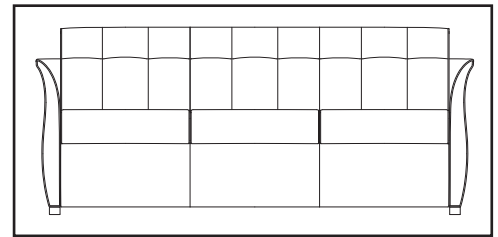
Tufted Lounge Chair

30-1/4"W x 31-1/2"D x 31-1/2"H



Tufted Loveseat

51-3/4"W x 31-1/2"D x 31-1/2"H



Tufted Sofa

73-1/4"W x 31-1/2"D x 31-1/2"H

Joints are securely fastened with mortise and tenon joinery as well as corner block construction to ensure long-term use.

Complete domestic production from frame through upholstery, controlled by one manufacturing facility. Less stress / damage to chair parts normally caused by overseas transit. Providing consistent, reliable quality standards at a quick response to shorter lead times.

KINLEY - NON-TUFTED

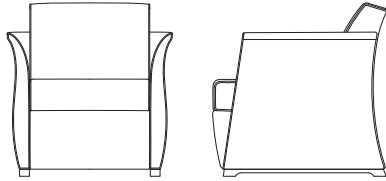
(GO TO INDEX)

Required Ordering Information:

1. Style #: KIN-0105-_____
2. Base Finish Code: (See Page 16 For Finish Options)
3. Pattern Color: Fabric / Leather



STYLE # KIN-0105-NTC01 LOUNGE CHAIR



OPTIONS:

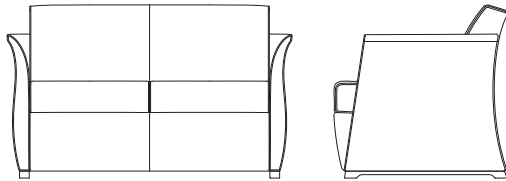
- Combination Fabrics Available Upon Request (Contact Factory For Quote)
- Due To Design Of Kinley, Casters & Arm Caps N/A

DIMENSIONS:

COM: 6 Yards
 COL: 120 Square Feet
 Carton Weight: 74 lbs.
 Frame Width: 30-1/4"
 Frame Depth: 31-1/2"
 Frame Height: 31-1/2"
 Arm Height: 26-1/4"
 Seat Height: 17-1/2"
 Inside Seat Depth: 20-1/2"
 Inside Seat Width: 21-1/2"

GRADE	COM	COL	1	2	3	4	5	6	7	8	9	10	L1	L2	L3
ZONE 1	1766	1841	1946	2036	2161	2301	2451	2566	2701	2841	2976	3116	2476	2746	3116
ZONE 2	1782	1857	1962	2052	2177	2317	2467	2582	2717	2857	2992	3132	2492	2762	3132
ZONE 3	1828	1903	2008	2098	2223	2363	2513	2628	2763	2903	3038	3178	2538	2808	3178
ZONE 4	1978	2053	2158	2248	2373	2513	2663	2778	2913	3053	3188	3328	2688	2958	3328

STYLE # KIN-0105-NTL02 LOVESEAT



OPTIONS:

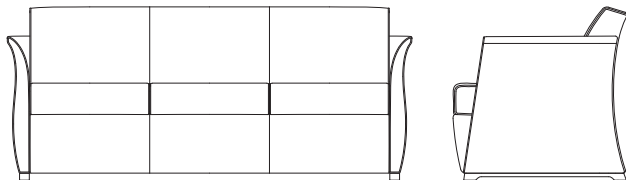
- Combination Fabrics Available Upon Request (Contact Factory For Quote)
- Due To Design Of Kinley, Casters & Arm Caps N/A

DIMENSIONS:

COM: 8 Yards
 COL: 160 Square Feet
 Carton Weight: 112 lbs.
 Frame Width: 51-3/4"
 Frame Depth: 31-1/2"
 Frame Height: 31-1/2"
 Arm Height: 26-1/4"
 Seat Height: 17-1/2"
 Inside Seat Depth: 20-1/2"
 Inside Seat Width: 43"

GRADE	COM	COL	1	2	3	4	5	6	7	8	9	10	L1	L2	L3
ZONE 1	2369	2464	2609	2724	2929	3099	3284	3474	3659	3849	4034	4224	3314	3679	4169
ZONE 2	2405	2500	2645	2760	2965	3135	3320	3510	3695	3885	4070	4260	3350	3715	4205
ZONE 3	2498	2593	2738	2853	3058	3228	3413	3603	3788	3978	4163	4353	3443	3808	4298
ZONE 4	2693	2788	2933	3048	3253	3423	3608	3798	3983	4173	4358	4548	3638	4003	4493

STYLE # KIN-0105-NTS03 SOFA



OPTIONS:

- Combination Fabrics Available Upon Request (Contact Factory For Quote)
- Due To Design Of Kinley, Casters & Arm Caps N/A

DIMENSIONS:

COM: 9-1/2 Yards
 COL: 190 Square Feet
 Carton Weight: 147 lbs.
 Frame Width: 73-1/4"
 Frame Depth: 31-1/2"
 Frame Height: 31-1/2"
 Arm Height: 26-1/4"
 Seat Height: 17-1/2"
 Inside Seat Depth: 20-1/2"
 Inside Seat Width: 64-1/2"

GRADE	COM	COL	1	2	3	4	5	6	7	8	9	10	L1	L2	L3
ZONE 1	2853	2978	3138	3283	3518	3758	3993	4233	4468	4708	4943	5183	4043	4518	5113
ZONE 2	2905	3030	3190	3335	3570	3810	4045	4285	4520	4760	4995	5235	4095	4570	5165
ZONE 3	3039	3164	3324	3469	3704	3944	4179	4419	4654	4894	5129	5369	4229	4704	5299
ZONE 4	3281	3406	3566	3711	3946	4186	4421	4661	4896	5136	5371	5611	4471	4946	5541

KINLEY - TUFTED

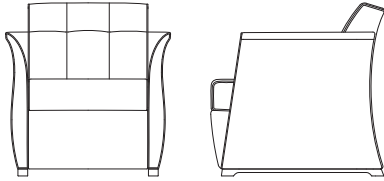
(GO TO INDEX)

Required Ordering Information:

1. Style #: KIN-0106-_____
2. Base Finish Code: (See Page 16 For Finish Options)
3. Pattern Color: Fabric / Leather



STYLE # KIN-0106-TUC01 TUFTED LOUNGE CHAIR



OPTIONS:

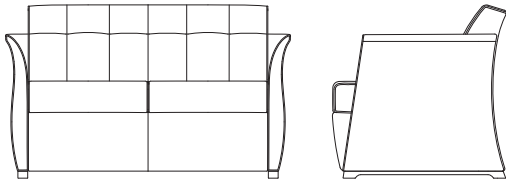
- Combination Fabrics Available Upon Request (Contact Factory For Quote)
- Due To Design Of Kinley, Casters & Arm Caps N/A

DIMENSIONS:

COM: 6 Yards
 COL: 120 Square Feet
 Carton Weight: 74 lbs.
 Frame Width: 30-1/4"
 Frame Depth: 31-1/2"
 Frame Height: 31-1/2"
 Arm Height: 26-1/4"
 Seat Height: 17-1/2"
 Inside Seat Depth: 20-1/2"
 Inside Seat Width: 21-1/2"

GRADE	COM	COL	1	2	3	4	5	6	7	8	9	10	L1	L2	L3
ZONE 1	1797	1872	1977	2067	2192	2332	2482	2597	2732	2872	3007	3147	2507	2777	3147
ZONE 2	1813	1888	1993	2083	2208	2348	2498	2613	2748	2888	3023	3163	2523	2793	3163
ZONE 3	1869	1944	2049	2139	2264	2404	2554	2669	2804	2944	3079	3219	2579	2849	3219
ZONE 4	2019	2094	2199	2289	2414	2554	2704	2819	2954	3094	3229	3369	2729	2999	3369

STYLE # KIN-0106-TUL02 TUFTED LOVESEAT



OPTIONS:


- Combination Fabrics Available Upon Request (Contact Factory For Quote)
- Due To Design Of Kinley, Casters & Arm Caps N/A

DIMENSIONS:

COM: 8 Yards
 COL: 160 Square Feet
 Carton Weight: 112 lbs.
 Frame Width: 51-3/4"
 Frame Depth: 31-1/2"
 Frame Height: 31-1/2"
 Arm Height: 26-1/4"
 Seat Height: 17-1/2"
 Inside Seat Depth: 20-1/2"
 Inside Seat Width: 43"

GRADE	COM	COL	1	2	3	4	5	6	7	8	9	10	L1	L2	L3
ZONE 1	2451	2546	2691	2806	3011	3181	3366	3556	3741	3931	4116	4306	3396	3761	4251
ZONE 2	2467	2562	2707	2822	3027	3197	3382	3572	3757	3947	4132	4322	3412	3777	4267
ZONE 3	2580	2675	2820	2935	3140	3310	3495	3685	3870	4060	4245	4435	3525	3890	4380
ZONE 4	2791	2886	3031	3146	3351	3521	3706	3896	4081	4271	4456	4646	3736	4101	4591

STYLE # KIN-0106-TUS03 TUFTED SOFA



OPTIONS:

- Combination Fabrics Available Upon Request (Contact Factory For Quote)
- Due To Design Of Kinley, Casters & Arm Caps N/A

DIMENSIONS:

COM: 9-1/2 Yards
 COL: 190 Square Feet
 Carton Weight: 147 lbs.
 Frame Width: 73-1/4"
 Frame Depth: 31-1/2"
 Frame Height: 31-1/2"
 Arm Height: 26-1/4"
 Seat Height: 17-1/2"
 Inside Seat Depth: 20-1/2"
 Inside Seat Width: 64-1/2"

GRADE	COM	COL	1	2	3	4	5	6	7	8	9	10	L1	L2	L3
ZONE 1	2977	3102	3262	3407	3642	3882	4117	4357	4592	4832	5067	5307	4167	4642	5237
ZONE 2	2992	3117	3277	3422	3657	3897	4132	4372	4607	4847	5082	5322	4182	4657	5252
ZONE 3	3162	3287	3447	3592	3827	4067	4302	4542	4777	5017	5252	5492	4352	4827	5422
ZONE 4	3404	3529	3689	3834	4069	4309	4544	4784	5019	5259	5494	5734	4594	5069	5664

CHICHI

(GO TO INDEX)

Collection Dimensions:

- Depth = 31"
- Height = 31-1/2"
- Seat Width = 21-1/2"
- Seat Depth = 21"
- Seat Height = 17-1/2"
- Arm Height = 24-1/2"

DESIGNED BY:



Frame constructed CNC cut engineered hardwood to maximize the strength, precise measurements and overall longevity.

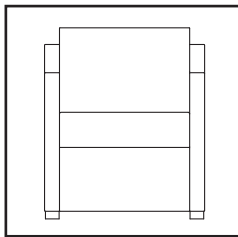
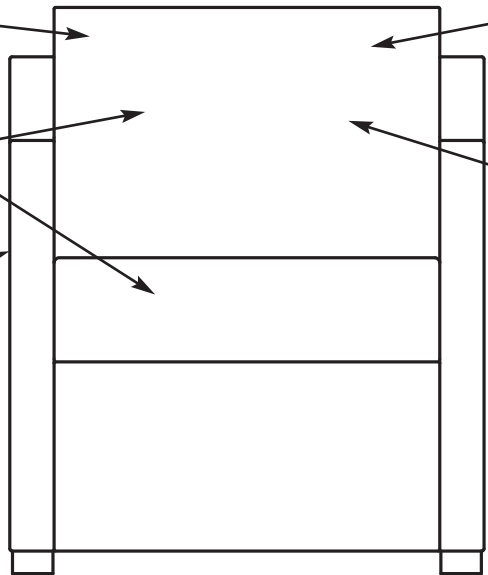
Seats and backs sprung with no sag sinuous wire springs to enhance comfort, sustainability and endurance.

Transitional Design with clean lines, sweeping back and top stitch throughout.

Soy-based, high resilient polyurethane foam consisting of minimum 1.8 density in seats and backs, further advancing support and durability.

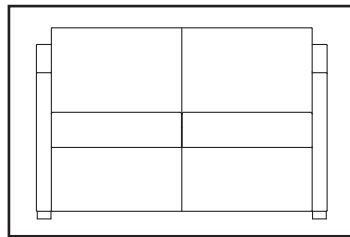
Optional, tufted backs for more traditional environments.

Slightly tapered wooden legs available in all Design-Build and Office Park finishes.



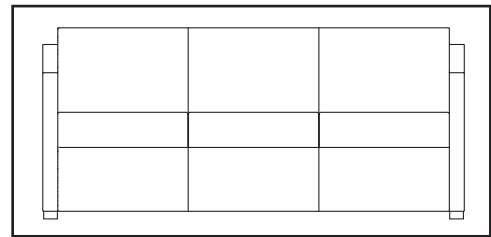
Lounge Chair

26-1/2"W x 31"D x 31-1/2"H



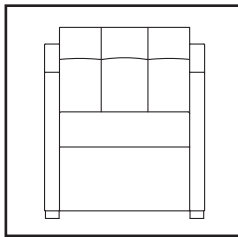
Loveseat

48"W x 31"D x 31-1/2"H



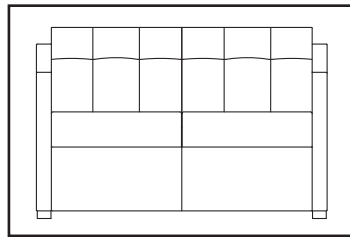
Sofa

69-1/2"W x 31"D x 31-1/2"H



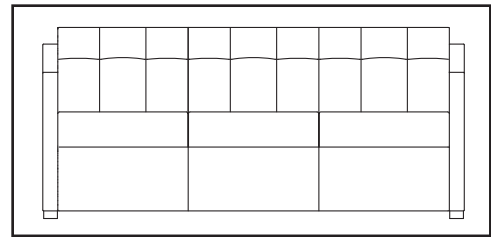
Tufted Lounge Chair

26-1/2"W x 31"D x 31-1/2"H



Tufted Loveseat

48"W x 31"D x 31-1/2"H



Tufted Sofa

69-1/2"W x 31"D x 31-1/2"H

Joints are securely fastened with mortise and tenon joinery as well as corner block construction to ensure long-term use.

Complete domestic production from frame through upholstery, controlled by one manufacturing facility. Less stress / damage to chair parts normally caused by overseas transit. Providing consistent, reliable quality standards at a quick response to shorter lead times.

CHICHI - NON-TUFTED

(GO TO INDEX)

Required Ordering Information:

1. Style #: CHI-0102-_____
2. Base Finish Code: (See Page 16 For Finish Options)
3. Pattern Color: Fabric / Leather



STYLE # CHI-0102-NTC01 LOUNGE CHAIR								OPTIONS:					DIMENSIONS:		
								<ul style="list-style-type: none"> • Combination Fabrics Available Upon Request (Contact Factory For Quote) • Due To Design Of ChiChi, Casters & Arm Caps N/A 					<p>COM: 7 Yards COL: 140 Square Feet Carton Weight: 74 lbs. Frame Width: 26-1/2" Frame Depth: 31" Frame Height: 31-1/2" Arm Height: 24-1/2" Seat Height: 17-1/2" Inside Seat Depth: 21" Inside Seat Width: 21-1/2"</p>		
								GRADE	COM	COL	1	2	3	4	5
ZONE 1	1766	1841	1946	2036	2161	2301	2451	2566	2701	2841	2976	3116	2476	2746	3116
ZONE 2	1782	1857	1962	2052	2177	2317	2467	2582	2717	2857	2992	3132	2492	2762	3132
ZONE 3	1828	1903	2008	2098	2223	2363	2513	2628	2763	2903	3038	3178	2538	2808	3178
ZONE 4	1978	2053	2158	2248	2373	2513	2663	2778	2913	3053	3188	3328	2688	2958	3328

STYLE # CHI-0102-NTL02 LOVESEAT								OPTIONS:					DIMENSIONS:		
								<ul style="list-style-type: none"> • Combination Fabrics Available Upon Request (Contact Factory For Quote) • Due To Design Of ChiChi, Casters & Arm Caps N/A 					<p>COM: 9 Yards COL: 180 Square Feet Carton Weight: 112 lbs. Frame Width: 48" Frame Depth: 31" Frame Height: 31-1/2" Arm Height: 24-1/2" Seat Height: 17-1/2" Inside Seat Depth: 21" Inside Seat Width: 43"</p>		
								GRADE	COM	COL	1	2	3	4	5
ZONE 1	2369	2489	2639	2779	2999	3224	3449	3674	3899	4124	4349	4574	3494	3944	4509
ZONE 2	2405	2525	2675	2815	3035	3260	3485	3710	3935	4160	4385	4610	3530	3980	4545
ZONE 3	2498	2618	2768	2908	3128	3353	3578	3803	4028	4253	4478	4703	3623	4073	4638
ZONE 4	2693	2813	2963	3103	3323	3548	3773	3998	4223	4448	4673	4898	3818	4268	4833

STYLE # CHI-0102-NTS03 SOFA								OPTIONS:					DIMENSIONS:		
								<ul style="list-style-type: none"> • Combination Fabrics Available Upon Request (Contact Factory For Quote) • Due To Design Of ChiChi, Casters & Arm Caps N/A 					<p>COM: 10-1/2 Yards COL: 210 Square Feet Carton Weight: 147 lbs. Frame Width: 69-1/2" Frame Depth: 31" Frame Height: 31-1/2" Arm Height: 24-1/2" Seat Height: 17-1/2" Inside Seat Depth: 21" Inside Seat Width: 64-1/2"</p>		
								GRADE	COM	COL	1	2	3	4	5
ZONE 1	2853	2978	3138	3283	3518	3758	3993	4233	4468	4708	4943	5183	4043	4518	5113
ZONE 2	2905	3030	3190	3335	3570	3810	4045	4285	4520	4760	4995	5235	4095	4570	5165
ZONE 3	3039	3164	3324	3469	3704	3944	4179	4419	4654	4894	5129	5369	4229	4704	5299
ZONE 4	3281	3406	3566	3711	3946	4186	4421	4661	4896	5136	5371	5611	4471	4946	5541

CHICHI - TUFTED

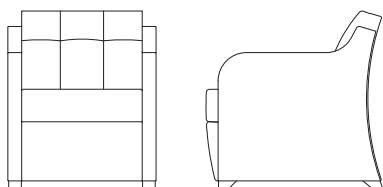
(GO TO INDEX)

Required Ordering Information:

1. Style #: CHI-0101-_-_-_-_-
2. Base Finish Code: (See Page 16 For Finish Options)
3. Pattern Color: Fabric / Leather



STYLE # CHI-0101-TUC01 TUFTED LOUNGE CHAIR



OPTIONS:

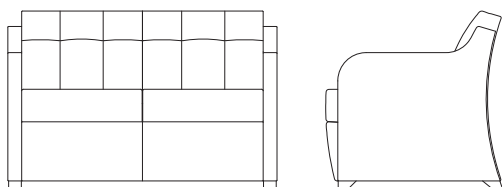
- Combination Fabrics Available Upon Request (Contact Factory For Quote)
- Due To Design Of ChiChi, Casters & Arm Caps N/A

DIMENSIONS:

COM: 7 Yards
 COL: 140 Square Feet
 Carton Weight: 74 lbs.
 Frame Width: 26-1/2"
 Frame Depth: 31"
 Frame Height: 31-1/2"
 Arm Height: 24-1/2"
 Seat Height: 17-1/2"
 Inside Seat Depth: 21"
 Inside Seat Width: 21-1/2"

GRADE	COM	COL	1	2	3	4	5	6	7	8	9	10	L1	L2	L3
ZONE 1	1797	1872	1977	2067	2192	2332	2482	2597	2732	2872	3007	3147	2507	2777	3147
ZONE 2	1813	1888	1993	2083	2208	2348	2498	2613	2748	2888	3023	3163	2523	2793	3163
ZONE 3	1869	1944	2049	2139	2264	2404	2554	2669	2804	2944	3079	3219	2579	2849	3219
ZONE 4	2019	2094	2199	2289	2414	2554	2704	2819	2954	3094	3229	3369	2729	2999	3369

STYLE # CHI-0101-TUL02 TUFTED LOVESEAT



OPTIONS:

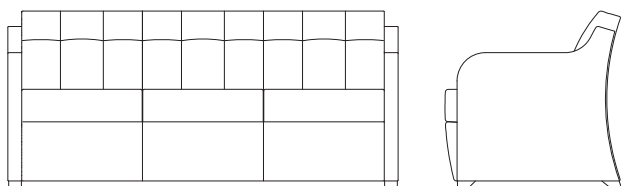
- Combination Fabrics Available Upon Request (Contact Factory For Quote)
- Due To Design Of ChiChi, Casters & Arm Caps N/A

DIMENSIONS:

COM: 9 Yards
 COL: 180 Square Feet
 Carton Weight: 112 lbs.
 Frame Width: 48"
 Frame Depth: 31"
 Frame Height: 31-1/2"
 Arm Height: 24-1/2"
 Seat Height: 17-1/2"
 Inside Seat Depth: 21"
 Inside Seat Width: 43"

GRADE	COM	COL	1	2	3	4	5	6	7	8	9	10	L1	L2	L3
ZONE 1	2451	2571	2721	2861	3081	3306	3531	3756	3981	4206	4431	4656	3576	4026	4591
ZONE 2	2467	2587	2737	2877	3097	3322	3547	3772	3997	4222	4447	4672	3592	4042	4607
ZONE 3	2580	2700	2850	2990	3210	3435	3660	3885	4110	4335	4560	4785	3705	4155	4720
ZONE 4	2791	2911	3061	3201	3421	3646	3871	4096	4321	4546	4771	4996	3916	4366	4931

STYLE # CHI-0101-TUS03 TUFTED SOFA



OPTIONS:

- Combination Fabrics Available Upon Request (Contact Factory For Quote)
- Due To Design Of ChiChi, Casters & Arm Caps N/A

DIMENSIONS:

COM: 10-1/2 Yards
 COL: 210 Square Feet
 Carton Weight: 147 lbs.
 Frame Width: 69-1/2"
 Frame Depth: 31"
 Frame Height: 31-1/2"
 Arm Height: 24-1/2"
 Seat Height: 17-1/2"
 Inside Seat Depth: 21"
 Inside Seat Width: 64-1/2"

GRADE	COM	COL	1	2	3	4	5	6	7	8	9	10	L1	L2	L3
ZONE 1	2977	3102	3262	3407	3642	3882	4117	4357	4592	4832	5067	5307	4167	4642	5237
ZONE 2	2992	3117	3277	3422	3657	3897	4132	4372	4607	4847	5082	5322	4182	4657	5252
ZONE 3	3162	3287	3447	3592	3827	4067	4302	4542	4777	5017	5252	5492	4352	4827	5422
ZONE 4	3404	3529	3689	3834	4069	4309	4544	4784	5019	5259	5494	5734	4594	5069	5664



Designed by Michael Shields, Covet is an executive chair collection tailored for a variety of corporate aesthetics. Covet is standard in mid and high-back designs and is available with fully upholstered, "C" and adjustable arms, making it functional and versatile for the modern office.



Made In USA

COVET

(GO TO INDEX)

Collection Dimensions:

- Overall Width = 25-3/4"**
- Overall Depth = 23-1/2"**
- Height = 47-1/2" - 50-1/2"**
- Seat Width = 20-1/2"**
- Seat Depth = 19"**
- Seat Height = 19" - 22"**
- Arm Height = 26" - 29"**

Covet's slim, chiseled, profile compliments DARRAN's contemporary and transitional casegoods and conference room offerings. Finely tailored upholstery featuring elegant top stitch detailing provides a quality image while accommodating "real world" budgets. A family of models is offered, appropriate for Executive private offices, conference rooms, or open plan environments. A high level of detail provides 360° visual interest, especially important in conference room applications.

DESIGNED BY:
Michael Shields - Studio 3

Frame Construction:

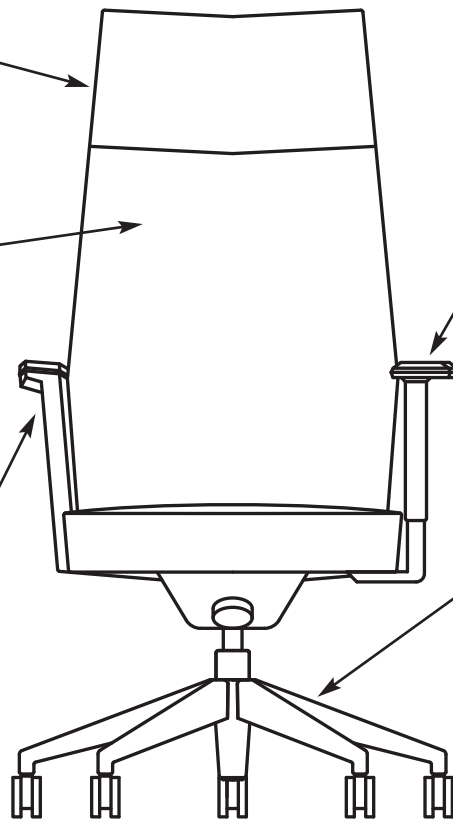
Hardwood Plywood components are precision cut on CNC routers and feature interlocking tab joinery for superior strength and long term durability. All joints are assembled utilizing glue and steel fasteners.

Cushioning:

Back utilizes an elastic sheet webbing suspension that conforms to individual's lumbar curvatures for adaptive support. Cushioning materials are laminations of Cal117 rated high-density polyurethane foams of varying compression rates, providing durability and long term comfort.

Upholstered Arms:

Upholstered panel arms feature caps which can be specified in contrasting fabrics, vinyls, or leathers. Optional wood arm caps are also available in any DARRAN finish. Welting between cap and arm can also be specified in contrasting upholstery materials.



Adjustable Ergonomic Arms:

Available in either T-Polished Aluminum or T-Nylon Black, this multi-functional telescoping arm features height, depth, and pivot adjustability. Activated by a button trigger, it provides 4" of vertical adjustment to help relieve upper back and shoulder fatigue. 3" of front to back friction - activated depth adjustment allows users to get closer to their work surface while maintaining effective use of the backrest. The 30 degree inward / outward pivot provides proper forearm support for various tasks such as keying and mousing.

Bases:

27" diameter, available in Black Nylon (Standard), Polished Aluminum or Wood.

Casters:

Large 60mm diameter wheels are standard and promote increased mobility.



Upholstered Arms
(Mid-Back or High-Back)



Armless
(Mid-Back or High-Back)



Adjustable Arms
(Mid-Back or High-Back)



Metal "C" Arms
(Mid-Back or High-Back)

MECHANISMS:

Tilt-Swivel: The standard Covet tilt mechanism is constructed of die cast aluminum and features an upright lock, tilt tension adjustment, and 16 degrees of recline.

Knee-Tilt Swivel: The optional Knee-tilt mechanism features an advanced pivot point which greatly reduces leg lift throughout its 16 degrees of recline. The multi-position locking function has an anti-shock device that prevents release when the chair is unoccupied. The mechanism locks in task and reclined positions. Height adjustment and tilt tension are also provided.

COVET - UPHOLSTERED ARMS

(GO TO INDEX)

Required Ordering Information:

1. Style #: COV-9725-____
2. Pattern Color: Fabric / Leather



<p>STYLE # COV-9725-UAM04 MID-BACK</p>		<p>OPTIONS:</p> <p>Arm Options:</p> <ul style="list-style-type: none"> • AOW - Wood Arm Caps \$95 <i>*Specify Finish (See Page 16)</i> <p>Base Options:</p> <ul style="list-style-type: none"> • BOP - Polished Aluminum Base \$95 • BOW - Wood Base \$160 <i>*Specify Finish (See Page 16)</i> <p>Mechanism Options:</p> <ul style="list-style-type: none"> • MOK - Knee Tilt Swivel \$95 		<p>DIMENSIONS:</p> <p>COM: 3 Yards COL: 60 Square Feet Carton Weight: 55 lbs. Overall Width: 25-3/4" Overall Depth: 23-1/2" Height: 40" - 43" Seat Width: 20-1/2" Seat Depth: 19" Seat Height: 19" - 22" Arm Height: 26" - 29"</p>	
		<p>Upholstered Arms • Mid-Back • Black Base • Tilt Swivel</p>			

GRADE	COM	COL	1	2	3	4	5	6	7	8	9	10	L1	L2	L3
ZONE 1	1442	1482	1532	1577	1652	1727	1802	1877	1952	2027	2102	2177	1817	1967	2157
ZONE 2	1468	1508	1558	1603	1678	1753	1828	1903	1978	2053	2128	2203	1843	1993	2183
ZONE 3	1494	1534	1584	1629	1704	1779	1854	1929	2004	2079	2154	2229	1869	2019	2209
ZONE 4	1519	1559	1609	1654	1729	1804	1879	1954	2029	2104	2179	2254	1894	2044	2234

<p>STYLE # COV-9725-UAH05 HIGH-BACK</p>		<p>OPTIONS:</p> <p>Arm Options:</p> <ul style="list-style-type: none"> • AOW - Wood Arm Caps \$95 <i>*Specify Finish (See Page 16)</i> <p>Base Options:</p> <ul style="list-style-type: none"> • BOP - Polished Aluminum Base \$95 • BOW - Wood Base \$160 <i>*Specify Finish (See Page 16)</i> <p>Mechanism Options:</p> <ul style="list-style-type: none"> • MOK - Knee Tilt Swivel \$95 		<p>DIMENSIONS:</p> <p>COM: 3-1/2 Yards COL: 70 Square Feet Carton Weight: 60 lbs. Overall Width: 25-3/4" Overall Depth: 23-1/2" Height: 47-1/2" - 50-1/2" Seat Width: 20-1/2" Seat Depth: 19" Seat Height: 19" - 22" Arm Height: 26" - 29"</p>	
		<p>Upholstered Arms • High-Back • Black Base • Tilt Swivel</p>			

GRADE	COM	COL	1	2	3	4	5	6	7	8	9	10	L1	L2	L3
ZONE 1	1494	1534	1584	1629	1704	1779	1854	1929	2004	2079	2154	2229	1869	2019	2209
ZONE 2	1519	1559	1609	1654	1729	1804	1879	1954	2029	2104	2179	2254	1894	2044	2234
ZONE 3	1545	1585	1635	1680	1755	1830	1905	1980	2055	2130	2205	2280	1920	2070	2260
ZONE 4	1571	1611	1661	1706	1781	1856	1931	2006	2081	2156	2231	2306	1946	2096	2286

COVET - ARMLESS

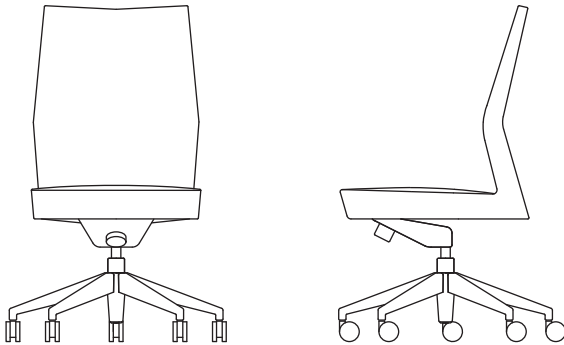
(GO TO INDEX)

Required Ordering Information:

1. Style #: COV-9725-_____
2. Pattern Color: Fabric / Leather



STYLE # COV-9725-NAM00 MID-BACK



OPTIONS:

Base Options:

- BOP - Polished Aluminum Base \$95
- BOW - Wood Base \$160
- *Specify Finish (See Page 16)*

Mechanism Options:

- MOK - Knee Tilt Swivel \$95

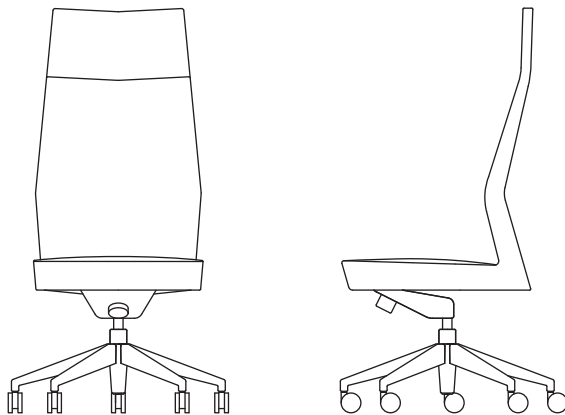
DIMENSIONS:

COM: 2-1/2 Yards
 COL: 50 Square Feet
 Carton Weight: 50 lbs.
 Overall Width: 20-1/2"
 Overall Depth: 23-1/2"
 Height: 40" - 43"
 Seat Width: 20-1/2"
 Seat Depth: 19"
 Seat Height: 19" - 22"

Armless • Mid-Back • Black Base • Tilt Swivel

GRADE	COM	COL	1	2	3	4	5	6	7	8	9	10	L1	L2	L3
ZONE 1	1205	1235	1280	1320	1380	1445	1505	1570	1630	1695	1755	1820	1520	1645	1800
ZONE 2	1231	1261	1306	1346	1406	1471	1531	1596	1656	1721	1781	1846	1546	1671	1826
ZONE 3	1257	1287	1332	1372	1432	1497	1557	1622	1682	1747	1807	1872	1572	1697	1852
ZONE 4	1293	1323	1368	1408	1468	1533	1593	1658	1718	1783	1843	1908	1608	1733	1888

STYLE # COV-9725-NAH01 HIGH-BACK



OPTIONS:

Base Options:

- BOP - Polished Aluminum Base \$95
- BOW - Wood Base \$160
- *Specify Finish (See Page 16)*

Mechanism Options:

- MOK - Knee Tilt Swivel \$95

DIMENSIONS:

COM: 3 Yards
 COL: 60 Square Feet
 Carton Weight: 55 lbs.
 Overall Width: 20-1/2"
 Overall Depth: 23-1/2"
 Height: 47-1/2" - 50-1/2"
 Seat Width: 20-1/2"
 Seat Depth: 19"
 Seat Height: 19" - 22"

Armless • High-Back • Black Base • Tilt Swivel

GRADE	COM	COL	1	2	3	4	5	6	7	8	9	10	L1	L2	L3
ZONE 1	1257	1297	1347	1392	1467	1542	1617	1692	1767	1842	1917	1992	1632	1782	1972
ZONE 2	1282	1322	1372	1417	1492	1567	1642	1717	1792	1867	1942	2017	1657	1807	1997
ZONE 3	1308	1348	1398	1443	1518	1593	1668	1743	1818	1893	1968	2043	1683	1833	2023
ZONE 4	1334	1374	1424	1469	1544	1619	1694	1769	1844	1919	1994	2069	1709	1859	2049

COVET - ADJUSTABLE ERGONOMIC ARMS

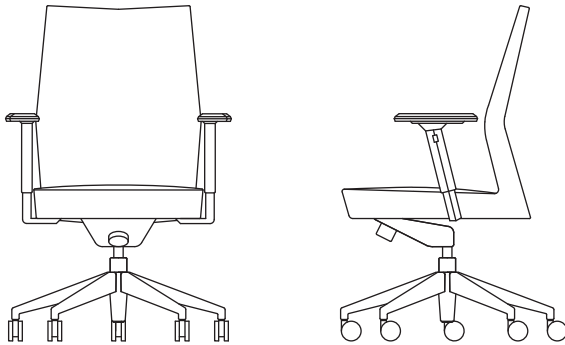
(GO TO INDEX)

Required Ordering Information:

- 1. Style #: COV-9725-_____
- 2. Pattern Color: Fabric / Leather



STYLE # COV-9725-AAM02 MID-BACK



OPTIONS:

Arm Options:

- AOT - T-Polished Aluminum Arms \$95

Base Options:

- BOP - Polished Aluminum Base \$95
- BOW - Wood Base \$160

*Specify Finish (See Page 16)

Mechanism Options:

- MOK - Knee Tilt Swivel \$95

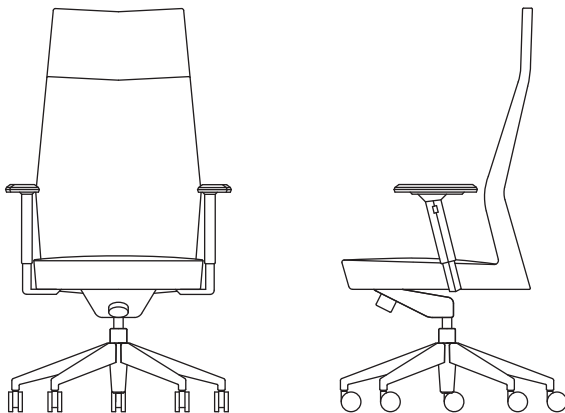
DIMENSIONS:

- COM: 2-1/2 Yards
- COL: 50 Square Feet
- Carton Weight: 55 lbs.
- Overall Width: 27-1/2"
- Overall Depth: 23-1/2"
- Height: 40" - 43"
- Seat Width: 20-1/2"
- Seat Depth: 19"
- Seat Height: 19" - 22"
- Arm Height: 26" - 29"

Adjustable T-Nylon Black Arms • Mid-Back • Black Base • Tilt Swivel

GRADE	COM	COL	1	2	3	4	5	6	7	8	9	10	L1	L2	L3
ZONE 1	1380	1410	1455	1495	1555	1620	1680	1745	1805	1870	1930	1995	1695	1820	1975
ZONE 2	1406	1436	1481	1521	1581	1646	1706	1771	1831	1896	1956	2021	1721	1846	2001
ZONE 3	1432	1462	1507	1547	1607	1672	1732	1797	1857	1922	1982	2047	1747	1872	2027
ZONE 4	1457	1487	1532	1572	1632	1697	1757	1822	1882	1947	2007	2072	1772	1897	2052

STYLE # COV-9725-AAH03 HIGH-BACK



OPTIONS:

Arm Options:

- AOT - T-Polished Aluminum Arms \$95

Base Options:

- BOP - Polished Aluminum Base \$95
- BOW - Wood Base \$160

*Specify Finish (See Page 16)

Mechanism Options:

- MOK - Knee Tilt Swivel \$95

DIMENSIONS:

- COM: 3 Yards
- COL: 60 Square Feet
- Carton Weight: 60 lbs.
- Overall Width: 27-1/2"
- Overall Depth: 23-1/2"
- Height: 47-1/2" - 50-1/2"
- Seat Width: 20-1/2"
- Seat Depth: 19"
- Seat Height: 19" - 22"
- Arm Height: 26" - 29"

Adjustable T-Nylon Black Arms • High-Back • Black Base • Tilt Swivel

GRADE	COM	COL	1	2	3	4	5	6	7	8	9	10	L1	L2	L3
ZONE 1	1432	1472	1522	1567	1642	1717	1792	1867	1942	2017	2092	2167	1807	1957	2147
ZONE 2	1457	1497	1547	1592	1667	1742	1817	1892	1967	2042	2117	2192	1832	1982	2172
ZONE 3	1483	1523	1573	1618	1693	1768	1843	1918	1993	2068	2143	2218	1858	2008	2198
ZONE 4	1509	1549	1599	1644	1719	1794	1869	1944	2019	2094	2169	2244	1884	2034	2224

COVET - METAL "C" ARMS

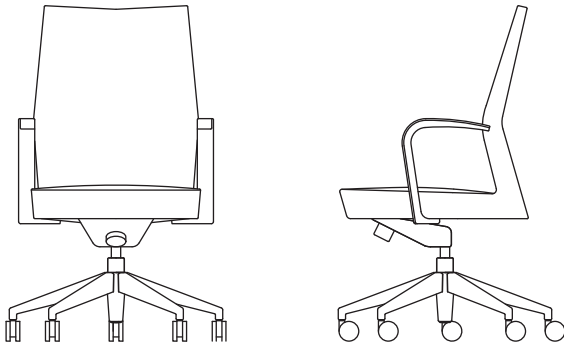
(GO TO INDEX)

Required Ordering Information:

1. Style #: COV-9725-_____
2. Pattern Color: Fabric / Leather



STYLE # COV-9725-CAM06 MID-BACK



OPTIONS:

Base Options:

- BOP - Polished Aluminum Base \$95
- BOW - Wood Base \$160
- *Specify Finish (See Page 16)*

Mechanism Options:

- MOK - Knee Tilt Swivel \$95

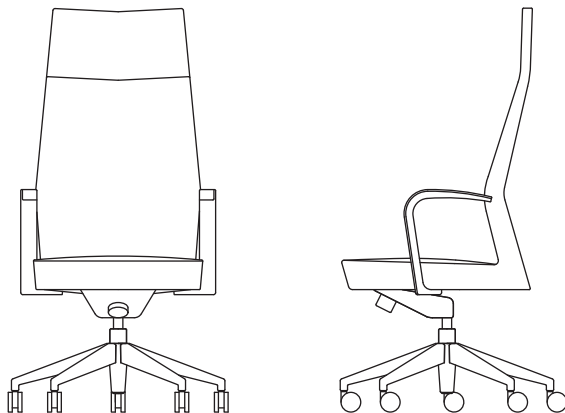
DIMENSIONS:

COM: 2-1/2 Yards
 COL: 50 Square Feet
 Carton Weight: 50 lbs.
 Overall Width: 26"
 Overall Depth: 23-1/2"
 Height: 40" - 43"
 Seat Width: 20-1/2"
 Seat Depth: 19"
 Seat Height: 19" - 22"
 Arm Height: 26" - 29"

Metal "C" Arm • Mid-Back • Black Base • Tilt Swivel

GRADE	COM	COL	1	2	3	4	5	6	7	8	9	10	L1	L2	L3
ZONE 1	1380	1410	1455	1495	1555	1620	1680	1745	1805	1870	1930	1995	1695	1820	1975
ZONE 2	1406	1436	1481	1521	1581	1646	1706	1771	1831	1896	1956	2021	1721	1846	2001
ZONE 3	1432	1462	1507	1547	1607	1672	1732	1797	1857	1922	1982	2047	1747	1872	2027
ZONE 4	1457	1487	1532	1572	1632	1697	1757	1822	1882	1947	2007	2072	1772	1897	2052

STYLE # COV-9725-CAH07 HIGH-BACK



OPTIONS:

Base Options:

- BOP - Polished Aluminum Base \$95
- BOW - Wood Base \$160
- *Specify Finish (See Page 16)*

Mechanism Options:

- MOK - Knee Tilt Swivel \$95

DIMENSIONS:

COM: 3 Yards
 COL: 60 Square Feet
 Carton Weight: 55 lbs.
 Overall Width: 26"
 Overall Depth: 23-1/2"
 Height: 47-1/2" - 50-1/2"
 Seat Width: 20-1/2"
 Seat Depth: 19"
 Seat Height: 19" - 22"
 Arm Height: 26" - 29"

Metal "C" Arm • High-Back • Black Base • Tilt Swivel

GRADE	COM	COL	1	2	3	4	5	6	7	8	9	10	L1	L2	L3
ZONE 1	1432	1472	1522	1567	1642	1717	1792	1867	1942	2017	2092	2167	1807	1957	2147
ZONE 2	1457	1497	1547	1592	1667	1742	1817	1892	1967	2042	2117	2192	1832	1982	2172
ZONE 3	1483	1523	1573	1618	1693	1768	1843	1918	1993	2068	2143	2218	1858	2008	2198
ZONE 4	1509	1549	1599	1644	1719	1794	1869	1944	2019	2094	2169	2244	1884	2034	2224