

D A R R A N

# Sierra XP Reception Price List

Effective April 15, 2012



ENVI-UT / BAC GUARD SILVER™ ANTI-MICROBIAL FINISH



## DESIGN-BUILD SERVICE PROGRAMS

**PROJECT SALES TEAM:** DARRAN's Project Sales Team has a total of 20 years experience and knowledge of products that are available to assist in the development of:

- Floor plan layout
- Budget development
- Purchase order generation
- Manufacturing and delivery scheduling

**PROJECT COORDINATION:** DARRAN's "built-to-order" methods allow the Specifier to identify and plan manufacturing through installation "by floor and by office". This includes:

- Order acknowledgement and paperwork defined by office.
- Options, keying and tagging by specific office.
- Manufacturing and sequence loading of delivery trailer by specific office - complete and ready for installation.
- Packing list with floor plan layout attached to specific office units.
- Factory onsite technical/installation consultation and assistance.

**PROJECT DEPENDABILITY:** DARRAN can offer, on request, performance bonds or delivery guarantees that assure a fail-safe schedule and project completion.

**NO HASSLE FREIGHT PROGRAM:** Even though DARRAN has the Industries lowest registered freight damage claim of .0030%, accidents will happen. DARRAN will file the freight charge claim and take all settlement risk, if:

- Furniture has not been installed and is located at point of delivery with original cartoning available for inspection.
- Furniture was delivered to a commercial dock location.

Contact Warranty for qualification and assistance.

**AREA FACTORY SERVICE:** DARRAN is a member of the Furniture Medic Services Franchise with locations nationally and internationally. Medic services are coordinated through DARRAN Warranty department for inspection, reporting, and repair of DARRAN products. Average response time from initial call is 7 DAYS. Contact your local DARRAN Sales office or Warranty department.

## WARRANTY

## Limited Lifetime Warranty

DARRAN Furniture Industries, Inc. ("DARRAN") warrants that each piece of furniture manufactured in its North Carolina facilities will be free from manufacturing defects and workmanship for as long as the original purchaser owns and uses the products.

DARRAN, at its discretion, will replace or repair with comparable product, free of charge to the customer, any product shown to be of normal care and use. This warranty is made to the original customer for as long as that customer owns and uses the product.

**LIMITATIONS: Use / Care**

- Warranty is limited to normal single shift use.
- Warranty is limited to generally accepted care and maintenance of natural wood products and environments.

**LIMITATIONS: Materials / Components**

- Laminates, Veneers/Finishes - 10 years
- Electrical lamps, ballasts, transformers - 5 years
- Fabrics, Pneumatic lifts, Foam - 5 years
- Custom/Modified products to customers specifications - 3 years

**WARRANTY EXCLUSIONS**

- Damage identified as carrier or installer related.
- Normal wear and tear of wood products during course of ownership.
- Color, grain, or texture of natural wood materials, laminates and other covering materials.
- Damages or failures resulting from misuse, abuse, negligence, improper care, modifications, or relocation.
- Non Commercial use or locations.

All Warranty Claims are subject to Factory approved inspections. Disputes may involve independent 3rd party evaluation.

**LIFETIME COVERAGE**

All components covered under DARRAN limited lifetime warranty includes repair / replacement labor for the 1st 5 years and component replacement including shipping after 5 years.

**QUALITY ASSURANCE**

DARRAN manufactures in accordance with the standards set by the Architectural Woodwork Institute for Quality Standards. DARRAN maintains a staffed testing facility to ensure products manufactured meet BIFMA/ANSI performance standards.

Every unit produced at DARRAN is completely inspected by an independent quality control team located within each plant whose emphasis is on assembly, finish and final inspections with empowerment to stop any unit not meeting DARRAN's high quality standards.

**LIGHT AND NATURAL FINISHES**

DARRAN carefully selects veneer and solids going into every product to ensure color and natural wood variations are within acceptable commercial AWI standards. Light and natural finishes inherently will greater reflect the natural grain and color variation found in hardwood veneers, solids and other core materials. Variations may be between components or unit to unit. DARRAN does not warrant color and grain variations associated with natural wood color and grain seen in any finish color.

**GLASS**

Due to the risk of veneer damage and top warping, DARRAN does not recommend the use of heavy glass overlays on surfaces.

**GENERAL**

Performance questions will be tested to generally accepted practices and AWI guidelines and standards for wood veneer furniture. There are no other warranties except as expressly set forth above either expressed or implied. To obtain performance of these Limited Warranties, the purchaser should contact in writing the authorized DARRAN representatives or current dealer who sold the product to the purchaser or mail the warranty claim to:

Warranty Department  
1-800-334-7891  
DARRAN Furniture Industries, Inc.  
P.O. Box 7614  
High Point, NC 27264

**DAMAGES / RETURNS / REPAIRS****NO HASSLE FREIGHT DAMAGED MERCHANDISE**

DARRAN Office Park products are packed in specially designed cartons and padding that protects all edges and corners from damage. This is proven by an industry low damage rate of .0030% per total pieces shipped.

For qualified freight damage claims DARRAN will take responsibility for the claim and remedy processes including assuming total cost coverage from claim settlements. (Some items may not qualify. Contact Factory for specific details.)

Qualified Claim Conditions:

1. Only DARRAN approved contract furniture carriers qualify
- 2a. Bills of Lading with damage notations will qualify
- 2b. Concealed damage will qualify IF:
  - Damages were found and furniture is located at original delivery docks.
  - Original cartons and padding is saved and available for carrier inspection.
  - Damage claims involving glass or stone components must be inspected and damage noted on delivering freight bill to qualify for replacement.

For qualified claims per above contact DARRAN Warranty Service Department at 1-800-334-7891.

Non-Qualified Claim Conditions:

1. Deliveries made to non-dock locations
2. Claims made after furniture is installed and/or removed from original delivery location
3. Carton and padding has been discarded
4. Carrier used was not DARRAN approved
5. Inspection reveals questionable damages

**REPLACEMENT ORDERS:**

Replacement orders entered without replacement tagging or factory authorization is considered a new order without dispute, therefore full payment is expected and will be collected.

**RETURN SHIPMENTS**

DARRAN will not accept return of merchandise without a signed RA (return authorization) form.

DARRAN will specify the carrier to be used. Return bills of lading must be marked "Class 125" freight rate and a copy of the RA should be used as a packing list. All returns must be received by DARRAN within 30 days of the RA date or the products will be considered accepted by the customer.

All products being returned must be properly packed and protected to avoid freight damage. Whenever possible, use the original cartons in which the merchandise was shipped. Freight damage, signs of usage, missing parts, etc., will result in an adjustment of any credit to be issued.

DARRAN will issue RA's for the following reasons:

1. Manufacturing defect (inspection required)
2. Order processing error by DARRAN
3. Shipping error
4. Mismarked carton / merchandise

**SPECIFICATION CHANGES**

We reserve the right to change without notice any dimension, style, or specification of any model in the DARRAN line. Dimensions shown in the price list are nominal. It is the buyer's responsibility to read specification carefully when matching existing goods is desired.

**MANUFACTURING DEFECTS**

Claims of manufacturing defects will not be entertained without prior consultation with DARRAN's warranty department. Unauthorized deduction in payment of invoices will not be allowed without prior factory approval. Unapproved deductions are subject to factor's late payment charges.

**DAMAGE CLAIMS**

Claims of manufacturing damage or freight damage reported as nicks, dents, scratches, etc. after installation of furniture will not be covered under warranty or freight claim.

**Attention:** Damage claims involving glass or stone components must be inspected and damage noted on delivering freight bill to qualify for replacement.

**REPAIR CHARGES**

Factory authorization must be secured from DARRAN's warranty department prior to incurring repair charges. Warranty will utilize DARRAN's National Repair Service through the Furniture Medic Franchise ([www.furnituremedic.com](http://www.furnituremedic.com)). Repair charge authorizations are based on:

- Set travel rate
- Average regional job rate
- Factory set maximum repair time
- Falsely reported defect claims are subject to local service charges being charged to dealer/distributor.

**FINISH MAINTENANCE**

Wood office furniture and wood finishes can retain their natural beauty for life if proper care is taken and a stable environment is provided. **Fluctuations in humidity and temperature cause panels and solid wood components to expand and contract and may lead to panel warpage and finish "checking" or cracking. Prolonged exposure of furniture to dry heat during winter months should be avoided. Careful examination of interior wood trim may indicate a damaging dry environment. If open joints, splits and cracks are appearing in trimwork consult with a HVAC professional for appropriate remedy.**

DARRAN finishes are field repairable should damage occur. Professional furniture repair services are recommended. Regular cleaning with a non-silicone polish is recommended.

**DARRAN FURNITURE POLISH**

DARRAN has formulated a surface polish that will protect surfaces from light scratches and abrasions, yet will not build up or splotch with age. Contact Factory Customer Service for ordering information.

**ORDERING INFORMATION AND INSTRUCTIONS****ORDERING**

All orders should be mailed, phoned, or transmitted by fax to:

DARRAN Furniture Industries, Inc.  
P.O. Box 7614  
High Point, NC 27264  
Telephone: 336-861-2400  
Toll Free: 800-334-7891  
Fax: 336-861-6485

DARRAN will only accept Design-Build orders from authorized Dealers.

All orders must be accurate and detailed. All QuickShip orders must contain QuickShip product ONLY. Orders should be separated and submitted according to lead time. Orders must contain QuickShip code "QS" or have designated QuickShip lead time to ensure correct order entry. Orders that contain multiple lead time products will be entered as one order and scheduled with the most extended lead time.

List product by office and tag accordingly. DARRAN will key alike all products under the office tag. Failure to assign and tag may result in random key number assignments. Keying is field changeable.

**CREDIT APPROVAL**

All orders are subject to credit approval for open account. All new accounts must be approved by a local DARRAN Sales Representative and should submit current financial information and trade references to:

DARRAN Furniture Industries, Inc.  
ATTN: Credit Department  
P.O. Box 7614  
High Point, NC 27264  
Telephone: 336/861-2400  
Toll Free: 800/334-7891  
Fax: 336/861-2512

**Orders submitted without accounts pre-approval or credit approval are subject to acceptance with lead times scheduled only after approval dates.**

**LEAD TIME SCHEDULE**

DARRAN cannot assign a firm lead time until Credit approval and order accuracy are complete. Extended lead times due to credit or information delays are the responsibility of the Buyer.

**SHIPPING SCHEDULE**

Order acknowledgements are assigned a projected delivery date based on carrier's average transit time to point of destination. When requested, DARRAN will assist in locating special express carriers that may have short transit times. These services may exceed our prepaid freight costs; therefore, pricing is limited to the Freight Excluded formula with special express charges added to the invoice.

For special deliveries, DARRAN will make every effort to meet the appointed time; however DARRAN will not be responsible for any additional charges for late deliveries beyond our control.

**ORDER DELAY / HOLD**

Due to the committed manufacturing cost on Design-Build QuickShip processes, DARRAN cannot delay or hold orders, either in process or after completion.

**CANCELLATION AND ORDER CHANGES - FEES**

Acknowledged orders are considered firm orders and therefore not subject to cancellation or change. However, in the event we are able to stop an order prior to manufacturing process, we will consider cancellation or changes with a reprocessing fee of \$40.00 Net. Exceptions: QuickShip orders cannot be changed or cancelled after the 3rd business date after acknowledgement. **Qualified changes/cancellations will be accessed a \$40.00 Net processing fee.**

Changes or cancellation of order with special options or custom quoted items are also subject to additional material and vendor fee costs, plus a DARRAN special/custom reprocessing fee of \$100 NET.

**ORDER MOVEUPS**

Should an original scheduled ship date need to be improved, the Factory must be contacted 15 business days prior to the desired ship date.

**ORDER ACKNOWLEDGMENT**

Upon credit approval your order will be acknowledged and identified by an order number. When making reference to your order, please use this order number. Your acknowledgment is a detailed description of our interpretation of your order, pricing, shipping information, and estimated delivery date.

If you have not received an Acknowledgment within 10 Days of order issue, contact Customer Service immediately. All QuickShip order acknowledgements will be faxed or emailed upon request to speed processing. Please read your acknowledgment carefully for correctness and notify DARRAN immediately of any discrepancies. Failure to notify relieves DARRAN from error liability.

Order acknowledgment is the final agreement between DARRAN and the customer superseding all previous communications regarding the order. DARRAN will not be responsible for errors made on orders placed by phone without written confirmation.

**SELLING INFORMATION**

Possession of this price list does not in itself constitute the right to sell DARRAN products. DARRAN products are sold and distributed through authorized dealerships. Contact factory for a listing of local representatives and dealerships.

**INVOICE TERMS**

Standard terms are NET 30 days. Finance charges of 1-1/2% will be added to delinquent accounts after 45 Days and for each 30 Days thereafter until paid.

Complaints involving newly received merchandise must be reported within 10 days from receipt to qualify for full invoice remittance suspension or term extension. **Otherwise only items in dispute can be suspended from payment of invoice within terms.**

**WAREHOUSE/STORAGE**

DARRAN will determine order warehousing approvals on a case by case basis. Orders that can be accommodated will be limited to a max of 30 days storage and must be invoiced at time of storage. Orders that exceed factory storage capacity will be transferred to local storage facilities subject to current storage rates and handling-transit charges. Storage charges must be paid prior to order release to shipping.

## Business Classification: Woman-Owned Small Business

### FURNITURE GRADES

Legislative Branches of the Federal Government. Grades of construction/materials are identified by an additional suffix (1,2,3,4,5 or 6). The grades of furniture were established to help our customers make a good purchasing decision based on quality, their needs, and budget. Grade (1) includes furniture that tends to be of high quality and most expensive in this schedule. Grade (2) furniture tends to be of high quality but more moderately priced and Grades (3-6) furniture tend to be good quality and progressively more affordably priced when compared to Grades (1) and (2).

On-line access to contract ordering information, terms and conditions, up-to-date pricing, and the option to create an electronic delivery order are available through GSA Advantage!, a menu driven database system.

The INTERNET address for GSA Advantage! is <http://www.fss.gsa.gov>

Executive Office and Conference Room Furniture  
FSC Group 71, Part 1, CLASSES 7710, 7195, 7105, 7125

**GSA Contract Number: GS-28F-2024D**

For more information on ordering from Federal Supply Schedules click on the FSS Schedules button at <http://www.fss.gsa.gov>

DARRAN Furniture Industries, Inc.  
P.O. Box 7614  
High Point, NC 27264  
TF: 800.334.7891, Tel: 336.861.2400, Fax: 336.861.6485

Size of Business: Small

### 2. Order Limitations:

711-8 \$500,000  
711-9 \$500,000  
711-11 \$500,000  
711-16 \$500,000  
711-18 \$500,000  
711-22 \$500,000  
711-95 \$500 (HIGHER IF PREVIOUSLY NEGOTIATED)

### 3. Minimum Order: \$100.00

### 4. Geographic Coverage: 48 Contiguous States and the District of Columbia

### 5. Point of Production: High Point, North Carolina

### 6. Discount: Prices shown herein are List (Discount is 57.71% Off List)

### 7. Quantity Discounts: EFFECTIVE 10/31/2010

Orders Totaling	Discount
\$100,000 NET	58.75%
\$200,000 NET	59.82%
\$300,000 NET	60.87%

### 8. Payment Terms: Standard Terms Net 30 Days

Finance charges of 1-1/2% will be added to delinquent accounts after 45 days and for each 30 days thereafter until paid.

### 8a. Terms and Conditions of Government Credit Card Acceptance:

- No discount allowed for payment by Government Purchase Card
- Provide commercial credit card number
- Provide commercial credit card expiration date
- Provide individual's name as it appears on credit card
- Provide telephone number of individual to whom credit is issued

### 9a. Government Purchase Cards are accepted below the Micro Purchase Threshold.

### 9b. Government Purchase Cards are accepted above the Micro Purchase Threshold.

### 10. Foreign Terms: None

### 11a. Time of Delivery:

Regular Product: 60 days after receipt of order

QuickShip Program: 15-30 days after receipt of order

**11b.** QuickShip Program: Items available for expedited delivery are included in main Price Lists.

### 11c. Overnight and 2-day delivery: N/A

**11d.** Urgent Requirements: Will be considered on an individual basis. Contact factory for details.

**12.** FOB Point: Destination freight inclusive per Zone. Zone 1, Zone 2, Zone 3, and Zone 4. All destinations are limited to Commercial docks only. Carriers may refuse non-dock deliveries.

**12a.** Zone prices include normal freight rates. Zone pricing also subject to any extra carrier charges that include:

- Fuel Surcharges - Not to exceed 2% of NET
- Zone 1-2-3 shipments under 300lbs add \$75 Net. Zone 4 under 500lbs add \$100 Net

### 13. Ordering Address:

DARRAN Furniture Industries  
P.O. Box 7614  
High Point, NC 27264  
Ph: 336.861.2400 Fax: 336.861-6485

### 14. Warranty Provision: Limited Lifetime. Details on Page 2.

### 15. Export Packing Charges: Quoted on request

### 16. Terms and Conditions: Order Cancellation / Changes. See page 4.

Terms and Conditions: Order shipment delays and storage. See page 4.

Terms and Conditions: Misorder Returns and Restocking. See page 3.

### 17. Terms and Condition of Rental, Maintenance and Repair: Consult the Factory.

**18.** Terms and Conditions of Installation: Installation by a Third party to be quoted on a per job basis. The ordering must specify what ranges of installation services are required.

### 19. Terms and Conditions of Repair Parts: Consult the Factory

### 20. List of Service and distribution points: Consult the Factory.

### 21. Preventative Maintenance: Information enclosed with product.

**23.** Environmental Attributes: Each desk is composed of approximately 80% particleboard. **95% of the particleboard DARRAN uses is SCS (Scientific Certification System) certified to be composed of 100% Recycled or recovered wood fiber. DARRAN's MDF is CPA Certified as an environmentally preferable product.** DARRAN is compliant with EPA standards.

### 23a. Recyclable and Recycled Content Packaging:

Note: The corrugated packaging that is supplied to DARRAN, meets the federal mandate that requires the paperboard to be composed of 30%-50% recycled paper, and in some cases the recycled content is close to 100%.

**23b.** Chemical Emission: DARRAN finishes its Office Park products in ENVI-UT (Environmental Urethane Technology). ENVI-UT is a low formaldehyde finish, allowing DARRAN products to be MAS Certified Green under the ANSI Bifma X.1 Standard. Products assist with LEED 4.5 Credit.

**23c.** Vapor Emissions: DARRAN uses ENVI-UT, an environmental urethane technology that provides lasting durability and exceptional clarity with BACGUARD Silver™ anti-microbial protection built-in. ENVI-UT allows DARRAN casegoods to be MAS Certified Green meeting LEED Credit 4.5.

### 24a. Duns Number: 08-363-5318

### 24b. Cage Code: 0Y-6B6

### 24c. Federal ID Number: 56-117-1971

### 25. CCR: DARRAN is registered in Central Contractor Registration Database

**PRICING AND FREIGHT CHARGES**

**PRICES AND ZONES**

- All prices shown are suggested list prices with freight included where indicated.
- Freight inclusive Zones allow delivery to one qualified destination.
- Price orders according to destination state as per Zone chart below.
- **Orders less than 300 lbs. in Zone 1, 2, 3 will be assessed a surcharge of \$75 net per order. Zone 4 is \$100 net for shipments less than 500lbs.**

**CALL BEFORE DELIVERY REQUEST**

DARRAN will arrange for carriers to call before delivery when requested.

**FUEL SURCHARGES**

This Price List includes carrier fuel surcharges up to 18% within each zone. DARRAN reserves the right to pass fuel surcharges that exceed 18% onto the buyer. Contact Customer Service for current fuel surcharges. Surcharges will be added to the Order Acknowledgement as a separate line item notice after discount. This surcharge is Net and not subject to discounting. Buyer will have the option to change the order from prepaid ship costs to collect ship costs.

**CARRIER SELECTION**

DARRAN selects and uses only carriers specialized in furniture transportation. Customer requested carriers can be authorized using Freight Excluded pricing with invoice add-on as described in *Prices and Zones*.

**SPECIFIC DELIVERY TIMES**

DARRAN will assist in coordinating a requested delivery time from a carrier. DARRAN makes no guarantees and accepts no responsibility for such services as DARRAN has no control over possible carrier hazards. To ensure specific time arrival, we recommend arranging single stop, designated load carriers. Less than trailer load (LTL) shipments cannot be coordinated for a guaranteed delivery time.

**EXPRESS CARRIERS**

When requested DARRAN will assist in locating special express carriers that may have short transit times. These services exceed our prepaid freight cost, therefore, pricing is limited to the Freight Excluded formula with special express charges added to invoice.



**IMPORTANT NON-Qualified Destinations**  
DARRAN Prepaid Freight Pricing does not include delivery to:

- Residential Areas
- Restricted Commercial Areas
- No Dock Locations
- Inside delivery/setup service

Orders having these situations can only be accepted less prepaid freight pricing and shipped collect per buyers instructions.

**Orders received and installed without professional Furniture Installers voids all Warranty Coverage.**



**Zone 1  
Fgt. Included**

- Alabama
- District of Columbia
- Georgia
- Kentucky
- Maryland
- N. Carolina
- S. Carolina
- Tennessee
- Virginia
- W. Virginia

**Zone 2  
Fgt. Included**

- Arkansas
- Connecticut
- Delaware
- Florida
- Illinois
- Indiana
- Louisiana
- Massachusetts
- Michigan
- Missouri
- Mississippi
- New Jersey
- New York
- Ohio
- Pennsylvania
- Rhode Island

**Zone 3  
Fgt. Included**

- Arizona
- Colorado
- Iowa
- Kansas
- Maine
- Minnesota
- Nebraska
- N. Hampshire
- N. Dakota
- New Mexico
- Oklahoma
- S. Dakota
- Texas
- Utah
- Vermont
- Wisconsin

**Zone 4  
Fgt. Included**

- California
- Idaho
- Montana
- Nevada
- Oregon
- Washington
- Wyoming

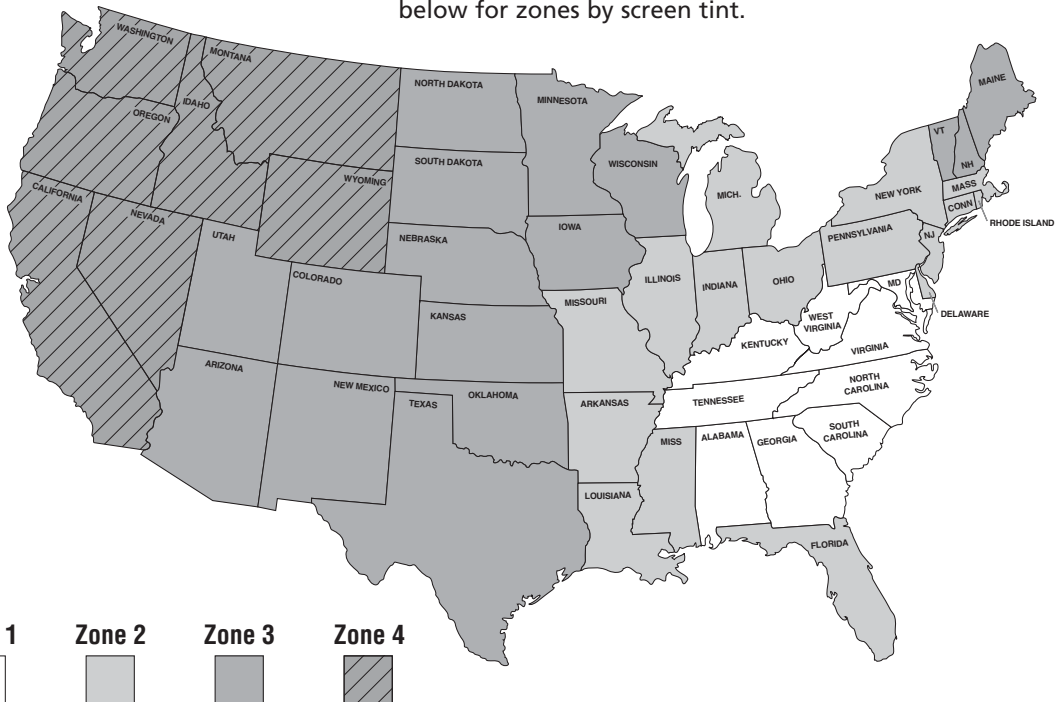
**Zone 4: Delivered Pricing**

Use current Zone 3 prices, Plus (+) 8% Plus any current fuel surcharges.

**Zone 4 Minimum Weight Charge:**

Orders less than 500lbs, will be assessed a surcharge of \$100 Net per shipment.

See map of United States below for zones by screen tint.



**EDGE PROFILES**

Sierra XP feature Edge shapes on user and visitor sides. Unit ends are flat for Modular Multi-unit use.

**EDGE PROFILE**

**HOOKUP EDGE PROFILE**

**EDGE PROFILE**

**HOOKUP EDGE PROFILE**

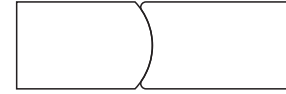

**SCS - SOFT FLAT**



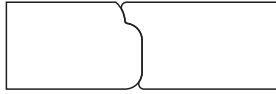
SCS Soft Flat profile is only available on noted Sierra products.



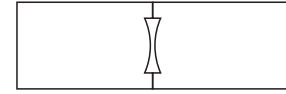
**SCB - BULLNOSE**



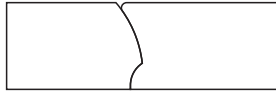
**SCO - OGEE**



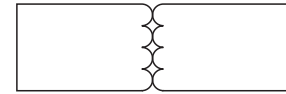
**SCT - TRANSITIONAL**



**SCR - RADIUS**

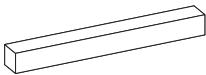


**SCD - REED**



**PULL SELECTION / SOLID ANODIZED ALUMINUM**

**PL-200**  
Square



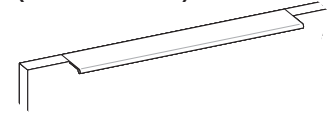
**PL-201**  
Square Handle  
(Center Location)



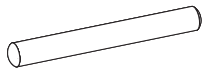
**DK-200**  
Square Knob



**PL-250**  
Integrated Pull  
(Center Location)



**PL-202**  
Round



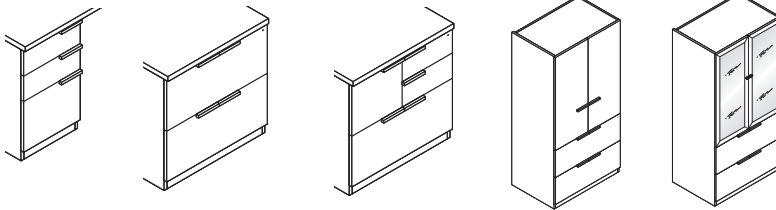
**PL-203**  
Round Handle  
(Center Location)



**DK-202**  
Round Knob

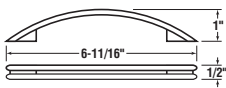


**PULL LOCATION EXAMPLES - STANDARD PULLS**

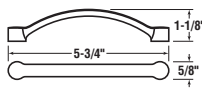


CONTACT CUSTOMER SERVICE FOR AVAILABILITY OF SPECIAL ORDER PULLS.

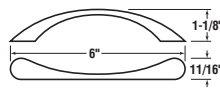
**OPTIONAL PULLS - NO CHARGE**



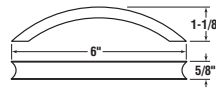
PL-101 Matte Black  
PL-102 Matte Nickel



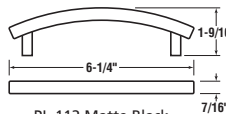
PL-103 Matte Black  
PL-104 Matte Nickel



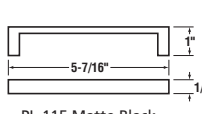
PL-105 Matte Black  
PL-106 Matte Nickel



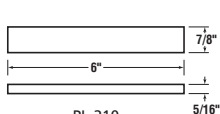
PL-110 Matte Black  
PL-111 Matte Nickel



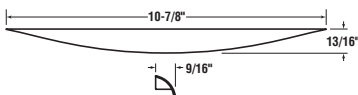
PL-112 Matte Black  
PL-113 Matte Nickel



PL-115 Matte Black  
PL-116 Matte Nickel

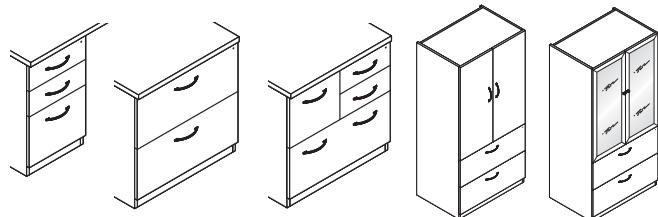


PL-210  
Anodized Aluminum



PL-117 Matte Black  
PL-118 Matte Nickel

**PULL LOCATION EXAMPLES - OPTIONAL PULLS**



ALL OPTIONAL PULLS ARE CENTER MOUNT LOCATED ON DRAWER FRONTS.

**veneers**

**veneers**

SIERRA XP features architectural Grade A veneers carefully selected for grain, color, and balance. Veneer cut and pattern are carefully chosen to enhance the natural beauty of each species.

Selection of genuine veneer furniture over imitation engineered veneer and printed wood grains are easily recognized and appreciated. Genuine hardwood veneers display grain, texture, and color variations that change (flip) when viewed from various directions. Imitation and engineered veneers appear as repetitive clone/monotones without the uniquely variable beauty and character of natural hardwood veneers and solids. Natural characteristics of hardwoods can include: small knots, small mineral streaks and spots, figure and flair.

**STANDARD VENEER OFFERING**

SPECIES	CUT	PATTERN	LEADTIME	FINISHES
Cherry	Flat-sliced	Bookmatched	6 Week / QuickShip	WNC WCC WSC WKC WMC
Walnut	Flat-sliced	Bookmatched	6 Week / QuickShip	WNW WJW WEW WSW WLW
Maple	Flat-sliced	Bookmatched	6 week / QuickShip	WCM WWM

**PREMIUM VENEER OFFERING - ADD 10%**

SPECIES	CUT	PATTERN	LEADTIME	FINISHES
White Oak	Riff-Cut	Slip-matched	8 week	WBO WVO WTO WMO
Moabi	Quarter-sliced	Slip-matched	8 week	WCB WNB WSB WMB

**ACCENT COLORS**

Accent Colors are available on units to add contrast and designer touch. Use on Modular pedestal, tubbies, partitions with units in other finish colors to create a unique contrasting design!

**OPTIONAL FIGURED VENEER TOPS**

SIERRA XP now offers Exotic figured veneer tops as a Design Enhancement Option.

Selection combinations and pricing are detailed on Page 15.

DARRAN will gladly quote chassis components in figured veneers upon request.

Figured veneer tops are available on Standard 8 week leadtimes.

**ENVI-UT / BAC<sup>█</sup> GUARD SILVER™ PROTECTIVE COATING**

**DARRAN'S exclusive ENVI-UT / BAC<sup>█</sup> GUARD SILVER™ CONVERSION VARNISH COATING OFFERS CERTIFIED DURABILITY AND SAFETY BENEFITS NO OTHER COATING OFFERS.**

**ENVI-UT Advantages:**

- ENVI-UT is a re-engineered high performance Urethane Top Coat
- Sprayed on 100% of DARRAN's casegoods (DB & OP) using the most advanced Plural Component Spray Technology.
- Exceptional hardness and clarity
- Highly resistant to solvents and chemicals
- Plasticizer Migration resistant
- Excellent UV inhibitors for maximum color resistance
- Exceeds current and proposed future Federal and State air quality requirements
- Field Repairable
- Standard with BAC<sup>█</sup> GUARD SILVER™ Anti-microbial additive – proven effective for almost a decade.
- Dynamic chamber emissions tested and certified compliant to ANSI/BIFMA X 7.1 Standard / LEED 4.5 Standard for low – VOC emitting Furniture.

DARRAN's Multi-Step, 4 Color application process ensures wood colors are deep and rich without a muddy or painted appearance. Actual process step panels are available for review.

**STANDARD WOOD COLORS****CHERRY VENEER** \*All Standard colors are available on QuickShip\*

CLEAR CHERRY	WCC
NATURAL CHERRY	WNC
MEDIUM CHERRY	WMC
SCOTCH CHERRY	WSC
KOKO CHERRY	WKC

**WALNUT VENEER** \*All Standard colors are available on QuickShip\*

LIGHT WALNUT	WLW
NATURAL WALNUT	WNW
EXECUTIVE WALNUT	WEW
JUDICIAL WALNUT	WJW
SENATE WALNUT	WSW

**MAPLE VENEER** \*All Standard colors are available on QuickShip\*

CLEAR MAPLE	WCM
WHEAT MAPLE	WWM

**TWO TONE FINISH**

Two tone finish is only available as a Clear Maple Top on other Standard and Premium veneer chassis.

**PREMIUM WOOD COLORS ADD 10%****OAK VENEER**

BLUSH OAK	WBO
WHEAT OAK	WWO
TOAST OAK	WTO
MOCHA OAK	WMO

**MOABI VENEER**

CLEAR MOABI	WCB
NATURAL MOABI	WNB
MEDIUM MOABI	WMB
SCOTCH MOABI	WSB

**ACCENT COLOR**

SMOKE	WSM
-------	-----

**LAMINATES - NO CHARGE**

QuickShip Tops:	MEDIUM CHERRY	GMC
	SCOTCH CHERRY	GSC
	KOKO CHERRY	GKC
	CLEAR MAPLE	GCM
	WHEAT MAPLE	GWM
	EXECUTIVE WALNUT	GEW
	NATURAL WALNUT	GNW
	LIGHT WALNUT	GLW

**CUSTOM FINISHES**

DARRAN will gladly review special finish colors on request. A 3" x 3" minimum sample is required. Like standard finishes, color samples are developed on selected wood panels that represent average color and grain texture. Actual Wood Furniture may vary in color and grain, therefore exact match can not be consistently guaranteed to color samples.



# BAC■GUARD SILVER™

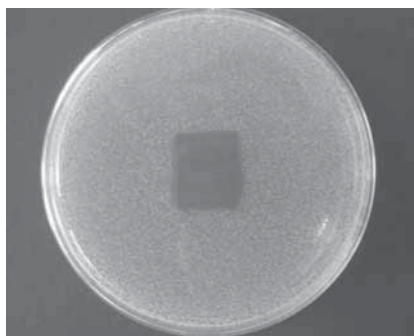
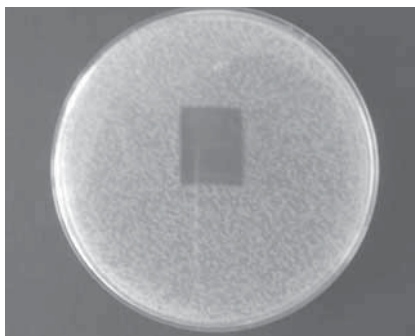
## solution to a growing problem

### RECEPTION / LOBBY / CONFERENCE

#### DID YOU KNOW:

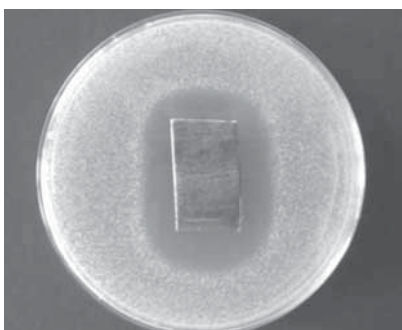
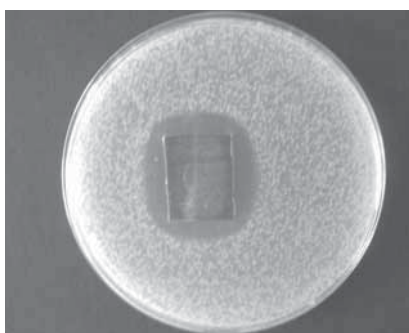
Areas exposed to general public or common use areas like Conference Rooms are #1 in germ / bacteria contamination and disease spread. DARRAN's Rel-Viron® Finish can be sanitized without damage, and includes BAC■GUARD SILVER™ Anti-microbial additives that resist the spread of bacteria on office furniture.

Protect your environment for a healthier and safer workplace!



WOOD PANELS WITHOUT BAC■GUARD SILVER™ ANTI-MICROBIAL PROTECTION

After 24 Hours exposure to E.Coli and Staph bacteria, a wood panel (dark center) without BAC■GUARD SILVER™ is overtaken.

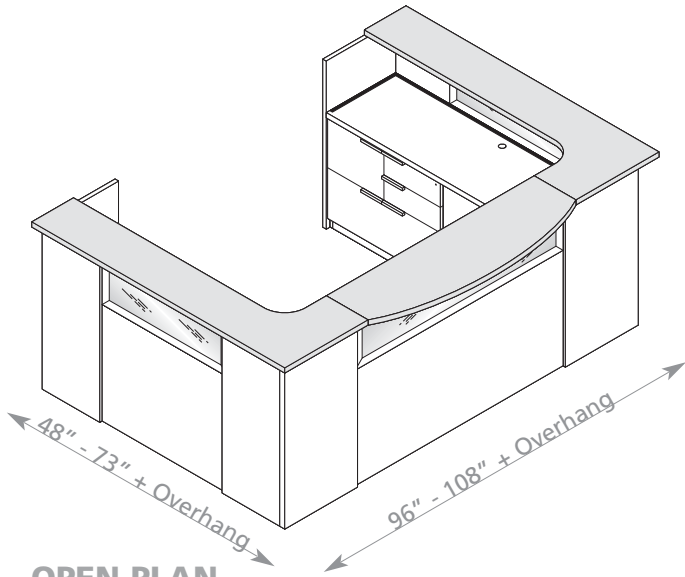


WOOD PANELS WITH BAC■GUARD SILVER™ ANTI-MICROBIAL PROTECTION

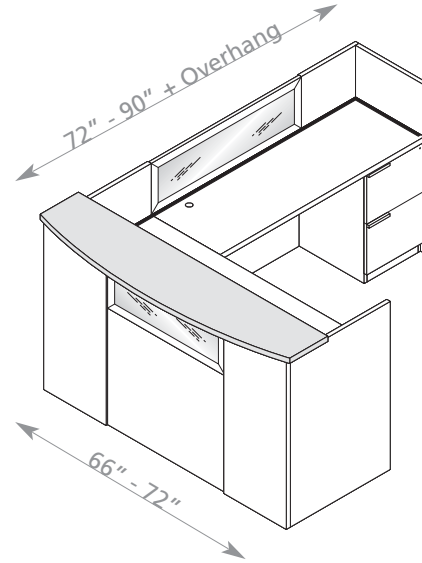
After 24 Hours exposure to E.Coli and Staph bacteria, a wood panel (dark center) with BAC■GUARD SILVER™ anti-microbial additive has a safe bacteria-free halo around it.

## TYPICALS

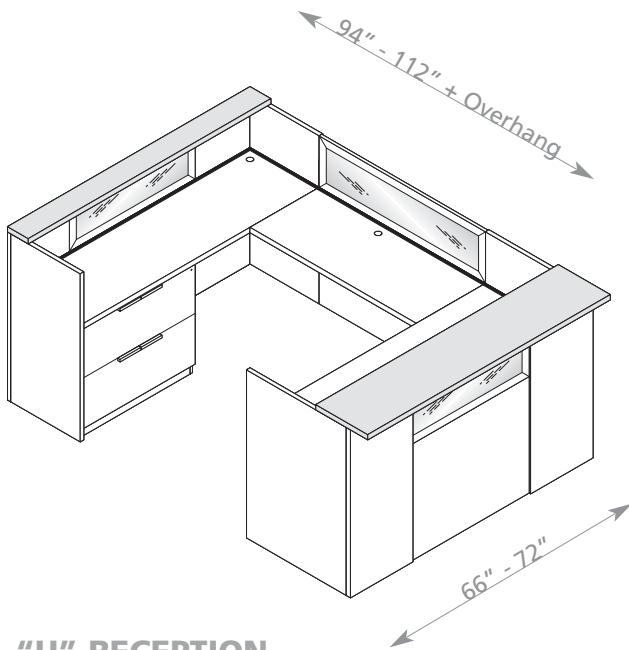
Aluminum Frame Frosted Glass Counter Modesty Standard On All Units



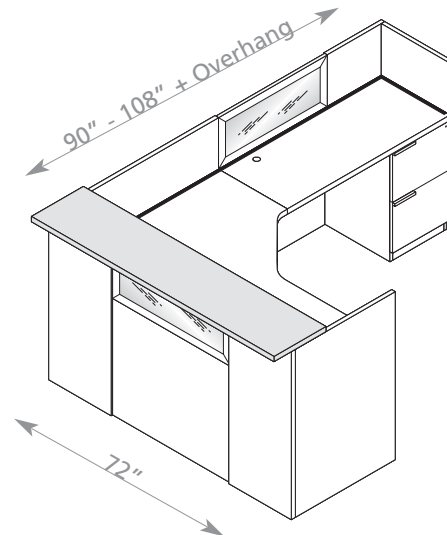
**OPEN PLAN  
RECEPTION**



**"L" RECEPTION**



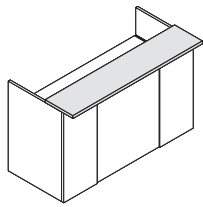
**"U" RECEPTION**



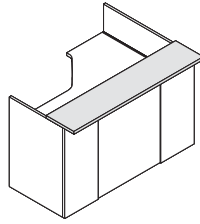
**SERVICE RECEPTION**

**DELETE STANDARD FROSTED GLASS PANELS**

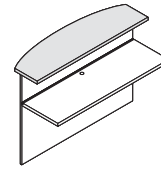
SIERRA XP RECEPTION IS STANDARD WITH ALUMINUM FRAME FROSTED GLASS COUNTER MODESTY PANEL



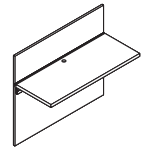
**SINGLE PEDESTAL DESK**  
DEDUCT \$300



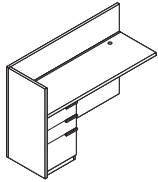
**SERVICE DESK**  
DEDUCT \$300



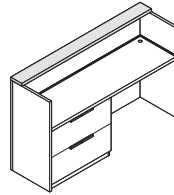
**BRIDGE DESK**  
DEDUCT \$300



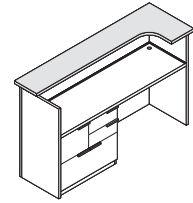
**BRIDGE**  
DEDUCT \$300



**RETURNS**  
SIZES 66"-72" DEDUCT \$300  
SIZES 48"-60" DEDUCT \$200

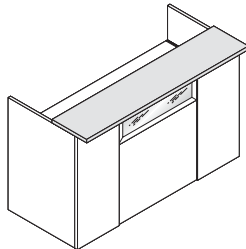


**SERVICE DESK**  
SIZES 66"-72" DEDUCT \$300  
SIZES 48"-60" DEDUCT \$200



**BRIDGE DESK**  
SIZES 66"-72" DEDUCT \$300  
SIZES 48"-60" DEDUCT \$200

**OTHER OPTIONAL MODESTY CHOICES**



**2" ALUMINUM FRAME WITH FROSTED GLASS INSERT- STANDARD**

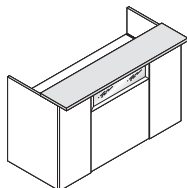
- Optional: Perforated Aluminum Insert      Add \$95
- Optional: Perforated Wood Insert          Add \$195

**OPTIONAL OVERHANG RECEPTION COUNTERTOPS**

**MATERIALS:** Counters standard with Veneer surfaces with Soft edge profile only.

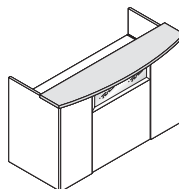
- Laminate Counter - Bullnose profile - Straight Top Only - Choice of Black or Matte silver
- Standoff Frosted glass - 1/2" thick tempered Glass chemically etched provides maximum resistance to imprints. Glass sits on standoffs (7/8" dia x 1" h). Glass is inset 1" from veneer top edges.

DARRAN will gladly quote the following materials on countertops: Decorative Glass, Stone



**OVERHANG STRAIGHT TOP**  
66"-72"

- Laminate Counter
- OSC-1 Black Counter . . . . . \$195
- OSC-1S Metallic Silver . . . . . \$295
- Standoff Frosted Glass over Veneer countertop
- OSC-3G Standoff Glass . . . . . \$Market



**OVERHANG BOWFRONT TOP**  
66"-72" - WOOD - \$295.00

- Laminate Counter
- OSC-2 Black Counter . . . . . \$250
- OSC-2S Metallic Silver . . . . . \$395
- Standoff Frosted Glass over Veneer countertop
- OSC-3G Standoff Glass . . . . . \$Market

**SOLID SURFACE OPTION:**

DARRAN will quote solid surface counters in the following patterns:  
Corian - Linen (B)  
Corian - Silt (B)  
LGHi-Macs - Black Pearl G10

**STANDARD FEATURES**

**BRIDGE DESK**

- Metal grommet matches pull finish, unless specified otherwise
- Wire channel in top
- Aluminum frame / frost half modesty

**COUNTERTOP**

- Counter top 1-1/4" thick veneer with 3mm Lumber band w/ soft square profile is standard.
- Aluminum frame / frost half modesty

**CREDENZAS**

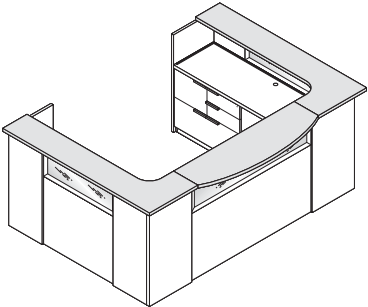
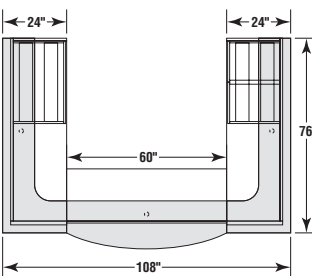
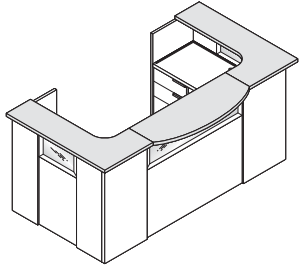
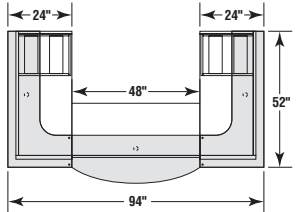
- Full extension - locking drawers
- Metal grommet matches pull finish, unless specified otherwise
- Wire channel
- 8" Counter overhangs approach edges 3"
- Aluminum frame / frost half modesty

**OPTIONS**

- WP15 Elliptical Power Data Pod . . . . . \$250
- K28 Articulating keyboard w/ mouse pad . . . . . \$425
- K34 Laptop security drawer . . . . . \$395

**OPTIONAL MODESTY AND COUNTERTOPS - PAGE 115**

**SOFT FLAT EDGE STANDARD - PROFILE SHAPE N/A**

Open Plan U Workstation With Frost Panels	DIMENSIONS W X D X H	WGT	STYLE NUMBER	MUST SELECT	ZONE 1	LIST PRICE ZONE 2	ZONE 3
<p><b>FROST PANEL RECEPTION STATION TYPICAL OPIF-LG</b></p>   <p><b>108 x 76 x 44</b></p> <p>CONSISTING OF: BRIDGE DESK with VENEER BOWFRONT COUNTERTOP 60 x 24 x 44</p> <p>LEFT CREDEZA B/B-F/LATERAL with VENEER COUNTERTOP 72 x 24 x 44</p> <p>RIGHT CREDEZA LATERAL with VENEER COUNTERTOP 72 x 24 x 44</p> <p><b>OPTIONAL</b> All Wood Chassis Options Page 115</p>			<p><b>TYPICAL SXP-OPIF-LG</b></p> <p>SXP-6044-RP159</p> <p>SXP-7244-RP950</p> <p>SXP-7244-RP949</p>	<p>FINISH PULL SCS EDGE ONLY</p>	<p><b>11,561</b></p> <p>2247</p> <p>4846</p> <p>4468</p>	<p><b>11,634</b></p> <p>2273</p> <p>4872</p> <p>4489</p>	<p><b>12,012</b></p> <p>2399</p> <p>4998</p> <p>4615</p>
<p><b>FROST PANEL RECEPTION STATION TYPICAL OP2F-SM</b></p>   <p><b>94 x 56 x 44</b></p> <p>CONSISTING OF: BRIDGE DESK with VENEER BOWFRONT COUNTERTOP 48 x 24 x 44</p> <p>LEFT CREDEZA BOX/BOX/FILE with VENEER COUNTERTOP 48 x 24 x 44</p> <p>RIGHT CREDEZA FILE/FILE with VENEER COUNTERTOP 48 x 24 x 44</p> <p><b>OPTIONAL</b> All Wood Chassis Options Page 115</p>			<p><b>TYPICAL SXP-OP2F-SM</b></p> <p>SXP-4844-RP159</p> <p>SXP-4844-RP944</p> <p>SXP-4844-RP947</p>	<p>FINISH PULL SCS EDGE ONLY</p>	<p><b>9913</b></p> <p>2121</p> <p>3896</p> <p>3896</p>	<p><b>9991</b></p> <p>2147</p> <p>3922</p> <p>3922</p>	<p><b>10,369</b></p> <p>2273</p> <p>4048</p> <p>4048</p>

**STANDARD FEATURES**

**DESK**

- Box/Box/File - locking
- Integrated wire management channel in top
- Metal grommet matches pull finish, unless specified otherwise
- Foot / Storage shelf
- 12" counter overhangs 6"
- Aluminum frame / frosted half modesty

**CREDENZA**

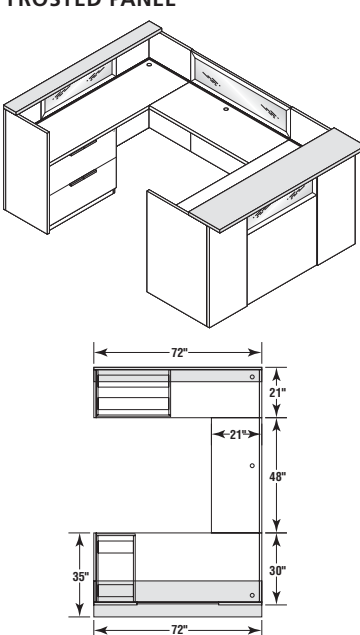
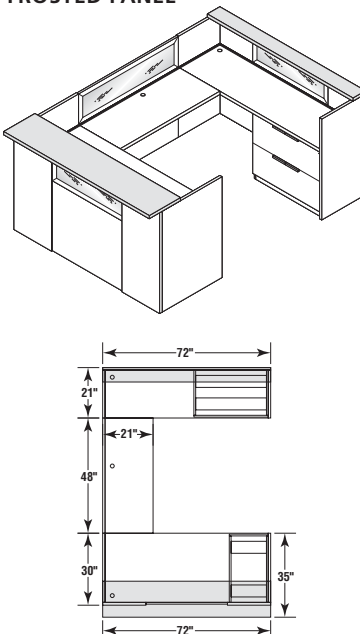
- Legal/Letter lateral file - locking
- Integrated wire management channel in top
- Metal grommet matches pull finish, unless specified otherwise
- Utility shelf - 6"
- Aluminum frame / frosted half modesty

**OPTIONS**

- K28 Articulating keyboard w/ mouse pad . . . . \$425
- K34 Laptop security drawer . . . . . \$395
- PDEP Elliptical Multi-Port Surface Mount . . . . \$250

**OPTIONAL MODESTY AND COUNTERTOPS - PAGE 115**

**SOFT FLAT EDGE STANDARD - PROFILE SHAPE N/A**

<b>"U" Reception Station with Frosted Panels</b>	DIMENSIONS W X D X H	WGT	STYLE NUMBER	MUST SELECT	ZONE 1	LIST PRICE ZONE 2	ZONE 3
<p><b>LEFT HOOKUP STATION WITH FROSTED PANEL</b></p> 	<p><b>72 x 106 x 44</b></p> <p>CONSISTING OF: DESK W/ COUNTERTOP 72 x 30 x 44</p> <p>BRIDGE - FIXED BACK 48 x 21 x 42</p> <p>CREDENZA LATERAL FILE W/ COUNTERTOP 72 x 22 x 44</p> <p><b>OPTIONAL</b> All Wood Chassis Options Page 115</p>	<p>335</p> <p>150</p> <p>300</p>	<p><b>TYPICAL</b> <b>SXP-USF-7248L</b></p> <p>SXP-7244-RP924</p> <p>SXP-4842-RP164</p> <p>SXP-7244-RP940</p>	<p><b>TOTAL</b></p> <p><b>FINISH PULL SCS EDGE ONLY</b></p>	<p><b>10,805</b></p> <p>4657</p> <p>1869</p> <p>4279</p>	<p><b>10,878</b></p> <p>4683</p> <p>1895</p> <p>4300</p>	<p><b>11,225</b></p> <p>4809</p> <p>1985</p> <p>4431</p>
<p><b>RIGHT HOOKUP STATION WITH FROSTED PANEL</b></p> 	<p><b>72 x 106 x 44</b></p> <p>CONSISTING OF: DESK W/ COUNTERTOP 72 x 30 x 44</p> <p>BRIDGE - FIXED BACK 48 x 21 x 42</p> <p>CREDENZA LATERAL FILE W/ COUNTERTOP 72 x 22 x 44</p> <p><b>OPTIONAL</b> All Wood Chassis Options Page 115</p>	<p>335</p> <p>150</p> <p>300</p>	<p><b>TYPICAL</b> <b>SXP-USF-7248R</b></p> <p>SXP-7244-RP925</p> <p>SXP-4842-RP164</p> <p>SXP-7244-RP941</p>	<p><b>TOTAL</b></p> <p><b>FINISH PULL SCS EDGE ONLY</b></p>	<p><b>10,805</b></p> <p>4657</p> <p>1869</p> <p>4279</p>	<p><b>10,878</b></p> <p>4683</p> <p>1895</p> <p>4300</p>	<p><b>11,225</b></p> <p>4809</p> <p>1985</p> <p>4431</p>

**STANDARD FEATURES**

**DESK**

- Box/Box/File - locking
- Integrated wire management channel in top
- Metal grommet matches pull finish, unless specified otherwise
- Foot / Storage shelf
- 12" Counter overhangs 6"
- Aluminum frame / frosted half modesty

**RETURN**

- File / Legal-Letter / Locking
- Metal grommet matches pull finish, unless specified otherwise
- Integrated wire management in Top
- Aluminum frame / frosted half modesty

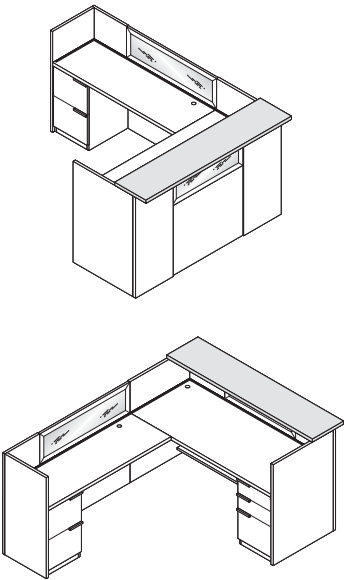
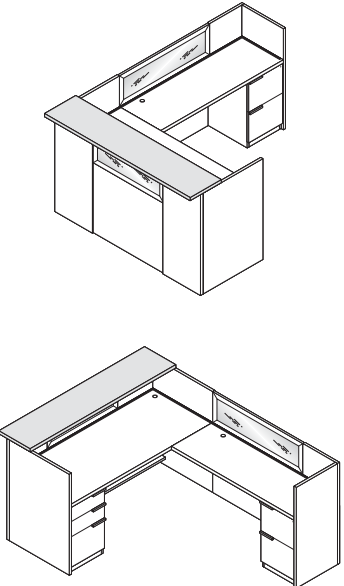
**OPTIONS**

**OPTIONAL MODESTY AND COUNTERTOPS - PAGE 115**

- K28 Articulating keyboard w/ mouse pad . . . . \$425
- K34 Laptop security drawer . . . . . \$395
- PDEP Elliptical Multi-Port Surface Mount . . . . \$250

Counter top 1-1/4" thick veneer with 3mm Lumber band w/ soft square profile is standard.

**SOFT FLAT EDGE STANDARD - PROFILE SHAPE N/A**

<b>Reception "L" Workstation with Frosted Panels</b>		DIMENSIONS W X D X H	WGT	STYLE NUMBER	MUST SELECT	ZONE 1	LIST PRICE ZONE 2	ZONE 3
<p><b>LEFT HOOKUP STATION WITH FROSTED PANELS</b></p> 	<p><b>Large Reception L</b> Left Hook-up <b>72 x 96 x 44</b> CONSISTING OF: DESK W/ COUNTERTOP 72 x 30 x 44</p> <p>RETURN-FILE / FILE 60 x 22 x 42</p> <p><b>OPTIONAL</b> ALL WOOD CHASSIS OPTIONS PAGE 115</p>	335	<b>TYPICAL</b> <b>SXP-LSF-7260L</b>	<b>TOTAL</b>	<b>7797</b>	<b>7844</b>	<b>8075</b>	
			SXP-7244-RP924	FINISH PULL	4657	4683	4809	
			SXP-6042-RP930	SCS EDGE ONLY	3140	3161	3266	
	<p><b>Small Reception L</b> Left Hook-up <b>66 x 84 x 44</b> CONSISTING OF: DESK W/ COUNTERTOP 66 x 30 x 44</p> <p>RETURN-FILE / FILE 48 x 22 x 42</p> <p><b>OPTIONAL</b> All Wood Chassis Options Page 115</p>	320	<b>TYPICAL</b> <b>SXP-LSF-6648L</b>	<b>TOTAL</b>	<b>7413</b>	<b>7466</b>	<b>7691</b>	
			SXP-6644-RP924	FINISH PULL	4531	4557	4683	
			SXP-4842-RP930	SCS EDGE ONLY	2882	2909	3008	
<p><b>RIGHT HOOKUP STATION WITH FROSTED PANELS</b></p> 	<p><b>Large Reception L</b> Right Hook-up <b>72 x 96 x 44</b> CONSISTING OF: DESK W/ COUNTERTOP 72 x 30 x 44</p> <p>RETURN-FILE / FILE 60 x 22 x 42</p> <p><b>OPTIONAL</b> All Wood Chassis Options Page 115</p>	335	<b>TYPICAL</b> <b>SXP-LSF-7260R</b>	<b>TOTAL</b>	<b>7797</b>	<b>7844</b>	<b>8075</b>	
			SXP-7244-RP925	FINISH PULL	4657	4683	4809	
			SXP-6042-RP931	SCS EDGE ONLY	3140	3161	3266	
	<p><b>Small Reception L</b> Right Hook-up <b>66 x 84 x 44</b> CONSISTING OF: DESK W/ COUNTERTOP 66 x 30 x 44</p> <p>RETURN-FILE / FILE 48 x 22 x 42</p> <p><b>OPTIONAL</b> All Wood Chassis Options Page 115</p>	320	<b>TYPICAL</b> <b>SXP-LSF-6648R</b>	<b>TOTAL</b>	<b>7413</b>	<b>7466</b>	<b>7691</b>	
			SXP-6644-RP925	FINISH PULL	4531	4557	4683	
			SXP-4842-RP931	SCS EDGE ONLY	2882	2909	3008	

**STANDARD FEATURES**

**SERVICE DESK**

- Box/Box/File - locking
- Integrated wire management channel in top
- Metal grommet matches pull finish, unless specified otherwise
- Foot / Storage shelf
- 12" Counter overhangs 6"
- Aluminum frame / frosted half modesty

**RETURN**

- File / Legal-Letter / Locking
- Metal grommet matches pull finish, unless specified otherwise
- Integrated wire management in Top
- Aluminum frame / frosted half modesty

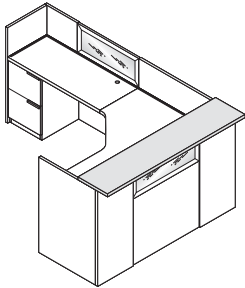
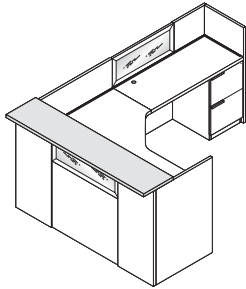
**OPTIONS**

**OPTIONAL MODESTY AND COUNTERTOPS - PAGE 115**

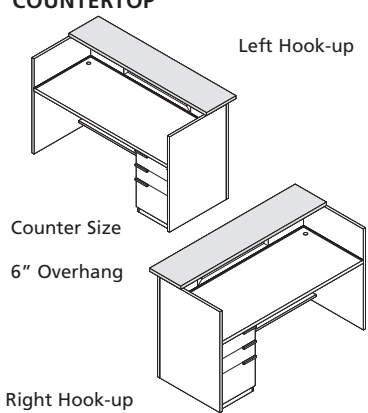
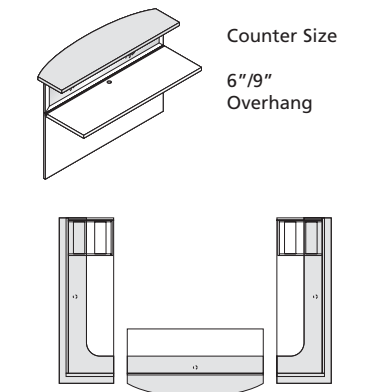
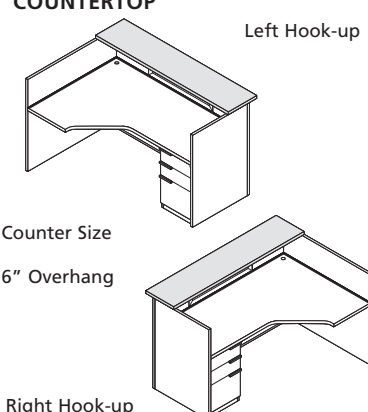
- K28 Articulating keyboard w/ mouse pad . . . . \$425
- K34 Laptop security drawer . . . . . \$395
- PDEP Elliptical Multi-Port Surface Mount . . . . \$250

Counter top 1-1/4" thick veneer with 3mm Lumber band w/ soft square profile is standard.

**SOFT FLAT EDGE STANDARD - PROFILE SHAPE N/A**

<b>Service "L" Reception Station with Frosted Panels</b>	DIMENSIONS W X D X H	WGT	STYLE NUMBER	MUST SELECT	ZONE 1	LIST PRICE ZONE 2	ZONE 3
<p><b>LEFT HOOKUP STATION WITH FROSTED PANELS</b></p>  <p>Left Hook-up <b>72 x 102 x 44</b></p> <p>CONSISTING OF: SERVICE DESK W/ COUNTERTOP BOX/BOX/FILE 72 x 30/48 x 44</p> <p>RETURN FILE / FILE 48 x 22 x 42</p> <p><b>OPTIONAL</b> All Wood Chassis Options Page 115</p>			<p><b>TYPICAL</b> <b>SXP-SLF-7248L</b></p>	<p><b>TOTAL</b></p> <p><b>FINISH PULL SCS EDGE ONLY</b></p>	<p><b>8809</b></p> <p>5927</p> <p>2882</p>	<p><b>8857</b></p> <p>5948</p> <p>2909</p>	<p><b>9088</b></p> <p>6080</p> <p>3008</p>
<p><b>RIGHT HOOKUP STATION WITH FROSTED PANELS</b></p>  <p>Right Hook-up <b>72 x 102 x 44</b></p> <p>CONSISTING OF: SERVICE DESK W/ COUNTERTOP BOX/BOX/FILE 72 x 30/48 x 44</p> <p>RETURN FILE / FILE 48 x 22 x 42</p> <p><b>OPTIONAL</b> All Wood Chassis Options Page 115</p>			<p><b>TYPICAL</b> <b>SXP-SLF-7248R</b></p>	<p><b>TOTAL</b></p> <p><b>FINISH PULL SCS EDGE ONLY</b></p>	<p><b>8809</b></p> <p>5927</p> <p>2882</p>	<p><b>8857</b></p> <p>5948</p> <p>2909</p>	<p><b>9088</b></p> <p>6080</p> <p>3008</p>

STANDARD FEATURES	OPTIONS
<p><b>SINGLE / SERVICE DESK</b></p> <ul style="list-style-type: none"> <li>• Box/Box/File - locking</li> <li>• Integrated wire management channel in top</li> <li>• Metal grommet matches pull finish, unless specified otherwise</li> <li>• Foot / Storage shelf</li> <li>• Counter top 1-1/4" thick veneer with 3mm Lumber band w/ soft square profile is standard.</li> <li>• Aluminum frame / frosted half modesty</li> </ul> <p><b>OPEN PLAN BRIDGE DESK</b></p> <ul style="list-style-type: none"> <li>• Integrated wire management channel in top</li> <li>• Metal grommet matches pull finish, unless specified otherwise</li> <li>• 12"/15" Bowfront countertop overhangs 6"/9"</li> <li>• Aluminum frame / frosted half modesty</li> </ul>	<p><b>OPTIONAL COUNTERTOPS - SEE PAGE 115</b></p> <p>K28 Articulating keyboard w/ mouse pad . . . . \$425</p> <p>K1 Center drawer . . . . . \$275</p> <p>PDEP Elliptical Multi-Port Surface Mount . . . . \$250</p> <p>See options section for other Task support accessories</p>
<b>SOFT FLAT EDGE STANDARD - PROFILE SHAPE N/A</b>	

Reception / Workstation Desk with Frosted Panels	DIMENSIONS W X D X H	WGT	STYLE NUMBER	MUST SELECT	ZONE 1	LIST PRICE ZONE 2	ZONE 3
<p><b>SINGLE PEDESTAL DESK W/ COUNTERTOP</b></p> 	Left Hook-up 72 x 30 x 44	335	SXP-7244-RP924	<b>FINISH PULL SCS EDGE ONLY</b>	4657	4683	4809
	66 x 30 x 44	320	SXP-6644-RP924		4531	4557	4683
	Right Hook-up 72 x 30 x 44	335	SXP-7244-RP925		4657	4683	4809
	66 x 30 x 44	320	SXP-6644-RP925		4531	4557	4683
<b>OPTIONAL</b> All Wood Chassis Options Page 115							
<p><b>OPEN PLAN BRIDGE DESK W/ BOWFRONT COUNTERTOP</b></p> 	For use only w/ Open Plan "U" Reception Stations			<b>FINISH SCS EDGE ONLY</b>			
	WORKSURFACE 60 x 24 x 44	155	SXP-6044-RP159		2247	2273	2399
	48 x 24 x 44	120	SXP-4844-RP159	2121	2147	2273	
<b>OPTIONAL</b> All Wood Chassis Options Page 115							
<p><b>SERVICE RECEPTION DESK W/ COUNTERTOP</b></p> 	Left Hook-up Service Desk B/B/F 72 x 30/48 x 44	420	SXP-7244-RP922	<b>FINISH PULL SCS EDGE ONLY</b>	5927	5948	6080
	Right Hook-up Service Desk B/B/F 72 x 30/48 x 44	420	SXP-7244-RP923		5927	5948	6080
<b>OPTIONAL</b> All Wood Chassis Options Page 115							

**STANDARD FEATURES**

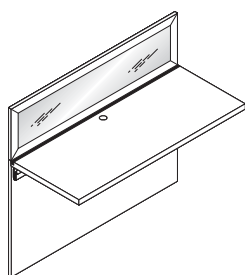
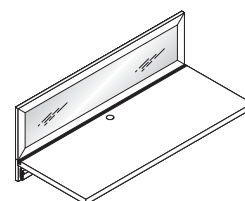
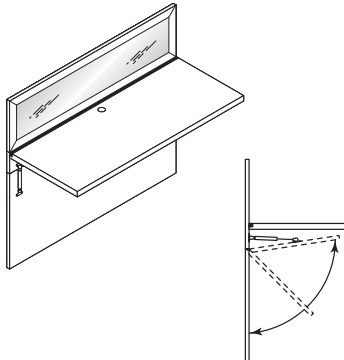
- Integrated wire management channel in top
- Metal grommet matches pull finish, unless specified otherwise
- Non-handed
- Aluminum frame / frosted half modesty

**OPTIONS**

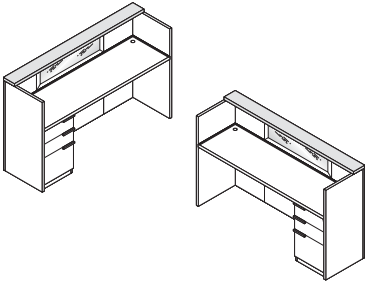
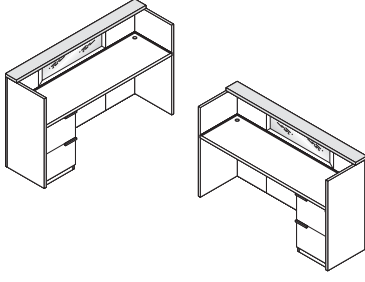
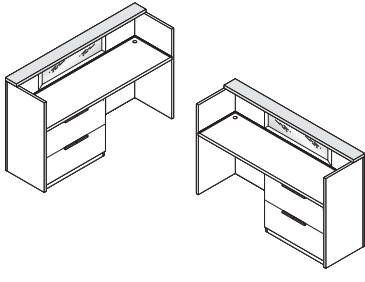
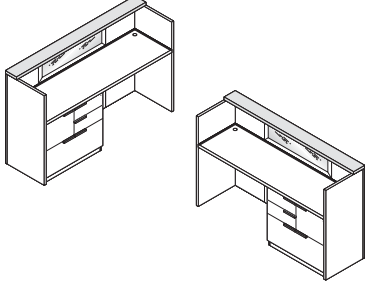
- K28 Articulating keyboard w/ mouse pad . . . . \$425
- K34 Laptop security drawer . . . . . \$395
- PDEP Elliptical Multi-Port Surface Mount . . . . \$250

See options section for other Task support accessories

**SOFT FLAT EDGE STANDARD - PROFILE SHAPE N/A**

<b>"U" Reception Bridges w/ Frosted Panels</b>	DIMENSIONS W X D X H	WGT	STYLE NUMBER	MUST SELECT	ZONE 1	LIST PRICE ZONE 2	ZONE 3
<p><b>FIXED BACK BRIDGE</b></p>  <p>To Delete Aluminum Frame - See Page 112</p>	<p>60 x 22 x 42</p> <p>48 x 22 x 42</p> <p>42 x 22 x 42</p> <p><b>OPTIONAL</b> All Wood Chassis Options Page 115</p>	<p>185</p> <p>150</p> <p>140</p>	<p>SXP-6042-RP164</p> <p>SXP-4842-RP164</p> <p>SXP-4242-RP164</p>	<p><b>FINISH SCS EDGE ONLY</b></p>	<p>2121</p> <p>1869</p> <p>1801</p>	<p>2147</p> <p>1895</p> <p>1827</p>	<p>2273</p> <p>1985</p> <p>1916</p>
<p><b>OPEN BACK BRIDGE</b></p>  <p>To Delete Aluminum Frame - See Page 112</p>	<p>60 x 22 x 42</p> <p>48 x 22 x 42</p> <p>42 x 22 x 42</p> <p><b>OPTIONAL</b> All Wood Chassis Options Page 115</p>	<p>165</p> <p>130</p> <p>120</p>	<p>SXP-6042-RP166</p> <p>SXP-4842-RP166</p> <p>SXP-4242-RP166</p>	<p><b>FINISH SCS EDGE ONLY</b></p>	<p>2058</p> <p>1801</p> <p>1775</p>	<p>2079</p> <p>1827</p> <p>1796</p>	<p>2205</p> <p>1916</p> <p>1885</p>
<p><b>PNEUMATIC LIFT BACK BRIDGE</b></p>  <p>To Delete Aluminum Frame - See Page 112</p>	<p>60 x 22 x 42</p> <p>48 x 22 x 42</p> <p>42 x 22 x 42</p> <p><b>OPTIONAL</b> All Wood Chassis Options Page 115</p>	<p>185</p> <p>150</p> <p>140</p>	<p>SXP-6042-RP165</p> <p>SXP-4842-RP165</p> <p>SXP-4242-RP165</p>	<p><b>FINISH SCS EDGE ONLY</b></p>	<p>2504</p> <p>2247</p> <p>2184</p>	<p>2525</p> <p>2273</p> <p>2205</p>	<p>2657</p> <p>2363</p> <p>2300</p>

STANDARD FEATURES	OPTIONS						
<b>CREDENZAS</b> <ul style="list-style-type: none"> <li>• Full extension - locking drawers</li> <li>• Metal grommet matches pull finish, unless specified otherwise</li> <li>• 6" Counter included with 1-1/4" thick veneer with 3mm Lumber band w/ soft square profile is standard. (Counter does not overhang)</li> <li>• Aluminum frame / frosted half modesty</li> </ul>	<b>OPTIONAL COUNTERTOPS - SEE PAGE 115</b> PDEP Elliptical Multi-Port Surface Mount . . . . . \$250  See options section for other Task support accessories						
<b>SOFT FLAT EDGE STANDARD - PROFILE SHAPE N/A</b>							

Reception Credenzas with Frosted Panels	DIMENSIONS W X D X H	WGT	STYLE NUMBER	MUST SELECT	ZONE 1	LIST PRICE ZONE 2	ZONE 3
<b>BOX/BOX/FILE CREDENZA W/ COUNTERTOP</b>  	Left Hook-up 72 x 22 x 44 66 x 22 x 44 48 x 22 x 44	275 260 200	SXP-7244-RP936 SXP-6644-RP936 SXP-4844-RP936	FINISH PULL SCS EDGE ONLY	4027 3959 3707	4048 3985 3728	4174 4111 3854
	Right Hook-up 72 x 22 x 44 66 x 22 x 44 48 x 22 x 44	275 260 200	SXP-7244-RP937 SXP-6644-RP937 SXP-4844-RP937		4027 3959 3707	4048 3985 3728	4174 4111 3854
<b>FILE/FILE CREDENZA W/ COUNTERTOP</b>  	Left Hook-up 72 x 22 x 44 66 x 22 x 44	275 260	SXP-7244-RP938 SXP-6644-RP938	FINISH PULL SCS EDGE ONLY	4027 3959	4048 3985	4174 4111
	Right Hook-up 72 x 22 x 44 66 x 22 x 44	275 260	SXP-7244-RP939 SXP-6644-RP939		4027 3959	4048 3985	4174 4111
<b>LATERAL FILE CREDENZA W/ COUNTERTOP</b>  	Left Hook-up 72 x 22 x 44 66 x 22 x 44	300 285	SXP-7244-RP940 SXP-6644-RP940	FINISH PULL SCS EDGE ONLY	4279 4211	4300 4237	4431 4363
	Right Hook-up 72 x 22 x 44 66 x 22 x 44	300 285	SXP-7244-RP941 SXP-6644-RP941		4279 4211	4300 4237	4431 4363
<b>BOX/BOX/FILE/LATERAL FILE CREDENZA W/ COUNTERTOP</b>  	Left Hook-up 72 x 22 x 44 66 x 22 x 44	300 285	SXP-7244-RP942 SXP-6644-RP942	FINISH PULL SCS EDGE ONLY	4657 4594	4683 4615	4809 4741
	Right Hook-up 72 x 22 x 44 66 x 22 x 44	300 285	SXP-7244-RP943 SXP-6644-RP943		4657 4594	4683 4615	4809 4741

**STANDARD FEATURES**

**CREDENZAS**

- Full extension - locking drawers
- Metal grommet matches pull finish, unless specified otherwise
- Wire channels
- 8" Countertop 1-1/4" thick veneer with 3mm Lumber band w/ soft square profile is standard.
- 8" Countertop overhangs 3"
- Aluminum frame / frosted half modesty

Use extension credenzas with open plan bridge desk.

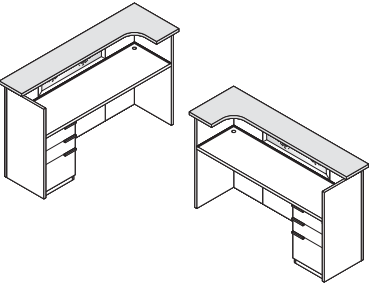
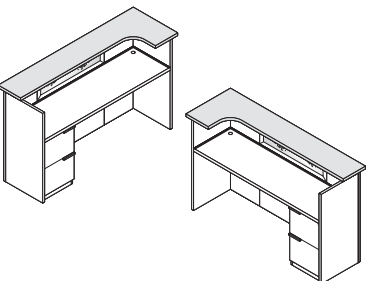
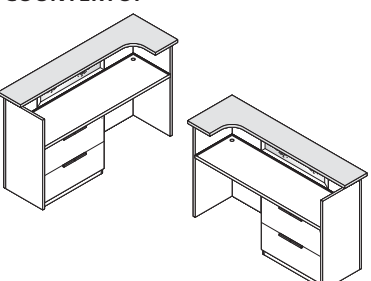
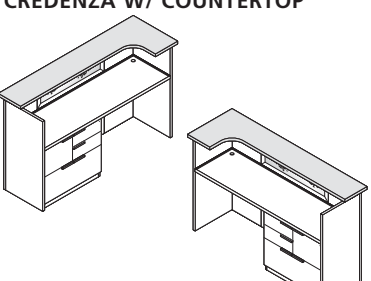
**OPTIONS**

**OPTIONAL COUNTERTOPS - SEE PAGE 115**

PDEP Elliptical Multi-Port Surface Mount . . . . . \$250

See options section for other Task support accessories

**SOFT FLAT EDGE STANDARD - PROFILE SHAPE N/A**

Open Plan Reception Extension Credenzas w/ Frosted Panels	DIMENSIONS W X D X H	WGT	STYLE NUMBER	MUST SELECT	ZONE 1	LIST PRICE ZONE 2	ZONE 3
<p><b>BOX/BOX/FILE CREDENZA W/ COUNTERTOP</b></p> 	<p>Left Hook-up 72 x 24 x 44 66 x 24 x 44 48 x 24 x 44</p> <p>Right Hook-up 72 x 24 x 44 66 x 24 x 44 48 x 24 x 44</p> <p><b>OPTIONAL</b> All Wood Chassis Options Page 115</p>	<p>275 260 200</p> <p>275 260 200</p>	<p>SXP-7244-RP944 SXP-6644-RP944 SXP-4844-RP944</p> <p>SXP-7244-RP945 SXP-6644-RP945 SXP-4844-RP945</p>	<p><b>FINISH PULL SCS EDGE ONLY</b></p>	<p>4211 4153 3896</p> <p>4211 4153 3896</p>	<p>4237 4174 3922</p> <p>4237 4174 3922</p>	<p>4363 4300 4048</p> <p>4363 4300 4048</p>
<p><b>FILE/FILE CREDENZA W/ COUNTERTOP</b></p> 	<p>Left Hook-up 72 x 24 x 44 66 x 24 x 44 48 x 24 x 44</p> <p>Right Hook-up 72 x 24 x 44 66 x 24 x 44 48 x 24 x 44</p> <p><b>OPTIONAL</b> All Wood Chassis Options Page 115</p>	<p>275 260 200</p> <p>275 260 200</p>	<p>SXP-7244-RP946 SXP-6644-RP946 SXP-4844-RP946</p> <p>SXP-7244-RP947 SXP-6644-RP947 SXP-4844-RP947</p>	<p><b>FINISH PULL SCS EDGE ONLY</b></p>	<p>4211 4153 3896</p> <p>4211 4153 3896</p>	<p>4237 4174 3922</p> <p>4237 4174 3922</p>	<p>4363 4300 4048</p> <p>4363 4300 4048</p>
<p><b>LATERAL FILE CREDENZA W/ COUNTERTOP</b></p> 	<p>Left Hook-up 72 x 24 x 44 66 x 24 x 44</p> <p>Right Hook-up 72 x 24 x 44 66 x 24 x 44</p> <p><b>OPTIONAL</b> All Wood Chassis Options Page 115</p>	<p>300 285</p> <p>300 285</p>	<p>SXP-7244-RP948 SXP-6644-RP948</p> <p>SXP-7244-RP949 SXP-6644-RP949</p>	<p><b>FINISH PULL SCS EDGE ONLY</b></p>	<p>4468 4405</p> <p>4468 4405</p>	<p>4489 4431</p> <p>4489 4431</p>	<p>4615 4557</p> <p>4615 4557</p>
<p><b>BOX/BOX/FILE/LATERAL FILE CREDENZA W/ COUNTERTOP</b></p> 	<p>Left Hook-up 72 x 24 x 44 66 x 24 x 44</p> <p>Right Hook-up 72 x 24 x 44 66 x 24 x 44</p> <p><b>OPTIONAL</b> All Wood Chassis Options Page 115</p>	<p>300 285</p> <p>300 285</p>	<p>SXP-7244-RP950 SXP-6644-RP950</p> <p>SXP-7244-RP951 SXP-6644-RP951</p>	<p><b>FINISH PULL SCS EDGE ONLY</b></p>	<p>4846 4783</p> <p>4846 4783</p>	<p>4872 4809</p> <p>4872 4809</p>	<p>4998 4935</p> <p>4998 4935</p>

**STANDARD FEATURES**

**RETURN**

- File / Legal-Letter / Locking
- Metal grommet matches pull finish, unless specified otherwise
- Integrated wire management in top
- Full back panel
- Aluminum frame / frosted half modesty

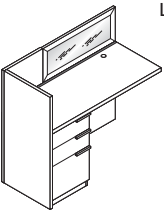
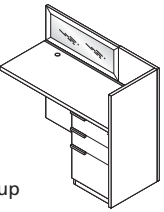
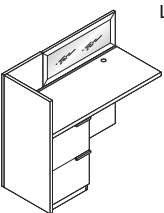
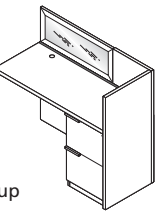
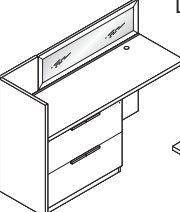
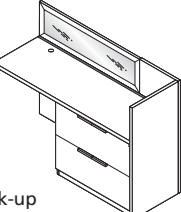
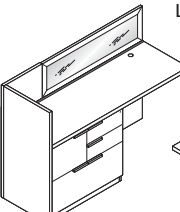
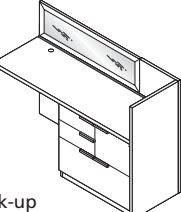
**OPTIONS**

**OPTIONAL COUNTERTOPS - SEE PAGE 115**

PDEP Elliptical Multi-Port Surface Mount . . . . . \$250

See options section for other Task support accessories

**SOFT FLAT EDGE STANDARD - PROFILE SHAPE N/A**

<b>Reception Task Returns with Frosted Panels</b>		<b>DIMENSIONS W X D X H</b>	<b>WGT</b>	<b>STYLE NUMBER</b>	<b>MUST SELECT</b>	<b>ZONE 1</b>	<b>LIST PRICE ZONE 2</b>	<b>ZONE 3</b>
<b>BOX/BOX/FILE</b>  Left Hook-up  Right Hook-up	Left Hook-up 60 x 22 x 42 48 x 22 x 42 42 x 22 x 42	215 195 180	SXP-6042-RP928 SXP-4842-RP928 SXP-4242-RP928	<b>FINISH PULL SCS EDGE ONLY</b>	3140 2882 2756	3161 2909 2783	3266 3008 2882	
	Right Hook-up 60 x 22 x 42 48 x 22 x 42 42 x 22 x 42	215 195 180	SXP-6042-RP929 SXP-4842-RP929 SXP-4242-RP929		3140 2882 2756	3161 2909 2783	3266 3008 2882	
<b>FILE/FILE</b>  Left Hook-up  Right Hook-up	Left Hook-up 60 x 22 x 42 48 x 22 x 42 42 x 22 x 42	215 195 180	SXP-6042-RP930 SXP-4842-RP930 SXP-4242-RP930	<b>FINISH PULL SCS EDGE ONLY</b>	3140 2882 2756	3161 2909 2783	3266 3008 2882	
	Right Hook-up 60 x 22 x 42 48 x 22 x 42 42 x 22 x 42	215 195 180	SXP-6042-RP931 SXP-4842-RP931 SXP-4242-RP931		3140 2882 2756	3161 2909 2783	3266 3008 2882	
<b>LATERAL FILE</b>  Left Hook-up  Right Hook-up	Left Hook-up 60 x 22 x 42 48 x 22 x 42	255 230	SXP-6042-RP932 SXP-4842-RP932	<b>FINISH PULL SCS EDGE ONLY</b>	3392 3140	3413 3161	3518 3266	
	Right Hook-up 60 x 22 x 42 48 x 22 x 42	255 230	SXP-6042-RP933 SXP-4842-RP933		3392 3140	3413 3161	3518 3266	
<b>BOX/BOX/FILE/ LATERAL</b>  Left Hook-up  Right Hook-up	Left Hook-up 60 x 22 x 42 48 x 22 x 42	255 230	SXP-6042-RP934 SXP-4842-RP934	<b>FINISH PULL SCS EDGE ONLY</b>	3644 3392	3670 3413	3770 3518	
	Right Hook-up 60 x 22 x 42 48 x 22 x 42	255 230	SXP-6042-RP935 SXP-4842-RP935		3644 3392	3670 3413	3770 3518	

## OPTIONS

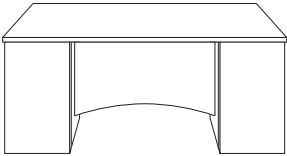
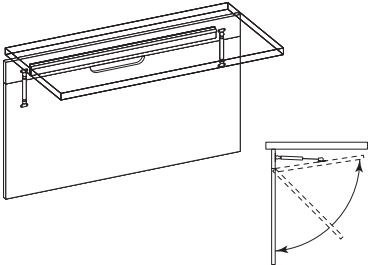
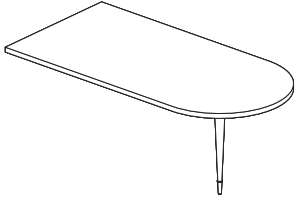
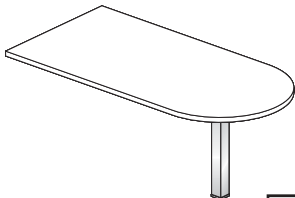
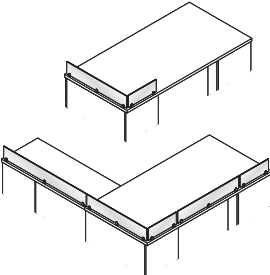
**OPTIONS****DESIGN ENHANCEMENTS****SIZE MODIFICATIONS****DESK PEDESTAL OPTIONS****DRAWER OPTIONS****TASK SUPPORT ACCESSORIES****COMPUTER SUPPORT****WIRE MANAGEMENT ACCESSORIES****POWER DATA ACCESSORIES****ACCESSORIES****ACCESSORIES**

MODESTIES; POST LEGS; PRIVACY SCREENS

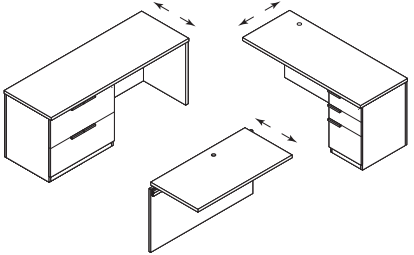
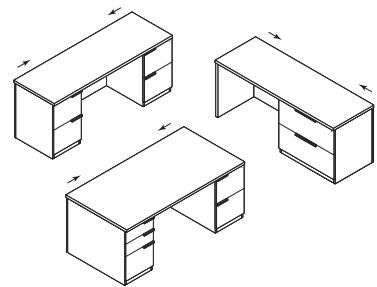
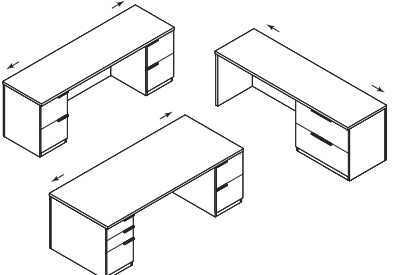
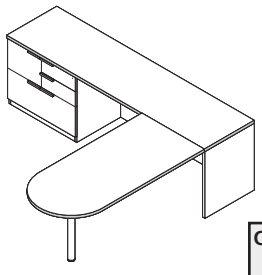
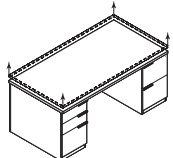
DEPTHS; WIDTHS

WIRE MGMT CAVITY; PULLOUT WRITING  
SLIDE; ORGANIZER DRAWERCENTER DRAWERS; LEATHER COVERED  
BOTTOMSTACK SURFACES; SLATWALL; WRITING  
SURFACESKEYBOARDS; LAPTOP DRAWERS; MONITOR  
ARMSGROMMETS; WIRE MANAGEMENT  
CHANNELS & RACEWAYSPOWER DATA/COM PORTS; FLIP UP PORTS;  
POWER SUPPLY CORDSETSGLASS SHELVES; BLUE PRINT RODS; WIRE  
DIVIDERS; DRAWER DIVIDERS; DOOR LOCKS

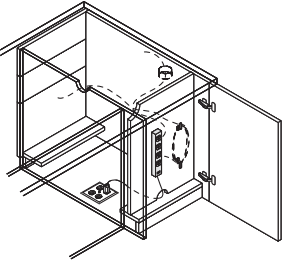
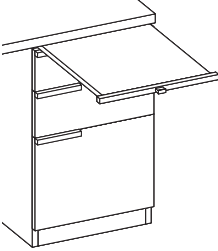
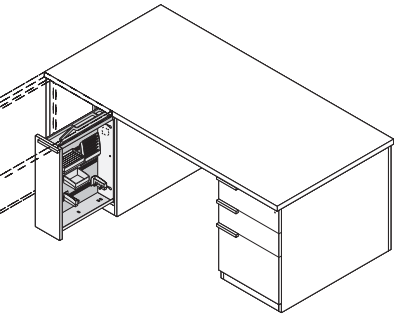
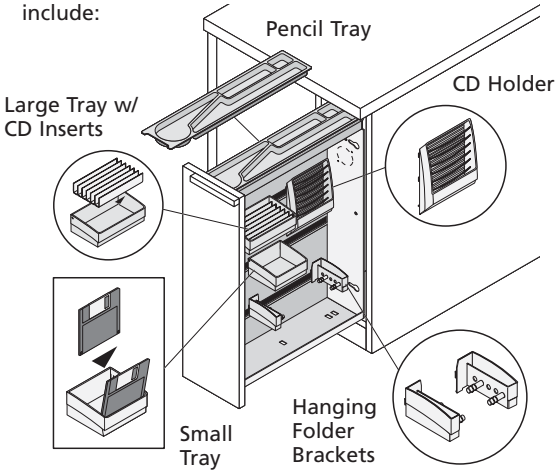
DESIGN ENHANCEMENT OPTIONS

DESCRIPTION / ILLUSTRATION	OPTIONS CODE	SPECIFICATIONS	LIST UPCHARGE	AVAILABLE																								
<p><b>BREAKFRONT ARCH MODESTY</b></p>  <p>QuickShip Option</p>	M11	<p><b>Breakfront Arch Modesty</b></p> <p>Breakfront wood modesty is arched starting 2-1/2" from floor</p>	\$195	Breakfront Double Pedestal Desk Only																								
<p><b>PNEUMATIC LIFT MODESTY</b></p> 	M50	<p><b>Pneumatic Lift Modesty</b></p> <p>Hinge modesty has pneumatic lifts that slowly lift and hold modesty up under top surface. Lifting requires minimal force to start movement.</p> <p>To close, simply pull modesty down and into closed position.</p> <p>When keyboard is present, extend keyboard out and up to highest position to facilitate lifting of modesty.</p>	\$295	Credenza Bridge Return																								
<p><b>CONFERENCE DESK POST TAPERED WOOD LEG WITH ALUMINUM TOE</b></p> 	WM-60	<p><b>Conference Desk Tapered Leg post</b></p> <p>Solid hardwood post tapers from 3" dia to 1-1/4" dia. Aluminum toe is 3-1/4" long tapering from 1-1/4" to 3/4".</p>	\$195	Replace 3" Dia Standard Leg																								
<p><b>CONFERENCE DESK POST 3" SQUARE ALUMINUM LEG W/ LEVELER</b></p>  <p>QuickShip Option</p>	AL-10	<p><b>Conference Desk Square Leg</b></p> <p>3" Square Aluminum Leg with leveler See Options for Caster</p>	\$95	Replace 3" Dia Standard Leg																								
<p><b>FROSTED PRIVACY SCREEN</b></p>  <p>Available In 6" Height &amp; 12" Height</p>	<p>XFPS16 XFPS19 XFPS29 XFPS35 XFPS42 XFPS48</p>	<p>Nickel standoffs are fastened by screws into work surface. 5mm Frosted Acrylic is clamped within standoff and is replaceable.</p> <table border="0"> <tr> <td>16" Length</td> <td>2 Standoffs</td> <td>\$160</td> <td>\$225</td> </tr> <tr> <td>19" Length</td> <td>2 Standoffs</td> <td>\$190</td> <td>\$250</td> </tr> <tr> <td>29" Length</td> <td>2 Standoffs</td> <td>\$290</td> <td>\$375</td> </tr> <tr> <td>35" Length</td> <td>3 Standoffs</td> <td>\$350</td> <td>\$475</td> </tr> <tr> <td>42" Length</td> <td>3 Standoffs</td> <td>\$420</td> <td>\$550</td> </tr> <tr> <td>48" Length</td> <td>3 Standoffs</td> <td>\$480</td> <td>\$600</td> </tr> </table> <p>*Field Installation Only*</p>	16" Length	2 Standoffs	\$160	\$225	19" Length	2 Standoffs	\$190	\$250	29" Length	2 Standoffs	\$290	\$375	35" Length	3 Standoffs	\$350	\$475	42" Length	3 Standoffs	\$420	\$550	48" Length	3 Standoffs	\$480	\$600	<p>6" Height</p>	<p>12" Height</p>
16" Length	2 Standoffs	\$160	\$225																									
19" Length	2 Standoffs	\$190	\$250																									
29" Length	2 Standoffs	\$290	\$375																									
35" Length	3 Standoffs	\$350	\$475																									
42" Length	3 Standoffs	\$420	\$550																									
48" Length	3 Standoffs	\$480	\$600																									

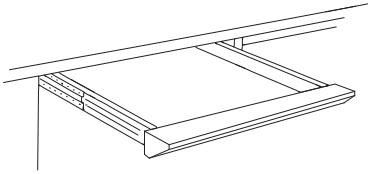
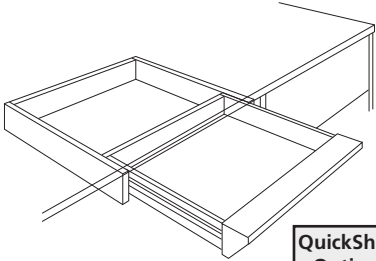
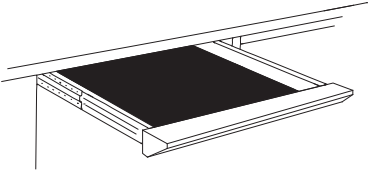

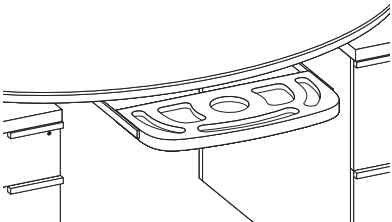
SIZE MODIFICATIONS

DESCRIPTION / ILLUSTRATION	OPTIONS CODE	SPECIFICATIONS	LIST UPCHARGE	AVAILABLE
<p><b>24" DEPTH</b></p> 	MOD24	<p><b>Increase Top and Chassis to 24" Depth</b></p> <p>Workstation Credenzas, Returns, Bridges, and Corner Units</p> <p><b>!MOD24 is Not Available on units that hookup to Oval Top Desk and Corner units.</b></p> <p>*If Ordering 5+ units with MOD24, Contact Factory for Reduced Upcharges</p>	ADD 15%	Workstation Credenzas Returns Bridges Kneespace Credenzas Freestanding Towers Corner Units
<p><b>REDUCE WIDTH ON 29" HGT UNITS WITH KNEESPACE</b></p> 	RWKS	<p><b>Reduce Width on 29"hgt Units with Kneespace</b></p> <p>Using standard size unit cut down top and chassis components to reduce overall width.</p>	ADD 10%	Desks Returns Bridges Kneespace Credenzas Workstation Credenzas
<p><b>INCREASE WIDTHS ON UNITS WITH KNEESPACE ON REQUEST</b></p> 	QUOTE	<p><b>Increase Widths on All Units with Kneespace</b></p> <p>CONTACT CUSTOMER SERVICE for availability of special sizes, quotes, and leadtimes</p>	Contact Factory for Price Quotes	
<p><b>MODIFY CRENZENZA END FOR USE WITH RUNOFF DESK</b></p>  <p>QuickShip Option</p>	ROPS	<p><b>Modify Credenza for use with Runoff desk</b></p> <p>Modify flat end of credenza to profile shape to match runoff desk profile hookup.</p> <p>This option adds 1" to credenza length. Use only for Runoff Desk attachments.</p> <p>NOTE: Not required when SCS - Soft Edge is specified.</p>	\$195	Workstation Credenzas For Runoff Desk hookup Only
<p><b>SPECIAL CHASSIS AND CABINET MODIFICATIONS</b></p> <p><b>HEIGHT INCREASES</b></p> 	<p>QUOTE</p> <p>QUOTE</p>	<p><b>Special Chassis and Cabinet Modifications</b></p> <p>CONTACT CUSTOMER SERVICE for availability of special sizes, quotes, and leadtimes</p> <p><b>Height Increases</b></p> <p>CONTACT CUSTOMER SERVICE for availability of special sizes, quotes, and leadtimes</p>	<p>Contact Factory for Price Quotes</p> <p>Contact Factory for Price Quotes</p>	

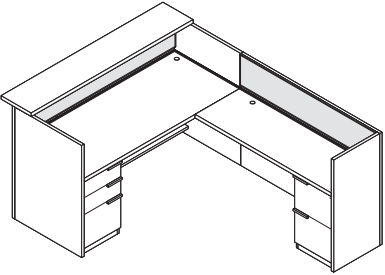
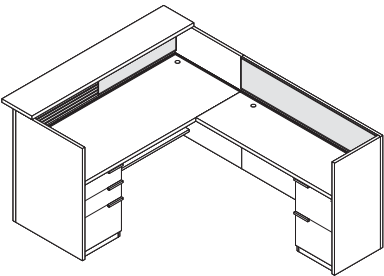
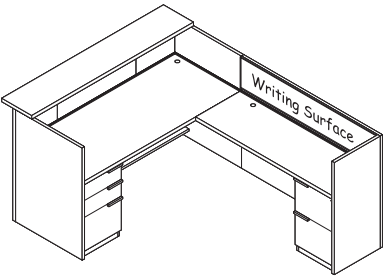
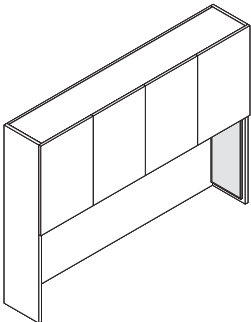
**DESK PEDESTAL OPTIONS**

DESCRIPTION / ILLUSTRATION	OPTIONS CODE	SPECIFICATIONS	LIST UPCHARGE	AVAILABLE
<p><b>BREAKFRONT PEDESTAL WITH WIRE MANAGEMENT CAVITY DOOR</b></p> 	<p>PC-10</p>	<p><b>Breakfront Pedestal Wire Mgmt Door</b></p> <p>Breakfront Chassis only</p> <ul style="list-style-type: none"> <li>• Hinged pedestal front door offers easy access for wire management</li> <li>• Wire hooks provide wire coil storage</li> <li>• Wire access openings allow access to floor, cabinets interior and kneespace</li> <li>• Cavity interior is black finish</li> <li>• Top grommet (TM30/TM31/TM32) is positioned over cavity for access ease</li> <li>• Power Not Included</li> </ul>	<p>\$95</p>	<p>Breakfront Desk Pedestal Only 24"/30"/36" Depths</p>
<p><b>DESK PEDESTAL WITH PULLOUT WRITING SHELF</b></p> 	<p>P1-A</p>	<p><b>Desk Pedestal with Pullout Writing shelf</b></p> <ul style="list-style-type: none"> <li>• Available only on Box/Box/File Pedestals</li> <li>• Legal or letter desk pedestal</li> <li>• Laminate surface with solid wood front strip matches case finish</li> <li>• Pullout shelf extends to offer 14" of writing surface</li> <li>• Pullout aluminum knob matches standard pull finish</li> </ul>	<p>\$95</p>	<p>Available on Desk Only</p>
<p><b>WORKSTATION DESK ORGANIZER TOWER PEDESTAL</b></p> 	<p>P-20A</p>	<p><b>Workstation Desk Organizer Tower Pedestal</b></p> <p>Organizer Tower pedestal is added to hookup end of workstation desk. Organizer drawer pulls out under kneespace of bridges and returns.</p> <p>Accessories include:</p> 	<p>\$995</p>	<p>All Freestanding Hookup Desks</p> <p><b>Cannot be used when keyboards are present on Bridges and Returns</b></p>

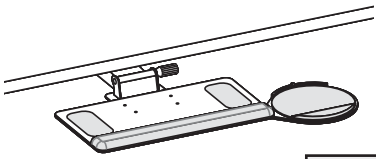
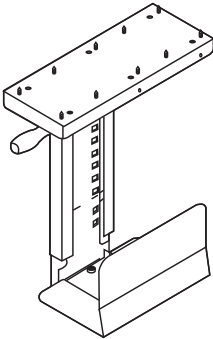
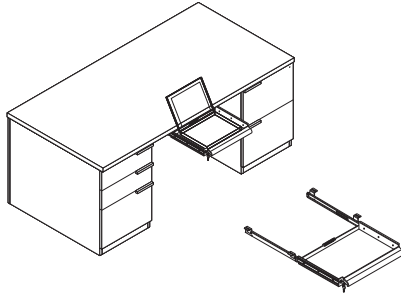


**DRAWER OPTIONS**

DESCRIPTION / ILLUSTRATION	OPTIONS CODE	SPECIFICATIONS	LIST UPCHARGE	AVAILABLE
<b>BEVELED FRONT CENTER DRAWER FINISHED</b>  <div style="border: 1px solid black; padding: 2px; display: inline-block; margin-top: 10px;">QuickShip Option</div>	<b>K1</b>	<b>Center Drawer - Factory Installed</b>  Solid wood drawer front finished to match unit Veneer and color. Ball bearing for smooth operation. Utility tray standard. Drawer has lifetime guarantee.	<b>\$275</b>	
	<b>K1-F</b>	<b>Center Drawer - Field Installed</b> All hardware included.	<b>\$275</b>	
<b>BEVELED FRONT CENTER DRAWER WITH SKIRT - FINISHED</b>  <div style="border: 1px solid black; padding: 2px; display: inline-block; margin-top: 10px;">QuickShip Option</div>	<b>K2</b>	<b>Center Drawer with Skirt - Factory Installed</b>  For use on Conference Desks, P Tops, Elliptical Tops, Bullets, and Desk Shells. Solid hardwood skirt conceals drawer suspensions on sides and approach. Solid wood drawer front and skirt finished to match unit Veneer and color. Ball bearing for smooth operation. Utility tray standard. Drawer has lifetime guarantee.	<b>\$375</b>	
	<b>K2-F</b>	<b>Center Drawer with Skirt - Field Installed</b>	<b>\$375</b>	
<b>BLACK DURA-LEATHER BOX - BOTTOMS</b> 	<b>K4</b>	<b>Black Dura-leather Drawer Bottoms</b>  Replace Veneer Box and/or Center drawer bottoms with black dura-leather for elegant appearance.	<b>\$75 each</b>	
<b>CARVED SOLID WOOD KNEESPACE CENTER DRAWER</b> 	<b>K29-S</b>	<b>Carved Solid Wood Center Drawer</b>  Solid 1-1/2" thick wood utility tray. Pencil / Paper clip holders are carved out from wood.	<b>\$395</b>	All Desks except Oval
<b>CURVED FRONT - CARVED CENTER DRAWER</b>  For Use on Oval Desk	<b>K29OVL</b>	<b>Curved Front - Carved Center Drawer</b>  Solid 1-1/2" thick wood utility tray. Pencil / Paper clip holders are carved out from wood. Curved Front allows center drawer to be flush with top of Oval Desk.	<b>\$495</b>	Oval Desk





**TASK SUPPORT ACCESSORIES - FABRIC OPTIONS**

DESCRIPTION / ILLUSTRATION	OPTIONS CODE	SPECIFICATIONS	LIST UPCHARGE	AVAILABLE
<p><b>RECEPTION COUNTER FABRIC TACK SURFACE</b></p> 	<p>C157R  C154R</p>	<p><b>Reception Counter Fabric Tack Surface</b> Reception Fabric Tack panels are velcro attached and feature black edge trim. 13" Height.</p> <p><b>Widths 66" - 72"</b></p> <p><b>Widths 36" - 60"</b></p> <p>For standard fabric offering, please reference DARRAN Fabric Card.</p>	<p><b>\$275</b>  <b>\$195</b></p>	<p>Undercounter Gallery Panel</p>
<p><b>RECEPTION COUNT SLATWALL / FABRIC TACK SURFACE</b></p> 	<p>SWTB-R</p>	<p><b>Reception Counter Slat Wall / Fabric Tack Surface</b></p> <p>Reception Slatwall standard black with black trim. Widths 60-72"</p> <p>Factory Installed.</p>	<p><b>\$350</b></p>	<p>Undercounter Gallery Panel</p>
<p><b>RECEPTION COUNTER WRITING PANEL</b></p> 	<p>26WD  24WD</p>	<p><b>Reception Counter Writing Panel</b></p> <p><b>Widths 36" - 48"</b></p> <p><b>Widths 60" - 70"</b></p> <p>White Writing Surface has black edge trim</p>	<p><b>\$150</b>  <b>\$195</b></p>	<p>Undercounter Gallery Panel</p>
<p><b>OVERHEAD SIDE PANEL FABRIC TACK SURFACE</b></p> 	<p>C-30SP</p>	<p><b>Side Panel Fabric Tack Surface</b></p> <p>Small Interior side panel tack surface is ideal for small pin ups when Veneer backs and Slat wall Options are ordered.</p> <p>For standard fabric offering, please reference DARRAN Fabric Card.</p>	<p><b>\$150</b></p>	<p>Overhead Console Inside End panel.</p> <p>Do Not use with Glass Shelf organizer option</p>

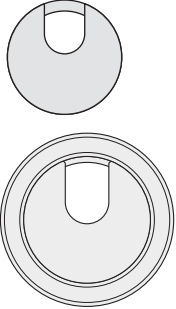
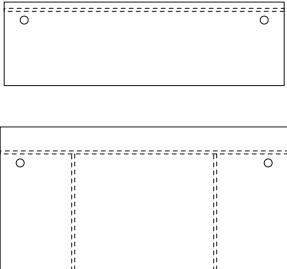

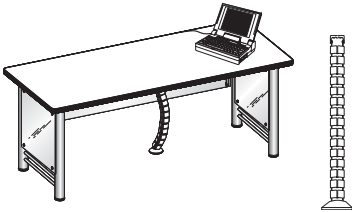
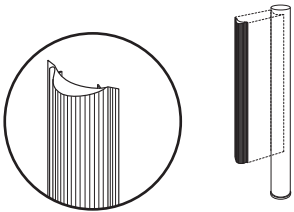
COMPUTER SUPPORT

DESCRIPTION / ILLUSTRATION	OPTIONS CODE	SPECIFICATIONS	LIST UPCHARGE	AVAILABLE
<p><b>ARTICULATING KEYBOARD TRAY</b></p> 	K28	<p><b>Articulating Keyboard w/Left or Right Mouse FACTORY INSTALLED</b></p> <ul style="list-style-type: none"> <li>• Adjusts effortlessly - A simple one-handed motion allows the keyboard to be repositioned instantly, without the use of locks or levers.</li> <li>• Encourages low-risk postures - Maximizes adjustability within a safe operating range.</li> <li>• Will last a lifetime - Exceeds all applicable BIFMA Standards and comes with a lifetime guarantee.</li> </ul>	\$425	Any Kneespace Minimum 25" Width
	<p>QuickShip Option</p> <p>K28F</p>	<p><b>Articulating Keyboard w/Left or Right Mouse FIELD INSTALL</b></p>	\$395	
<p><b>CPU RETRACTABLE CRADLE</b></p> 	K18	<p><b>CPU Retractable Cradle</b></p> <p>Black Metal CPU Carriage</p> <ul style="list-style-type: none"> <li>• Full 360° swivel capability allows easy access to rear of CPU for cables / wires.</li> <li>• Track allows 8-1/2" extension</li> <li>• Width adjustment 5-1/2" to 9-1/4"</li> <li>• Height adjustment 14-5/8" to 20-1/2"</li> <li>• Black epoxy finish</li> </ul>	\$195	All Design-Build Products Factory Installed
<p><b>LAPTOP SECURITY DRAWER</b></p> 	K34	<p><b>Laptop Security Drawer</b></p> <p>Black Lockable drawer features keyboard tilt and foam wrist rest. Ball bearing action with Lockout. Cable organizer. Includes Lock.</p> <p>Dimensions: 18 1/16" W x 19 3/4" D x 2 1/2" H ISW (15 3/4")</p> <p>Assembly / Field Installation Required</p>	\$395	
<p><b>LAPTOP DRAWER ONLY</b></p> 	P-34K	<p><b>Laptop Drawer Only</b></p> <p>Top drawer accommodates laptop computer and features wrist rest pad and extended lock out. Inside dimensions: 18"D x 14"W x 3"H Includes one duplex electrical outlet and blank for data port.</p>	\$395	Legal Width Desk Pedestal ONLY
<p><b>LAPTOP PRINTER DRAWER</b></p> 	P-16K	<p><b>Laptop / Printer Drawer</b></p> <p>Top drawer accommodates laptop computer and features wrist rest pad and extended lock out. Inside dimensions: 18"D x 14"W x 3"H Includes one duplex electrical outlet and blank for data port.</p> <p>Bottom drawer accommodates most printers. Inside dimensions: 18"D x 16"W x 17"H Includes grommet for wire management Desk central lock system locks cabinet.</p>	\$895	Legal Width Desk Pedestal ONLY

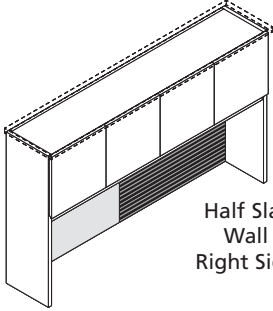
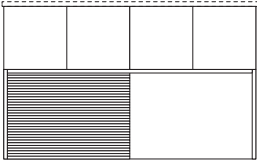

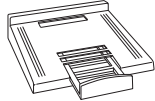



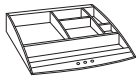
COMPUTER SUPPORT OPTIONS

DESCRIPTION / ILLUSTRATION	OPTIONS CODE	SPECIFICATIONS	LIST UPCHARGE	MUST SELECT
<p><b>SINGLE MONITOR ARM</b></p>  <p>POSTS / ARMS ASSEMBLY REQUIRED</p>	<p>MA1959</p>	<p><b>Single Monitor Arm</b></p> <ul style="list-style-type: none"> <li>• Post Base: 4-1/2" Dia.</li> <li>• Post Length: 20-7/8"H</li> <li>• Arm Extends 10-1/2"</li> <li>• Rotates Left / Right 180°</li> <li>• Tilts Screen 85°</li> <li>• Silver Powdercoat</li> <li>• Post Base Requires 60mm Dia. Hole</li> <li>• Arm: Die Cast Aluminum</li> </ul>	<p><b>\$395</b></p>	<p>Surface Factory Bored / Ready To Install</p>
<p><b>DOUBLE MONITOR ARM</b></p>  <p>POSTS / ARMS ASSEMBLY REQUIRED</p>	<p>MA2959</p>	<p><b>Double Monitor Arm</b></p> <ul style="list-style-type: none"> <li>• Post Base: 4-1/2" Dia.</li> <li>• Post Length: 20-7/8"H</li> <li>• Arm Extends 10-1/2"</li> <li>• Rotates Left / Right 180°</li> <li>• Tilts Screen 85°</li> <li>• Silver Powdercoat</li> <li>• Post Base Requires 60mm Dia. Hole</li> <li>• Arm: Die Cast Aluminum</li> </ul> <p><i>Can Accommodate Up To 4 Monitors By Ordering Extra Double Arms.</i></p>	<p><b>\$650</b></p>	<p>Surface Factory Bored / Ready To Install</p>
<p><b>DELUXE SINGLE MONITOR ARM W/ USB POST</b></p>  <p>POSTS / ARMS ASSEMBLY REQUIRED</p>	<p>MA1952</p>	<p><b>Deluxe Single Monitor Arm</b></p> <ul style="list-style-type: none"> <li>• (4) 2.0 USB Ports</li> <li>• Post Length: 22-1/2"H</li> <li>• Post Base Requires 80mm Dia. Hole</li> <li>• Spring Assist - Full Movement Arm</li> <li>• Supports Screens Up To 24"</li> <li>• Arm: Die Cast Aluminum</li> <li>• Arm Extends Up To 13-3/8"</li> <li>• Swivels 180° - Mount Plate Tilts 85°</li> </ul>	<p><b>\$495</b></p>	<p>Surface Factory Bored / Ready To Install</p>
<p><b>DELUXE DOUBLE MONITOR ARM W/ USB POST</b></p>  <p>POSTS / ARMS ASSEMBLY REQUIRED</p>	<p>MA2952</p>	<p><b>Deluxe Single Monitor Arm</b></p> <ul style="list-style-type: none"> <li>• (4) 2.0 USB Ports</li> <li>• Post Length: 22-1/2"H</li> <li>• Post Base Requires 80mm Dia. Hole</li> <li>• Spring Assist - Full Movement Arm</li> <li>• Supports Screens Up To 24"</li> <li>• Arm: Die Cast Aluminum</li> <li>• Arm Extends Up To 13-3/8"</li> <li>• Swivels 180° - Mount Plate Tilts 85°</li> </ul> <p><i>Can Accommodate Up To 4 Monitors By Ordering Extra Double Arms.</i></p>	<p><b>\$795</b></p>	<p>Surface Factory Bored / Ready To Install</p>

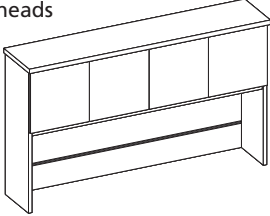
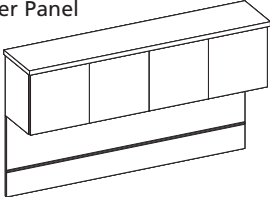
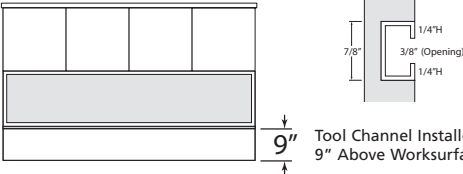
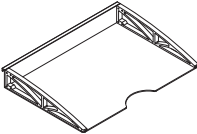
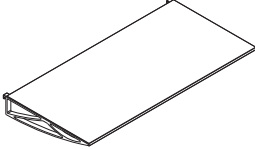
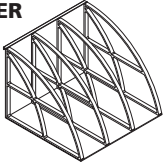
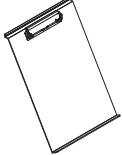
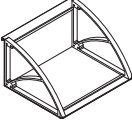
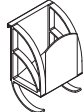
**WIRE MANAGEMENT ACCESSORIES**

DESCRIPTION / ILLUSTRATION	OPTIONS CODE	SPECIFICATIONS	LIST UPCHARGE	AVAILABLE
<p><b>OPTIONAL WIRE MANAGEMENT GROMMETS - FACTORY INSTALLED</b></p> <p><u>Worksurface Metal Grommets</u></p>  <p>1-5/8" Solid Cast Anodized Aluminum</p> <p><b>STANDARD GROMMET LOCATIONS</b> Grommets are centered 5" set in from end panel and behind the pedestal back or modesty panel.</p> <div style="border: 1px solid black; padding: 2px; width: fit-content; margin-left: auto; margin-right: auto;">QuickShip Option</div>	<p>TM30</p> <p>TM31</p> <p>TM32</p> <p>TM10</p>	<p>1-5/8" Black Metal Grommet</p> <p>1-5/8" Matte Nickel Metal Grommet</p> <p>1-5/8" Silver Metal Grommet</p> <p>1-5/8" Cast Aluminum Grommet Aluminum Finish matches pull finish.</p> 	<p>\$45</p> <p>\$45</p> <p>\$45</p> <p>\$65</p>	<p>All Units</p> <p>All Units</p> <p>All Units</p> <p>All Units</p> <p>Contact Factory for Non-Standard Locations</p>
<p><b>HORIZONTAL J-CHANNEL WIRE MANAGEMENT RACEWAY</b></p> 	<p>W-1</p>	<p><b>Horizontal J-channel Wire Management Raceway</b> 4 foot section for field installation</p> <p>The "J" shape black thermoplastic wire raceway may be added to specified worksurface tops to provide concealed channeling of wires to and from worksurface grommets. For use in open kneespace areas, raceway is attachable to top of back panel with pan head screws. Interior dimensions are 1" x 1 1/2" providing ample storage for multiple wires and excess cable. Front of raceway flexes out for easy cord insertion.</p>	<p>\$75 per 4 foot section</p>	<p>Note Units with wire channel standard.</p>
<p><b>VERTEBRA - ROUND</b></p> 	<p>W-16</p>	<p><b>Vertebra - Round</b></p> <p>Weighted Base, Table attachment plate 39-1/2" Length Black</p>	<p>\$95</p>	
<p><b>VERTICAL WIRE MANAGEMENT RACEWAY FOR ROUND TABLE LEGS</b></p> 	<p>W13</p>	<p><b>Vertical Wire Management Raceway for round table legs</b></p> <p>25" length curved raceway conforms to metal or wood legs for wire management. Conforms to round legs from 3" to 30" in diameter. Black plastic raceway with vertical grooves, has high strength adhesive for attachment.</p>	<p>\$35 per piece</p>	




**CONSOLE TASK BACK - SLAT WALL ACCESSORIES**

DESCRIPTION / ILLUSTRATION	OPTIONS CODE	SPECIFICATIONS	LIST UPCHARGE	MUST SPECIFY
<p><b>SLAT WALL PANEL</b></p>  <p>Half Slat Wall Right Side</p>  <p>Half Slat Wall Left Side</p> <p>Specify Silver Or Black Color</p>	<p><b>SW42OP</b></p>	<ul style="list-style-type: none"> <li>• Available in silver or black</li> <li>• Can be combined w/ fabric tack panel or white dry marker board</li> <li>• For use on 42"/43" height consoles</li> </ul> <p>Specify Full Width In Inches _____" x</p> <p>See Standard Fabric Tack Panels &amp; Dry Marker Panels In Product Sections.</p>	<p>\$5 per 1"W</p>	<p>Specify Black Or Silver</p> <p>Specify Left Or Right Position</p>
<p><b>SLAT WALL PAPER TRAY</b></p> 	<p><b>SWA2</b></p>	<p><b>Slat Wall Paper Tray</b></p> <p>Specify Black Or Matte Silver</p>	<p><b>\$35</b></p>	
<p><b>SLAT WALL TELEPHONE HOLDER</b></p> 	<p><b>SWA3</b></p>	<p><b>Slat Wall Telephone Holder</b></p> <p>Specify Black Or Matte Silver</p>	<p><b>\$35</b></p>	
<p><b>SLAT WALL PENCIL HOLDER</b></p> 	<p><b>SWA4</b></p>	<p><b>Slat Wall Pencil Holder</b></p> <p>Specify Black Or Matte Silver</p>	<p><b>\$25</b></p>	
<p><b>SLAT WALL CD HOLDER</b></p> 	<p><b>SWA5</b></p>	<p><b>Slat Wall CD Holder</b></p> <p>Specify Black Or Matte Silver</p>	<p><b>\$25</b></p>	
<p><b>SLAT WALL FOLDER TRAY</b></p> 	<p><b>SWA7</b></p>	<p><b>Slat Wall Folder Tray</b></p> <p>Specify Black Or Matte Silver</p>	<p><b>\$45</b></p>	
<p><b>SLAT WALL ACCESSORY TRAY</b></p> 	<p><b>SWA9</b></p>	<p><b>Slat Wall Accessory Tray</b></p> <p>Specify Black Or Matte Silver</p>	<p><b>\$45</b></p>	

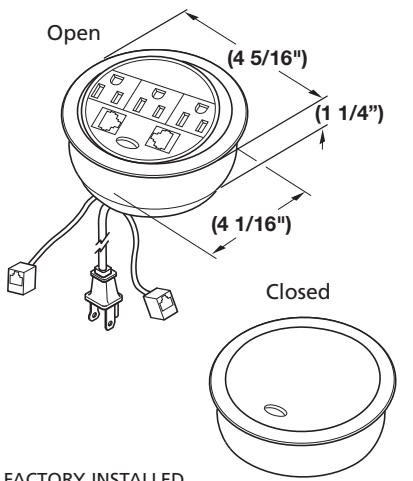
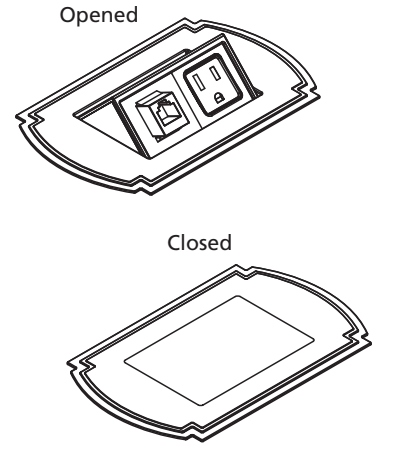
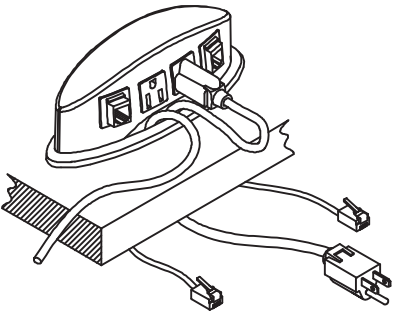
OVERHEAD / WALL HUNG ACCESSORIES

DESCRIPTION / ILLUSTRATION	OPTIONS CODE	SPECIFICATIONS	LIST UPCHARGE	MUST SPECIFY
<p><b>RECESSED ALUMINUM TOOL CHANNEL</b></p> <p>Overheads</p>  <p>Wall Hung Veneer Panel</p> 	<p><b>ATB02</b></p> <p><b>FTOC15</b></p> <p><b>FTOC16</b></p> <p><b>FTOC17</b></p> <p><b>FTOC18</b></p> <p><b>FTOC19</b></p>	<ul style="list-style-type: none"> <li>Anodized aluminum finish</li> <li>Fully recessed</li> <li>Finish matches anodized aluminum accessories</li> <li>Can be specified with fabric tack surface mounted above channel</li> </ul>  <p>9" Tool Channel Installed 9" Above Worksurface</p> <p>Specify Full Width In Inches _____" x \$5 per 1"W</p> <p><b>TACKBOARD 15"H (Specify full width in inches)</b></p> <p>Office Park Tackboard Fabric _____" x \$3 per inch</p> <p>Design-Build Tackboard Fabric _____" x \$4 per inch</p> <p>DARRAN Seating Fabric Grade 1-3 _____" x \$5 per inch</p> <p>DARRAN Seating Fabric Grade 4-6 _____" x \$6 per inch</p> <p>DARRAN Seating Fabric Grade 7-10 _____" x \$7 per inch</p> <ul style="list-style-type: none"> <li>Half panel must indicate location left or right when full width tool channel is specified.</li> <li>For combination with dry marker board, specify each separately with left/right location.</li> </ul>		<p>Left Or Right Locations</p>
<p><b>PAPER TRAY</b></p> 	<p><b>ATB10</b></p>	<p><b>Solid Aluminum - Anodized Finish</b></p> <p>Width: 326mm Depth: 224mm Height: 44mm</p>	<p><b>\$60</b></p>	
<p><b>SHELF</b></p> 	<p><b>ATB12</b></p>	<p><b>Solid Aluminum - Anodized Finish</b></p> <p>Width: 450mm Depth: 222mm Height: 43mm</p>	<p><b>\$60</b></p>	
<p><b>BINDER HOLDER</b></p> 	<p><b>ATB14</b></p>	<p><b>Solid Aluminum - Anodized Finish</b></p> <p>Width: 270mm Depth: 252mm Height: 201mm</p>	<p><b>\$195</b></p>	
<p><b>COPY HOLDER</b></p> 	<p><b>ATB16</b></p>	<p><b>Solid Aluminum - Anodized Finish</b></p> <p>Width: 226mm Height: 312mm</p>	<p><b>\$60</b></p>	
<p><b>CD HOLDER</b></p> 	<p><b>ATB18</b></p>	<p><b>Solid Aluminum - Anodized Finish</b></p> <p>Width: 190mm Depth: 155mm Height: 109mm</p>	<p><b>\$60</b></p>	
<p><b>PEN / HEADPHONE HOLDER</b></p> 	<p><b>ATB20</b></p>	<p><b>Solid Aluminum - Anodized Finish</b></p> <p>Width: 85mm Depth: 62mm Height: 97mm</p>	<p><b>\$60</b></p>	

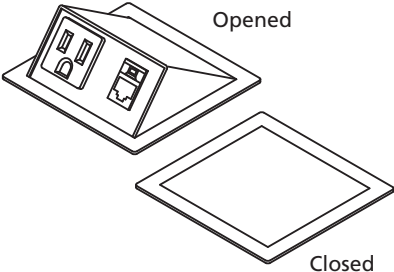
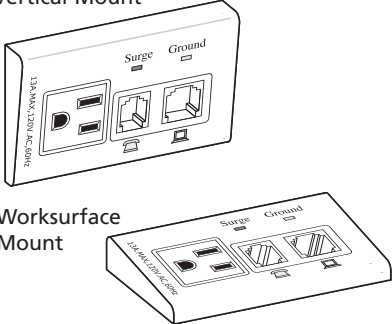
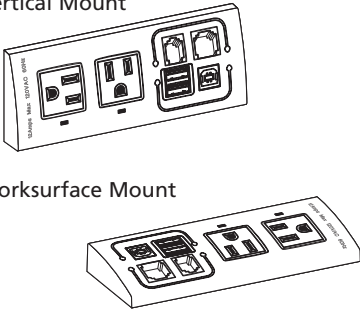
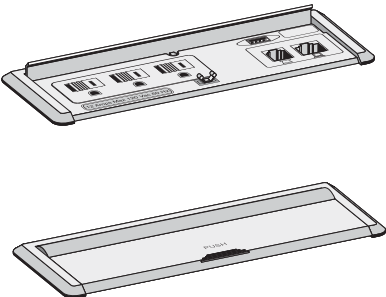
**POWER / DATA OPTIONS**

DESCRIPTION / ILLUSTRATION	OPTIONS CODE	SPECIFICATIONS	LIST UPCHARGE	MUST SELECT
<p><b>POP-UP POWER STATION</b></p>  <p>FACTORY INSTALLED SPECIFY LOCATION</p>	<p><b>PD280</b></p>	<p><b>Pop-Up Power Station</b></p> <ul style="list-style-type: none"> <li>• (3) AC 125V - 12A Outlets</li> <li>• 3" Dia. hole required</li> <li>• Requires 12" space below mounting surface</li> <li>• 6' 14amg power cord</li> <li>• Black finish</li> </ul>	<p><b>\$150</b></p>	<p>Factory Installed</p>
<p><b>"i" DOCKING STATION</b></p>  <p>FACTORY INSTALLED SPECIFY LOCATION</p>	<p><b>PD300</b></p>	<p><b>"i" Docking Station</b></p> <p>Universal dock for ipod / iphone w/ video out / audio out and dual charging options.</p> <ul style="list-style-type: none"> <li>• Apple certified</li> <li>• Synchronized with PC / MAC</li> <li>• iPod / iPhone audio/video output for amplifier / monitor</li> <li>• Charges while docked</li> <li>• Pop-Up lid</li> <li>• 100 - 240V AC/DC adapter</li> <li>• 8' audio / video cable</li> <li>• 8' USB cable</li> <li>• Black finish</li> <li>• 3-1/2" Diameter</li> </ul>	<p><b>\$195</b></p>	<p>Factory Installed</p>
<p><b>MULTI-DOCKING STATION</b></p>  <p>FACTORY INSTALLED SPECIFY LOCATION</p>	<p><b>PD310</b></p>	<p><b>Multi-Docking Station</b></p> <p>Central location dock to plug and download files directly to your computer from iphones, MP3 players and digital cameras.</p> <ul style="list-style-type: none"> <li>• (3) USB 2.0 Ports - Type A</li> <li>• (2) Card reader for SD / SDHC / MMC, MS Pro / Duo slots</li> <li>• (2) External jacks 3.5mm headphone &amp; microphone</li> <li>• 100 - 240V AC/DC 2A adapter</li> <li>• 6' Digital cable</li> <li>• 3-1/2" Diameter</li> <li>• Black finish</li> </ul>	<p><b>\$195</b></p>	<p>Factory Installed</p>

**POWER / DATA OPTIONS**

DESCRIPTION / ILLUSTRATION	OPTIONS CODE	SPECIFICATIONS	LIST UPCHARGE	MUST SELECT
<p><b>ROUND / FLIP-UP - POWER / DATA CENTER</b></p>  <p>Open</p> <p>(4 5/16")</p> <p>(1 1/4")</p> <p>(4 1/16")</p> <p>Closed</p> <p>FACTORY INSTALLED SPECIFY LOCATION</p>	<p>PDFUR</p>	<p><b>Round / Flip-Up - Power / Data Center</b></p> <p>SIZE: 4-5/16" Dia. x 1-1/4"H</p> <ul style="list-style-type: none"> <li>• (3) Grounded outlets (12A / 125V)</li> <li>• (2) Universal data modules accommodates RJ-11 or RJ-45</li> <li>• 10 Foot power cord</li> <li>• UL Listed</li> <li>• Black plastic casing operates smoothly and locks into position</li> </ul>	<p><b>\$395</b></p>	<p>Specify Connector</p> <p>Specify Location</p>
<p><b>FLIP-UP TRADITIONAL PORT</b></p>  <p>Opened</p> <p>Closed</p> <p>RECOMMENDED FOR CAPITOL PARK &amp; RICHMOND PARK</p>	<p>PDFUT</p>	<p><b>Flip-Up Traditional Port</b></p> <p>SIZE: 6.75"L x 4.25"W x 1.25"H</p> <ul style="list-style-type: none"> <li>• Fluid one touch accessibility</li> <li>• (1) Data/Comm Connector w/ 6' Cord</li> <li>• Choice of RJ-11 or RJ-45 (Factory Installed)</li> <li>• UL Listed</li> </ul> <p>Available In: Antique Brass, Satin Nickel or Midnight Black Finishes</p> <p>MUST SPECIFY FINISH</p>	<p><b>\$695</b></p>	<p>Finish</p> <p>Specify Location</p>
<p><b>ELLIPTICAL MULTI-PORT SURFACE MOUNT</b></p>  <p>NOTE: Elliptical multi port is fixed and does not retract.</p> <p>FACTORY INSTALLED SPECIFY LOCATION</p>	<p>PDEP</p> <p>RJ11C</p> <p>RJ45C</p>	<p><b>Elliptical Multi-Port Surface Mount Silver Soft Touch Finish</b></p> <p>SIZE: 7-58"L x 2-1/4"W x 2-3/4"H</p> <p>(2) 15 Amp receptacles with 10' cord (2) Voice/Data Ports - Open for customer supplied connectors</p> <p>Available Factory Installed Voice/data connectors only. Select (2)</p> <p><b>RJ-11 Connector (Factory Installed)</b></p> <p><b>RJ-45 Connector (Factory Installed)</b></p> <p>Available on: Top Surfaces</p>	<p><b>\$250</b></p> <p><b>\$35 ea</b></p> <p><b>\$35 ea</b></p>	<p>Connector</p> <p>Undertop wire mgmt base / trough or channel</p> <p>Location</p>

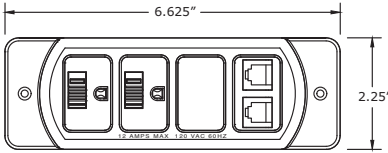
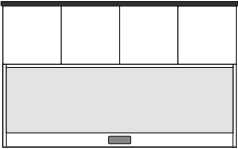
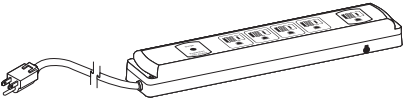
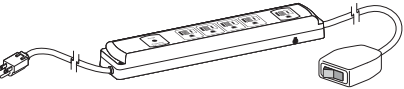
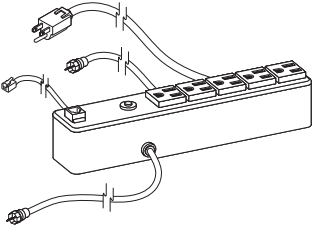
**POWER / DATA OPTIONS**

DESCRIPTION / ILLUSTRATION	OPTIONS CODE	SPECIFICATIONS	LIST UPCHARGE	MUST SELECT
<p><b>FLIP-UP SINGLE PORT</b> Worksurface Mount Only</p>  <p>Opened</p> <p>Closed</p> <p>Must be open while in use FACTORY INSTALLED SPECIFY LOCATION</p>	<p>PDFUS PDFUB</p>	<p><b>Flip Up Single Port</b></p> <p><b>Anodized Silver Powdercoat Finish</b></p> <p><b>Black Powdercoat Finish</b></p> <p>SIZE: 3.5"L x 3.67"W x 1.3"H (Open)</p> <p>(1) 15 Amp receptacle w/ 6' Cord Hardwire N/A (1) Data/Comm Connector w/ 6' Cord Choice of RJ-11 or RJ-45 (Factory Installed)</p> <p>Available on: Top Surface</p>	<p><b>\$695</b> <b>\$645</b></p>	<p>Finish</p> <p>Undertop wire mgmt base / trough or channel</p> <p>Specify Connector</p> <p>Surface Location</p>
<p><b>FIXED SINGLE PORT</b> Vertical Mount</p>  <p>Worksurface Mount</p> <p>FACTORY INSTALLED SPECIFY LOCATION</p>	<p>PDFL1 FLBM1</p>	<p><b>Fixed Single Port</b></p> <p><b>Vertical Mount</b></p> <p><b>Undersurface Bracket Mount</b></p> <p>SIZE: 3.44"L x 2.13"W x 5/8"H Hardwire N/A (1) 12 Amp receptacle w/ 10' Cord (1) RJ-11 Connector - Installed (1) RJ-45 Connector - Installed Black Finish</p> <p>Available on: Vertical Panels, Top Surface, and Apron Rails or Bracket Mount</p>	<p><b>\$175</b> <b>\$195</b></p>	<p>Location</p>
<p><b>FIXED MULTI-PORT</b> Vertical Mount</p>  <p>Worksurface Mount</p> <p>FACTORY INSTALLED SPECIFY LOCATION</p>	<p>PDFL2 FLBM2</p>	<p><b>Fixed Multi-Port</b></p> <p><b>Vertical Mount</b></p> <p><b>Undersurface Bracket Mount</b></p> <p>SIZE: 5.43"L x 2.13"W x 5/8"H Hardwire N/A (2) 12 Amp receptacle w/ 10' Cord (1) RJ-11 Connector (1) RJ-45 Connector (2) USB Ports Black Finish</p> <p>Available on: Vertical Panels, Top Surface, and Apron Rails or Bracket Mount</p>	<p><b>\$195</b> <b>\$225</b></p>	<p>Surface Location</p>
<p><b>POCKET DOOR- MULTI-PORT WORKSURFACE MOUNT ONLY</b></p>  <p>FACTORY INSTALLED SPECIFY LOCATION</p>	<p>PDPD2</p>	<p><b>Pocket Door Multi-Port</b></p> <p>SIZE: 7-5/8"L x 2-3/4"W x 5/8"H (Open) Hardwire N/A (3) 12 Amp receptacle w/ 10' Cord (1) RJ-11 Connector (1) RJ-45 Connector (2) USB Telecom Ports Black Finish</p> <p>Available on: Top Surfaces Only</p>	<p><b>\$295</b></p>	<p>Undertop wire mgmt base / trough or channel</p> <p>Surface Location</p>

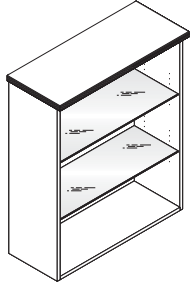
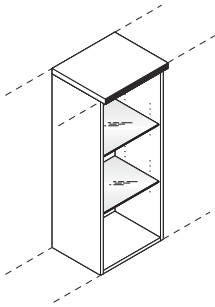
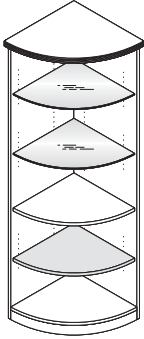
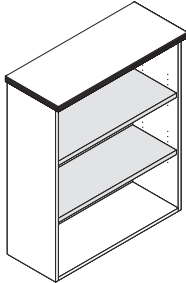




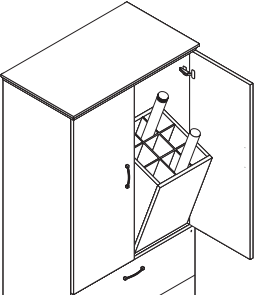


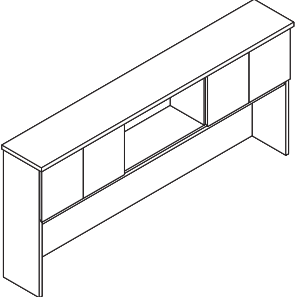
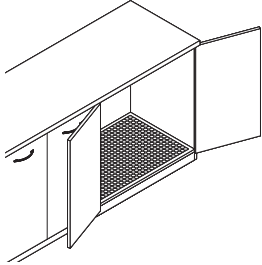
**POWER / DATA OPTIONS**

DESCRIPTION / ILLUSTRATION	OPTIONS CODE	SPECIFICATIONS	LIST UPCHARGE	MUST SELECT
<p><b>OVERHEAD BACK PANEL POWER / DATA / COMMUNICATION CONTROL PANEL</b></p>  <p>Black Finish</p>	<p><b>PD225</b></p>	<p><b>Overhead Control Panel</b></p> <ul style="list-style-type: none"> <li>• (2) Grounded 12 AMP Receptacles</li> <li>• 10' Power Cord (14-3)</li> <li>• Internet / Phone Connections</li> <li>• Recessed Into Back Cutout</li> </ul>  <p>Optional Fabric Tack Surface Mounts Above Control Panel</p>	<p><b>\$195</b></p>	<p>Overhead Back Panels  Wall Hung Veneer Panels  Storage Back Panels</p>
<p><b>POWER SUPPLY CORDSET</b></p>  <p>FACTORY INSTALLED SPECIFY LOCATION</p>	<p><b>PD717</b></p>	<p><b>Power Supply Cordset</b></p> <p>SIZE: 10.75"L x 2.0"W x 1.06"H</p> <ul style="list-style-type: none"> <li>• (5) Outlets w/ 10' cord</li> <li>• Surge suppression (720 Joules)</li> <li>• 15 Amp breaker</li> </ul> <p>Available on: Vertical Panels, Cabinet Interiors, and under tops</p>	<p><b>\$95</b></p>	<p>Location</p>
<p><b>POWER SUPPLY CORDSET WITH REMOTE ON/OFF</b></p>  <p>FACTORY INSTALLED SPECIFY LOCATION</p>	<p><b>PD718</b></p>	<p><b>Power Supply Cordset With Remote</b></p> <p>SIZE: 10.75"L x 2.0"W x 1.125"H</p> <ul style="list-style-type: none"> <li>• (5) Outlets w/ 10' cord</li> <li>• Surge suppression (720 Joules)</li> <li>• 15 Amp breaker</li> <li>• 36" Remote on/off rocker switch</li> </ul> <p>Available on: Vertical Panels, Cabinet Interiors, and under tops</p>	<p><b>\$110</b></p>	<p>Location</p>
<p><b>POWER/COM/VIDEO CORDSET</b></p>  <p>FACTORY INSTALLED SPECIFY LOCATION</p>	<p><b>PD222</b></p>	<p><b>POWER / COMMUNICATIONS/ VIDEO CORDSET</b></p> <p>SIZE: 9.5"L x 1.875"W x 1.8125"H</p> <ul style="list-style-type: none"> <li>• 5 Outlets w/ 10' Cord</li> <li>• RJ-11 Phone connector w/ 14' cord</li> <li>• Coaxial Cable - 7' Cord</li> <li>• 13 Amp Breaker</li> <li>• Surge Suppression (720 Joules)</li> </ul> <p>Available on: Vertical Panels, Cabinet Interiors, and under tops</p>	<p><b>\$125</b></p>	<p>Location</p>

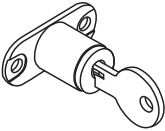
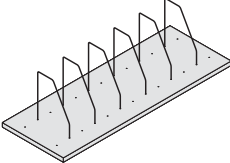

**TASKING / DISPLAY OPTIONS**

DESCRIPTION / ILLUSTRATION	OPTIONS CODE	SPECIFICATIONS	LIST UPCHARGE	COLLECTIONS AVAILABLE
<p><b>GLASS SHELVES - TEMPERED FULL WIDTH 26" - 35"</b></p> 	<p>GS14F GS21F</p>	<p><b>Glass Shelves - Tempered</b> Glass Shelves Replace Wood Shelf In Open Or Glass Door Cabinet. Also Order Interior Cabinet Lighting.</p> <p><b>Full Width Glass Shelf 26"W - 35"W x 14"D</b> <b>Full Width Glass Shelf 26"W - 35"W x 21"D</b></p>	<p><b>\$85</b> <b>\$95</b></p>	<p>All Design-Build Products</p>
<p><b>TEMPERED GLASS SHELVES FOR HALF CABINET 17-1/2" WIDTHS</b></p> 	<p>GS14H GS21H</p>	<p><b>Half Width Glass Shelf 14-1/2"W - 17-1/2"W x 14"D</b> <b>Half Width Glass Shelf 14-1/2"W - 17-1/2"W x 21"D</b></p> <p><b>*NOTE:</b> Replace only adjustable shelves between cabinet light and fixed lower wood shelf.</p>	<p><b>\$65 ea.</b> <b>\$75 ea.</b></p>	<p>All Design-Build Products</p>
<p><b>CURVED CORNER GLASS SHELVES</b></p> 	<p>GS14CC GS21CC</p>	<p><b>For Cabinets 14" D and Curved Corners 15"D</b> <b>For Cabinets 21"D and Curved Corner 21"D</b></p> <p>Curved shelves feature glass retainer clips to prevent tipping.</p> <p><b>*NOTE:</b> Replace only adjustable shelves between cabinet light and fixed lower wood shelf.</p>	<p><b>\$85 ea.</b> <b>\$95 ea.</b></p>	<p>All Design-Build Products</p>
<p><b>HEAVY DUTY SOLID WOOD BOOKCASE REPLACEMENT SHELVES</b></p> 	<p>S714F S721F S714FX S721FX</p>	<p><b>Heavy Duty Solid Wood Bookcase Replacement Shelves</b></p> <p>1" Solid Lumber Core Shelves Replace Standard 3/4" Plywood Adjustable And Fixed Shelves.</p> <p><b>1" Wood Shelf 14" Deep</b> <b>1" Wood Shelf 21" Deep</b> <b>Extra 14" Deep Shelves (Non-Replacement)</b> <b>Extra 21" Deep Shelves (Non-Replacement)</b></p>	<p><b>\$75 Each</b> <b>\$95 Each</b> <b>\$150 Each</b> <b>\$195 Each</b></p>	<p>All Design-Build Products</p>

MISCELLANEOUS OPTIONS

DESCRIPTION / ILLUSTRATION	OPTIONS CODE	SPECIFICATIONS	LIST UPCHARGE	COLLECTIONS AVAILABLE
<p><b>BLUEPRINT TILT-OUT STORAGE</b></p>  <p>Available Only On 36" W Vertical File Wardrobe Tower</p>	<p>BP1A</p>	<p><b>Blueprint Tilt-Out Storage</b></p> <ul style="list-style-type: none"> <li>• Black laminate cabinet w/ silver grid storage dividers.</li> <li>• Pneumatic tilt action allows smooth control and movement.</li> </ul>	<p>\$295</p>	<p>All Office Park Products Factory Installed</p>
<p><b>SLOW CLOSE DOOR CLOSER</b></p> 	<p>D9SC</p>	<p><b>Slow Close Door Closer</b></p> <ul style="list-style-type: none"> <li>• Snap onto standard door hinge</li> <li>• Requires (1) per door</li> <li>• Max door height 43"</li> <li>• Factory installed where specified</li> <li>• Individually shipped for field installation</li> </ul> 	<p>\$15 Per Door</p>	<p>Specify Each Item To Have Slow Close Feature</p>
<p><b>DELETE DOORS</b></p> 	<p>D6</p>	<p><b>Delete Doors</b></p> <p>Standard Door overheads and cabinets can have door deleted for open access. Modification of hinge rails and structural components are made face ready.</p>	<p>N/C</p>	<p>All Office Park Products</p>
<p><b>REFRIGERATOR CABINET MODIFICATION</b></p> 	<p>REF01</p>	<p><b>Modify Storage Cabinets On 24" Deep Units For Refrigerator Install</b></p> <p>Features:</p> <ul style="list-style-type: none"> <li>•Open back</li> <li>•Moisture sponge mat</li> <li>•Containment Ledge</li> </ul> <p>Available on: Storage Credenza</p> <p>Contact customer service for maximum refrigerator size.</p>	<p>\$195</p>	<p>All Office Park Products</p>

MISCELLANEOUS OPTIONS

DESCRIPTION / ILLUSTRATION	OPTIONS CODE	SPECIFICATIONS	LIST UPCHARGE	COLLECTIONS AVAILABLE
<p><b>DOOR LOCKS / WOOD DOORS</b></p> 	<p><b>D2</b></p>	<p><b>Door Locks - 1 Door w/ Lock, Other Door w/ Catch Latch</b></p> <p>Available On Wood Panel &amp; Wood Frame Doors Only. Contact Customer Service regarding limited lock locations and keying.</p>	<p><b>\$95</b></p>	<p>All Design-Build Products</p>
<p><b>EXTRA WIRE DIVIDERS</b></p> 	<p><b>S13</b></p>	<p><b>Extra Wire Dividers - Set Of Six</b></p> <p>Silver Finish</p>	<p><b>\$95</b></p>	<p>All Design-Build Products</p>
<p><b>FURNITURE POLISH</b></p> 	<p><b>POL1</b> <b>POS2</b></p>	<p><b>Furniture Polish</b></p> <p><b>8 Ounce Polish</b> <b>16 Ounce Polish</b></p> <p>For Larger Quantities Contact Factory. Polish is non-silicone / non-oil polish safe for most lacquer and varnish coatings. Helps prevent light surface scratches commonly found with normal use. <b>Polish shipped via UPS</b></p>	<p><b>\$10 NET</b> <b>\$18 NET</b></p>	<p>All Design-Build Products</p>