



PREMIER®

Contracted Supplier

Open plan price list

# Chameleon price list



## Chameleon table of contents

Features & Advantages .....	1
Finishes   Specifications .....	2
Edges   Pulls .....	7
Configured Storage .....	9
Ganging.....	11
Stacking.....	13
Power Guide.....	14
Grommets   Wire management .....	15
Power Options.....	16
Chameleon Grain Direction.....	19
Drawer Dimensions   Filing Reference.....	20
Table Desk .....	21
Height Adjustable Table Desk .....	23
Conference Table .....	24
Ganging Credenzas .....	26
Freestanding Credenzas .....	30
Sit-On Storage .....	40
Mobile Pedestals.....	43
Wall hung .....	44
Freestanding Screens .....	47
Towers.....	51
Bookcases.....	56
Privacy Screens.....	58
Power & data options.....	68

# Chameleon statement of line



PAGE 21  
Table desks with Solid Wood Legs



PAGE 22  
Table desks with Solid Wood Legs



PAGE 23  
Height Adjustable Table Desk



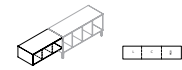
PAGE 24  
Conference Table



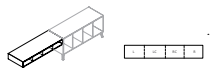
PAGE 25  
Swivel Conference Table



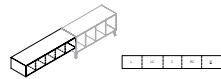
PAGE 26  
30" Ganging Credenza



PAGE 27  
45" Ganging Credenza



PAGE 28  
60" Ganging Credenza



PAGE 29  
75" Ganging Credenza



PAGE 30  
30" Wide Freestanding Credenza



PAGE 31  
30" Wide Freestanding Credenza



PAGE 32  
30" Wide Freestanding Credenza



PAGE 33  
45" Wide Freestanding Credenza



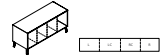
PAGE 34  
45" Wide Freestanding Credenza



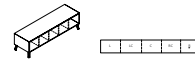
PAGE 35  
60" Wide Freestanding Credenza



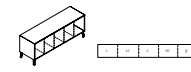
PAGE 36  
60" Wide Freestanding Credenza



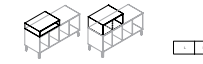
PAGE 37  
60" Wide Freestanding Credenza



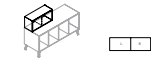
PAGE 38  
75" Wide Freestanding Credenza



PAGE 39  
75" Wide Freestanding Credenza



PAGE 40  
30" Sit-On Storage



PAGE 41  
30" Sit-On Storage



PAGE 42  
45" Sit-On Storage



PAGE 43  
Mobile Pedestals



PAGE 44  
30" Single Height Wall Hung  
Overheads



PAGE 45  
45" Single Height Wall Hung  
Overheads



PAGE 46  
60" Single Height Wall Hung  
Overheads



PAGE 47  
Freestanding Screen - 40"W x 56"H



PAGE 48  
Freestanding Screen - 54"W x 56"H



PAGE 49  
Freestanding Screen - 40"W x 66"H



PAGE 50  
Freestanding Screen - 54"W x 66"H



PAGE 51  
Vertical Half Tower



PAGE 52  
Vertical Half Tower



PAGE 53  
Vertical Full Tower

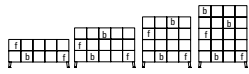


PAGE 54  
Vertical Full Tower

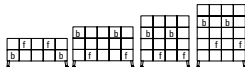


PAGE 55  
Vertical Full Tower

# Chameleon statement of line



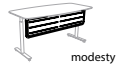
PAGE 56  
Open Plan Bookcase



PAGE 57  
Open Plan Bookcase



PAGE 58  
Interpersonal Screen



PAGE 59  
Privacy Screen



PAGE 60  
Privacy Screen

## Chameleon features & advantages

### Veneer and HPL tops

Veneer tops and high-pressure laminate tops feature a 45-pound density substrate with balanced 3-ply construction. Tops are 1" thick with soft rectangle shape. DARRAN only uses Quartered Ash, Oak and Walnut Veneers. Tops feature a sealed and polished MDF edge standard, or 2mm Veneer edge, or 1mm PVC band to match HPL top, or 3mm PVC black or white band. Tops are finished in 5-sheen matte finish.

### Forbo Tops

Forbo is a durable, sustainable surface linoleum manufactured from natural bio-based raw materials that contributes to a healthy indoor environment inspired by nature. Solid color Forbo is available on table tops in a selection of hues.

### Cleaning wood & laminate

In addition to regular dusting, give your furniture an occasional cleaning in accordance with our cleaning instructions. DARRAN wood and laminate products can be cleaned with a soft cloth and a mild soap and water mixture. Use approximately 32 oz of water mixed with one tablespoon of dish soap, always wiping with the grain. Dry with a soft cloth, going with the grain, to avoid spotting or streaking.

Wood products should be waxed periodically using a non-wax liquid; please do not use any waxy polish or cleaner. Interior of drawers may also be cleaned with mild soap and water mixture, or any household cleaner that is not petroleum or thinner-based.

### Cases

Mitered corner and dowel construction means cases are not re-configurable.

### Drawer fronts

Drawer fronts are vertically matched in balanced sets

### Adjustable glides

Glides provide 5/8" of vertical leveling adjustment. Glide bottom is durable plastic.

### Suspensions

All casegoods utilize cold rolled steel zinc plated high-grade drawer suspensions. All suspensions are warranted for the lifetime of the product. Box and File drawers are full extension, featuring steel ball bearings for a smoother quieter range of motion with soft close operation and are rated 100lbs. Lateral file drawers are a progressive action full extension suspension with the soft close operation and is rated at 150lbs.

### Filing park

Chameleon features a highly durable black plastic extrusion that is securely fastened into a route on top of the drawer to support hanging files. An adjustable crossbar is

provided for all file drawers that enables legal/letter filing front to back or side-to-side based on the drawer size.

### Locks

Locks are optional on pedestals and doors. Each drawer pedestal is independently locked. Lock plugs are factory or field installed.

### Keying

Keying is available either factory or field installed. Factory installed keying offers two options: random or designated. When the random keying option is selected an arbitrary key number will be assigned to the unit. When the designated keying option is selected a key number must be specified between 101 and 110. Higher numbers may be specified if noted on the purchase order and may be factory or field installed. Black and silver face lock have silver keys.

### Wire management

Wire management capabilities include standard and optional worksurface grommets. Specify W21 under surface wire channels for organization and management of all communication wires and cords. Sold separately to conceal wire under worksurfaces.

### Grommets

Metal grommets are provided to match the drawer pull selection. Grommet is available in black, silver or white. Must specify standard or non-standard location. Black plastic grommets are available as an option for vertical applications.

### Powerports

A large selection of power options are available to handle power, data, docking stations and communication. See options section for selection.

### LED tasklights

LED task lighting provides high efficiency, low energy lighting with a long life. Recessed light is encased in silver aluminum channel with milk lense and rounded end caps. Lights are factory installed. Product specifications listed below:

- Diffuser creates a softer light and eliminates hot spots
- Touch dimmer switch
- Can be "daisy chained" up to 90W
- 4.6 watts per foot
- 120 LEDs per meter
- Certification: UL Listed
- 50,000 hour life span.

Color Temp is 4000K

# Chameleon finishes | specifications

## STANDARD VENEER

- Finishes on Red Oak
- PO01 Olive
- PO02 Aquavert
- PO03 Mushroom
- PO04 Burgundy
- PO05 Ash
- PO06 Powder
- PO07 Pebble
- PO08 Vapour
- PO09 Verde



visible wood grain

### Paint Finishes on MDF

- PM01 Olive
- PM02 Aquavert
- PM03 Mushroom
- PM04 Burgundy
- PM05 Ash
- PM06 Powder
- PM07 Pebble
- PM08 Vapour
- PM10 Verde
- WWP Designer White



printed full coverage

## PREMIUM VENEER

- WLA Lofty Ash
- WOW Clear Walnut
- WNO Natural Oak
- WSO Salted Oak

## HIGH PRESSURE LAMINATE

- GWL Designer White
- LP01 Surfin USA
- LP02 Royal Blue Suede
- LF01 New Burgundy
- LF02 Just Rose
- LF03 Folkstone
- LN01 Cafe Sienna
- LA01 Bleu Spazio (20% upcharge)
- LA02 Verde Chairò (20% upcharge)
- LW01 Neo Walnut
- LW02 Fawn Cypress
- LW04 Phantom Pearl
- LW05 Phantom Ecru
- LW06 Phantom Cocoa
- LW07 Stickley Oak

## FORBO

- FR01 Salsa
- FR02 Midnight Blue
- FR03 Nero
- FR04 Olive
- FR05 Aquavert
- FR06 Mushroom
- FR07 Burgundy
- FR08 Ash
- FR09 Powder
- FR10 Pebble
- FR11 Vapour

\*Forbo is only available on table tops

\*Send 3x3 or larger finish chip for color match. Custom finish upcharge is 3% or \$250 Net (whichever is greater).

## Finish

ENVI-CT Green Certified European Technology Coatings Finish.

# Chameleon finishes | materials

## Felts

Performance felt is a unique blend of non-dyed wool and man made fibers. This felt can fulfill the most critical design requirements and is a sustainable LEED contributing product. Color variation will occur due to natural fibers.

Felts are available on Screen Inserts, mobile Seat Pads and Bookcase Inserts.



FL07  
Vanilla



FL06  
Burnt Orange



FL08  
Mango



FL12  
Burgundy



FL10  
Meadow Green



FL05  
Sky Blue



FL11  
Light Blue



FL09  
Teal



FL01  
Sand



FL04  
Pebble Grey



FL03  
Light Grey



FL02  
Charcoal



Screen inserts can be felt or veneer



Bookcase inserts



# Chameleon finishes | materials

## Acoustic material

Felt-like acoustic material is fabricated from compressed recycled plastic bottles, and gives warmth to contemporary design.

Acoustic material is available on privacy and modesty panels.

### STANDARD



Charcoal gray  
17



Heather gray  
3

### PREMIUM



Midnight blue  
21



Olive  
35



Burgundy  
29



Spring green  
39



Orange blast  
31



Amber  
18



Ash  
2



Powder  
37



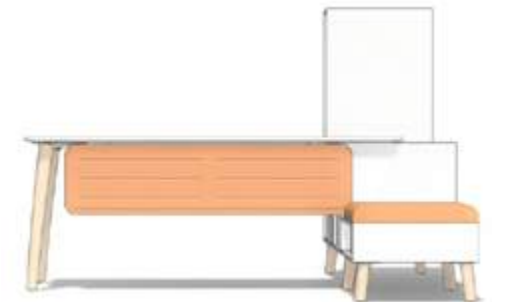
Royal blue  
16



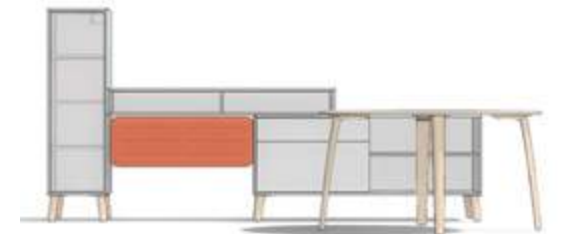
Slate  
34



Privacy panel



Modesty panel



Modesty panel

## Chameleon finishes | materials

### Forbo Tops

Forbo is a durable, sustainable surface linoleum manufactured from natural bio-based raw materials that contributes to a healthy indoor environment inspired by nature. Solid color Forbo is available on table tops in a selection of hues.




## Chameleon metal finishes | specifications

Chameleon metal finishes give the appearance of minimalistic designs that are adaptable in all changing work environments. Metal finishes available on table desk legs, modesty panels and privacy panels.

Metal is standard in MFW White. Premium Metal Finish: Priced per unit on product page.

### STANDARD



MFW  
White  
(Standard)

### PREMIUM



MFGB  
Graphite Gray  
(Premium)




MFS  
Silver  
(Premium)



MFMB  
Matte Black  
(Premium)



MFNA  
Navy  
(Premium)



MFOL  
Olive  
(Premium)



MFGB  
Grey Beige  
(Premium)



MFSA  
Surfin Aquavert  
(Premium)



MFOS  
Oyster  
(Premium)







MFPS  
Pistachio  
(Premium)



MFSS  
Salmon Sienna  
(Premium)

# Chameleon edges | pulls

## STANDARD PROFILE

			
Cliff-1	Cliff-2	Cliff-3	Cliff-4
Sealed	Black	White	Veneer/
MDF	2mm	2mm	Laminate
Edge	PVC	PVC	Band
	Band	Band	

## PREMIUM PROFILE



Only available on veneer and Forbo tops.

Chameleon features a polished MDF edge standard. 2mm Veneer or 3mm PVC banding is available. Veneer edge is not available with Forbo top. Contact customer service for pricing

## PULLS

Push to Open Standard: Optional Hardware Below



PL - 406 Gloss White  
PL - 407 Matte Chrome



PL - 506 Gloss White  
PL - 507 Matte Chrome

## Chameleon configured storage

Specify each section of configured storage from left, left center, center, right center and right, each section must be specified. Please note: 15" storage units take up one section and 30" storage units take up two sections.



## Chameleon configured storage options

### 15" storage options



P1BF2115: 15" Width Box/File Drawer - \$350



SLD2115: 15" Width Sliding Door - \$290



P1HD2115: 15" Width Hinged Door - \$250



OPS2115: 15" Width Open Storage - \$125

### 30" storage options



P1BL2130: 30" Width Box/Lateral File Drawer - \$425



OPLF2130: 30" Width Open Upper/Lateral Lower File - \$400



OPDD2130: 30" Width Open Upper/Drop Door Lower - \$650



P1DD2130: 30" Width Drop Door - \$600



SLD2130: 30" Width Sliding Door - \$350



OPS2130: 30" Width Open Storage - \$125

### Optional Shelf



P1S2115: 15" Width Adjustable Shelf - \$95



P1S2130: 30" Width Adjustable Shelf - \$125

### Accent Finish

Configured storage matches the case finish. To bring in color specify an accent finish per configured storage section.

- AFO: Accent finish option per case - \$200

## Chameleon configured storage finish options

To specify finish, insert finish code before storage option. Please note, each storage section must include an AFO: Accent Finish Option.



All Chameleon finishes are available for configured storage options, vertical towers and wall hung doors except Forbo material. Please specify finish with AFO: Accent Font option with storage option.

# Chameleon ganging



## Vertical grommet sleeve TM60 - \$50

The aesthetic of Chameleon is found in its diverse layout options for ganging and stacking. Credenzas gang with an optional Vertical Grommet Sleeve TM60 - \$50. Grommets are field installed, a template will be provided when a TM60 is specified. The template details the location of 3 grommets for the installer.

Location 1



Location 2  
or  
Location 1



Location 3  
or  
Location 2  
or  
Location 1






## Chameleon ganging

To gang credenzas, bore pilot holes to connect units together. Bore four 5/16" holes with provided template. Squeeze clamp both units together to align. Bore four additional 5/16" holes in the connecting credenza end panel. Use connector bolts and sleeve to connect.

Backs are fixed, image below is for illustration purposes to show how units gang and wire management.

**Ganging**  
Front View



**Ganging**  
Back View



## Infeed

Concealed 4" wire channel and fixed back  
Bottom panel exit for floor plug



## Infeed

Back panel exit for wall plug



## Chameleon stacking

Chameleon stacking units can have up to one unit stacked on another. Chameleon units can not be stacked more than two units high with a max height of 42".

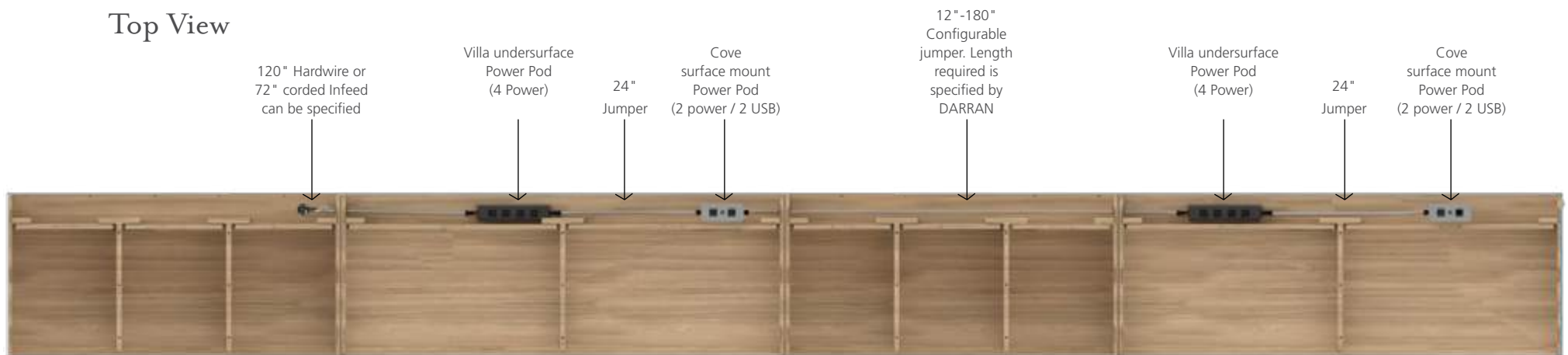


## Chameleon power guide

All chameleon cases are constructed with a concealed 4" wire channel and a fixed back panel. Power runs through concealed 4" wire channel, and exits the case at the bottom to a floor or wall power source.



### Top View

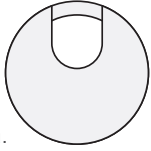


## Chameleon Grommets | Wire management

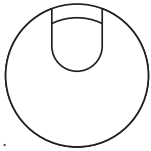
TM30  
Black  
1-5/8" Dia.



TM31  
Silver  
1-5/8" Dia.



TM34  
White  
1-5/8" Dia.



### Optional Grommets

Factory Installed

Grommets (Standard Location)

Specify Color and Left/Right/Center - \$50 ea.

- Black: TM30-R (Right), TM30-L (Left), TM30-C (Center)

- Silver: TM31-R (Right), TM31-L (Left), TM31-C (Center)

- White: TM34-R (Right), TM34-L (Left), TM34-C (Center)

Grommets (Non-Standard Location)


Provide drawing w/ Grommet Location and Specify Color - \$95 ea.

- Black: TM30-NS

- Silver: TM31-NS

- White: TM33-NS

TM60  
Black  
1-5/8" Dia..



### Grommets (Vertical Surface)

Field Installed - \$50 ea.

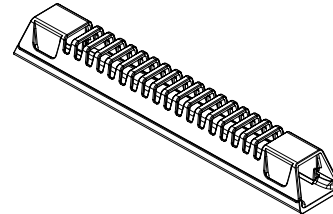
- Black Plastic Vertical Surface: TM60

## Conference Wire Management

Power and data cables can be discretely housed and managed.

10"W x 1.5"D x 1.25"H

W21: Grey Wire Manager (10.5") - \$35



## Coil Wire management

W18 - Coil (Black) - \$160

\*Field Installed

- Weighted base, table top attachment plate

- 39-1/2" Length



## Vertebrae Wire management

W22 - Vertebrae (Clear) - \$135

W23 - Vertebrae (Gray) - \$140

\*Field Installed




## Chameleon power options

Configure Chameleon power based on project specification. The Daisy Chain starter power unit is required first, then specify the number of Daisy Chain Linking Units needed. For Hardwire Systems the max number of Linking Units to be daisy chained off of a Starter Power Unit is 11. For Corded Systems the max number of Linking Units to be daisy chained off of a Starter Power Unit is 2.

### Chameleon Daisy Chain Starter Power Unit



CHM-DCH HARDWIRED  \$975  
 Includes (1) cove pod with top 2 power and 2 USB ports, (1) 24" Jumper (1) Villa under mount pod with 4 power with 120" Hardwire Infeed

+

### Chameleon Daisy Chain Linking Unit



CHM-DCL \$950  
 Includes (1) 24" Jumper, (1) Villa under mount pod with 4 power, (1) 24" Jumper, (1) Cove pod with top 2 power and 2 USB ports

# Chameleon power options

Style Number                      List Price


## Chameleon Daisy Chain Starter Power Unit

CHM-DCH HARDWIRED  \$975

Includes (1) cove pod with top 2 power and 2 USB ports, (1) 24" Jumper (1) Villa under mount pod with 4 power with 120" Hardwire Infeed


CHM-DCP PLUG  \$975

Includes (1) cove pod with top 2 power and 2 USB ports, (1) 24" Jumper (1) Villa under mount pod with 4 power with 72" Plug Infeed



# Chameleon power options

Style Number	List Price
LINKING UNIT	
CHM-DCL	\$950
Includes (1) 24" Jumper, (1) Villa under mount pod with 4 power, (1) 24" Jumper, (1) Cove pod with top 2 power and 2 USB ports	



## Villa Power unit with daisylink

### Specifications

- › Size: 10.58" L x 2.1" W x 2.06" D
- › (4) 15A, 120V AC Power Receptacles
- › Under Surface Mount
- › Daisy Chain - Hardwire Max (10) Units, Plug/Corded Max (5) Units
- › Standard Black Finish
- › UL and ETL Certified

## Cove power unit with daisylink

### Specifications

- › Size: 5.75" L x 2.5" W
- › (2) 15 Amp Receptacles and (2) 2.1 Amp USB charging ports
- › Surface Mount
- › Max Daisy Chain - Hardwire - (9) units; Plug/Corded - (4) units
- › Standard Silver Finish, Available in White or Black Finish upon request
- › ETL Listed


## Chameleon grain direction

### Grain direction


Veneer and laminate chassis parts are vertical grain. Veneer and laminate backs over 75" are horizontal grain.



Desk




Runoff Desk  
Grain Direction on  
Laminate Units Above 75"  
runs end to end



Bridge  
Grain Direction on  
Laminate Units Above 75"  
runs end to end



Credenza



Return  
Grain Direction on  
Laminate Units Above 75"  
runs end to end



## Chameleon drawer dimensions | filing reference


### Interior drawer dimensions

UNIT DEPTH	DRAWER TYPE	OVERALL DIMENSIONS			INTERIOR DRAWER DIMENSIONS			NOTES
		W	D	H	W	D	H	
15-5/8" Letter	22" Box	13-1/8	16-1/16	4	12-1/8	15-1/16	3-7/16	Units less than 72"
	22" File	13-1/8	16-1/16	9-13/16	12-1/8	15-1/16	9-5/16	Units less than 72"
29" Lateral	22" Box	27-3/4	16-1/16	4	26-3/4	15-1/16	3-7/16	Workstation Credenzas less than 82"
	22" File	27-3/4	16-1/16	9-13/16	26-3/4	15-1/16	9-5/16	Workstation Credenzas less than 82"


### Filing reference

#### Filing for 22" depth units

13 1/8" Wide File Drawer - 16 1/16" Deep




Letter Front to Back




Legal Side to Side with File Rail

#### 30" Lateral file drawer


30" : 27-3/4" Wide File Drawer - 16-1/16" Deep



Legal Side to Side



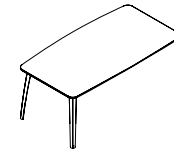
Legal Side to Side Letter Front to Back with File Rail



Letter Front to Back with File Rail

# Chameleon.

Table desks with Solid Wood Legs  
Soft Rectangle Table Top with Solid Wood Legs



[View statement of line](#)

1 Select a model w" x d" x h"	weight	Standard Veneer Top Solid Wood Legs		Premium Veneer Top Solid Wood Legs		High Pressure Laminate Top Solid Wood Legs		Forbo Marmoleum Top Solid Wood Legs	
		72 x 36 x 29		CHM7236DT097W	3527	CHM7236DT097P	3880	CHM7236DT097G	3510
72 x 30 x 29		CHM7230DT097W	3511	CHM7230DT097P	3863	CHM7230DT097G	3494	CHM7230DT097F	4181
66 x 33 x 29		CHM6633DT097W	3516	CHM6633DT097P	3868	CHM6633DT097G	3500	CHM6633DT097F	4186
66 x 30 x 29		CHM6630DT097W	3466	CHM6630DT097P	3813	CHM6630DT097G	3448	CHM6630DT097F	4132
60 x 30 x 29		CHM6030DT097W	3441	CHM6030DT097P	3786	CHM6030DT097G	3412	CHM6030DT097F	4104

2 Select a finish <a href="#">View finish details</a>	Top Finishes		Leg Finishes		Top Finishes	Leg Finishes		Top Finishes	Leg Finishes		Top Finishes	Leg Finishes			
	WVP	PO01	WOW	PO06		WOW	PO06		WNO	PO07		GWL	LW01	WOW	PO06
PM01	PO02	WNO	PO07	WNO	PO07	WSO	PO08	LP01	LW02	WNO	PO07	FR02	FR11	WNO	PO07
PM02	PO03	WSO	PO08	WSO	PO08	WLA	PO09	LP02	LW04	WSO	PO08	FR03		WSO	PO08
PM03	PO04	WLA	PO09	WLA	PO09			LF01	LW05	WLA	PO09	FR04		WLA	PO09
PM04	PO05							LF02	LW06			FR05			
PM05	PO06							LF03	LW07			FR06			
PM06	PO07							LN01				FR07			
PM07	PO08							LA01				FR08			
PM08	PO09							LA02				FR09			
PM10															

3 Select an edge <a href="#">View edge details</a>	Cliff				Cliff				Cliff				Plateau	
	Cliff-1	Cliff-2	Cliff-3	Cliff-4	Cliff-1	Cliff-2	Cliff-3	Cliff-4	Cliff-1	Cliff-2	Cliff-3	Cliff-4	Cliff-1	Plateau
Sealed	Black	White	Veneer/	Sealed	Black	White	Veneer/	Sealed	Black	White	Veneer/	Sealed	+\$600	
MDF	2mm	2mm	Laminate	MDF	2mm	2mm	Laminate	MDF	2mm	2mm	Laminate	MDF	Sealed	
Edge	PVC	PVC	Band	Edge	PVC	PVC	Band	Edge	PVC	PVC	Band	Edge	MDF	
	Band	Band			Band	Band			Band	Band			Edge	
Plateau				Plateau				Plateau						
+\$600				+\$600				+\$600						
Sealed				Sealed				Sealed						
MDF Edge				MDF Edge				MDF Edge						

4 Select hardware <a href="#">View hardware details</a>

## Product features.

- 1" Thick top
- ENVI-CT Finish \*Environmental Coatings Technology
- Solid wood legs
- Ships KD

## Options.

### ACCESSORIES

- K28: Articulating Keyboard w/ Mouse - \$390
- K31: Center drawer - \$205
- K31-SK: Center drawer w/ skirt - \$310

### GROMMETS (STANDARD LOCATION)

- Specify Color and Left/Right - \$50 ea.
- Black: TM30-R (Right), TM30-L (Left)
  - Silver: TM31-R (Right), TM31-L (Left)
  - White: TM34-R (Right), TM34-L (Left)

### GROMMETS (NON-STANDARD LOCATION)

- Provide drawing w/ grommet location and specify color - \$95 ea.
- Black: TM30-NS
  - Silver: TM31-NS
  - White: TM34-NS

### MODESTY

- HMAP14: Acoustic Panel Modesty - \$450

### PRIVACY SCREEN

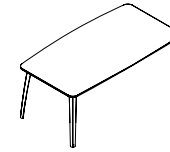
- FAPS14: Acoustic Privacy Screen (Approach Privacy) - \$450
- SAPS14: Acoustic Privacy Screen (Side Privacy) - \$400

### MODIFY LEG

- M-1: Modify one 28" height leg to 7" height leg - no charge
- M-2: Modify two 28" height leg to 7" height leg - no charge
- M-3: Modify one 28" height leg to 14" height leg - no charge
- M-4: Modify two 28" height leg to 14" height leg - no charge

# Chameleon.

Table desks with Solid Wood Legs  
Soft rectangle Runoff with solid wood legs



[View statement of line](#)

1 Select a model w" x d" x h"	weight	Standard Veneer Top Solid Wood Legs		Premium Veneer Top Solid Wood Legs		High Pressure Laminate Top Solid Wood Legs		Forbo Marmoleum Top Solid Wood Legs	
		<p><b>Legs left, right hookup</b></p> <p>72 x 36 x 29 72 x 30 x 29 66 x 33 x 29 66 x 30 x 29 60 x 30 x 29</p> <p><b>Legs right, left hookup</b></p> <p>72 x 36 x 29 72 x 30 x 29 66 x 33 x 29 66 x 30 x 29 60 x 30 x 29</p>		<p>CHM7236DR774W 2893 CHM7230DR774W 2853 CHM6633DR774W 2883 CHM6630DR774W 2828 CHM6030DR774W 2803</p> <p>CHM7236DR775W 2893 CHM7230DR775W 2853 CHM6633DR775W 2883 CHM6630DR775W 2828 CHM6030DR775W 2803</p>	<p>CHM7236DR774P 3183 CHM7230DR774P 3138 CHM6633DR774P 3172 CHM6630DR774P 3111 CHM6030DR774P 3084</p> <p>CHM7236DR775P 3183 CHM7230DR775P 3139 CHM6633DR775P 3172 CHM6630DR775P 3111 CHM6030DR775P 3084</p>	<p>CHM7236DR774G 2878 CHM7230DR774G 2779 CHM6633DR774G 2866 CHM6630DR774G 2768 CHM6030DR774G 2757</p> <p>CHM7236DR775G 2878 CHM7230DR775G 2779 CHM6633DR775G 2866 CHM6630DR775G 2768 CHM6030DR775G 2757</p>	<p>CHM7236DR774F 3509 CHM7230DR774F 3465 CHM6633DR774F 3499 CHM6630DR774F 3438 CHM6030DR774F 3411</p> <p>CHM7236DR775F 3509 CHM7230DR775F 3465 CHM6633DR775F 3499 CHM6630DR775F 3438 CHM6030DR775F 3411</p>		

2 Select a finish <a href="#">View finish details</a>	Top Finishes		Leg Finishes		Top Finishes	Leg Finishes		Top Finishes	Leg Finishes		Top Finishes	Leg Finishes			
		WVP	PO01	WOW		PO06	WNO		WNO	PO07		GWL	LW01	WOW	PO06
	PM01	PO02	WNO	PO07	WSO	WNO	PO07	LP01	LW02	WNO	PO07	FR02	FR11	WNO	PO07
	PM02	PO03	WSO	PO08	WLA	WSO	PO08	LP02	LW04	WSO	PO08	FR03		WSO	PO08
	PM03	PO04	WLA	PO09		WLA	PO09	LF01	LW05	WLA	PO09	FR04		WLA	PO09
	PM04	PO05		PO01			PO01	LF02	LW06		PO01	FR05			PO01
	PM05	PO06		PO02			PO02	LF03	LW07		PO02	FR06			PO02
	PM06	PO07		PO03			PO03	LN01			PO03	FR07			PO03
	PM07	PO08		PO04			PO04	LA01			PO04	FR08			PO04
	PM08	PO09		PO05			PO05	LA02			PO05	FR09			PO05
	PM10														

3 Select a edge <a href="#">View edge details</a>	Cliff-1 to Cliff-4				Cliff-1 to Cliff-4				Cliff-1 to Cliff-4				Cliff-1 and Plateau	
		Cliff-1	Cliff-2	Cliff-3	Cliff-4	Cliff-1	Cliff-2	Cliff-3	Cliff-4	Cliff-1	Cliff-2	Cliff-3	Cliff-4	Cliff-1
	Sealed	Black	White	Veneer/	Sealed	Black	White	Veneer/	Sealed	Black	White	Veneer/	Sealed	+\$600
	MDF	2mm	2mm	Laminate	MDF	2mm	2mm	Laminate	MDF	2mm	2mm	Laminate	MDF	Sealed
	Edge	PVC	PVC	Band	Edge	PVC	PVC	Band	Edge	PVC	PVC	Band	Edge	MDF
		Band	Band			Band	Band			Band	Band			Edge
	Plateau				Plateau				Plateau				Plateau	
	+\$600				+\$600				+\$600				+\$600	
	Sealed				Sealed				Sealed				Sealed	
	MDF Edge				MDF Edge				MDF Edge				MDF Edge	

4 Select hardware <a href="#">View hardware details</a>

## Product features.

- 1" Thick top
- ENVI-CT Finish \*Environmental Coatings Technology
- Solid wood legs

### NOTES

- Table is designed to rest freely on top of case goods with non-slip bumper.

## Options.

### ACCESSORIES

- K28: Articulating Keyboard w/ Mouse - \$390
- K31: Center drawer - \$205
- K31-SK: Center drawer w/ skirt - \$310

### GROMMETS (STANDARD LOCATION)

- Specify Color and Left/Right - \$50 ea.
- Black: TM30-R (Right), TM30-L (Left)
- Silver: TM31-R (Right), TM31-L (Left)
- White: TM34-R (Right), TM34-L (Left)

### GROMMETS (NON-STANDARD LOCATION)

- Provide drawing w/ grommet location and specify color - \$95 ea.
- Black: TM30-NS
- Silver: TM31-NS
- White: TM34-NS

### MODESTY

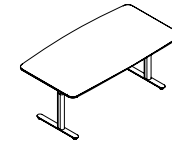
- HMAP14: Acoustic Panel Modesty - \$450

### PRIVACY SCREEN

- FAPS14: Acoustic Privacy Screen (Approach Privacy) - \$450
- SAPS14: Acoustic Privacy Screen (Side Privacy) - \$400

# Chameleon.

Height Adjustable Table Desk  
Soft Rectangle Table Top with white height adjustable base



[View statement of line](#)

1 Select a model w" x d" x h"	weight	Standard Veneer Top Metal Base		Premium Veneer Top Metal Base		High Pressure Laminate Top Metal Base		Forbo Marmoleum Top Metal Base	
		72 x 36 x 29		CHM7236DT090W	3446	CHM7236DT090P	3791	CHM7236DT090G	3375
72 x 30 x 29		CHM7230DT090W	3415	CHM7230DT090P	3757	CHM7230DT090G	3380	CHM7230DT090F	4077
66 x 33 x 29		CHM6633DT090W	3436	CHM6633DT090P	3780	CHM6633DT090G	3358	CHM6633DT090F	4099
66 x 30 x 29		CHM6630DT090W	3385	CHM6630DT090P	3724	CHM6630DT090G	3348	CHM6630DT090F	4045
60 x 30 x 29		CHM6030DT090W	3355	CHM6030DT090P	3691	CHM6030DT090G	3321	CHM6030DT090F	4011

2 Select a finish <a href="#">View finish details</a>	Top Finishes				3 Select an edge <a href="#">View edge details</a>		
	Metal finish MFW White	WVP	PO01	PM01		PO02	WNO
	PM02	PO03	PM03	PO04			
	PM04	PO05	PM05	PO06			
	PM06	PO07	PM07	PO08			
	PM08	PO09	PM10				

4 Select hardware <a href="#">View hardware details</a>	
Cliff-1 Sealed MDF Edge	Cliff-2 Black 2mm PVC Band
Cliff-3 White 2mm PVC Band	Cliff-4 Veneer/Laminate Band
Plateau Sealed MDF Edge	Plateau Sealed MDF Edge

## Product features.

- Adjustable height from 29" to 50" with a maximum weight capacity of 220 lbs.
- Lift available in MFW White (standard)
- Metal parts include 5 year warranty
- Programmable height adjustable mechanism, motor includes 2 year warranty
- Oval leg shape

## Options.

### ACCESSORIES

- K28: Articulating Keyboard w/ Mouse - \$390
- K31: Center drawer - \$205
- K31-SK: Center drawer w/ skirt - \$310

### GROMMETS (STANDARD LOCATION)

- Specify Color and Left/Right - \$50 ea.
- Black: TM30-R (Right), TM30-L (Left)
  - Silver: TM31-R (Right), TM31-L (Left)
  - White: TM34-R (Right), TM34-L (Left)

### GROMMETS (NON-STANDARD LOCATION)

- Provide drawing w/ grommet location and specify color - \$95 ea.
- Black: TM30-NS
  - Silver: TM31-NS
  - White: TM34-NS

### MODESTY

- HMAP14: Acoustic Panel Modesty - \$450

### PRIVACY SCREEN


- FAPS14: Acoustic Privacy Screen (Approach Privacy) - \$450
- SAPS14: Acoustic Privacy Screen (Side Privacy) - \$400

### WIRE MANAGEMENT

- W18: Coil wire manager - \$160

# Chameleon.

Conference Table  
Round Table with solid wood legs



[View statement of line](#)

1 Select a model w" x d" x h"	weight	Standard Veneer Top Solid Wood Legs		Premium Veneer Top Solid Wood Legs		High Pressure Laminate Top Solid Wood Legs		Forbo Marmoleum Top Solid Wood Legs	
		60 DIA x 29	125	CHM6060RD121W	3305	CHM6060RD121P	3636	CHM6060RD121G	3036
54 DIA x 29	95	CHM5454RD121W	3044	CHM5454RD121P	3349	CHM5454RD121G	2851	CHM5454RD121F	3673
48 DIA x 29	85	CHM4848RD121W	2778	CHM4848RD121P	3056	CHM4848RD121G	2664	CHM4848RD121F	3383
42 DIA x 29	75	CHM4242RD121W	2512	CHM4242RD121P	2764	CHM4242RD121G	2479	CHM4242RD121F	3094

2 Select a finish <a href="#">View finish details</a>	Top Finishes		Leg Finishes		Top Finishes		Leg Finishes		Top Finishes		Leg Finishes		Top Finishes		Leg Finishes	
		WVP	PO01	WOW	PO06	WOW	WNO	PO07	WNO	WNO	PO07	WNO	PO07	WNO	PO07	WNO
	PM01	PO02	WNO	PO07	WNO	WNO	PO07	WNO	WNO	PO07	WNO	PO07	WNO	PO07	WNO	PO07
	PM02	PO03	WSO	PO08	WSO	WSO	PO08	WSO	WSO	PO08	WSO	PO08	WSO	PO08	WSO	PO08
	PM03	PO04	WLA	PO09	WLA	WLA	PO09	WLA	WLA	PO09	WLA	PO09	WLA	PO09	WLA	PO09
	PM04	PO05	PO01													
	PM05	PO06	PO02													
	PM06	PO07	PO03													
	PM07	PO08	PO04													
	PM08	PO09	PO05													
	PM10															

3 Select an edge <a href="#">View edge details</a>	Cliff-1				Cliff-2				Cliff-3				Cliff-4				Plateau		
		Cliff-1	Cliff-2	Cliff-3	Cliff-4	Cliff-1	Cliff-2	Cliff-3	Cliff-4	Cliff-1	Cliff-2	Cliff-3	Cliff-4	Cliff-1	Cliff-2	Cliff-3	Cliff-4	Plateau	Plateau
	Sealed	Black	White	Veneer/	Sealed	Black	White	Veneer/	Sealed	Black	White	Veneer/	Sealed	Black	White	Veneer/	Sealed	Sealed	Sealed
	MDF	2mm	2mm	Laminate	MDF	2mm	2mm	Laminate	MDF	2mm	2mm	Laminate	MDF	2mm	2mm	Laminate	MDF	MDF	MDF
	Edge	PVC	PVC	Band	Edge	PVC	PVC	Band	Edge	PVC	PVC	Band	Edge	PVC	PVC	Band	Edge	Edge	Edge
		Band	Band			Band	Band			Band	Band			Band	Band				
	Plateau				Plateau				Plateau				Plateau				+\$600	+\$600	+\$600
	+\$600				+\$600				+\$600				+\$600						
	Sealed				Sealed				Sealed				Sealed						
	MDF Edge				MDF Edge				MDF Edge				MDF Edge						

4 Select hardware <a href="#">View hardware details</a>

## Product features.

- 1" Thick top
- ENVI-CT Finish \*Environmental Coatings Technology
- Solid wood legs
- Ships KD

## Options.

### DELETE LEG

- DWL128: Delete one 28" leg - deduct \$300
- DWL228: Delete two 28" legs - deduct \$600

### MODIFY LEG

- M-1: Modify one 28" height leg to 7" height leg - no charge
- M-2: Modify two 28" height leg to 7" height leg - no charge
- M-3: Modify one 28" height leg to 14" height leg - no charge
- M-4: Modify two 28" height leg to 14" height leg - no charge

# Chameleon.

Swivel Conference Table  
Round Table with solid wood legs



[View statement of line](#)

1 Select a model w" x d" x h"	weight	Standard Veneer Top Solid Wood Legs		Premium Veneer Top Solid Wood Legs		High Pressure Laminate Top Solid Wood Legs		Forbo Marmoleum Top Solid Wood Legs	
60 DIA	125	CHM6060DR750W	3071	CHM6060DR750P	3379	CHM6060DR750G	2802	CHM6060DR750F	3723
54 DIA	95	CHM5454DR750W	2810	CHM5454DR750P	3091	CHM5454DR750G	2617	CHM5454DR750F	3439
48 DIA	85	CHM4848DR750W	2336	CHM4848DR750P	2570	CHM4848DR750G	2430	CHM4848DR750F	3149
42 DIA	75	CHM4242DR750W	2278	CHM4242DR750P	2506	CHM4242DR750G	2245	CHM4242DR750F	2860

2 Select a finish <a href="#">View finish details</a>	Top Finishes		Leg Finishes		Top Finishes	Leg Finishes		Top Finishes	Leg Finishes		Top Finishes	Leg Finishes			
	WVP	PO01	WOW	PO06	WOW	WOW	PO06	GWL	LW01	WOW	PO06	FR01	FR10	WOW	PO06
	PM01	PO02	WNO	PO07	WNO	WNO	PO07	LP01	LW02	WNO	PO07	FR02	FR11	WNO	PO07
	PM02	PO03	WSO	PO08	WSO	WSO	PO08	LP02	LW04	WSO	PO08	FR03		WSO	PO08
	PM03	PO04	WLA	PO09	WLA	WLA	PO09	LF01	LW05	WLA	PO09	FR04		WLA	PO09
	PM04	PO05		PO01			PO01	LF02	LW06		PO01	FR05			PO01
	PM05	PO06		PO02			PO02	LF03	LW07		PO02	FR06			PO02
	PM06	PO07		PO03			PO03	LN01			PO03	FR07			PO03
	PM07	PO08		PO04			PO04	LA01			PO04	FR08			PO04
	PM08	PO09		PO05			PO05	LA02			PO05	FR09			PO05
	PM10														

3 Select a edge <a href="#">View edge details</a>	Cliff-1				Cliff-2				Cliff-3				Cliff-4				Plateau	
	Cliff-1	Cliff-2	Cliff-3	Cliff-4	Cliff-1	Cliff-2	Cliff-3	Cliff-4	Cliff-1	Cliff-2	Cliff-3	Cliff-4	Cliff-1	Plateau				
	Sealed	Black	White	Veneer/	Sealed	Black	White	Veneer/	Sealed	Black	White	Veneer/	Sealed	+\$600				
	MDF	2mm	2mm	Laminate	MDF	2mm	2mm	Laminate	MDF	2mm	2mm	Laminate	MDF	Sealed				
	Edge	PVC	PVC	Band	Edge	PVC	PVC	Band	Edge	PVC	PVC	Band	Edge	MDF				
		Band	Band			Band	Band			Band	Band			Edge				
	Plateau				Plateau				Plateau				Plateau					
	+\$600				+\$600				+\$600				+\$600					
	Sealed				Sealed				Sealed				Sealed					
	MDF Edge				MDF Edge				MDF Edge				MDF Edge					

4 Select hardware <a href="#">View hardware details</a>

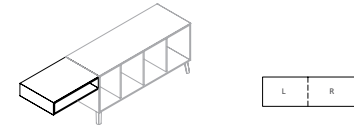
## Product features.

- 1" Thick top
- ENVI-CT Finish \*Environmental Coatings Technology
- Solid wood legs
- Table Top features rotating swivel mechanism and legs come with low profile nylon casters to protect carpet, tile and hardwood flooring

# Chameleon.

## 30" Ganging Credenza

### Modular Case



[View statement of line](#)

1 Select a model w" x d" x h"	weight	Standard Veneer Chassis	Premium Veneer Chassis	High Pressure Laminate Chassis	Forbo Marmoleum Chassis
		Ganging Unit	Ganging Unit	Ganging Unit	Solid Wood Legs
<b>7" Height Case</b> 30 x 22 x 7		CHM3007CU600W 853	CHM3007CU600P 939	CHM3007CU600G 771	"F" Option N/A
<b>14" Height Case</b> 30 x 22 x 14		CHM3014CU600W 1078	CHM3014CU600P 1186	CHM3014CU600G 967	"F" Option N/A

2 Select a finish <a href="#">View finish details</a>	Case Finishes	Case Finishes	Case Finishes
		WWP PO01 PM01 PO02 PM02 PO03 PM03 PO04 PM04 PO05 PM05 PO06 PM06 PO07 PM07 PO08 PM08 PO09 PM10	WOW WLA WNO WSO

3 Select an edge <a href="#">View edge details</a>	Edge	Edge	Edge
	N/A	N/A	N/A

4 Select hardware <a href="#">View hardware details</a>	Push to Open Standard: Optional Hardware Below	Push to Open Standard: Optional Hardware Below	Push to Open Standard: Optional Hardware Below

## Product features.

- 4" belt line cavity for wire management
- Build your credenza based on your storage needs. Specify cases left to right based on above illustration.
- Mitered case construction utilizing 5/8" material
- Product ships assembled

### NOTES

- Unit designed for open plan use.

## Options.

### CONFIGURED STORAGE - 7" HEIGHT CASE (SPECIFICATION REQUIRED)

Specify location of each pedestal from left to right, see page 9 for Accent Finish pricing for Configured Storage.

- 15" Configured Storage
  - OPS715: 15" Width Open Storage - \$85
  - SLD715: 15" Width Sliding Door - \$215
  - P1B715: 15" Width Box Drawer - \$210
- 30" Configured Storage
  - OPS730: 30" Width Open Storage - \$85
  - P1B730: 30" Width Box Drawer - \$245

### CONFIGURED STORAGE - 14" HEIGHT CASE (SPECIFICATION REQUIRED)

Specify location of each pedestal from left to right

- 15" Configured Storage
  - OPS1415: 15" Width Open Storage - \$100
  - SLD1415: 15" Width Sliding Door - \$250
  - P1HD1415: 15" Width Hinged Door - \$200
  - P1F1415: 15" Width File Drawer - \$250
  - P1S1415: 15" Width Shelf - \$95
- 30" Configured Storage
  - OPS1430: 30" Width Open Storage - \$100
  - P1DD1430: 30" Width Drop Door - \$500
  - P1L1430: 30" Width Lateral File Drawer - \$265
  - P1S1430: 30" Width Shelf - \$125

### GROMMETS (FOR GANGING)

- Vertical sleeve grommet, template provided for field installation
- TM60: Vertical Grommet Sleeve - \$50

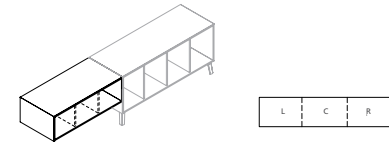
### DOOR LOCK

- D2: Door/ Lock (locks 1 door or 1 pedestal) - \$100 each

# Chameleon.

## 45" Ganging Credenza

### Modular Case



1 Select a model w" x d" x h"	weight	Standard Veneer Chassis Ganging Unit	Premium Veneer Chassis Ganging Unit	High Pressure Laminate Chassis Ganging Unit	Forbo Marmoleum Chassis Solid Wood Legs
45 x 22 x 14		CHM4514CU600W 1510	CHM4514CU600P 1661	CHM4514CU600G 1349	"F" Option N/A
2 Select a finish <i>View finish details</i>	Case Finishes	WWP PO01 PM01 PO02 PM02 PO03 PM03 PO04 PM04 PO05 PM05 PO06 PM06 PO07 PM07 PO08 PM08 PO09 PM10	Case Finishes	Case Finishes	
3 Select an edge <i>View edge details</i>	Edge	N/A	N/A	N/A	
4 Select hardware <i>View hardware details</i>	Push to Open Standard: Optional Hardware Below	PL - 406 Gloss White PL - 407 Matte Chrome	Push to Open Standard: Optional Hardware Below	Push to Open Standard: Optional Hardware Below	

[View statement of line](#)

## Product features.

- 4" belt line cavity for wire management
- Build your credenza based on your storage needs. Specify cases left to right based on above illustration.
- Mitered case construction utilizing 5/8" material
- Product ships assembled

### NOTES

- Unit designed for open plan use.

## Options.

### CONFIGURED STORAGE (SPECIFICATION REQUIRED) - 14" HEIGHT CASE

Specify location of each pedestal from left to right, see page 9 for Accent Finish pricing for Configured Storage.

- 15" Configured Storage
- OPS1415: 15" Width Open Storage - \$100
  - SLD1415: 15" Width Sliding Door - \$250
  - P1S1415: 15" Width Shelf \$95
  - P1HD1415: 15" Width Hinged Door - \$200
  - P1F1415: 15" Width File Drawer - \$250
- 30" Configured Storage
- OPS1430: 30" Width Open Storage - \$100
  - SLD1430: 30" Width Sliding Door - \$300
  - P1DD1430: 30" Width Drop Door - \$500
  - P1L1430: 30" Width Lateral File Drawer - \$265
  - P1S1430: 30" Width Shelf - \$125

### GROMMETS (FOR GANGING)

Vertical sleeve grommet, template provided for field installation

- TM60: Vertical Grommet Sleeve - \$50

### ADJUSTABLE SHELF

Specify location per adjustable shelf

- P1S2115: 15" Width Adjustable Shelf - \$95
- P1S2130: 30" Width Adjustable Shelf - \$125

### DOOR LOCK

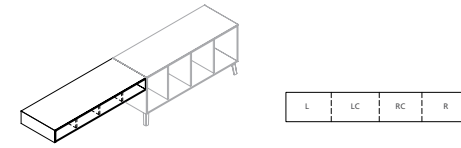
- D2: Door/ Lock (locks 1 door or 1 pedestal) - \$100 each



# Chameleon.

## 60" Ganging Credenza

### Modular Case



[View statement of line](#)

1 Select a model w" x d" x h"	weight	Standard Veneer Chassis Ganging Unit	Premium Veneer Chassis Ganging Unit	High Pressure Laminate Chassis Ganging Unit	Forbo Marmoleum Chassis Solid Wood Legs
<b>7" Height Case</b> 60 x 22 x 7		CHM6007CU600W 1543	CHM6007CU600P 1698	CHM6007CU600G 1354	"F" Option N/A
<b>14" Height Case</b> 60 x 22 x 14		CHM6014CU600W 1652	CHM6014CU600P 1818	CHM6014CU600G 1480	"F" Option N/A
<b>2 Select a finish</b> <a href="#">View finish details</a>	Case Finishes	WWP PO01 PM01 PO02 PM02 PO03 PM03 PO04 PM04 PO05 PM05 PO06 PM06 PO07 PM07 PO08 PM08 PO09 PM10	Case Finishes WOW WLA WNO WSO	Case Finishes GWL LW01 LP01 LW02 LP02 LW04 LF01 LW05 LF02 LW06 LF03 LW07 LN01 LA01 LA02	
<b>3 Select a edge</b> <a href="#">View edge details</a>	Edge	N/A	N/A	N/A	
<b>4 Select hardware</b> <a href="#">View hardware details</a>	Push to Open Standard: Optional Hardward Below				

## Product features.

- 4" belt line cavity for wire management
- Build your credenza based on your storage needs. Specify cases left to right based on above illustration.
- Mitered case construction utilizing 5/8" material
- Product ships assembled

### NOTES

- Unit designed for open plan use.

## Options.

### CONFIGURED STORAGE - 7" HEIGHT CASE (SPECIFICATION REQUIRED)

Specify location of each pedestal from left to right, see page 9 for Accent Finish pricing for Configured Storage.

#### 15" Configured Storage

- OPS715: 15" Width Open Storage - \$85
- SLD715: 15" Width Sliding Door - \$215
- P1B715: 15" Width Box Drawer - \$210

#### 30" Configured Storage

- OPS730: 30" Width Open Storage - \$85
- P1B730: 30" Width Box Drawer - \$245
- P1B730: 30" Width Box Drawer - \$245

### CONFIGURED STORAGE - 14" HEIGHT CASE (SPECIFICATION REQUIRED)

Specify location of each pedestal from left to right

#### 15" Configured Storage

- OPS1415: 15" Width Open Storage - \$100
- SLD1415: 15" Width Sliding Door - \$250
- P1HD1415: 15" Width Hinged Door - \$200
- P1F1415: 15" Width File Drawer - \$250
- P1S1415: 15" Width Shelf - \$95

#### 30" Configured Storage

- OPS1430: 30" Width Open Storage - \$100
- SLD1430: 30" Width Sliding Door - \$300
- P1DD1430: 30" Width Drop Door - \$500
- P1L1430: 30" Width Lateral File Drawer - \$265
- P1S1430: 30" Width Shelf - \$125

### GROMMETS (FOR GANGING)

Vertical sleeve grommet, template provided for field installation

- TM60: Vertical Grommet Sleeve - \$50

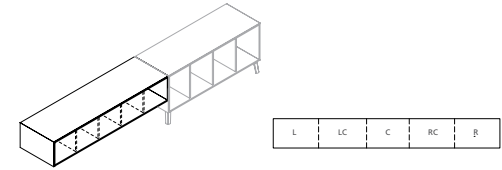
### DOOR LOCK




- D2: Door/ Lock (locks 1 door or 1 pedestal) - \$100 each

# Chameleon.

## 75" Ganging Credenza

### Modular Case



1 Select a model w" x d" x h"	weight	Standard Veneer Chassis	Premium Veneer Chassis	High Pressure Laminate Chassis	Forbo Marmoleum Chassis
		Ganging Unit	Ganging Unit	Ganging Unit	Solid Wood Legs
75 x 22 x 14		CHM7514CU600W 2204	CHM7514CU600P 2425	CHM7514CU600G 1960	"F" Option N/A
		<b>Case Finishes</b> WWP PO01 PM01 PO02 PM02 PO03 PM03 PO04 PM04 PO05 PM05 PO06 PM06 PO07 PM07 PO08 PM08 PO09 PM10 Edge N/A	<b>Case Finishes</b> WOW WLA WNO WSO Edge N/A	<b>Case Finishes</b> GWL LW01 LP01 LW02 LP02 LW04 LF01 LW05 LF02 LW06 LF03 LW07 LN01 LA01 LA02 Edge N/A	
		Push to Open Standard: Optional Hardward Below 	Push to Open Standard: Optional Hardward Below 	Push to Open Standard: Optional Hardward Below 	

[View statement of line](#)

## Product features.

- 4" belt line cavity for wire management
- Build your credenza based on your storage needs. Specify cases left to right based on above illustration.
- Mitered case construction utilizing 5/8" material
- Product ships assembled

### NOTES

- Unit designed for open plan use.

## Options.

### CONFIGURED STORAGE (SPECIFICATION REQUIRED) - 14" HEIGHT CASE

Specify location of each pedestal from left to right, see page 9 for Accent Finish pricing for Configured Storage.

#### 15" Configured Storage

- OPS1415: 15" Width Open Storage - \$100
- SLD1415: 15" Width Sliding Door - \$250
- P1HD1415: 15" Width Hinged Door - \$200
- P1F1415: 15" Width File Drawer - \$250
- P1S1415: 15" Width Shelf - \$95

#### 30" Configured Storage

- OPS1430: 30" Width Open Storage - \$100
- SLD1430: 30" Width Sliding Door - \$300
- P1DD1430: 30" Width Drop Door - \$500
- P1L1430: 30" Width Lateral File Drawer - \$265
- P1S1430: 30" Width Shelf - \$125

### GROMMETS (FOR GANGING)

Specify location of facing left, right or both grommet location with templete

- TM60: Vertical Grommet Sleeve - \$50

### ADJUSTABLE SHELF

Specify location per adjustable shelf

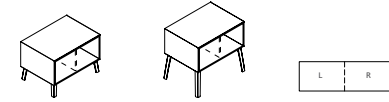
- P1S2115: 15" Width Adjustable Shelf - \$95
- P1S2130: 30" Width Adjustable Shelf - \$125

### DOOR LOCK

- D2: Door/ Lock (locks 1 door or 1 pedestal) - \$100 each

# Chameleon.

30" Wide Freestanding Credenza  
Modular - 7" Height Case



[View statement of line](#)

1 Select a model w" x d" x h"	weight	Standard Veneer Chassis Solid Wood Legs		Premium Veneer Chassis Solid Wood Legs		High Pressure Laminate Chassis Solid Wood Legs		Forbo Marmoleum Chassis Solid Wood Legs	
		<b>7" Height Case with 7" Leg</b> 30 x 22 x 14 <b>7" Height Case with 14" Leg</b> 30 x 22 x 21		CHM3014CA068W 1266 CHM3021CA068W 1376	CHM3014CA068P 1393 CHM3021CA068P 1514	CHM3014CA068G 1256 CHM3021CA068G 1393		"F" Option N/A "F" Option N/A	
2 Select a finish <a href="#">View finish details</a>		Case Finishes Leg Finishes WWP PO01 WOW PO06 PM01 PO02 WLA PO07 PM02 PO03 WNO PO08 PM03 PO04 WSO PO09 PM04 PO05 PO01 PM05 PO06 PO02 PM06 PO07 PO03 PM07 PO08 PO04 PM08 PO09 PO05 PM10	Case Finishes Leg Finishes WOW WOW PO06 WNO WLA PO07 WSO WNO PO08 WLA WSO PO09	Case Finishes Leg Finishes GWL LW01 WOW PO06 LP01 LW02 WLA PO07 LP02 LW04 WNO PO08 LF01 LW05 WSO PO09 LF02 LW06 PO01 LF03 LW07 PO02 LN01 PO03 LA01 PO04 LA02 PO05		Edge N/A Edge N/A Edge N/A			
3 Select an edge <a href="#">View edge details</a>		Edge N/A	Edge N/A	Edge N/A					
4 Select hardware <a href="#">View hardware details</a>		Push to Open Standard: Optional Hardward Below 	Push to Open Standard: Optional Hardward Below 	Push to Open Standard: Optional Hardward Below 					

## Product features.

- 4" belt line cavity for wire management
- Build your credenza based on your storage needs. Specify cases left to right based on above illustration.
- Mitered case construction utilizing 5/8" material
- Product ships assembled
- Solid wood legs
- Dividers and shelves are finished to match case

### NOTES

- Unit designed for open plan use.
- Sliding door only available on side by side open storage

## Options.

### CONFIGURED STORAGE - 7" HEIGHT CASE (SPECIFICATION REQUIRED)

Specify location of each pedestal from left to right, see page 9 for

Accent Finish pricing for Configured Storage.

15" Configured Storage

- OPS715: 15" Width Open Storage - \$85
  - SLD715: 15" Width Sliding Door - \$215
  - P1B715: 15" Width Box Drawer - \$210
- 30" Configured Storage
- OPS730: 30" Width Open Storage-\$85
  - P1B730: 30" Width Box Drawer - \$245

### CUSHION

- BC30: Bench Cushion - \$354 com
- Specify fabric grade (5 yd. required) Recommended on 14" credenza to achieve 17" Seat Height

### GROMMETS (FOR GANGING)

Vertical sleeve grommet, template provided for field installation

- TM60: Vertical Grommet Sleeve - \$50

### DOOR LOCK

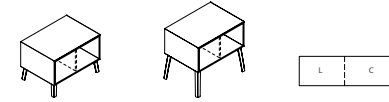
- D2: Door/ Lock (locks 1 door or 1 pedestal) - \$100 each

## BC30 Cushion fabric grades.

COM	COL	1	2	3
354	373	391	409	427
4	5	6	7	8
445	463	481	499	517
9	10	11/ L1	12	13/ L2
535	553	571	589	625

# Chameleon.

30" Wide Freestanding Credenza  
Modular - 14" Height Case



[View statement of line](#)

1 Select a model w" x d" x h"	weight	Standard Veneer Chassis Solid Wood Legs		Premium Veneer Chassis Solid Wood Legs		High Pressure Laminate Chassis Solid Wood Legs		Forbo Marmoleum Chassis Solid Wood Legs	
		<b>14" Height Case with 7" Leg</b> 30 x 22 x 21 <b>14" Height Case with 14" Leg</b> 30 x 22 x 28		CHM3021CA069W 1487 CHM3028CA069W 1597	CHM3021CA069P 1636 CHM3028CA069P 1757	CHM3021CA069G 1453 CHM3028CA069G 1589		"F" Option N/A "F" Option N/A	
2 Select a finish <a href="#">View finish details</a>		<b>Case Finishes</b> WWP PO01 PM01 PO02 PM02 PO03 PM03 PO04 PM04 PO05 PM05 PO06 PM06 PO07 PM07 PO08 PM08 PO09 PM10	<b>Leg Finishes</b> WOW PO06 WNO PO07 WNO PO08 WSO PO09 WLA PO01 WSO PO02 WSO PO03 WSO PO04 WSO PO05	<b>Case Finishes</b> WOW WNO WSO WLA	<b>Leg Finishes</b> WOW PO06 WLA PO07 WNO PO08 WSO PO09 WLA PO01 WSO PO02 WSO PO03 WSO PO04 WSO PO05	<b>Case Finishes</b> GWL LP01 LP02 LF01 LF02 LF03 LN01 LA01 LA02	<b>Leg Finishes</b> LW01 LW02 LW04 LW05 LW06 LW07 PO01 PO02 PO03 PO04 PO05		
	3 Select an edge <a href="#">View edge details</a>		Edge N/A	Edge N/A	Edge N/A	Edge N/A	Edge N/A	Edge N/A	
4 Select hardware <a href="#">View hardware details</a>		Push to Open Standard: Optional Hardware Below	Push to Open Standard: Optional Hardware Below	Push to Open Standard: Optional Hardware Below					

## Product features.

- 4" belt line cavity for wire management
- Build your credenza based on your storage needs. Specify cases left to right based on above illustration.
- Mitered case construction utilizing 5/8" material
- Product ships assembled
- Solid wood legs
- Dividers and shelves are finished to match case

### NOTES

- Unit designed for open plan use.
- Sliding door only available on side by side open storage

## Options.

### CONFIGURED STORAGE (SPECIFICATION REQUIRED)

Specify location of each pedestal from left to right, see page 9 for Accent Finish pricing for Configured Storage.

- 15" Configured Storage
  - OPS1415: 15" Width Open Storage - \$100
  - SLD1415: 15" Width Sliding Door - \$250
  - P1HD1415: 15" Width Hinged Door - \$200
  - P1F1415: 15" Width File Drawer - \$250
  - P1S1415: 15" Width Shelf - \$95
- 30" Configured Storage
  - OPS1430: 30" Width Open Storage - \$100
  - P1L1430: 30" Width Lateral File Drawer - \$265
  - P1S1430: 30" Width Shelf - \$125
  - P1DD1430: 30" Width Drop Door - \$500

### ADJUSTABLE SHELF

- Specify location per adjustable shelf
- P1S2115: 15" Width Adjustable Shelf - \$95
  - P1S2130: 30" Width Adjustable Shelf - \$125

### GROMMETS (FOR GANGING)

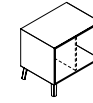
- Vertical sleeve grommet, template provided for field installation
- TM60: Vertical Grommet Sleeve - \$50

### DOOR LOCK

- D2: Door/ Lock (locks 1 door or 1 pedestal) - \$100 each

# Chameleon.

30" Wide Freestanding Credenza  
Modular - 21" Height Case



[View statement of line](#)

1 Select a model w" x d" x h"	weight	Standard Veneer Chassis Solid Wood Legs		Premium Veneer Chassis Solid Wood Legs		High Pressure Laminate Chassis Solid Wood Legs		Forbo Marmoleum Chassis Solid Wood Legs	
		21" Height Case with 7" Leg 30 x 22 x 28		CHM3028CA070W	1597	CHM3028CA070P	1757	CHM3028CA070G	1556
2 Select a finish <a href="#">View finish details</a>	Case Finishes	Leg Finishes		Case Finishes	Leg Finishes	Case Finishes	Leg Finishes		
	WVP PO01	WOW PO06		WOW	WOW PO06	GWL LW01	WOW PO06		
	PM01 PO02	WLA PO07		WNO	WLA PO07	LP01 LW02	WLA PO07		
	PM02 PO03	WNO PO08		WSO	WNO PO08	LP02 LW04	WNO PO08		
	PM03 PO04	WSO PO09		WLA	WSO PO09	LF01 LW05	WSO PO09		
	PM04 PO05	PO01			PO01	LF02 LW06	PO01		
	PM05 PO06	PO02			PO02	LF03 LW07	PO02		
	PM06 PO07	PO03			PO03	LN01	PO03		
	PM07 PO08	PO04			PO04	LA01	PO04		
	PM08 PO09	PO05			PO05	LA02	PO05		
PM10									
3 Select an edge <a href="#">View edge details</a>	Edge			Edge		Edge			
	N/A			N/A		N/A			
4 Select hardware <a href="#">View hardware details</a>	Push to Open Standard: Optional Hardware Below			Push to Open Standard: Optional Hardware Below		Push to Open Standard: Optional Hardware Below			

## Product features.

- 4" belt line cavity for wire management
- Build your credenza based on your storage needs. Specify cases left to right based on above illustration.
- Mitered case construction utilizing 5/8" material
- Product ships assembled
- Solid wood legs
- Dividers and shelves are finished to match case

### NOTES

- Unit designed for open plan use.
- Sliding door only available on side by side open storage

## Options.

### CONFIGURED STORAGE (SPECIFICATION REQUIRED)

Specify location of each pedestal from left to right, see page 9 for Accent Finish pricing for Configured Storage.

- 15" Configured Storage
- OPS2115: 15" Width Open Storage - \$125
- SLD2115: 15" Width Sliding Door - \$290
- P1HD2115: 15" Width Hinged Door - \$250
- P1BF2115: 15" Width Box/File Drawer - \$350
- 30" Configured Storage
- OPLF2130: 30" Width Open Upper/Lateral Lower File - \$400
- OPDD2130: 30" Width Open Upper / Drop Door Lower - \$650
- OPS2130: 30" Width Open Storage - \$125
- P1DD2130: 30" Width Drop Door - \$600
- P1BL2130: 30" Width Box/Lat. File Drawer - \$425

### ADJUSTABLE SHELF

- Specify location per adjustable shelf
- P1S2115: 15" Width Adjustable Shelf - \$95
  - P1S2130: 30" Width Adjustable Shelf - \$125

### GROMMETS (FOR GANGING)

- Vertical sleeve grommet, template provided for field installation
- TM60: Vertical Grommet Sleeve - \$50

### DOOR LOCK

- D2: Door/ Lock (locks 1 door or 1 pedestal) - \$100 each

# Chameleon.

45" Wide Freestanding Credenza  
Modular - 14" Height Case



[View statement of line](#)

1 Select a model w" x d" x h"	weight	Standard Veneer Chassis Solid Wood Legs		Premium Veneer Chassis Solid Wood Legs		High Pressure Laminate Chassis Solid Wood Legs		Forbo Marmoleum Chassis Solid Wood Legs		
		<b>14" Height Case with 7" Leg</b> 45 x 22 x 21 <b>14" Height Case with 14" Leg</b> 45 x 22 x 28		CHM4521CA069W 1924 CHM4528CA069W 2045	CHM4521CA069P 2117 CHM4528CA069P 2250	CHM4521CA069G 1868 CHM4528CA069G 1999	"F" Option N/A "F" Option N/A			
2 Select a finish <a href="#">View finish details</a>		<b>Case Finishes</b> WWP PO01 PM01 PO02 PM02 PO03 PM03 PO04 PM04 PO05 PM05 PO06 PM06 PO07 PM07 PO08 PM08 PO09 PM10	<b>Leg Finishes</b> WOW PO06 WNO PO07 WSO PO08 WLA PO09	<b>Case Finishes</b> WOW WNO WSO WLA	<b>Leg Finishes</b> WOW PO06 WLA PO07 WNO PO08 WSO PO09	<b>Case Finishes</b> GWL LP01 LP02 LF01 LF02 LF03 LN01 LA01 LA02	<b>Leg Finishes</b> LW01 LW02 LW04 LW05 LW06 LW07 PO01 PO02 PO03 PO04 PO05			
	3 Select an edge <a href="#">View edge details</a>		Edge N/A	Edge N/A	Edge N/A	Edge N/A				
4 Select hardware <a href="#">View hardware details</a>		Push to Open Standard: Optional Hardware Below	Push to Open Standard: Optional Hardware Below	Push to Open Standard: Optional Hardware Below						

## Product features.

- 4" belt line cavity for wire management
- Build your credenza based on your storage needs. Specify cases left to right based on above illustration.
- Mitered case construction utilizing 5/8" material
- Product ships assembled
- Solid wood legs
- Dividers and shelves are finished to match case

### NOTES

- Unit designed for open plan use.
- Sliding door only available on side by side open storage

## Options.

### CONFIGURED STORAGE (SPECIFICATION REQUIRED)

Specify location of each pedestal from left to right, see page 9 for Accent Finish pricing for Configured Storage.

- 15" Configured Storage
  - OPS1415: 15" Width Open Storage - \$100
  - SLD1415: 15" Width Sliding Door - \$250
  - P1HD1415: 15" Width Hinged Door - \$200
  - P1F1415: 15" Width File Drawer - \$250
  - P1S1415: 15" Width Shelf - \$95
- 30" Configured Storage
  - OPS1430: 30" Width Open Storage - \$100
  - P1DD1430: 30" Width Drop Door - \$500
  - P1L1430: 30" Width Lateral File Drawer - \$265
  - P1S1430: 30" Width Shelf - \$125

### ADJUSTABLE SHELF

- Specify location per adjustable shelf
- P1S2115: 15" Width Adjustable Shelf - \$95
  - P1S2130: 30" Width Adjustable Shelf - \$125

### GROMMETS (FOR GANGING)

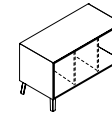
- Vertical sleeve grommet, template provided for field installation
- TM60: Vertical Grommet Sleeve - \$50

### DOOR LOCK

- D2: Door/ Lock (locks 1 door or 1 pedestal) - \$100 each

# Chameleon.

45" Wide Freestanding Credenza  
Modular - 21" Height Case



[View statement of line](#)

1 Select a model w" x d" x h"	weight	Standard Veneer Chassis Solid Wood Legs		Premium Veneer Chassis Solid Wood Legs		High Pressure Laminate Chassis Solid Wood Legs		Forbo Marmoleum Chassis Solid Wood Legs	
		21" Height Case with 7" Leg 45 x 22 x 28		CHM4528CA070W 2059	CHM4528CA070P 2265	CHM4528CA070G 1977	"F" Option N/A		
2 Select a finish <a href="#">View finish details</a>	Case Finishes	Leg Finishes	Case Finishes	Leg Finishes	Case Finishes	Leg Finishes	Case Finishes	Leg Finishes	
	WWP PO01 PM01 PO02 PM02 PO03 PM03 PO04 PM04 PO05 PM05 PO06 PM06 PO07 PM07 PO08 PM08 PO09 PM10	WOW PO06 WLA PO07 WNO PO08 WSO PO09 PO01 PO02 PO03 PO04 PO05	WNO PO07 WLA PO08 WNO PO09 WSO PO01 WLA PO02 WNO PO03 WSO PO04 WNO PO05	WNO PO07 WLA PO08 WNO PO09 WSO PO01 WLA PO02 WNO PO03 WSO PO04 WNO PO05	WOW PO06 WLA PO07 WNO PO08 WSO PO09 PO01 PO02 PO03 PO04 PO05	WNO PO07 WLA PO08 WNO PO09 WSO PO01 WLA PO02 WNO PO03 WSO PO04 WNO PO05	WOW PO06 WLA PO07 WNO PO08 WSO PO09 PO01 PO02 PO03 PO04 PO05	WOW PO06 WLA PO07 WNO PO08 WSO PO09 PO01 PO02 PO03 PO04 PO05	WOW PO06 WLA PO07 WNO PO08 WSO PO09 PO01 PO02 PO03 PO04 PO05
3 Select an edge <a href="#">View edge details</a>	Edge		Edge		Edge		Edge		
	N/A		N/A		N/A		N/A		
4 Select hardware <a href="#">View hardware details</a>	Push to Open Standard: Optional Hardware Below		Push to Open Standard: Optional Hardware Below		Push to Open Standard: Optional Hardware Below		Push to Open Standard: Optional Hardware Below		

## Product features.

- 4" belt line cavity for wire management
- Build your credenza based on your storage needs. Specify cases left to right based on above illustration.
- Mitered case construction utilizing 5/8" material
- Product ships assembled
- Solid wood legs
- Dividers and shelves are finished to match case

### NOTES

- Unit designed for open plan use.
- Sliding door only available on side by side open storage

## Options.

### CONFIGURED STORAGE (SPECIFICATION REQUIRED)

Specify location of each pedestal from left to right, see page 9 for Accent Finish pricing for Configured Storage.

- 15" Configured Storage
  - OPS2115: 15" Width Open Storage - \$125
  - SLD2115: 15" Width Sliding Door - \$290
  - P1HD2115: 15" Width Hinged Door - \$250
  - P1BF2115: 15" Width Box/File Drawer - \$350
- 30" Configured Storage
  - OPS2130: 30" Width Open Storage - \$125
  - OPLF2130: 30" Width Open Upper/Lateral Lower File - \$400
  - OPDD2130: 30" Width Open Upper / Drop Door Lower - \$650
  - SLD2130: 30" Width Sliding Door - \$350
  - P1DD2130: 30" Width Drop Door - \$600
  - P1BL2130: 30" Width Box/Lat. File Drawer - \$425

### ADJUSTABLE SHELF

- Specify location per adjustable shelf
- P1S2115: 15" Width Adjustable Shelf - \$95
- P1S2130: 30" Width Adjustable Shelf - \$125

### GROMMETS (FOR GANGING)

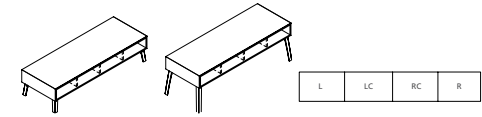
- Vertical sleeve grommet, template provided for field installation
- TM60: Vertical Grommet Sleeve - \$50

### DOOR LOCK

- D2: Door/ Lock (locks 1 door or 1 pedestal) - \$100 each

# Chameleon.

60" Wide Freestanding Credenza  
Modular - 7" Height Case



1 Select a model w" x d" x h"	weight	Standard Veneer Chassis Solid Wood Legs		Premium Veneer Chassis Solid Wood Legs		High Pressure Laminate Chassis Solid Wood Legs		Forbo Marmoleum Chassis Solid Wood Legs	
<b>7" Height Case with 7" Leg</b> 60 x 22 x 14		CHM6014CA068W	1939	CHM6014CA068P	2133	CHM6014CA068G	1878	"F" Option N/A	
<b>7" Height Case with 14" Leg</b> 60 x 22 x 21		CHM6021CA068W	2075	CHM6021CA068P	2283	CHM6021CA068G	2026	"F" Option N/A	
2 Select a finish <i>View finish details</i>	Case Finishes	Leg Finishes		Case Finishes	Leg Finishes	Case Finishes	Leg Finishes		
	WVP PO01	WOW PO06		WNO PO07	WNO PO07	WOW PO06	WOW PO06		
	PM01 PO02	WLA PO07		WNO PO08	WNO PO08	LP01 LW02	WLA PO07		
	PM02 PO03	WNO PO08		WSO PO09	WNO PO08	LP02 LW04	WNO PO08		
	PM03 PO04	WSO PO09		WLA PO01	WSO PO09	LF01 LW05	WSO PO09		
	PM04 PO05	PO01		PO02	PO01	LF02 LW06	PO01		
	PM05 PO06	PO02		PO03	PO02	LF03 LW07	PO02		
	PM06 PO07	PO03		PO04	PO03	LN01	PO03		
	PM07 PO08	PO04		PO05	PO04	LA01	PO04		
	PM08 PO09	PO05			PO05	LA02	PO05		
PM10									
3 Select an edge <i>View edge details</i>	Edge			Edge		Edge			
	N/A			N/A		N/A			
4 Select hardware <i>View hardware details</i>	Push to Open Standard: Optional Hardward Below			Push to Open Standard: Optional Hardward Below		Push to Open Standard: Optional Hardward Below			

*View statement of line*

## Product features.

- 4" belt line cavity for wire management
- Build your credenza based on your storage needs. Specify cases left to right based on above illustration.
- Mitered case construction utilizing 5/8" material
- Product ships assembled
- Solid wood legs
- Dividers and shelves are finished to match case

### NOTES

- Unit designed for open plan use.
- Sliding door only available on side by side open storage

## Options.

### CONFIGURED STORAGE (SPECIFICATION REQUIRED)

Specify location of each pedestal from left to right, see page 9 for Accent Finish pricing for Configured Storage.

- 15" Configured Storage
- OPS715: 15" Width Open Storage - \$85
- SLD715: 15" Width Sliding Door - \$215
- P1B715: 15" Width Box Drawer - \$210
- 30" Configured Storage
- OPS730: 30" Width Open Storage - \$85
- SLD730: 30" Width Sliding Door - \$250
- P1B730: 30" Width Box Drawer - \$245

### CUSHION

- BC30: Bench Cushion - \$354 com
- Specify fabric grade (5 yd. required) Recommended on 14" credenza to achieve 17" Seat Height

### GROMMETS (FOR GANGING)

- Vertical sleeve grommet, template provided for field installation
- TM60: Vertical Grommet Sleeve - \$50

### DOOR LOCK

- D2: Door/ Lock (locks 1 door or 1 pedestal) - \$100 each

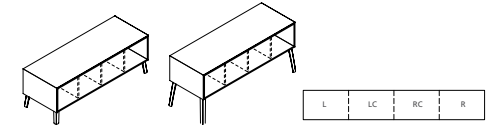
## BC30 Cushion fabric grades.

COM	COL	1	2	3
354	373	391	409	427
4	5	6	7	8
445	463	481	499	517
9	10	11/ L1	12	13/ L2
535	553	571	589	625



# Chameleon.

60" Wide Freestanding Credenza  
Modular - 14" Height Case



[View statement of line](#)

1 Select a model w" x d" x h"	weight	Standard Veneer Chassis Solid Wood Legs		Premium Veneer Chassis Solid Wood Legs		High Pressure Laminate Chassis Solid Wood Legs		Forbo Marmoleum Chassis Solid Wood Legs	
		<b>14" Height Case with 7" Leg</b> 60 x 22 x 21 <b>14" Height Case with 14" Leg</b> 60 x 22 x 28		CHM6021CA069W 2084 CHM6028CA069W 2215	CHM6021CA069P 2293 CHM6028CA069P 2437	CHM6021CA069G 2009 CHM6028CA069G 2146	"F" Option N/A "F" Option N/A		
2 Select a finish <a href="#">View finish details</a>		<b>Case Finishes</b> WWP PO01 PM01 PO02 PM02 PO03 PM03 PO04 PM04 PO05 PM05 PO06 PM06 PO07 PM07 PO08 PM08 PO09 PM10	<b>Leg Finishes</b> WOW PO06 WNO PO07 WSO PO08 WLA PO09	<b>Case Finishes</b> WOW PO06 WNO PO07 WSO PO08 WLA PO09	<b>Leg Finishes</b> WOW PO06 WNO PO07 WSO PO08 WLA PO09	<b>Case Finishes</b> GWL LW01 LP01 LW02 LP02 LW04 LF01 LW05 LF02 LW06 LF03 LW07 LN01 LA01 LA02	<b>Leg Finishes</b> WOW PO06 WLA PO07 WNO PO08 WSO PO09 PO01 PO02 PO03 PO04 PO05	<b>Case Finishes</b> Edge N/A	<b>Leg Finishes</b> Edge N/A
3 Select an edge <a href="#">View edge details</a>		Edge N/A	Edge N/A	Edge N/A	Edge N/A	Edge N/A	Edge N/A	Edge N/A	Edge N/A
4 Select hardware <a href="#">View hardware details</a>		Push to Open Standard: Optional Hardware Below	Push to Open Standard: Optional Hardware Below	Push to Open Standard: Optional Hardware Below	Push to Open Standard: Optional Hardware Below	Push to Open Standard: Optional Hardware Below	Push to Open Standard: Optional Hardware Below	Push to Open Standard: Optional Hardware Below	Push to Open Standard: Optional Hardware Below
		PL - 406 Gloss White PL - 407 Matte Chrome	PL - 506 Gloss White PL - 507 Matte Chrome	PL - 406 Gloss White PL - 407 Matte Chrome	PL - 506 Gloss White PL - 507 Matte Chrome	PL - 406 Gloss White PL - 407 Matte Chrome	PL - 506 Gloss White PL - 507 Matte Chrome	PL - 406 Gloss White PL - 407 Matte Chrome	PL - 506 Gloss White PL - 507 Matte Chrome

## Product features.

- 4" belt line cavity for wire management
- Build your credenza based on your storage needs. Specify cases left to right based on above illustration.
- Mitered case construction utilizing 5/8" material
- Product ships assembled
- Solid wood legs
- Dividers and shelves are finished to match case

### NOTES

- Unit designed for open plan use.
- Sliding door only available on side by side open storage

## Options.

### CONFIGURED STORAGE (SPECIFICATION REQUIRED)

Specify location of each pedestal from left to right, see page 9 for

Accent Finish pricing for Configured Storage.

15" Configured Storage

- OPS1415: 15" Width Open Storage - \$100
- SLD1415: 15" Width Sliding Door - \$250
- P1HD1415: 15" Width Hinged Door - \$200
- P1F1415: 15" Width File Drawer - \$250
- P1S1415: 15" Width Shelf - \$95

30" Configured Storage

- OPS1430: 30" Width Open Storage - \$100
- SLD1430: 30" Width Sliding Door - \$300
- P1DD1430: 30" Width Drop Door - \$500
- P1L1430: 30" Width Lateral File Drawer - \$265
- P1S1430: 30" Width Shelf - \$125

### ADJUSTABLE SHELF

Specify location per adjustable shelf

- P1S2115: 15" Width Adjustable Shelf - \$95
- P1S2130: 30" Width Adjustable Shelf - \$125

### GROMMETS (FOR GANGING)

Vertical sleeve grommet, template provided for field installation

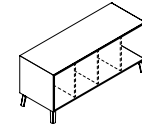
- TM60: Vertical Grommet Sleeve - \$50

### DOOR LOCK

- D2: Door/ Lock (locks 1 door or 1 pedestal) - \$100 each

# Chameleon.

60" Wide Freestanding Credenza  
Modular - 21" Height Case



[View statement of line](#)

1 Select a model w" x d" x h"	weight	Standard Veneer Chassis Solid Wood Legs		Premium Veneer Chassis Solid Wood Legs		High Pressure Laminate Chassis Solid Wood Legs		Forbo Marmoleum Chassis Solid Wood Legs																						
		21" Height Case with 7" Leg 60 x 22 x 28		CHM6028CA070W	2265	CHM6028CA070P	2492	CHM6028CA070G	2152	"F" Option N/A																				
2 Select a finish <a href="#">View finish details</a>	Case Finishes	Leg Finishes	WWP	PO01	WOW	PO06	WNO	WLA	PO07	WNO	WLA	PO07	WNO	WLA	PO07	WNO	WLA	PO07	WNO	WLA	PO07	WNO	WLA	PO07						
			PM02	PO03	WNO	PO08	WSO	PO09	WLA	PO01	PO02	PO03	PO04	PO05	PO06	PO07	PO08	PO09	PO01	PO02	PO03	PO04	PO05	PO06	PO07	PO08	PO09			
			PM03	PO04	WSO	PO09																								
			PM04	PO05	PO01																									
			PM05	PO06	PO02																									
			PM06	PO07	PO03																									
			PM07	PO08	PO04																									
			PM08	PO09	PO05																									
			PM10																											
			3 Select an edge <a href="#">View edge details</a>	Edge	N/A		N/A		N/A		N/A																			
N/A		N/A			N/A		N/A																							
N/A		N/A			N/A		N/A																							
N/A		N/A			N/A		N/A																							
N/A		N/A			N/A		N/A																							
N/A		N/A			N/A		N/A																							
N/A		N/A			N/A		N/A																							
N/A		N/A			N/A		N/A																							
N/A		N/A			N/A		N/A																							
N/A		N/A			N/A		N/A																							
4 Select hardware <a href="#">View hardware details</a>	Push to Open Standard: Optional Hardware Below	N/A		N/A		N/A		N/A																						
		N/A		N/A		N/A		N/A																						
		N/A		N/A		N/A		N/A																						
		N/A		N/A		N/A		N/A																						
		N/A		N/A		N/A		N/A																						
		N/A		N/A		N/A		N/A																						
		N/A		N/A		N/A		N/A																						
		N/A		N/A		N/A		N/A																						
		N/A		N/A		N/A		N/A																						
		N/A		N/A		N/A		N/A																						

## Product features.

- 4" belt line cavity for wire management
- Build your credenza based on your storage needs. Specify cases left to right based on above illustration.
- Mitered case construction utilizing 5/8" material
- Product ships assembled
- Solid wood legs
- Dividers and shelves are finished to match case

### NOTES

- Unit designed for open plan use.
- Sliding door only available on side by side open storage

## Options.

### CONFIGURED STORAGE (SPECIFICATION REQUIRED)

Specify location of each pedestal from left to right, see page 9 for Accent Finish pricing for Configured Storage.

- 15" Configured Storage
  - OPS2115: 15" Width Open Storage - \$125
  - SLD2115: 15" Width Sliding Door - \$290
  - P1HD2115: 15" Width Hinged Door - \$250
  - P1BF2115: 15" Width Box/File Drawer - \$350
- 30" Configured Storage
  - OPS2130: 30" Width Open Storage - \$125
  - OPLF2130: 30" Width Open Upper/Lateral Lower File - \$400
  - OPDD2130: 30" Width Open Upper / Drop Door Lower - \$650
  - SLD2130: 30" Width Sliding Door - \$350
  - P1DD2130: 30" Width Drop Door - \$600
  - P1BL2130: 30" Width Box/Lat. File Drawer - \$425

### ADJUSTABLE SHELF

- Specify location per adjustable shelf
- P1S2115: 15" Width Adjustable Shelf - \$95
- P1S2130: 30" Width Adjustable Shelf - \$125

### GROMMETS (FOR GANGING)


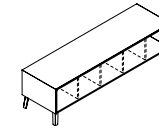
- Vertical sleeve grommet, template provided for field installation
- TM60: Vertical Grommet Sleeve - \$50

### DOOR LOCK

- D2: Door/ Lock (locks 1 door or 1 pedestal) - \$100 each

# Chameleon.

75" Wide Freestanding Credenza  
Modular - 14" Height Case



[View statement of line](#)

1 Select a model w" x d" x h"	weight	Standard Veneer Chassis Solid Wood Legs		Premium Veneer Chassis Solid Wood Legs		High Pressure Laminate Chassis Solid Wood Legs		Forbo Marmoleum Chassis Solid Wood Legs	
		14" Height Case with 7" Leg 75 x 22 x 21	CHM7521CA069W 2637	CHM7521CA069P 2901	CHM7521CA069G 2517	"F" Option N/A			
2 Select a finish <a href="#">View finish details</a>	Case Finishes	Leg Finishes	Case Finishes	Leg Finishes	Case Finishes	Leg Finishes	Case Finishes	Leg Finishes	
	WVP PO01	WOW PO06	WOW	WOW PO06	GWL LW01	WOW PO06	GWL LW01	WOW PO06	
	PM01 PO02	WLA PO07	WNO	WLA PO07	LP01 LW02	WLA PO07	LP01 LW02	WLA PO07	
	PM02 PO03	WNO PO08	WSO	WNO PO08	LP02 LW04	WNO PO08	LP02 LW04	WNO PO08	
	PM03 PO04	WSO PO09	WLA	WSO PO09	LF01 LW05	WSO PO09	LF01 LW05	WSO PO09	
	PM04 PO05	PO01		PO01	LF02 LW06	PO01	LF02 LW06	PO01	
	PM05 PO06	PO02		PO02	LF03 LW07	PO02	LF03 LW07	PO02	
	PM06 PO07	PO03		PO03	LN01	PO03	LN01	PO03	
	PM07 PO08	PO04		PO04	LA01	PO04	LA01	PO04	
	PM08 PO09	PO05		PO05	LA02	PO05	LA02	PO05	
PM10									
3 Select a edge <a href="#">View edge details</a>	Edge		Edge		Edge		Edge		
	N/A		N/A		N/A		N/A		
4 Select hardware <a href="#">View hardware details</a>	Push to Open Standard: Optional Hardware Below		Push to Open Standard: Optional Hardware Below		Push to Open Standard: Optional Hardware Below		Push to Open Standard: Optional Hardware Below		

## Product features.

- 4" belt line cavity for wire management
- Build your credenza based on your storage needs. Specify cases left to right based on above illustration.
- Mitered case construction utilizing 5/8" material
- Product ships assembled
- Solid wood legs
- Dividers and shelves are finished to match case

### NOTES

- Unit designed for open plan use.
- Sliding door only available on side by side open storage

## Options.

### CONFIGURED STORAGE (SPECIFICATION REQUIRED)

Specify location of each pedestal from left to right, see page 9 for Accent Finish pricing for Configured Storage.

- 15" Configured Storage
  - OPS1415: 15" Width Open Storage - \$100
  - SLD1415: 15" Width Sliding Door - \$250
  - P1HD1415: 15" Width Hinged Door - \$200
  - P1F1415: 15" Width File Drawer - \$250
  - P1S1415: 15" Width Shelf - \$95
- 30" Configured Storage
  - OPS1430: 30" Width Open Storage - \$100
  - SLD1430: 30" Width Sliding Door - \$300
  - P1DD1430: 30" Width Drop Door - \$500
  - P1L1430: 30" Width Lateral File Drawer - \$265
  - P1S1430: 30" Width Shelf - \$125

### ADJUSTABLE SHELF

- Specify location per adjustable shelf
- P1S2115: 15" Width Adjustable Shelf - \$95
- P1S2130: 30" Width Adjustable Shelf - \$125

### GROMMETS (FOR GANGING)

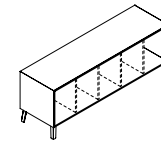
- Vertical sleeve grommet, template provided for field installation
- TM60: Vertical Grommet Sleeve - \$50

### DOOR LOCK

- D2: Door/ Lock (locks 1 door or 1 pedestal) - \$100 each

# Chameleon.

75" Wide Freestanding Credenza  
Modular - 21" Height Case



1 Select a model w" x d" x h"	weight	Standard Veneer Chassis Solid Wood Legs		Premium Veneer Chassis Solid Wood Legs		High Pressure Laminate Chassis Solid Wood Legs		Forbo Marmoleum Chassis Solid Wood Legs	
21" Height Case with 7" Leg 75 x 22 x 28		CHM7528CA070W	2803	CHM7528CA070P	3084	CHM7528CA070G	2659	"F" Option N/A	
2 Select a finish <i>View finish details</i>	Case Finishes	Leg Finishes		Case Finishes	Leg Finishes	Case Finishes	Leg Finishes		
	WVP PO01	WOW PO06		WOW	WOW PO06	GWL LW01	WOW PO06		
	PM01 PO02	WLA PO07		WNO	WLA PO07	LP01 LW02	WLA PO07		
	PM02 PO03	WNO PO08		WSO	WNO PO08	LP02 LW04	WNO PO08		
	PM03 PO04	WSO PO09		WLA	WSO PO09	LF01 LW05	WSO PO09		
	PM04 PO05	PO01			PO01	LF02 LW06	PO01		
	PM05 PO06	PO02			PO02	LF03 LW07	PO02		
	PM06 PO07	PO03			PO03	LN01	PO03		
	PM07 PO08	PO04			PO04	LA01	PO04		
	PM08 PO09	PO05			PO05	LA02	PO05		
PM10									
3 Select an edge <i>View edge details</i>	Edge			Edge		Edge			
	N/A			N/A		N/A			
4 Select hardware <i>View hardware details</i>	Push to Open Standard: Optional Hardware Below			Push to Open Standard: Optional Hardware Below		Push to Open Standard: Optional Hardware Below			

[View statement of line](#)

## Product features.

- 4" belt line cavity for wire management
- Build your credenza based on your storage needs. Specify cases left to right based on above illustration.
- Mitered case construction utilizing 5/8" material
- Product ships assembled
- Solid wood legs
- Dividers and shelves are finished to match case

### NOTES

- Unit designed for open plan use.
- Sliding door only available on side by side open storage

## Options.

### CONFIGURED STORAGE (SPECIFICATION REQUIRED)

Specify location of each pedestal from left to right, see page 9 for Accent Finish pricing for Configured Storage.

15" Configured Storage

- OPS2115: 15" Width Open Storage - \$125
- SLD2115: 15" Width Sliding Door - \$290
- P1HD2115: 15" Width Hinged Door - \$250
- P1BF2115: 15" Width Box/File Drawer - \$350

30" Configured Storage

- OPS2130: 30" Width Open Storage - \$125
- OPLF2130: 30" Width Open Upper/Lateral Lower File - \$400
- OPDD2130: 30" Width Open Upper / Drop Door Lower - \$650
- SLD2130: 30" Width Sliding Door - \$350
- P1DD2130: 30" Width Drop Door - \$600
- P1BL2130: 30" Width Box/Lat. File Drawer - \$425

### ADJUSTABLE SHELF

Specify location per adjustable shelf

- P1S2115: 15" Width Adjustable Shelf - \$95
- P1S2130: 30" Width Adjustable Shelf - \$125

### GROMMETS (FOR GANGING)

Vertical sleeve grommet, template provided for field installation

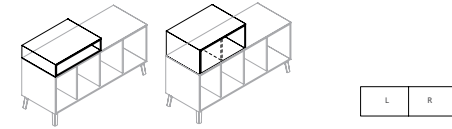
- TM60: Vertical Grommet Sleeve - \$50

### DOOR LOCK

- D2: Door/ Lock (locks 1 door or 1 pedestal) - \$100 each

# Chameleon.

30" Sit-On Storage  
Modular Case



[View statement of line](#)

1 Select a model w" x d" x h"	weight	Standard Veneer Chassis Ganging Unit		Premium Veneer Chassis Ganging Unit		High Pressure Laminate Chassis Ganging Unit		Forbo Marmoleum Chassis Solid Wood Legs	
		<b>7" Height Case</b> 30 x 22 x 7 <b>14" Height Case</b> 30 x 22 x 14		CHM3007SO600W 749	CHM3007SO600P 824	CHM3007SO600G 667		CHM3014SO600W 974	CHM3014SO600P 1072
2 Select a finish <a href="#">View finish details</a>	Case Finishes	WWP PO01 PM01 PO02 PM02 PO03 PM03 PO04 PM04 PO05 PM05 PO06 PM06 PO07 PM07 PO08 PM08 PO09 PM10	Case Finishes	WOW WNO WSO WLA	Case Finishes	GWL LW01 LP01 LW02 LP02 LW04 LF01 LW05 LF02 LW06 LF03 LW07 LN01 LA01 LA02	Case Finishes		
3 Select an edge <a href="#">View edge details</a>	Edge	N/A	N/A	N/A	Edge	N/A	N/A	N/A	
4 Select hardware <a href="#">View hardware details</a>	Push to Open Standard: Optional Hardware Below	PL - 406 Gloss White PL - 407 Matte Chrome	PL - 506 Gloss White PL - 507 Matte Chrome	PL - 406 Gloss White PL - 407 Matte Chrome	PL - 506 Gloss White PL - 507 Matte Chrome	PL - 406 Gloss White PL - 407 Matte Chrome	PL - 506 Gloss White PL - 507 Matte Chrome	PL - 406 Gloss White PL - 407 Matte Chrome	PL - 506 Gloss White PL - 507 Matte Chrome

## Product features.

- 4" belt line cavity for wire management
- Build your credenza based on your storage needs. Specify cases left to right based on above illustration.
- Mitered case construction utilizing 5/8" material
- Product ships assembled
- Dividers and shelves are finished to match case
- Bumper Pads keep unit in place

### NOTES

- Unit designed for open plan use.
- Sliding door only available on side by side open storage
- Unit is not connected with fasteners unless specified

## Options.

### CONFIGURED STORAGE - 7" HEIGHT CASE (SPECIFICATION REQUIRED)

Specify location of each pedestal from left to right, see page 9 for Accent Finish pricing for Configured Storage.

15" Configured Storage

- OPS715: 15" Width Open Storage - \$85
- SLD715: 15" Width Sliding Door - \$215
- P1B715: 15" Width Box Drawer - \$210
- P1S1415: 15" Width Shelf - \$95

30" Configured Storage

- OPS730: 30" Width Open Storage-\$85
- P1B730: 30" Width Box Drawer - \$245
- MOD-OP: Open storage case front and back. Modify to open case both sides, delete back panel (includes middle partition) - Deduct \$50. Not available with doors; Only compatible with P1S1415 15" Width

### CONFIGURED STORAGE - 14" HEIGHT CASE (SPECIFICATION REQUIRED)

Specify location of each pedestal from left to right

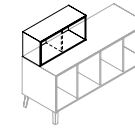
- OPS1415: 15" Width Open Storage - \$100
- SLD1415: 15" Width Sliding Door - \$250
- P1HD1415: 15" Width Hinged Door - \$200
- P1S1415: 15" Width Shelf - \$95

30" Configured Storage

- OPS1430: 30" Width Open Storage - \$100
- P1S1430: 30" Width Shelf - \$125

# Chameleon.

30" Sit-On Storage  
Modular Case



[View statement of line](#)

1 Select a model w" x d" x h"	weight	Standard Veneer Chassis Ganging Unit		Premium Veneer Chassis Ganging Unit		High Pressure Laminate Chassis Ganging Unit		Forbo Marmoleum Chassis Solid Wood Legs	
		14" Height Case 30 x 12 x 14		CHM3014SO601W 884	CHM3014SO601P 973	CHM3014SO601G 785	"F" Option N/A		
2 Select a finish <a href="#">View finish details</a>	Case Finishes	WWP PO01 PM01 PO02 PM02 PO03 PM03 PO04 PM04 PO05 PM05 PO06 PM06 PO07 PM07 PO08 PM08 PO09 PM10	Case Finishes	WOW WNO WSO WLA	Case Finishes	GWL LW01 LP01 LW02 LP02 LW04 LF01 LW05 LF02 LW06 LF03 LW07 LN01 LA01 LA02			
3 Select an edge <a href="#">View edge details</a>	Edge	N/A	Edge	N/A	Edge	N/A			
4 Select hardware <a href="#">View hardware details</a>	Push to Open Standard: Optional Hardware Below	Push to Open Standard: Optional Hardware Below		Push to Open Standard: Optional Hardware Below		Push to Open Standard: Optional Hardware Below			

## Product features.

- Build your credenza based on your storage needs. Specify cases left to right based on above illustration.
- Mitered case construction utilizing 5/8" material
- Product ships assembled
- Dividers and shelves are finished to match case
- Bumper Pads keep unit in place

### NOTES

- Unit designed for open plan use.
- Unit is not connected with fasteners unless specified

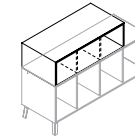
## Options.

### CONFIGURED STORAGE - 14" HEIGHT CASE (SPECIFICATION REQUIRED)

- Specify location of each pedestal from left to right, see page 9 for Accent Finish pricing for Configured Storage.
- 15" Configured Storage
- OPS1415: 15" Width Open Storage - \$100
  - SLD1415: 15" Width Sliding Door - \$250
  - P1HD1415: 15" Width Hinged Door - \$200
  - P1S1415: 15" Width Shelf - \$95
- 30" Configured Storage
- OPS1430: 30" Width Open Storage - \$100
  - P1S1430: 30" Width Shelf - \$125
- MOD-OP: Open storage case front and back. Modify to open case both sides, delete back panel (includes middle partition) - Deduct \$50. Not available with doors; Only compatible with P1S1415 15" Width

# Chameleon.

45" Sit-On Storage  
Modular Case



1 Select a model  
w" x d" x h"

weight

45 x 22 x 14 CHM4514SO600W 1406

Premium Veneer Chassis  
Ganging Unit

CHM4514SO600P 1547

High Pressure Laminate Chassis  
Ganging Unit

CHM4514SO600G 1245

[View statement of line](#)

Forbo Marmoleum Chassis  
Solid Wood Legs

"F" Option N/A

2 Select a finish  
[View finish details](#)

Case Finishes

- WWP PO01
- PM01 PO02
- PM02 PO03
- PM03 PO04
- PM04 PO05
- PM05 PO06
- PM06 PO07
- PM07 PO08
- PM08 PO09
- PM10

Case Finishes

- WOW
- WNO
- WSO
- WLA

Case Finishes

- GWL LW01
- LP01 LW02
- LP02 LW04
- LF01 LW05
- LF02 LW06
- LF03 LW07
- LN01
- LA01
- LA02

3 Select a edge  
[View edge details](#)

Edge  
N/A

Edge  
N/A

Edge  
N/A

4 Select hardware  
[View hardware details](#)

Push to Open Standard:  
Optional Hardware Below



Push to Open Standard:  
Optional Hardware Below



Push to Open Standard:  
Optional Hardware Below



## Product features.

- 4" belt line cavity for wire management
- Build your credenza based on your storage needs. Specify cases left to right based on above illustration.
- Mitered case construction utilizing 5/8" material
- Product ships assembled
- Dividers and shelves are finished to match case
- Bumper Pads keep unit in place

### NOTES

- Unit designed for open plan use.
- Sliding door only available on side by side open storage
- Unit is not connected with fasteners unless specified

## Options.

### CONFIGURED STORAGE (SPECIFICATION REQUIRED) - 14" HEIGHT CASE

Specify location of each pedestal from left to right, see page 9 for

Accent Finish pricing for Configured Storage.

15" Configured Storage

- OPS1415: 15" Width Open Storage - \$100
- SLD1415: 15" Width Sliding Door - \$250
- P1HD1415: 15" Width Hinged Door - \$200
- P1S1415: 15" Width Shelf - \$95

30" Configured Storage

- OPS1430: 30" Width Open Storage - \$100
- P1S1430: 30" Width Shelf - \$125


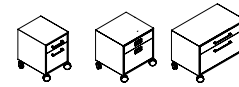
- MOD-OP: Open storage case front and back. Modify to open case both sides, delete back panel (includes middle partition) - Deduct \$50. Not available with doors; Only compatible with P1S1415 15" Width

# Chameleon.

Mobile Pedestals

Open Plan Mobile Desk Pedestal With Casters

optional top organizer



1 Select a model  
w" x d" x h"

weight	Standard Veneer Pedestal	Premium Veneer Pedestal	High Pressure Laminate Pedestal	Forbo Marmoleum Pedestal
<b>Box/File</b> 16 x 20 x 21	CHM1620PD423W 1572	CHM1620PD423P 1730	CHM1620PD423G 1453	"F" Option N/A
<b>Box/Drop Down Door</b> 20 x 20 x 21	CHM2020PD422W 1633	CHM2020PD422P 1797	CHM2020PD422G 1507	"F" Option N/A
30 x 20 x 21	CHM3020PD421W 1818	CHM3020PD421P 2000	CHM3020PD421G 1682	"F" Option N/A

[View statement of line](#)

## Product features.

- Anti-tilt safety feature
- Finished all sides and top - open plan

## Options.

### CUSHION

- BC16: Bench Cushion
- Specify fabric grade (1 yd. required) Recommended on 14" credenza to achieve 17" Seat Height

### TOP ACCESSORY TRAY

- SOWT1: Wood Tray Accessory - \$240
- SOLT1: High Pressure Laminate Tray Accessory - \$195

2 Select a finish  
[View finish details](#)

### Case Finishes

- WWP PO01
- PM01 PO02
- PM02 PO03
- PM03 PO04
- PM04 PO05
- PM05 PO06
- PM06 PO07
- PM07 PO08
- PM08 PO09
- PM10

### Case Finishes

- WOW
- WNO
- WSO
- WLA

### Case Finishes

- GWL LW01
- LP01 LW02
- LP02 LW04
- LF01 LW05
- LF02 LW06
- LF03 LW07
- LN01
- LA01
- LA02

3 Select an edge  
[View edge details](#)

Edge  
N/A

Edge  
N/A

Edge  
N/A

4 Select hardware  
[View hardware details](#)

Push to Open Standard:  
Optional Hardware Below



Push to Open Standard:  
Optional Hardware Below



Push to Open Standard:  
Optional Hardware Below



## BC16 Cushion fabric grades.


COM	COL	1	2	3
224	243	261	279	297
4	5	6	7	8
315	333	351	369	387
9	10	11/ L1	12	13/ L2
405	423	441	459	495



# Chameleon.

30" Single Height Wall Hung Overheads  
14" D Open Storage Cabinet



1 Select a model w" x d" x h"	weight	Standard Veneer Top	Premium Veneer Chassis	High Pressure Laminate Top	Forbo Marmoleum Top
		Standard Veneer Chassis	Premium Veneer Chassis	High Pressure Laminate Chassis	Forbo Marmoleum Chassis
2 Section 30 x 14 x 14		CHM3014WH332W 969	CHM3014WH332P 1066	CHM3014WH332G 786	"F" Option N/A
2 Select a finish View finish details		Case Finishes WWP PO01 PM01 PO02 PM02 PO03 PM03 PO04 PM04 PO05 PM05 PO06 PM06 PO07 PM07 PO08 PM08 PO09 PM10	Case Finishes WOW WNO WSO WLA	Case Finishes GWL LW01 LP01 LW02 LP02 LW04 LF01 LW05 LF02 LW06 LF03 LW07 LN01 LA01 LA02	
3 Select an edge View edge details		Edge N/A	Edge N/A	Edge N/A	
4 Select hardware View hardware details		 Touch Latch			

[View statement of line](#)

## Product features.

- Build your wall hung overhead based on your storage needs. Specify overheads based on above illustration.
- Interior cabinet depth 12"
- Mitered case construction utilizing 5/8" material
- Mounting wall rail included
- Product ships assembled

### NOTES

- 2 Section available with 15" sliding door
- Proper installation is critical to ensure safety from possible falling cabinets. The factory assumes no liability for damage or injury from the following: installation into non-load bearing or unlevel walls. Improper fasteners used in installation. Overloading of cabinets resulting in failures of wall and surrounding structures, fasteners, or cabinet construction. Misuse of cabinets for intended purposes.

## Options.

### STORAGE (SPECIFICATION REQUIRED)

- 15" Storage
- OPWH1415: 15" Width Open Storage - \$75
  - HDSWH1415: 15" Width Hinged Door - \$125
  - SLDWH1415: - 15" Width Sliding Door - \$200
- 30" Storage
- LUDWH1430: 30" Width Lift Up Door - \$250
  - P1DDWH1430: 30" Width Drop Door - \$450

### TASK LIGHTING (RECESSED)

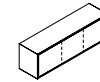
- Overhead tasklight cord is located on the right facing side. If the opposite location is required please contact customer service.
- LT-LED24R: 24" LED Task light - \$180
  - LC24: Linking Task light - \$20


### DOOR LOCK

- D2: Door/ Lock (locks 1 door) - \$100 each

# Chameleon.

45" Single Height Wall Hung Overheads  
14" D Open Storage Cabinet



1 Select a model w" x d" x h"	weight	Standard Veneer Top	Premium Veneer Chassis	High Pressure Laminate Top	Forbo Marmoleum Top
		Standard Veneer Chassis	Premium Veneer Chassis	High Pressure Laminate Chassis	Forbo Marmoleum Chassis
<b>3 Section</b> 45 x 14 x 14		CHM4514WH332W 1386	CHM4514WH332P 1525	CHM4514WH332G 1152	"F" Option N/A
<b>2 Select a finish</b> View finish details	Case Finishes WWP PO01 PM01 PO02 PM02 PO03 PM03 PO04 PM04 PO05 PM05 PO06 PM06 PO07 PM07 PO08 PM08 PO09 PM10	Case Finishes WOW WNO WSO WLA	Case Finishes GWL LW01 LP01 LW02 LP02 LW04 LF01 LW05 LF02 LW06 LF03 LW07 LN01 LA01 LA02		
<b>3 Select a edge</b> View edge details	Edge N/A	Edge N/A	Edge N/A		
<b>4 Select hardware</b> View hardware details	 Touch Latch				

[View statement of line](#)

## Product features.

- Build your wall hung overhead based on your storage needs. Specify overheads based on above illustration.
- Interior cabinet depth 12"
- Mitered case construction utilizing 5/8" material
- Mounting wall rail included
- Product ships assembled

### NOTES

- 3 Section Overhead Available with 1 or 2 Sliding Doors
- Proper installation is critical to ensure safety from possible falling cabinets. The factory assumes no liability for damage or injury from the following: installation into non-load bearing or unlevel walls. Improper fasteners used in installation. Overloading of cabinets resulting in failures of wall and surrounding structures, fasteners, or cabinet construction. Misuse of cabinets for intended purposes.

## Options.

### STORAGE (SPECIFICATION REQUIRED)

- 15" Storage
- OPWH1415: 15" Width Open Storage - \$75
  - HDSWH1415: 15" Width Hinged Door - \$125
  - SLDWH1415: - 15" Width Sliding Door - \$200
- 30" Storage
- OPWH1430: 30" Width Open Storage - \$75
  - LUDWH1430: 30" Width Lift Up Door - \$250
  - P1DDWH1430: 30" Width Drop Door - \$450

### TASK LIGHTING (RECESSED)

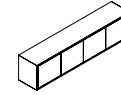
- Overhead tasklight cord is located on the right facing side. If the opposite location is required please contact customer service.
- LT-LED24R: 24" LED Task light - \$180
  - LC24: Linking Task light - \$20


### DOOR LOCK

- D2: Door/ Lock (locks 1 door) - \$100 each

# Chameleon.

60" Single Height Wall Hung Overheads  
14" D Open Storage Cabinet



1 Select a model w" x d" x h"	weight	Standard Veneer Top	Premium Veneer Chassis	High Pressure Laminate Top	Forbo Marmoleum Top
		Standard Veneer Chassis	Premium Veneer Chassis	High Pressure Laminate Chassis	Forbo Marmoleum Chassis
4 Section 60 x 14 x 14		CHM6014WH332W 1527	CHM6014WH332P 1680	CHM6014WH332G 1256	"F" Option N/A
2 Select a finish <i>View finish details</i>	Case Finishes	WWP PO01 PM01 PO02 PM02 PO03 PM03 PO04 PM04 PO05 PM05 PO06 PM06 PO07 PM07 PO08 PM08 PO09 PM10	Case Finishes WOW WNO WSO WLA	Case Finishes GWL LW01 LP01 LW02 LP02 LW04 LF01 LW05 LF02 LW06 LF03 LW07 LN01 LA01 LA02	
3 Select an edge <i>View edge details</i>	Edge	N/A	N/A	N/A	
4 Select hardware <i>View hardware details</i>	 Touch Latch				

[View statement of line](#)

## Product features.

- Build your wall hung overhead based on your storage needs. Specify overheads based on above illustration.
- Interior cabinet depth 12"
- Mitered case construction utilizing 5/8" material
- Mounting wall rail included
- Product ships assembled

### NOTES

- 4 Section Overhead Available with 1 or 2 Sliding Doors
- Proper installation is critical to ensure safety from possible falling cabinets. The factory assumes no liability for damage or injury from the following: installation into non-load bearing or unlevel walls. Improper fasteners used in installation. Overloading of cabinets resulting in failures of wall and surrounding structures, fasteners, or cabinet construction. Misuse of cabinets for intended purposes.

## Options.

### STORAGE (SPECIFICATION REQUIRED)

- 15" Storage
- OPWH1415: 15" Width Open Storage - \$75
  - HDSWH1415: 15" Width Hinged Door - \$125
  - SLDWH1415: - 15" Width Sliding Door - \$200
- 30" Storage
- OPWH1430: 30" Width Open Storage - \$75
  - LUDWH1430: 30" Width Lift Up Door - \$250
  - P1DDWH1430: 30" Width Drop Door - \$450
  - SLDWH3015: - 30" Width Sliding Door - \$250

### TASK LIGHTING (RECESSED)

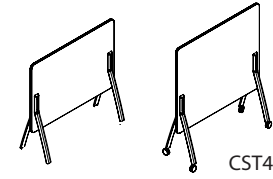
- Overhead tasklight cord is located on the right facing side. If the opposite location is required please contact customer service.
- LT-LED48R: 48" LED Task light - \$235
  - LC24: Linking Task light - \$20

### DOOR LOCK

- D2: Door/ Lock (locks 1 door) - \$100 each

# Chameleon.

Freestanding Screen - 40"W x 56"H  
Screen with Solid Wood Legs



CST4 optional caster

1 Select a model		Fabric Tack Board Solid Wood Legs		Magnetic Marker Board Solid Wood Legs		White Acrylic Board Solid Wood Legs	
w" x d" x h"	weight						
40 x 18.5 x 56		CHM4056FT539	1842	CHM4056MB539	2090	CHM4056AB539	1930
2 Select a finish		Leg Finishes		Leg Finishes		Leg Finishes	
<a href="#">View finish details</a>		WOW PO07 WNO PO08 WSO PO09 WLA PO01 PO02 PO03 PO04 PO05 PO06		WOW PO06 WLA PO07 WNO PO08 WSO PO09 PO01 PO02 PO03 PO04 PO05		WOW PO06 WLA PO07 WNO WSO PO01 PO02 PO03 PO04 PO05	
3 Select an edge		Edge		Edge		Edge	
<a href="#">View edge details</a>		N/A		N/A		N/A	
4 Select hardware		N/A		N/A		N/A	
<a href="#">View hardware details</a>							

[View statement of line](#)

## Product features.

- Freestanding screen with the option of a fabric tack board, fabric magnetic board and magnetic marker board
- Solid steam bent leg with insert detail
- Inserts are standard veneer finished to match legs
- Legs are solid ash or walnut based on finish selection

### NOTES

- Fabric board: 2.5 yds
- Carton weight: 60 lbs

## Options.

### MOBILE SCREEN /ADD CASTER

- CST4: Add casters to screen Legs - \$200

### CONTRASTING LEG INSERTS

- Specify contrasting leg insert. Select any leg finish - \$120
- FLI01: Felt Leg Insert (specify color) - \$120

### MAGNETIC METAL TRAY

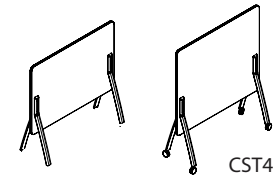
- MUT18: 18" White Magnetic Metal Tray - \$250
- Available on Fabric Magnetic and Magnetic Boards
- Specify Premium Metal Finish Color on Tray: \$60
- MFS: Silver, MFMB: Matte Black, MFGG: Graphite Gray, MFSS: Salmon Sienna, MFSA: Surfing Aquavert, MFPS: Pistachio, MFOS: Oyster, MFNA: Navy, MFOL: Olive, MFGB: Grey Beige

## Fabric Grades

COM	COL	1	2	3
1846	N/A	1939	1985	2031
4	5	6	7	8
2077	2123	2169	2215	2261
9	10	11	12	13
2307	2353	2399	2445	2537

# Chameleon.

Freestanding Screen - 54"W x 56"H  
Screen with Solid Wood Legs



CST4 optional caster

1 Select a model		Fabric Tack Board		Magnetic Marker Board		White Acrylic Board	
w" x d" x h"		Solid Wood Legs		Solid Wood Legs		Solid Wood Legs	
54 x 18.5 x 56		CHM5456FT539 1939		CHM5456MB539 2319		CHM5456AB539 2065	
2 Select a finish		Leg Finishes		Leg Finishes		Leg Finishes	
View finish details		WOW PO07		WOW PO06		WOW PO06	
		WNO PO08		WLA PO07		WLA PO07	
		WSO PO09		WNO PO08		WNO	
				WSO PO09		WSO	
				PO01		PO01	
				PO02		PO02	
				PO03		PO03	
				PO04		PO04	
				PO05		PO05	
				PO06			
3 Select a edge		Edge		Edge		Edge	
View edge details		N/A		N/A		N/A	
4 Select hardware		N/A		N/A		N/A	
View hardware details							

[View statement of line](#)

## Product features.

- Freestanding screen with the option of a fabric tack board, fabric magnetic board and magnetic marker board
- Solid steam bent leg with insert detail
- Inserts are standard veneer finished to match legs
- Legs are solid ash or walnut based on finish selection

### NOTES

- Fabric board: 3.25 yds
- Carton weight: 80 lbs

## Options.

### MOBILE SCREEN /ADD CASTER

- CST4: Add casters to screen Legs - \$200

### CONTRASTING LEG INSERTS

- Specify contrasting leg insert. Select any leg finish - \$120
- FLI01: Felt Leg Insert (specify color) - \$120

### MAGNETIC METAL TRAY

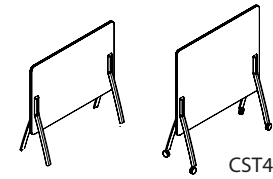
- MUT18: 18" White Magnetic Metal Tray - \$250
- Available on Fabric Magnetic and Magnetic Boards
- Specify Premium Metal Finish Color on Tray: \$60
- MFS: Silver, MFMB: Matte Black, MFGG: Graphite Gray, MFSS: Salmon Sienna, MFSA: Surfing Aquavert, MFPS: Pistachio, MFOS: Oyster, MFNA: Navy, MFOL: Olive, MFGB: Grey Beige

## Fabric Grades

COM	COL	1	2	3
1943	N/A	2063	2122	2181
4	5	6	7	8
2240	2299	2358	2417	2476
9	10	11	12	13
2535	2594	2653	2712	2830

# Chameleon.

Freestanding Screen - 40"W x 66"H  
Screen with Solid Wood Legs



CST4 optional caster

1 Select a model		Fabric Tack Board Solid Wood Legs		Magnetic Marker Board Solid Wood Legs		White Acrylic Board Solid Wood Legs	
w" x d" x h"	weight						
40 x 18.5 x 66		CHM4066FT539	1905	CHM4066MB539	2116	CHM4066AB539	2000
2 Select a finish		Leg Finishes		Leg Finishes		Leg Finishes	
<a href="#">View finish details</a>		WOW PO07		WOW PO06		WOW PO06	
		WNO PO08		WLA PO07		WLA PO07	
		WSO PO09		WNO PO08		WNO	
				WSO PO09		WSO	
				PO01		PO01	
				PO02		PO02	
				PO03		PO03	
				PO04		PO04	
				PO05		PO05	
				PO06			
3 Select a edge		Edge		Edge		Edge	
<a href="#">View edge details</a>		N/A		N/A		N/A	
4 Select hardware		N/A		N/A		N/A	
<a href="#">View hardware details</a>							

[View statement of line](#)

## Product features.

- Freestanding screen with the option of a fabric tack board, fabric magnetic board and magnetic marker board
- Solid steam bent leg with insert detail
- Inserts are standard veneer finished to match legs
- Legs are solid ash or walnut based on finish selection

### NOTES

- Fabric board: 2.5 yds
- Carton weight: 70 lbs

## Options.

### MOBILE SCREEN /ADD CASTER

- CST4: Add casters to screen Legs - \$200

### CONTRASTING LEG INSERTS

- Specify contrasting leg insert. Select any leg finish - \$120
- FLI01: Felt Leg Insert (specify color) - \$120

### MAGNETIC METAL TRAY

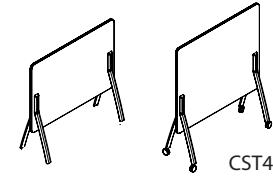
- MUT18: 18" White Magnetic Metal Tray - \$250
- Available on Fabric Magnetic and Magnetic Boards
- Specify Premium Metal Finish Color on Tray: \$60
- MFS: Silver, MFMB: Matte Black, MFGG: Graphite Gray, MFSS: Salmon Sienna, MFSA: Surfing Aquavert, MFPS: Pistachio, MFOS: Oyster, MFNA: Navy, MFOL: Olive, MFGB: Grey Beige

## Fabric Grades

COM	COL	1	2	3
1908	N/A	2001	2047	2093
4	5	6	7	8
2139	2185	2231	2277	2323
9	10	11	12	13
2369	2415	2461	2507	2599

# Chameleon.

Freestanding Screen - - 54"W x 66"H  
Screen with Solid Wood Legs



CST4 optional caster

1 Select a model		Fabric Tack Board Solid Wood Legs		Magnetic Marker Board Solid Wood Legs		White Acrylic Board Solid Wood Legs	
w" x d" x h"	weight						
54 x 18.5 x 66		CHM5466FT539	2009	CHM5466MB539	2350	CHM5466AB539	2144
2 Select a finish		Leg Finishes		Leg Finishes		Leg Finishes	
<a href="#">View finish details</a>		WOW	PO07	WOW	PO06	WOW	PO06
		WNO	PO08	WLA	PO07	WLA	PO07
		WSO	PO09	WNO	PO08	WNO	
		WLA		WSO	PO09	WSO	
		PO01		PO01		PO01	
		PO02		PO02		PO02	
		PO03		PO03		PO03	
		PO04		PO04		PO04	
		PO05		PO05		PO05	
		PO06					
3 Select a edge		Edge		Edge		Edge	
<a href="#">View edge details</a>		N/A		N/A		N/A	
4 Select hardware		N/A		N/A		N/A	
<a href="#">View hardware details</a>							

[View statement of line](#)

## Product features.

- Freestanding screen with the option of a fabric tack board, fabric magnetic board and magnetic marker board
- Solid steam bent leg with insert detail
- Inserts are standard veneer finished to match legs
- Legs are solid ash or walnut based on finish selection

### NOTES

- Fabric board: 3.25 yds
- Carton weight: 90 lbs

## Options.

### MOBILE SCREEN /ADD CASTER

- CST4: Add casters to screen Legs - \$200

### CONTRASTING LEG INSERTS

- Specify contrasting leg insert. Select any leg finish - \$120
- FLI01: Felt Leg Insert (specify color) - \$120

### MAGNETIC METAL TRAY

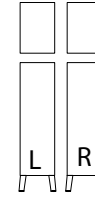
- MUT18: 18" White Magnetic Metal Tray - \$250
- Available on Fabric Magnetic and Magnetic Boards
- Specify Premium Metal Finish Color on Tray: \$60
- MFS: Silver, MFMB: Matte Black, MFGG: Graphite Gray, MFSS: Salmon Sienna, MFSA: Surfing Aquavert, MFPS: Pistachio, MFOS: Oyster, MFNA: Navy, MFOL: Olive, MFGB: Grey Beige

## Fabric Grades

COM	COL	1	2	3
2014	N/A	2134	2193	2252
4	5	6	7	8
2311	2370	2429	2488	2547
9	10	11	12	13
2606	2665	2724	2783	2901

# Chameleon.

Vertical Half Tower  
Storage - Panel Door



[View statement of line](#)

1 Select a model w" x d" x h"	weight	Standard Veneer Chassis Solid Wood Legs		Premium Veneer Chassis Solid Wood Legs		High Pressure Laminate Chassis Solid Wood Legs		Forbo Marmoleum Chassis Solid Wood Legs	
		<b>Door Hinged Left</b> 15 x 22 x 56 15 x 22 x 70 <b>Door Hinged Right</b> 15 x 22 x 56 15 x 22 x 70		CHM1556TW610W 2125 CHM1570TW610W 2325 CHM1556TW611W 2125 CHM1570TW611W 2325	CHM1556TW610P 2338 CHM1570TW610P 2558 CHM1556TW611P 2338 CHM1570TW611P 2558	CHM1556TW610G 1922 CHM1570TW610G 2124 CHM1556TW611G 1922 CHM1570TW611G 2124		"F" Option N/A "F" Option N/A "F" Option N/A "F" Option N/A	
2 Select a finish <a href="#">View finish details</a>		Case Finishes WWP PO01 PM01 PO02 PM02 PO03 PM03 PO04 PM04 PO05 PM05 PO06 PM06 PO07 PM07 PO08 PM08 PO09 PM10 Edge N/A	Leg Finishes WOW PO06 WLA PO07 WNO PO08 WSO PO09 PO01 PO02 PO03 PO04 PO05	Case Finishes WOW WNO WSO WLA Edge N/A	Leg Finishes WOW PO06 WLA PO07 WNO PO08 WSO PO09 PO01 PO02 PO03 PO04 PO05	Case Finishes GWL LW01 LP01 LW02 LP02 LW04 LF01 LW05 LF02 LW06 LF03 LW07 LN01 LA01 LA02 Edge N/A	Leg Finishes WOW PO06 WLA PO07 WNO PO08 WSO PO09 PO01 PO02 PO03 PO04 PO05		
3 Select an edge <a href="#">View edge details</a>									
4 Select hardware <a href="#">View hardware details</a>		Push to Open Standard: Optional Hardware Below 	Push to Open Standard: Optional Hardware Below 	Push to Open Standard: Optional Hardware Below 					

## Product features.

- 56" has 3 finished adjustable shelves
- 70" has 1 fixed and 3 adjustable finished shelves
- Mitered case construction utilizing 5/8" material
- Product ships assembled
- Solid wood legs

### NOTES

- Unit designed for open plan use.
- 56" H Interior Measurements for: 16-5/8" W x 20-5/8" D x 47-5/8" H
- 70" H Interior Measurements for: 16-5/8" W x 20-5/8" D x 61-5/8" H

## Options.

### DOOR

- D2: Door/ Lock (locks 1 door or 1 pedestal) - \$100 each
- D6: Delete doors - n/c
- D9SC: Soft Close Door Hinges - \$35 per door

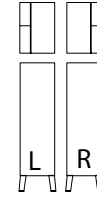
### GROMMETS (FOR GANGING)

- Vertical sleeve grommet, template provided for field installation
- TM60: Vertical Grommet Sleeve - \$50



# Chameleon.

Vertical Half Tower  
Storage Wardrobe - Panel Door



[View statement of line](#)

1 Select a model w" x d" x h"	weight	Standard Veneer Chassis Solid Wood Legs		Premium Veneer Chassis Solid Wood Legs		High Pressure Laminate Chassis Solid Wood Legs		Forbo Marmoleum Chassis Solid Wood Legs	
		<b>Door Hinged Left</b> 15 x 22 x 56 15 x 22 x 70 <b>Door Hinged Right</b> 15 x 22 x 56 15 x 22 x 70		CHM1556TW612W 2333 CHM1570TW612W 2533 CHM1556TW613W 2333 CHM1570TW613W 2533	CHM1556TW612P 2567 CHM1570TW612P 2786 CHM1556TW613P 2567 CHM1570TW613P 2787	CHM1556TW612G 2130 CHM1570TW612G 2332 CHM1556TW613G 2130 CHM1570TW613G 2332		"F" Option N/A "F" Option N/A "F" Option N/A "F" Option N/A	
2 Select a finish <a href="#">View finish details</a>		Case Finishes    Leg Finishes WWP    PO01    WOW    PO06 PM01    PO02    WLA    PO07 PM02    PO03    WNO    PO08 PM03    PO04    WSO    PO09 PM04    PO05    PO01 PM05    PO06    PO02 PM06    PO07    PO03 PM07    PO08    PO04 PM08    PO09    PO05 PM10	Case Finishes    Leg Finishes WOW    WOW    PO06 WNO    WLA    PO07 WSO    WNO    PO08 WLA    WSO    PO09	Case Finishes    Leg Finishes GWL    LW01    WOW    PO06 LP01    LW02    WLA    PO07 LP02    LW04    WNO    PO08 LF01    LW05    WSO    PO09 LF02    LW06    PO01 LF03    LW07    PO02 LN01    PO03 LA01    PO04 LA02    PO05					
3 Select an edge <a href="#">View edge details</a>		Edge N/A	Edge N/A	Edge N/A					
4 Select hardware <a href="#">View hardware details</a>		Push to Open Standard: Optional Hardware Below 	Push to Open Standard: Optional Hardware Below 	Push to Open Standard: Optional Hardware Below 					

## Product features.

- 56" has 3 finished fixed shelves
- 70" has 1 fixed and 3 adjustable finished shelves
- Mitered case construction utilizing 5/8" material
- Product ships assembled
- Wardrobe w/ hook
- Solid wood legs

### NOTES

- Unit designed for open plan use.
- 56"H Interior Measurements
- Wardrobe: 4-1/2" x 20-5/8" x 47-5/8". Storage: 9-1/8" x 20-5/8" x 47-5/8"
- 70"H Interior Measurements
- Wardrobe: 4-1/2" x 20-5/8" x 61-5/8". Storage: 9-1/8" x 20-5/8" x 61-5/8"

## Options.

### DOOR

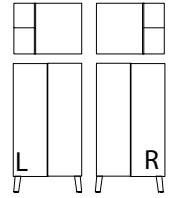
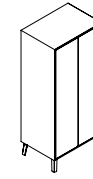
- D2: Door/ Lock (locks 1 door or 1 pedestal) - \$100 each
- D6: Delete doors - n/c
- D9SC: Soft Close Door Hinges - \$35 per door

### GROMMETS (FOR GANGING)

- Vertical sleeve grommet, template provided for field installation
- TM60: Vertical Grommet Sleeve - \$50

# Chameleon.

Vertical Full Tower  
Storage Wardrobe - Panel Door



## 1 Select a model

w" x d" x h"

weight	Standard Veneer Chassis Solid Wood Legs		Premium Veneer Chassis Solid Wood Legs		High Pressure Laminate Chassis Solid Wood Legs		Forbo Marmoleum Chassis Solid Wood Legs	
	<b>Left Wardrobe</b> 30 x 22 x 56 30 x 22 x 70 <b>Right Wardrobe</b> 30 x 22 x 56 30 x 22 x 70	CHM3056TW615W 3034 CHM3070TW615W 3340 CHM3056TW616W 3034 CHM3070TW616W 3340	CHM3056TW615P 3338 CHM3070TW615P 3674 CHM3056TW616P 3338 CHM3070TW616P 3674	CHM3056TW615G 2725 CHM3070TW615G 3047 CHM3056TW616G 2725 CHM3070TW616G 3047	"F" Option N/A "F" Option N/A "F" Option N/A "F" Option N/A			

[View statement of line](#)

## Product features.

- 56" has 3 finished adjustable shelves
- 70" has 1 fixed and 3 adjustable finished shelves
- Mitered case construction utilizing 5/8" material
- Product ships assembled
- Wardrobe w/ coat rod & hook
- Solid wood legs

### NOTES

- Unit designed for open plan use.
- 56" H Interior Measurements
- Wardrobe: 9-3/8" x 20-5/8" x 47-5/8". Storage: 18-5/8" x 20-5/8" x 47-5/8"
- 70" H Interior Measurements
- Wardrobe: 9-3/8" x 20-3/8" x 61-5/8". Storage: 18-5/8" x 20-5/8" x 61-5/8"

## Options.

### DOOR

- D2: Door/ Lock (locks 1 door or 1 pedestal) - \$100 each
- D6: Delete doors - n/c
- D9SC: Soft Close Door Hinges - \$35 per door

### GROMMETS (FOR GANGING)

- Vertical sleeve grommet, template provided for field installation
- TM60: Vertical Grommet Sleeve - \$50

## 2 Select a finish

[View finish details](#)

Case Finishes	Leg Finishes	Case Finishes	Leg Finishes	Case Finishes	Leg Finishes
WWP	PO01	WOW	PO06	GWL	LW01
PM01	PO02	WLA	PO07	LP01	LW02
PM02	PO03	WNO	PO08	LP02	LW04
PM03	PO04	WSO	PO09	LF01	LW05
PM04	PO05	WLA	PO01	LF02	LW06
PM05	PO06		PO02	LF03	LW07
PM06	PO07		PO03	LN01	
PM07	PO08		PO04	LA01	
PM08	PO09		PO05	LA02	
PM10					

## 3 Select a edge

[View edge details](#)

Edge N/A	Edge N/A	Edge N/A
-------------	-------------	-------------

## 4 Select hardware

[View hardware details](#)

Push to Open Standard:  
Optional Hardware Below



Push to Open Standard:  
Optional Hardware Below



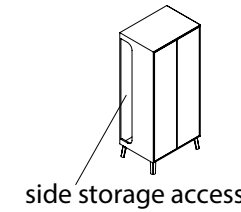
Push to Open Standard:  
Optional Hardware Below



# Chameleon.

Vertical Full Tower

Storage Side Access Wardrobe - Panel Door



## 1 Select a model

w" x d" x h"

weight	Standard Veneer Chassis		Premium Veneer Chassis		High Pressure Laminate Chassis		Forbo Marmoleum Chassis	
	Solid Wood Legs		Solid Wood Legs		Solid Wood Legs		Solid Wood Legs	
<b>Left Wardrobe</b>								
30 x 22 x 56	CHM3056TW617W	3116	CHM3056TW617P	3428	CHM3056TW617G	2768	"F" Option N/A	
30 x 22 x 70	CHM3070TW617W	3411	CHM3070TW617P	3752	CHM3070TW617G	3106	"F" Option N/A	
<b>Right Wardrobe</b>								
30 x 22 x 56	CHM3056TW618W	3085	CHM3056TW618P	3394	CHM3056TW618G	2768	"F" Option N/A	
30 x 22 x 70	CHM3070TW618W	3411	CHM3070TW618P	3753	CHM3070TW618G	3106	"F" Option N/A	

[View statement of line](#)

## Product features.

- 56" has 3 finished adjustable shelves
- 70" has 4 finished fixed shelves
- Mitered case construction utilizing 5/8" material
- Product ships assembled
- Side Access Wardrobe w/ coat rod & hook
- Solid wood legs

### NOTES

- Unit designed for open plan use.
- 56" H Interior Measurements
- Wardrobe: 28-5/8" x 7-1/4" x 47-5/8". Storage: 28-5/8" x 12-3/4" x 47-5/8"
- 70" H Interior Measurements
- Wardrobe: 28-5/8" x 7-1/4" x 61-5/8". Storage: 28-5/8" x 12-3/4" x 61-5/8"

## Options.

### DOOR

- D2: Door/ Lock (locks 1 door or 1 pedestal) - \$100 each
- D6: Delete doors - n/c
- D9SC: Soft Close Door Hinges - \$35 per door

### GROMMETS (FOR GANGING)

- Vertical sleeve grommet, template provided for field installation
- TM60: Vertical Grommet Sleeve - \$50

## 2 Select a finish

[View finish details](#)

Case Finishes	Leg Finishes	Case Finishes	Leg Finishes	Case Finishes	Leg Finishes
WWP	PO01	WOW	PO06	GWL	LW01
PM01	PO02	WLA	PO07	LP01	LW02
PM02	PO03	WNO	PO08	LP02	LW04
PM03	PO04	WSO	PO09	LF01	LW05
PM04	PO05			LF02	LW06
PM05	PO06			LF03	LW07
PM06	PO07			LN01	
PM07	PO08			LA01	
PM08	PO09			LA02	
PM10					

## 3 Select a edge

[View edge details](#)

## 4 Select hardware

[View hardware details](#)

Push to Open Standard:  
Optional Hardware Below



Push to Open Standard:  
Optional Hardware Below

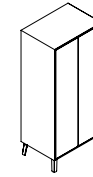


Push to Open Standard:  
Optional Hardware Below



# Chameleon.

Vertical Full Tower  
Storage - Panel Door



## 1 Select a model

w" x d" x h"

weight	Standard Veneer Chassis Solid Wood Legs		Premium Veneer Chassis Solid Wood Legs		High Pressure Laminate Chassis Solid Wood Legs		Forbo Marmoleum Chassis Solid Wood Legs	
	30 x 22 x 56	CHM3056TW614W	2948	CHM3056TW614P	3243	CHM3056TW614G	2654	"F" Option N/A
30 x 22 x 70	CHM3070TW614W	3154	CHM3070TW614P	3470	CHM3070TW614G	2960	"F" Option N/A	

[View statement of line](#)

## 2 Select a finish

[View finish details](#)

Case Finishes		Leg Finishes		Case Finishes		Leg Finishes		Case Finishes		Leg Finishes	
WWP	PO01	WOW	PO06	WOW	WOW	PO06	WOW	WOW	PO06	WOW	PO06
PM01	PO02	WLA	PO07	WNO	WLA	PO07	WNO	WLA	PO07	WLA	PO07
PM02	PO03	WNO	PO08	WSO	WNO	PO08	WSO	WNO	PO08	WNO	PO08
PM03	PO04	WSO	PO09	WLA	WSO	PO09	WLA	WSO	PO09	WNO	PO08
PM04	PO05	PO01			PO01		LF01	LW05	WSO	PO09	
PM05	PO06	PO02			PO02		LF02	LW06	PO01		
PM06	PO07	PO03			PO03		LF03	LW07	PO02		
PM07	PO08	PO04			PO04		LN01		PO03		
PM08	PO09	PO05			PO05		LA01		PO04		
PM10							LA02		PO05		

## 3 Select a edge

[View edge details](#)

Edge	Edge	Edge
N/A	N/A	N/A

## 4 Select hardware

[View hardware details](#)

Push to Open Standard: Optional Hardware Below	Push to Open Standard: Optional Hardware Below	Push to Open Standard: Optional Hardware Below
<p>PL - 406 Gloss White PL - 407 Matte Chrome</p> <p>PL - 506 Gloss White PL - 507 Matte Chrome</p>	<p>PL - 406 Gloss White PL - 407 Matte Chrome</p> <p>PL - 506 Gloss White PL - 507 Matte Chrome</p>	<p>PL - 406 Gloss White PL - 407 Matte Chrome</p> <p>PL - 506 Gloss White PL - 507 Matte Chrome</p>

## Product features.

- 56" has 3 finished fixed shelves
- 70" has 4 finished fixed shelves
- Mitered case construction utilizing 5/8" material
- Product ships assembled
- Solid wood legs

### NOTES

- Unit designed for open plan use.
- 56" H Interior Measurements
- Wardrobe: 28-5/8" x 20-5/8" x 47-5/8". Storage: 28-5/8" x 20-5/8" x 47-5/8"
- 70" H Interior Measurements
- Wardrobe: 28-5/8" x 20-5/8" x 47-5/8" Storage: 28-5/8" W x 20-5/8" D x 61-5/8" H

## Options.

### DOOR

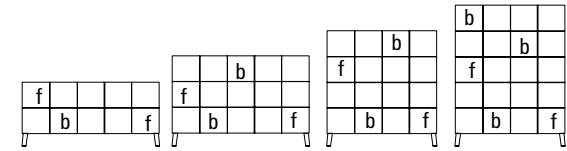
- D2: Door/ Lock (locks 1 door or 1 pedestal) - \$100 each
- D6: Delete doors - n/c
- D9SC: Soft Close Door Hinges - \$35 per door

### GROMMETS (FOR GANGING)

- Vertical sleeve grommet, template provided for field installation
- TM60: Vertical Grommet Sleeve - \$50

# Chameleon.

Open Plan Bookcase  
Fixed Type A Insert Placement



## 1 Select a model

w" x d" x h"

weight	Standard Veneer Chassis		Premium Veneer Chassis		High Pressure Laminate Chassis		Forbo Marmoleum Chassis	
	Solid Wood Legs		Solid Wood Legs		Solid Wood Legs		Solid Wood Legs	
75.5 x 15 x 35	CHM7635BK244W	2859	CHM7635BK244P	3145	CHM7635BK244G	2635	"F" Option N/A	
75.5 x 15 x 50	CHM7650BK244W	3205	CHM7650BK244P	3526	CHM7650BK244G	3004	"F" Option N/A	
61 x 15 x 63	CHM6163BK244W	3299	CHM6163BK244P	3629	CHM6163BK244G	3080	"F" Option N/A	
61 x 15 x 77	CHM6177BK244W	3657	CHM6177BK244P	4023	CHM6177BK244G	3427	"F" Option N/A	

[View statement of line](#)

## Product features.

- Mitered case construction utilizing 5/8" material
- Fixed veneer insert panels are placed to the front "f" or back "b" of the case
- Product ships assembled
- Solid wood legs
- Fixed Inserts match bookcase finish. For contrasting panels order removable inserts
- Solid wood legs

### NOTES

- Unit designed for open plan use.
- 75" x 35" bookcase has 3 fixed back inserts and 10 total cubbies
- 75" x 50" bookcase has 4 fixed back inserts and 15 total cubbies
- 61" x 63" bookcase has 4 fixed back inserts and 16 total cubbies
- 61" x 77" bookcase has 5 fixed back inserts and 20 total cubbies

## Options.

### BOOKCASE PANEL INSERTS (REMOVABLE)

- RV11: Removable Veneer Insert - \$180 ea.
- Specify Veneer: PM01, PM02, PM03, PM04, PM05, PM06, PM07, PM08, PM10 WNO, WOW, WSO, WLA
- RL11: Removable Laminate Insert - \$125 ea.
- Specify laminate: GWL, LP01, LP02, LF01, LF02, LF03, LN01, LA01, LA02, LW01, LW02, LW04, LW05, LW06, LW07
- RF11: Removable Felt Insert - \$215 ea.
- Specify Felt: FL01, FL02, FL03, FL04, FL05, FL06, FL07, FL08, FL09, FL10, FL11, FL12

## 2 Select a finish

[View finish details](#)

Case Finishes		Leg Finishes		Case Finishes		Leg Finishes		Case Finishes		Leg Finishes	
WWP	PO01	WOW	PO06	WOW	PO06	WOW	PO06	WOW	PO06	WOW	PO06
PM01	PO02	WLA	PO07	WNO	PO07	WNO	PO07	WNO	PO07	WNO	PO07
PM02	PO03	WNO	PO08	WSO	PO08	WSO	PO08	WSO	PO08	WSO	PO08
PM03	PO04	WSO	PO09	WLA	PO09	WLA	PO09	WLA	PO09	WLA	PO09
PM04	PO05	PO01			PO01		PO01		PO01		PO01
PM05	PO06	PO02			PO02		PO02		PO02		PO02
PM06	PO07	PO03			PO03		PO03		PO03		PO03
PM07	PO08	PO04			PO04		PO04		PO04		PO04
PM08	PO09	PO05			PO05		PO05		PO05		PO05
PM10											

## 3 Select a edge

[View edge details](#)

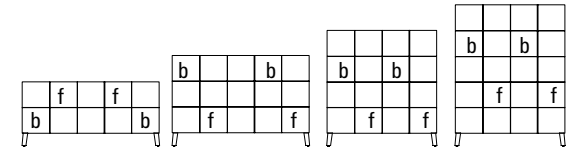
Edge	Edge	Edge
N/A	N/A	N/A

## 4

[View hardware details](#)

# Chameleon.

Open Plan Bookcase  
Fixed Type B Insert Placement



## 1 Select a model

w" x d" x h"

weight	Standard Veneer Chassis				Premium Veneer Chassis				High Pressure Laminate Chassis				Forbo Marmoleum Chassis			
	Solid Wood Legs				Solid Wood Legs				Solid Wood Legs				Solid Wood Legs			
75.5 x 15 x 35	CHM7635BK245W	2859	CHM7635BK245P	3145	CHM7635BK245G	2635	"F" Option N/A									
75.5 x 15 x 50	CHM7650BK245W	3205	CHM7650BK245P	3526	CHM7650BK245G	3004	"F" Option N/A									
61 x 15 x 63	CHM6163BK245W	3299	CHM6163BK245P	3629	CHM6163BK245G	3080	"F" Option N/A									
61 x 15 x 77	CHM6177BK245W	3605	CHM6177BK245P	3966	CHM6177BK245G	3375	"F" Option N/A									

[View statement of line](#)

## Product features.

- Mitered case construction utilizing 5/8" material
- Fixed insert panels are placed to the front "f" or back "b" of the case
- Product ships assembled
- Solid wood legs
- Fixed Inserts match bookcase finish. For contrasting panels order removable inserts

### NOTES

- Unit designed for open plan use.
- 75" x 35" bookcase has 4 fixed back inserts and 10 total cubbies
- 75" x 50" bookcase has 4 fixed back inserts and 15 total cubbies
- 61" x 63" bookcase has 4 fixed back inserts and 16 total cubbies
- 61" x 77" bookcase has 4 fixed back inserts and 20 total cubbies

## Options.

### BOOKCASE PANEL INSERTS (REMOVABLE)

- RV11: Removable Veneer Insert - \$180 ea.
- Specify Veneer: PM01, PM02, PM03, PM04, PM05, PM06, PM07, PM08, PM10 WNO, WOW, WSO, WLA
- RL11: Removable Laminate Insert - \$125 ea.
- Specify laminate: GWL, LP01, LP02, LF01, LF02, LF03, LN01, LA01, LA02, LW01, LW02, LW04, LW05, LW06, LW07
- RF11: Removable Felt Insert - \$215 ea.
- Specify Felt: FL01, FL02, FL03, FL04, FL05, FL06, FL07, FL08, FL09, FL10, FL11, FL12

## 2 Select a finish

[View finish details](#)

Case Finishes	Leg Finishes	Case Finishes	Leg Finishes	Case Finishes	Leg Finishes	Case Finishes	Leg Finishes		
WWP	PO01	WOW	PO06	WOW	PO06	GWL	LW01	WOW	PO06
PM01	PO02	WLA	PO07	WNO	PO07	LP01	LW02	WLA	PO07
PM02	PO03	WNO	PO08	WSO	PO08	LP02	LW04	WNO	PO08
PM03	PO04	WSO	PO09	WLA	PO09	LF01	LW05	WSO	PO09
PM04	PO05	PO01			PO01	LF02	LW06	PO01	
PM05	PO06	PO02			PO02	LF03	LW07	PO02	
PM06	PO07	PO03			PO03	LN01		PO03	
PM07	PO08	PO04			PO04	LA01		PO04	
PM08	PO09	PO05			PO05	LA02		PO05	
PM10									

## 3 Select a edge

[View edge details](#)

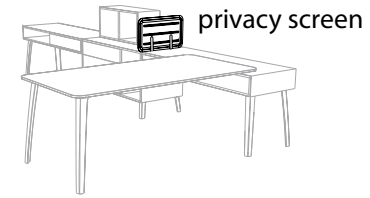
Edge	Edge	Edge
N/A	N/A	N/A

## 4

[View hardware details](#)

# Chameleon.

Interpersonal Screen  
Acoustic Interpersonal Screen



1 Select a model		Acoustic Interpersonal Screen							
w" x d" x h"	weight	White Mounting Bracket							
23" x 13.5		SAPS14	416						

2 Select a finish									
Metal finish									
MFW White (standard). Additional metal finishes are available, see options.									

3 Select a edge		Edge							
		N/A							

4 Select acoustic color		Hardware							
		N/A							

[View statement of line](#)

## Product features.

- Acoustic panels are double sided with rounded corners
- Specify only one between two inline units
- Acoustic material panels are Heather Gray or Charcoal Gray standard ; specify color
- Mounting brackets are standard white metal finish. See Premium Metal Finishes for options

## Options.

### PREMIUM METAL FINISHES

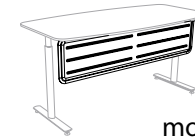
- Specify Screen Brackets Metal Finish Color: \$50
- MFS: Silver, MFMB: Matte Black, MFGG: Graphite Gray, MFSS: Salmon Sienna, MFSA: Surfin Aquavert, MFPS: Pistachio, MFOS: Oyster, MFNA: Navy, MFOL: Olive, MFGB: Grey Beige

### PREMIUM ACOUSTIC MATERIAL

- Specify Premium Acoustic Material Color
- 21, 35, 29, 39, 31, 18, 2, 37, 16, or 34
- Contact customer service for premium acoustic screens. when specifying a quantity of ten or less screens acoustic screens an upcharge will apply - \$250

# Chameleon.

Privacy Screen  
Acoustic Modesty



modesty

[View statement of line](#)

1 Select a model w" x d" x h"	weight	Acoustic Modesty White Mounting Bracket			
38.5" x 13.5	HMAP3814	450			
46.5 x 13.5	HMAP4614	468			
54.25 x 13.5	HMAP5414	468			

2 Select a finish <a href="#">View finish details</a>	
Metal finish MFW White (standard). Additional metal finishes are available, see options.	

3 Select a edge <a href="#">View edge details</a>	Edge
	N/A

4 Select acoustic color <a href="#">View hardware details</a>	Hardware
	N/A

## Product features.

- Acoustic panels are double sided with rounded corners
- Half modesty is mounted under worksurface and gives 13.5" of privacy below worksurface
- Acoustic material panels are Heather Gray or Charcoal Gray standard ; specify color
- Mounting brackets are standard white metal finish. See Premium Metal Finishes for options
- Specify panel that fits work surface top size

## Options.

### PREMIUM METAL FINISHES

- Specify Screen Brackets Metal Finish Color: \$50
- MFS: Silver, MFMB: Matte Black, MFGG: Graphite Gray, MFSS: Salmon Sienna, MFSA: Surfin Aquavert, MFPS: Pistachio, MFOS: Oyster, MFNA: Navy, MFOL: Olive, MFGB: Grey Beige

### PREMIUM ACOUSTIC MATERIAL

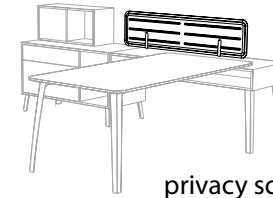
- Specify Premium Acoustic Material Color
- 21, 35, 29, 39, 31, 18, 2, 37, 16, or 34
- Contact customer service for premium acoustic screens. when specifying a quantity of ten or less screens acoustic screens an upcharge will apply - \$250



# Chameleon.

Privacy Screen

Acoustic Worksurface Interpersonal Screen



privacy screen

[View statement of line](#)

1 Select a model w" x d" x h"	weight Acoustic Worksurface Interpersonal Screen			
38.5" x 13.5	FAPS3814 468			
46.51 x 13.5	FAPS4614 468			
54.25 x 13.5	FAPS5414 468			

2 Select a finish <a href="#">View finish details</a>				
<b>Metal finish</b> MFW White (standard). Additional metal finishes are available, see options.				

3 Select a edge <a href="#">View edge details</a>	Edge			
	N/A			

4 Select acoustic color <a href="#">View hardware details</a>	Hardware			
	N/A			

## Product features.

- Acoustic panels are double sided with rounded corners
- Front Acoustic Screens are mounted on top of worksurface and gives 13.5" of privacy above worksurface
- Acoustic material panels are Heather Gray or Charcoal Gray standard ; specify color
- Mounting brackets are standard white metal finish. See Premium Metal Finishes for options
- Specify panel that fits work surface top size

## Options.

### PREMIUM METAL FINISHES

- Specify Screen Brackets Metal Finish Color: \$50
- MFS: Silver, MFMB: Matte Black, MFGG: Graphite Gray, MFSS: Salmon Sienna, MFSA: Surfin Aquavert, MFPS: Pistachio, MFOS: Oyster, MFNA: Navy, MFOL: Olive, MFGB: Grey Beige

### PREMIUM ACOUSTIC MATERIAL

- Specify Premium Acoustic Material Color
- 21, 35, 29, 39, 31, 18, 2, 37, 16, or 34
- Contact customer service for premium acoustic screens. when specifying a quantity of ten or less screens acoustic screens an upcharge will apply - \$250

Chameleon options.



COMPUTER SUPPORT  
*single monitor arm*

Style Number	List Price
MA1	280

Specifications

- Available in black or silver
- Desk clamp and grommet mounting included
- Easy assembly and flexibility
- Elastic painting process for a durable and beautiful finish
- Gas spring tension adjustment for counter-balance height adjustment for monitors 1-8 KG
- Gas spring tested to 50,000 repetitions
- Hidden cable management



COMPUTER SUPPORT  
*double monitor arm*

Style Number	List Price
MA2	450

Specifications

- Available in black or silver
- Desk clamp and grommet mounting included
- Easy assembly and flexibility
- Elastic painting process for a durable and beautiful finish
- Gas spring tension adjustment for counter-balance height adjustment for monitors 1-8 KG
- Gas spring tested to 50,000 repetitions
- Hidden cable management



COMPUTER SUPPORT  
*triple monitor arm*

Style Number	List Price
MA3	530

Specifications

- Available in black or silver
- Desk clamp and grommet mounting included
- Easy assembly and flexibility
- Elastic painting process for a durable and beautiful finish
- Gas spring tension adjustment for counter-balance height adjustment for monitors 1-8 KG
- Gas spring tested to 50,000 repetitions
- Hidden cable management



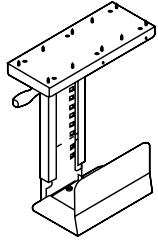
COMPUTER SUPPORT  
*quadruple monitor arm*

Style Number	List Price
MA4	705

Specifications

- Available in black
- Desk clamp and grommet mounting included
- Easy assembly and flexibility
- Elastic painting process for a durable and beautiful finish
- Gas spring tension adjustment for counter-balance height adjustment for monitors 1-8 KG
- Gas spring tested to 50,000 repetitions
- Hidden cable management

## Chameleon options.



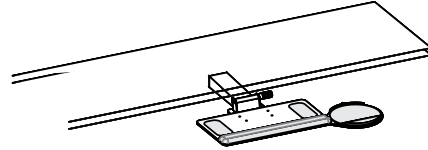
COMPUTER SUPPORT  
*cpu retractable cradle*

Style Number	List Price
K18	205

### Specifications

- Black Metal CPU Carriage
- Full 360° swivel capability allows easy access to rear of CPU for cables / wires
- Track allows 8- 1/2" extension
- Width Adjustment 5-1/2" to 9-1/4"
- Height adjustment 14- 5/8" to 20- 1/2"
- Black epoxy finish

- Notes
- Factory Installed



COMPUTER SUPPORT  
*articulating keyboard tray*

Style Number	List Price
Factory Installed K28	390
Field Installed K28F	415

### Specifications

- Adjusts effortlessly - A simple one-handed motion allows the keyboard to be repositioned instantly, without the use of locks or levers
- Encourages low-risk postures - Maximizes adjustability within a safe operating range.
- Will last a lifetime - Exceeds all applicable BIFMA Standards and comes with a lifetime guarantee.

- Notes
- Available on: Freestanding Desk
  - Factory Installed (standard)
  - FIELD INSTALL - \$395



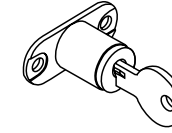
DOOR MODIFICATIONS  
*soft close door hinge*

Style Number	List Price
D9SC	35 Per door

### Specifications

- Snap onto standard door hinge
- Requires (2) per door
- Max door height 43"
- Factory installed where specified
- Individually shipped for field installation

- Notes
- Specify Each Item To Have Slow Close Feature



DOOR MODIFICATIONS  
*panel door lock*

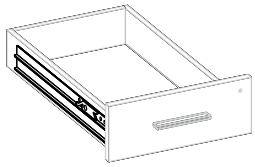
Style Number	List Price
D2-CHM	100 Per

### Specifications

- Door Locks - 1 Door w/ Lock or Pedestal
- Contact Customer Service regarding limited lock locations and keying.

- Notes
- Available on: Panel Doors and Drawers

## Chameleon options.



**DRAWER OPTIONS**  
*soft close suspension*

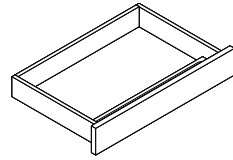
Style Number	List Price
SCS1	25 Per drawer

### Specifications

- Factory installed where specified

**Notes**

- Not recommended for field installation

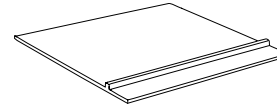


**DRAWER OPTIONS**  
*finished center drawer*

Style Number	List Price
K31	205
Add Skirt Option K31-SK	310

### Specifications

- Veneer drawer front finished to match unit W or G style veneer.
- Ball bearing smooth operation
- Drawer has lifetime guarantee
- Standard with matching wood grain pencil tray
- Laminate drawer front to match laminate unit (M style)



**DRAWER OPTIONS - BOTTOM COVER**  
*felt bottom center drawer insert liner*

Style Number	List Price
K3	100

### Specifications

- Inserts into center drawer and features divider for open pen and pencil storage. Removable for easy cleaning.
- Adds a luxurious touch to center drawers.
- Color: Dark Brown Coal



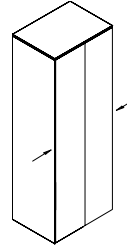
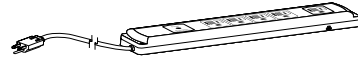
**GLASSBOARD ACCESSORIES**  
*glassboard accessory kit*

Style Number	List Price
GBKIT	275

### Specifications

- 8 Earth magnets, 1 magnetic marker cup holder and 1 magnetic dry eraser

## Chameleon options.



### RECESSED LIGHTING *lt-led task light*

Style Number	List Price
24" Task light LT-LED24R	180
48" Task light LT-LED48R	235
60" Task light LT-LED60R	295
72" Task light LT-LED72R	320

### Specifications

- 6.5' Power cord. Switch with touch dimmer
- 36 LEDs per foot
- 4.6 Watts per foot
- 91 Lumens per watt
- Please note when ganging.
- Overhead tasklight cord is located on the right facing side. If the opposite location is required please contact customer service.

### POWER / DATA *power supply cordset*

Style Number	List Price
PD717	100

### Specifications

- SIZE: 10.75" L x 2.0" W x 1.06" H
- (5) Outlets w/ 10' cord
- Surge suppression (720 Joules)
- 15 Amp breaker
- Available on: Vertical Panels, Cabinet Interiors, and under tops

### PRODUCT MODIFICATIONS *modify width - open/closed storage*

Style Number	List Price
MOD-2	250

### Specifications

- Modify width down on any unit with open or closed storage section: overheads, wall hung units, storage credenzas, towers

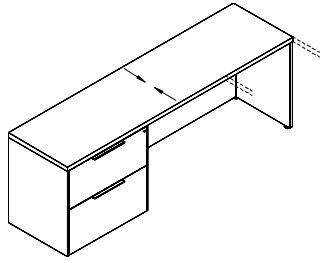
### PRODUCT MODIFICATIONS *modify width - outside of mod-1, mod-2*

Style Number	List Price
MOD-3	Contact for pricing

### Specifications

- Width modification outside of MOD-1 & MOD-2

## Chameleon options.



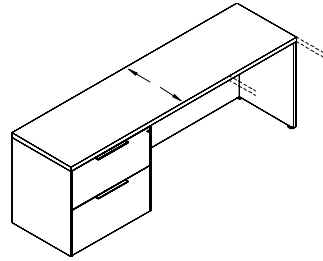
PRODUCT MODIFICATIONS  
*modify depth - decrease depth*

Style Number	List Price
MOD-5	125

### Specifications

- Modify depth down (minimum depth for a unit with drawers is 21" D)

Notes  
 - Ex. 24" to 21", 30" to 24", and 36" to 30"




PRODUCT MODIFICATIONS  
*modify depth - increase depth*

Style Number	List Price
MOD-6	Add 10%

### Specifications

- Increase depth by no more than 6"

Notes  
 - Ex. 24" to 30", 30" to 36", and 36" to 42"  
 - Add 10% to the unit you want to increase the depth of by no more than 6"



PRODUCT MODIFICATIONS  
*modify height*

Style Number	List Price
MOD-7	Contact for pricing

### Specifications

- Modify height of a unit

WIRE MANAGEMENT  
*horizontal j-channel wire management raceway*

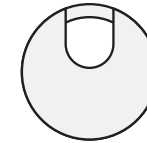
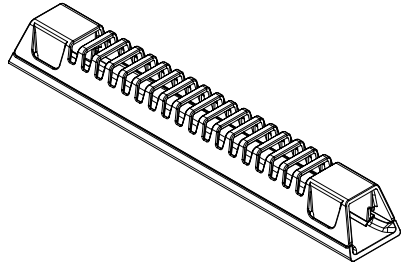
Style Number	List Price
W1	80 Per 4' section

### Specifications

- 4' section for field installation.  
 - The "J" shape black thermoplastic wire raceway may be added to specified worksurface tops to provide concealed channeling of wires to and from worksurface grommets. For use in open kneespace areas, raceway is attachable to top of back panel with pan head screws. Interior dimensions are 1" x 1- 1/2" providing ample storage for multiple wires and excess cable. Front of raceway flexes out for easy cord insertion.

Notes  
 - Units w/ Wire Channel Standard.  
 - Field Installation

## Chameleon options.



### WIRE MANAGEMENT *horizontal wire management raceway*

Style Number	List Price
W21	35

### Specifications

- 10"W x 1.5"D x 1.25"H
- Grey Wire Manager (10.5")
- Power and data cables can be discretely housed and managed with the W21 Gray Wire Manager. This can be mounted in any location to metal frame or underside of conference tables and runs cables through a 1" channel from power module to hollow steel legs. This keeps cables organized under the table top. Release clips make it simple to snap on and off the Wire Manager for easy organization and access after attached to the table

Notes  
- Field installed

### WIRE MANAGEMENT *horizontal u-channel wire management raceway*

Style Number	List Price
W2A	80 Per 4' section

### Specifications

- 4' section for field installation.
- Notes
- Units w/ Wire Channel Standard.
  - Field Installation

### WIRE MANAGEMENT *coil wire manager*

Style Number	List Price
W18	160

### Specifications

- Weighted Base, Table attachment plate
- 39- 1/2" Length
- Black

Notes  
- Location

### WIRE MANAGEMENT *standard location grommets - factory installed*

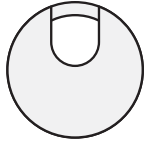
Style Number	List Price
Standard Location Grommet	
Black	
TM30	50
Silver	
TM31	50
Antique Brass	
TM33	50
White	
TM34	50

### Specifications

- 1 -5/8" Metal Grommet

Notes  
- \*Units w/ Grommets Standard Are Noted Under Standard Features. Grommets Match Pull Finish - Standard (Unless Specified Otherwise)

## Chameleon options.



### WIRE MANAGEMENT

*non-standard location grommets -  
factory installed*

Style Number	List Price
Non-Standard Location Grommet	
Black	
TM30 -NS	95
Silver	
TM31 -NS	95
Antique Brass	
TM33 -NS	95
White	
TM34 -NS	95

### Specifications

- 1 -5/8" Metal Grommet

#### Notes

- \*Units w/ Grommets Standard Are Noted Under Standard Features. Grommets Match Pull Finish - Standard (Unless Specified Otherwise)

### WIRE MANAGEMENT

*black plastic vertical surface grommets  
- factory installed*

Style Number	List Price
Standard Location Grommet	
TM50-C	50
Non-Standard Location Grommet	
TM50-NS	95

### Specifications

- 2 " Black Plastic Grommet

#### Notes

- Standard Location is Bottom Center



## power & data options.

Aircharge wireless charging grommet

Style Number	List Price
 ACWG WIRELESS GROMMET	\$195

## Specifications

- › When used with GROVE Tables an additional \$350 LIST will apply for the special cutout required.
- › AirCharge offers a convenient way to charge any Qi compatible smartphone or device without the need to carry charging cables or find an available power outlet.
- › The Aircharge is powered by the latest Qi compliant IC offering reliable and efficient wireless charging in a convenient 3" grommet hub. Simply place your phone on the Aircharge and an LED will confirm pairing and begin wireless charging.
- › Recess: Efficient space conservation and quick access
- › Input: DC 5V (with included AC power adapter), DC 9V, 1.67A (with optional QC 2.0 power adapter)
- › Output: 5 watts Max. with DC 5V, 2A power adapter, 10 watts Max. with QC 2.0 power adapter
- › Qi V1.2 compliant IC
- › Charging distance: 6mm Max.

Available: All DARRAN collections



## power & data options.

Cove power unit with daisylink

Style Number	List Price
--------------	------------

### STARTER UNITS



COV-DCH HARDWIRED	\$710
-------------------	-------

Includes (1) Cove unit with Hardwire Infeed - 120"



COV-DCP PLUG	\$800
--------------	-------

Includes (1) Cove unit with Plug infeed - Includes 72" Cord and 32" Infeed Jumper for 104" total cord infeed

### ADDITIONAL LINKING UNITS

COV-DCL	\$575 EACH
---------	------------

Includes Linking Cove unit and Jumper up to 96", cable length determined by the top size

## Specifications

- › Size: 5.75"L x 2.5"W
- › (2) 15 Amp Receptacles and (2) 2.1 Amp USB charging ports
- › Surface Mount
- › Max Daisy Chain - Hardwire - (9) units; Plug/Corded - (4) units
- › Standard Silver Finish, Available in White or Black Finish upon request
- › ETL Listed

Available: All DARRAN collections



## power & data options.

Cove power unit with daisylink

Style Number	List Price
--------------	------------

### STARTER UNITS



COV-DCH HARDWIRED	\$710
-------------------	-------

Includes (1) Cove unit with Hardwire Infeed - 120"



COV-DCP PLUG	\$800
--------------	-------

Includes (1) Cove unit with Plug infeed -  
Includes 72" Cord and 32" Infeed Jumper for  
104" total cord infeed

### ADDITIONAL LINKING UNITS

COV-DCL	\$575 EACH
---------	------------

Includes Linking Cove unit and Jumper up to  
96", cable length determined by the top size



## Specifications

- › Size: 5.75"L x 2.5"W
- › (2) 15 Amp Receptacles and (2) 2.1 Amp USB charging ports
- › Surface Mount
- › Max Daisy Chain - Hardwire - (9) units; Plug/Corded - (4) units
- › Standard Silver Finish, Available in White or Black Finish upon request
- › ETL Listed

Available: All DARRAN collections

## power & data options.

VILLA Power unit with daisylink

Style Number	List Price
STARTER UNITS	
VIL-DCH HARDWIRED	\$975
Includes (1) Villa unit with 120" Hardwire Infeed	
VIL-D-CP PLUG	\$975
Includes (1) Villa with Plug Infeed - Includes 72" Cord and 32" Infeed Jumper for 104" total cord infeed	
ADDITIONAL LINKING UNITS	
VIL-DCL ADDITIONAL	\$950
(Includes linking Villa and Jumper cable up to 96")	

## Specifications

- > Size: Top Grommet 5.68"L X 3.39"W; Under Top 12"L x 3.13"W x 3.08"D
- > (4) Power receptacles; (2) surface and (2) undersurface, (2) 2.1A USB charging ports and (1) Knockout for RJ45 Data Port
- > Surface Mount
- > Daisy Chain - Hardwire Max (10) Units, Plug/Corded Max (5) Units
- > Standard Silver Finish, Black Finish available upon request
- > UL or ETL Certified

Available: All DARRAN collections, excludes grove

RJ45 Knockout	
RJ45 (1)	\$35



# Rail open office price list

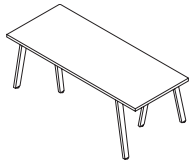


effective july 1, 2021

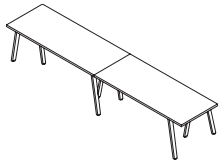
## Rail open table of contents

Statement of Line	
Features & Advantages .....	1
Wire Management .....	2
Finishes   Specifications .....	3
Edges   Pulls .....	4
Grommets   Grommet Reference .....	5
Metal Legs .....	6
Inline Workstations .....	7
Facing Workstations .....	10
Pedestals .....	13
Lockers .....	14
Options .....	17
Power & Data .....	22

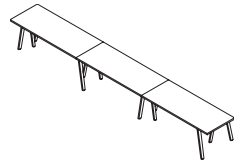
# Rail open office statement of line




PAGE 7  
Workstations



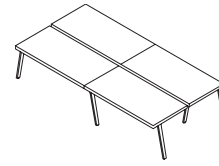
PAGE 8  
Workstations



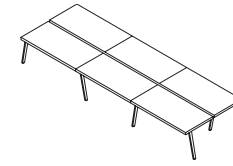
PAGE 9  
Workstations



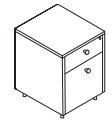
PAGE 10  
Workstations



PAGE 11  
Workstations

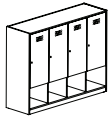


PAGE 12  
Workstations

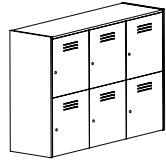


Box/File W/ Cushion  
PD423

PAGE 13  
Mobile Ped



PAGE 14  
Locker Storage



PAGE 15  
Locker Storage

## Rail features & advantages

### Veneer

DARRAN only uses HPVA AA Grade Flat Cut Cherry, Maple, and Walnut Veneers. Rail is also available in double cut reconstituted walnut and oak patterns made from rapidly renewable wood veneer providing a repeatable consistent straight grain pattern. All veneers are selected and matched for balance and consistency.

### Veneer tops

Rail veneer tops feature a 45-pound density substrate with balanced 3-ply construction. Tops are 1-5/16" thick on MDF core comprised of 100% recycled and recovered wood fibers. All veneer tops are slipmatched and feature a 3mm external solid hardwood band or profile edge.

### Laminate tops

Rail high-pressure laminate tops feature a 45-pound density substrate with balanced 3-ply construction. Tops are 1-5/16" thick on MDF core comprised of 100% recycled and recovered wood fibers. All high pressure laminate tops are available with a profile edge, laminate self-edge or 2mm PVC edge band. Laminates in wood grain patterns feature a fine grain texture that features the polish and luxe of a real wood veneer with a subtle narrow grain structure.

### TFL tops

Thermally Fused Laminate tops feature a 45-pound density substrate with balanced 3-ply construction. Tops are 1-1/8" thick on MDF core that is comprised of 100% recycled and recovered wood fibers. All Thermally Fused Laminate tops are available with a 2mm flat PVC band. Laminates in wood grain patterns feature Timberline Texture providing the grain pattern of wood.

### Cleaning wood & laminate

In addition to regular dusting, give your furniture an occasional cleaning in accordance with our cleaning instructions. DARRAN wood and laminate products can be cleaned with a soft cloth and a mild soap and water mixture. Use approximately 32 oz of water mixed with one tablespoon of dish soap, always wiping with the grain. Dry with a soft cloth, going with the grain, to avoid spotting or streaking.

Wood products should be waxed periodically using a non-wax liquid; please do not use any waxy polish or cleaner. Interior of drawers may also be cleaned with mild soap and water mixture, or any household cleaner that is not petroleum or thinner-based.

### Chassis & pedestal

Chassis components are 3/4" thick core of particle board or MDF rated EPP/SCS/CARB-II material with 3-ply balanced construction. Pedestal and Cabinets feature dowel construction reinforced with steel bracket plates, wood cleats, screws and glue. All units are standard with 1" adjustable glides that allow for leveling of units that are

secured in solid wood glide blocks to prevent tearout.

### Overhead cabinet construction

#### Freestanding & wall mount

Freestanding Overhead storage cabinets are constructed of 1" and 3/4" thick core of particle board or MDF rated EPP/SCS/CARB-II material with 3-ply balanced construction. Panels are attached with cam fasteners in conjunction with dowels securely adhered with PVAc glue. All surface mount cabinets connect to work surface with anti-slip tape. Wall mount cabinets are mounted to the wall with steel "z" bracket attachment method using 5mm euro screws to attach to the back of the cabinet. All units ship with a steel "z" bracket. This bracket is mounted to the wall by field installers. Installers are responsible for selecting and supplying appropriate fasteners for wall conditions.

### Bookcase Construction

All chassis (sides, back, top and bottom panels) are constructed with 3/4" thick core of particle board or MDF rated EPP/SCS/CARB-II material with 3-ply balanced construction. Panels are attached with cam-lock fasteners in conjunction with dowels securely adhered with glue. Shelves on all units are 3/4" thick balance 3 ply panels. Optional heavy duty shelves are 1" thick lumber core balanced 5 ply construction.

### Tackboards

Wall mount tackboards are constructed of .75" thick fiberboard. The fabric is precisely aligned and fitted to the tackboard with a sock on cover. Overhead storage tackboards are constructed of .75" thick fiberboard. The fabric is precisely aligned and fitted to the tackboard and adhered to the rigid hardboard with staples. Wall mount cabinets are mounted to the wall with steel "z" bracket attachment method using 5mm euro screws to attach to the back of the cabinet. All units ship with a steel "z" bracket. This bracket is mounted to the wall by field installers. Installers are responsible for selecting and supplying appropriate fasteners for wall conditions.

### Adjustable glides

Glides provide 1" of vertical leveling adjustment. Glide bottom is durable metal. Glides are secured in solid wood blocks that are screwed and glued for durability.

### Drawers

All drawers are constructed with mitre joint/dowel construction in a natural maple finish with four sides and a bottom, which are attached to a drawer front with screws for easy removal. Drawer fronts are vertically matched in balanced sets. Pencil trays are standard in all box drawers. Drawers are constructed of 1/2" thick wood grained wrapped 5 sided miter-folded construction with 1/4" thick hardboard bottoms reinforced for heavy weight capacity. Drawers have been tested and pass BIFMA 50,000 cycle test. All drawers are guaranteed lifetime with free replacement warranty.



## Rail features & advantages

### Drawer fronts

Drawer fronts are vertically matched in balanced sets. Doors feature vertical veneer bookmatched horizontally in sets of 2 / 4 and 6 doors. All drawers and doors have traditional scallop profile edge shape. All tower fronts matched in vertical sets.

### Optional wood drawers

Optional hardwood veneer plywood drawers feature banded top and bottom edges for smoothness. Drawers are dowel joint construction with a UV cured finish over maple veneers, plus a lifetime free replacement guarantee.

Optional Wood Drawer (Any Size) – Option Code P33...\$45 List Price Per Drawer

### Suspensions

All casegoods utilize cold rolled steel zinc plated high-grade drawer suspensions. All suspensions are warranted for the lifetime of the product. Box and File drawers are full extension, featuring steel ball bearings for a smoother quieter range of motion and are rated 100lbs. Lateral file drawers are a progressive action full extension suspension and is rated at 150lbs. Veneer and High Pressure laminate casegoods feature soft close suspension. Thermally Fused Laminate casegoods feature standard suspensions. Lateral files include anti tip mechanism that allow only one drawer to be opened at a time.

### Hinges

Units with doors include 95 degree swing hinges.

### Filing

Rail features a highly durable black plastic extrusion that is securely fastened into a route on top of the drawer to support hanging files. An adjustable crossbar is provided for all file drawers that enables legal/letter filing front to back or side-to-side based on the drawer size.

### Locks

Locks are Standard on all drawers below the worksurface. Random lock cores are installed at the factory. Some units may be shipped with the same key number. Locks are Silver, Black or Bronze and match pull finish unless otherwise specified.

DARRAN will also send lock cores separately to the dealer at your request. These units will be send with an empty lock core and the Dealer will receive a shipment of the requested lock core/keys.

### Keying

Keying is available either factory or field installed. Factory installed keying is random.

### Wire management

Wire management capabilities include standard and optional worksurface grommets. Specify W-1 under surface wire channels for organization and management of all communication wires and cords. Horizontal J-Channel wire management (Sku: W-1) is sold separately to conceal wire under worksurfaces.

### Grommets

Metal grommets are provided to match the drawer pull selection. Grommet is available in black or silver. Must specify standard or non-standard location. Black plastic grommets are available as an option for vertical applications.

### Powerports

A large selection of power pods are available and handle power, data, docking stations and communication. See options section for selection.

### LED tasklights

LED task lighting provides high efficiency, low energy lighting with a long life. Recessed light is encased in silver aluminum channel with milk lense and rounded end caps. Lights are factory installed. Product specifications listed below:

- Diffuser creates a softer light and eliminates hot spots
- Touch dimmer switch
- Can be "daisy chained" up to 90W
- 4.6 watts per foot
- 120 LEDs per meter
- Certification: UL Listed
- 50,000 hour life span.

Color Temp is 4000K

## Rail finishes | specifications

STANDARD VENEER	PREMIUM VENEER	HIGH PRESSURE LAMINATE	THERMALLY FUSED LAMINATE
WAC Amber Cherry .....	N/A .....	GAC Amber Cherry .....	MAC Amber Cherry
WEC Ebony on Cherry .....	N/A .....	GEC Ebony .....	MEC Ebony
WOC KoKo Cherry .....	N/A .....	GOC KoKo Cherry .....	MOC KoKo Cherry
WAM Alabaster Maple .....	N/A .....	GAM Alabaster Maple .....	N/A
WCM Clear Maple .....	N/A .....	GCM Clear Maple .....	N/A
WWM Wheat Maple .....	N/A .....	GWM Wheat Maple .....	N/A
WGW Gunstock Walnut .....	N/A .....	N/A .....	MGW Gunstock Walnut
WBW Henna Walnut .....	N/A .....	N/A .....	N/A
WSW Smokey Walnut .....	N/A .....	N/A .....	N/A
WNW Natural Walnut .....	N/A .....	GNW Natural Walnut .....	N/A
N/A .....	TSTV Studio Teak Walnut .....	GSTV Studio Teak Walnut +10% .....	MTW Studio Teak Walnut
N/A .....	TSMV Seattle Mist .....	N/A .....	N/A
N/A .....	TSLV Skyline Walnut .....	GSLV Skyline Walnut +10% .....	MSW Skyline Walnut
WWP Designer White Paint .....	N/A .....	GWL Designer White .....	MWL Designer White

HPL TOPS ON TFL PRODUCTS Add 10% - Available with flat edge only

Send 3x3 or larger finish chip for color match. Custom finish upcharge is 3% or \$250 Net (whichever is greater).

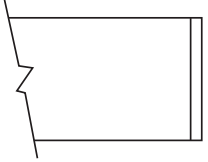
### Finish

ENVI-CT Green Certified European Technology Coatings

Finish.

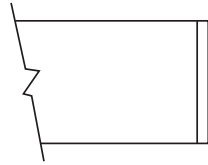
## Rail edges | pulls

### Edge profile Standard



#### Flat

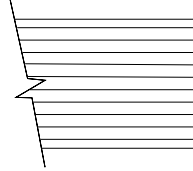
"W" 3mm Solid Hardwood Band  
"G" HPL Self Edge



#### Flat

"M" 2mm PVC Edge

### Optional



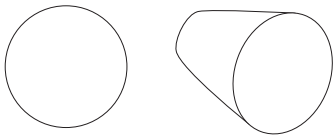
#### Exposed plywood

1 1/4 inch  
Baltic Birch Plywood  
clear coat finish

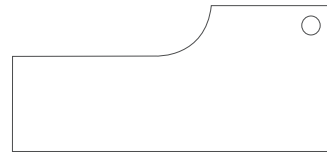
## Pulls/knobs

Factory Installed Optional

### Standard



DK-150  
Black




Finger Pull  
Only available on exposed  
plywood

## Grain direction

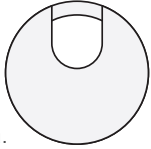
Veneer chassis parts are vertical grain. The backs of Thermally Fused Laminate overheads, wall hungs, wall hung shelves and flush chassis desks are horizontal grain. Bridges, returns, and credenza kneespace Thermally Fused Laminate backs over 60" are horizontal grain. Doors feature vertical veneer bookmatched horizontally in sets of 2, 4, and 6 doors. Tower fronts are matched in vertical sets.

## Rail open grommets | grommet reference

TM30  
Black  
1-5/8" Dia.



TM31  
Silver  
1-5/8" Dia.



### Optional grommets

Factory Installed

Grommets (Standard Location)

Specify Color and Left/Right/Center - \$50 ea.

- Black: TM30-R (Right), TM30-L (Left), TM30-C (Center)

- Silver: TM31-R (Right), TM31-L (Left), TM31-C (Center)

Grommets (Non-Standard Location)

Provide drawing w/ Grommet Location and Specify Color - \$95 ea.

- Black: TM30-NS

- Silver: TM31-NS

80mm Optional vertical grommet


Standard Location - \$50 ea.

- Black Plastic wire grommet: TM60-C (bottom center)

Non-Standard Location - \$95 ea.

- Black Plastic wire grommet:  
TM60-NS

TM60  
Black  
3-1/2" Dia.



TM50  
Black  
1-5/8" Dia.




### Grommets (vertical surface)

Standard Location - \$50 ea.

- Black Plastic Vertical Surface: TM50-C (Bottom Center)

Non-Standard Location - \$95 ea.

- Black Plastic Vertical Surface: TM50-NS




W1

### Horizontal J-channel

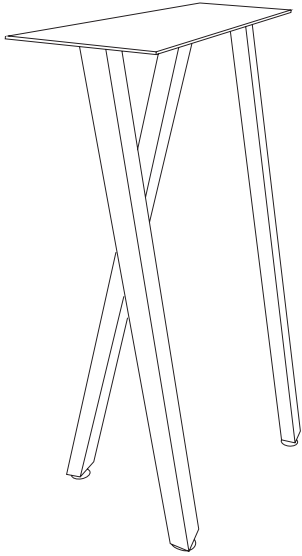
Horizontal J-Channel wire management (Sku: W-1) is sold separately to conceal wire under worksurfaces.

## Standard grommet location reference




Desk  
Specify Right or Left Grommet

## Rail open metal legs



### Inline trestle base

Width: 24"  
 Depth: 9.5"  
 Height: 27.75"



### double trestle base

Width: 53.5"  
 Depth: 9.5"  
 Height: 27.75"

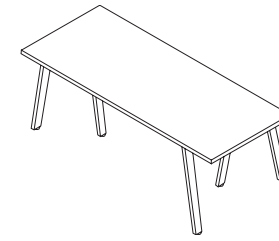
Available finishes are MFB Black and MFR Industrial Metal

Industrial metal finish highlights the imperfections of metal working, including welds and metal color variations. These are not considered defects on this finish.






# Rail open office.

Workstations

1 Person Inline Workstation



[View statement of line](#)

1 Select a model w" x d" x h"	weight	Standard Veneer Top	Premium Veneer Top	High Pressure Laminate Top	Thermally Fused Laminate Top
<b>Worksurface Dimensions</b>					
72 x 30 x 29	115	RAL7230WP903W 2152	RAL7230WP903P 2368	RAL7230WP903G 2009	RAL7230WP903M 1786
66 x 30 x 29	145	RAL6630WP903W 2135	RAL6630WP903P 2349	RAL6630WP903G 1999	RAL6630WP903M 1774
60 x 30 x 29	100	RAL6030WP903W 2118	RAL6030WP903P 2330	RAL6030WP903G 1987	RAL6030WP903M 1764
<b>2 Select a finish</b> <a href="#">View finish details</a>					
Metal finish		WAC WWP	TSTV	GAC GSLV +10%	MAC
MFB Black (standard),		WEC	TSMV	GEC GWL	MEC
MFR Industrial (optional)		WOC	TSLV	GOC	MOC
		WAM		GAM	MGW
		WCM		GCM	MTW
		WWM		GWM	MSW
		WGW		GNW	MWL
		WBW		GSTV	
		WSW		+10%	
		WNW			
<b>3 Select a edge</b> <a href="#">View edge details</a>					
		 Flat	 Flat	 Flat	 Flat
		 Exposed Plywood			
<b>4 Select hardware</b> <a href="#">View hardware details</a>					
		Hardware N/A	Hardware N/A	Hardware N/A	Hardware N/A

## Product features.

- 1" Thick top
- (1) top, (1) black metal finish wire basket
- 1" Adjustable glide
- Base standard black metal finish (optional industrial metal finish)
- ENVI-CT finish on wood tops

### NOTES

- Freestanding use

## Options.

### EXPOSED PLYWOOD EDGE

- WEPB: Exposed Plywood Edge w/ Baltic Birch Veneer - n/c
- Only available with WCF - Clear Coat Finish

### GROMMETS (STANDARD LOCATION)

- Specify Color and Left/Right - \$50 ea.
- Black: TM30-R (Right), TM30-L (Left)
  - Silver: TM31-R (Right), TM31-L (Left)

### GROMMETS (NON-STANDARD LOCATION)

- Provide drawing w/ Grommet Location and Specify Color - \$95 ea.
- Black: TM30-NS
  - Silver: TM31-NS

### PLANK MATCH VENEER

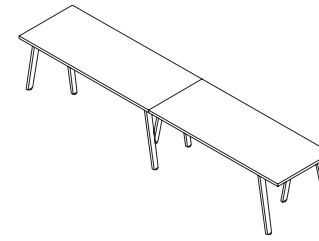
- RPMV: Random Walnut Plank Match Veneer (Horizontal Grain with 25%+ Sap) - Add 10%. Clear coat only.

### POWER BLOCK

- 1IPBS: One In-Line Power Block System with either Hardwired or Power Cord - \$390
- Specify hardwired or plugged
- Includes (1) Power Block and Infeed
- Each power block has 8 duplex outlets
- Worksurface Clamp Mount Power
- PD-KENO: Keno power pod with clamp - \$195 ea.
- PD-TULLY: Tully power pod with clamp - \$320 ea.
- P2SECL: Seclusion Power Clamp - \$245 ea.

# Rail open office.

Workstations  
2 Person Inline Workstation



1 Select a model w" x d" x h"	weight	Standard Veneer Top	Premium Veneer Top	High Pressure Laminate Top	Thermally Fused Laminate Top
<b>72" Worksurfaces</b> 144 x 30 x 29	220	RAL14430WP903W 3844	RAL14430WP903P 4229	RAL14430WP903G 3560	RAL14430WP903M 3113
<b>66" Worksurfaces</b> 132 x 30 x 29	210	RAL13230WP903W 3812	RAL13230WP903P 4194	RAL13230WP903G 3538	RAL13230WP903M 3091
<b>60" Worksurfaces</b> 120 x 30 x 29	190	RAL12030WP903W 3778	RAL12030WP903P 4156	RAL12030WP903G 3516	RAL12030WP903M 3069

2 Select a finish <i>View finish details</i>	WAC	WWP	TSTV	GAC	GSLV +10%	MAC
Metal finish MFB Black (standard), MFR Industrial (optional)	WEC		TSMV	GEC	GWL	MEC
	WOC		TSLV	GOC		MOC
	WAM			GAM		MGW
	WCM			GCM		MTW
	WWM			GWM		MSW
	WGW			GNW		MWL
	WBW			GSTV	+10%	
	WSW					
	WNW					

3 Select a edge <i>View edge details</i>	Flat	Exposed Plywood	Flat	Flat	Flat

4 Select hardware <i>View hardware details</i>	Hardware	Hardware	Hardware	Hardware
	N/A	N/A	N/A	N/A

[View statement of line](#)

## Product features.

- 1" Thick top
- (2) tops, (2) black metal finish wire baskets
- 1" Adjustable glide
- Base standard black metal finish (optional industrial metal finish)
- ENVI-CT finish on wood tops

### NOTES

- Freestanding use

## Options.

### EXPOSED PLYWOOD EDGE

- WEPB: Exposed Plywood Edge w/ Baltic Birch Veneer - n/c
- Only available with WCF - Clear Coat Finish

### GROMMETS (STANDARD LOCATION)

- Specify Color and Left/Right - \$50 ea.
- Black: TM30-R (Right), TM30-L (Left)
  - Silver: TM31-R (Right), TM31-L (Left)

### GROMMETS (NON-STANDARD LOCATION)

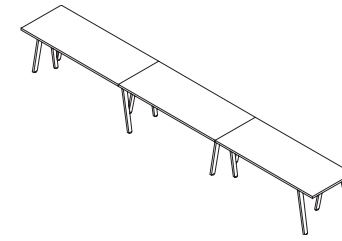
- Provide drawing w/ Grommet Location and Specify Color - \$95 ea.
- Black: TM30-NS
  - Silver: TM31-NS

### PLANK MATCH VENEER

- RPMV: Random Walnut Plank Match Veneer (Horizontal Grain with 25%+ Sap) - Add 10%. Clear coat only.

### POWER BLOCK

- 2IPBS: Two In-Line Power Block System with either Hardwired or Power Cord - \$750
- Specify hardwired or plugged
- Includes (2) Power Blocks, (1) Jumper and Infeed
- Each power block has 8 duplex outlets
- Worksurface Clamp Mount Power
- PD-KENO: Keno power pod with clamp - \$195 ea.
- PD-TULLY: Tully power pod with clamp - \$320 ea.
- P2SECL: Seclusion Power Clamp - \$245 ea.



# Rail open office.

Workstations  
3 Person Inline Workstation

[View statement of line](#)

1 Select a model w" x d" x h"	weight	Standard Veneer Top		Premium Veneer Top		High Pressure Laminate Top		Thermally Fused Laminate Top	
<b>72" Worksurfaces</b> 216 x 30 x 29	325	RAL21630WP903W	5537	RAL21630WP903P	6091	RAL21630WP903G	5111	RAL21630WP903M	4439
<b>66" Worksurfaces</b> 198 x 30 x 29	310	RAL19830WP903W	5487	RAL19830WP903P	6036	RAL19830WP903G	5078	RAL19830WP903M	4406
<b>60" Worksurfaces</b> 180 x 30 x 29	280	RAL18030WP903W	5438	RAL18030WP903P	5982	RAL18030WP903G	5045	RAL18030WP903M	4373

2 Select a finish <a href="#">View finish details</a>	WAC WWP		TSTV TSMV TSLV	GAC GSLV +10% GEC GWL		MAC MEC MOC MGW MTW MSW MWL
	WEC WOC WAM WCM WWM WGW WBW WSW WNW					
Metal finish MFB Black (standard), MFR Industrial (optional)						

3 Select a edge <a href="#">View edge details</a>	Flat Exposed Plywood		Flat	Flat	Flat

4 Select hardware <a href="#">View hardware details</a>	Hardware N/A		Hardware N/A	Hardware N/A	Hardware N/A

## Product features.

- 1" Thick top
- (3) tops, (3) black metal finish wire baskets
- 1" Adjustable glide
- Base standard black metal finish (optional industrial metal finish)
- ENVI-CT finish on wood tops

### NOTES

- Freestanding use

## Options.

### EXPOSED PLYWOOD EDGE

- WEPB: Exposed Plywood Edge w/ Baltic Birch Veneer - n/c
- Only available with WCF - Clear Coat Finish

### GROMMETS (STANDARD LOCATION)

- Specify Color and Left/Right - \$50 ea.
- Black: TM30-R (Right), TM30-L (Left)
- Silver: TM31-R (Right), TM31-L (Left)

### GROMMETS (NON-STANDARD LOCATION)

- Provide drawing w/ Grommet Location and Specify Color - \$95 ea.
- Black: TM30-NS
- Silver: TM31-NS

### PLANK MATCH VENEER

- RPMV: Random Walnut Plank Match Veneer (Horizontal Grain with 25%+ Sap) - Add 10%. Clear coat only.

### POWER BLOCK

- 3IPBS: Three In-Line Power Block System with either Hardwired or Power Cord - \$1,100
- Specify hardwired or plugged
- Includes (3) Power Blocks, (2) Jumpers and Infeed
- Each power block has 8 duplex outlets
- Plug Infeed can be daisy chained up to 16 duplex outlets on one 20 amp circuit


### Worksurface Clamp Mount Power

- PD-KENO: Keno power pod with clamp - \$195 ea.
- PD-TULLY: Tully power pod with clamp - \$320 ea.
- P2SECL: Seclusion Power Clamp - \$245 ea.



# Rail open office.

Workstations  
2 Person Facing Workstation



[View statement of line](#)

1 Select a model w" x d" x h"	weight	Standard Veneer Top	Premium Veneer Top	High Pressure Laminate Top	Thermally Fused Laminate Top
<b>Worksurface Dimensions</b>					
<b>29" Depth</b>					
72 x 61 x 29	210	RAL7261WP900W 3254	RAL7261WP900P 3580	RAL7261WP900G 2970	RAL7261WP900M 2523
66 x 61 x 29	200	RAL6661WP900W 3222	RAL6661WP900P 3544	RAL6661WP900G 2948	RAL6661WP900M 2501
60 x 61 x 29	180	RAL6061WP900W 3189	RAL6061WP900P 3508	RAL6061WP900G 2927	RAL6061WP900M 2479
<b>2 Select a finish</b> <a href="#">View finish details</a>					
Metal finish MFB Black (standard), MFR Industrial (optional)		WAC WWP WEC WOC WAM WCM WWM WGW WBW WSW WNW	TSTV TSMV TSLV	GAC GSW +10% GEC GWL GOC GAM GCM GWM GNW GSTV +10%	MAC MEC MOC MGW MTW MSW MWL
<b>3 Select a edge</b> <a href="#">View edge details</a>					
		Flat Exposed Plywood	Flat	Flat	Flat
<b>4 Select hardware</b> <a href="#">View hardware details</a>					
		Hardware N/A	Hardware N/A	Hardware N/A	Hardware N/A

## Product features.

- 1" Thick top
- (2) tops, (1) black metal finish wire basket
- 1" Adjustable glide
- Base standard black metal finish (optional industrial metal finish)
- ENVI-CT finish on wood tops

### NOTES

- Freestanding use

## Options.

### EXPOSED PLYWOOD EDGE

- WEPB: Exposed Plywood Edge w/ Baltic Birch Veneer - n/c
- Only available with WCF - Clear Coat Finish

### GROMMETS (STANDARD LOCATION)

- Specify Color and Left/Right - \$50 ea.
- Black: TM30-R (Right), TM30-L (Left)
  - Silver: TM31-R (Right), TM31-L (Left)

### GROMMETS (NON-STANDARD LOCATION)

- Provide drawing w/ Grommet Location and Specify Color - \$95 ea.
- Black: TM30-NS
  - Silver: TM31-NS

### LOCKER ENDCAP

- To add locker endcap use below option and select locker SKU
- DL15: Delete leg for locker endcap - deduct \$475

### PLANK MATCH VENEER

- RPMV: Random Walnut Plank Match Veneer (Horizontal Grain with 25%+ Sap) - Add 10%. Clear coat only.

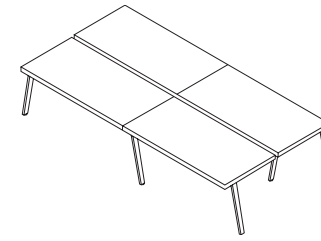
### POWER Block

- 2PPBS: Two Pack Power Block System with either Hardwired or Power Cord - \$390
- Specify hardwired or plugged
- Includes (1) Power Block and Infeed
- Each power block has 8 duplex outlets

# Rail open office.

Workstations

4 Person Facing Workstation



[View statement of line](#)

1 Select a model w" x d" x h"	weight	Standard Veneer Top	Premium Veneer Top	High Pressure Laminate Top	Thermally Fused Laminate Top
<b>72" Worksurfaces</b> 144 x 61 x 29	390	RAL14461WP900W 5952	RAL14461WP900P 6548	RAL14461WP900G 5384	RAL14461WP900M 4489
<b>66" Worksurfaces</b> 132 x 61 x 29	370	RAL13261WP900W 5886	RAL13261WP900P 6475	RAL13261WP900G 5340	RAL13261WP900M 4445
<b>60" Worksurfaces</b> 120 x 61 x 29	330	RAL12061WP900W 5821	RAL12061WP900P 6404	RAL12061WP900G 5297	RAL12061WP900M 4401

2 Select a finish <a href="#">View finish details</a>	WAC	WWP	TSTV	GAC	GSLV +10%	MAC
Metal finish MFB Black (standard), MFR Industrial (optional)	WEC		TSMV	GEC	GWL	MEC
	WOC		TSLV	GOC		MOC
	WAM			GAM		MGW
	WCM			GCM		MTW
	WWM			GWM		MSW
	WGW			GNW		MWL
	WBW			GSTV	+10%	
	WSW					
	WNW					

3 Select a edge <a href="#">View edge details</a>	Flat	Exposed Plywood	Flat	Flat	Flat

4 Select hardware <a href="#">View hardware details</a>	Hardware N/A	Hardware N/A	Hardware N/A	Hardware N/A
	Hardware N/A	Hardware N/A	Hardware N/A	Hardware N/A

## Product features.

- 1" Thick top
- (4) tops, (2) black metal finish wire baskets
- 1" Adjustable glide
- Base standard black metal finish (optional industrial metal finish)
- ENVI-CT finish on wood tops

### NOTES

- Freestanding use

## Options.

### EXPOSED PLYWOOD EDGE

- WEPB: Exposed Plywood Edge w/ Baltic Birch Veneer - n/c
- Only available with WCF - Clear Coat Finish

### GROMMETS (STANDARD LOCATION)

- Specify Color and Left/Right - \$50 ea.
- Black: TM30-R (Right), TM30-L (Left)
  - Silver: TM31-R (Right), TM31-L (Left)

### GROMMETS (NON-STANDARD LOCATION)

- Provide drawing w/ Grommet Location and Specify Color - \$95 ea.
- Black: TM30-NS
  - Silver: TM31-NS

### LOCKER ENDCAP

- To add locker endcap use below option and select locker SKU
- DL15: Delete leg for locker endcap - deduct \$475

### PLANK MATCH VENEER

- RPMV: Random Walnut Plank Match Veneer (Horizontal Grain with 25%+ Sap) - Add 10%. Clear coat only.

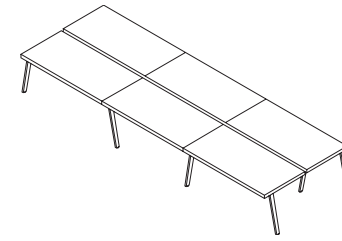
### POWER Block

- 4PPBS: Four Pack Power Block System with either Hardwired or Power Cord - \$750
- Specify hardwired or plugged
- Includes (2) Power Blocks, (1) Jumper and Infeed
- Each power block has 8 duplex outlets
- Worksurface Clamp Mount Power
- PD-KENO: Keno power pod with clamp - \$195 ea.
- PD-TULLY: Tully power pod with clamp - \$320 ea.
- P2SECL: Seclusion Power Clamp - \$245 ea.

# Rail open office.

Workstations

6 Person Facing Workstation








1 Select a model w" x d" x h"	weight	Standard Veneer Top		Premium Veneer Top		High Pressure Laminate Top		Thermally Fused Laminate Top	
<b>72" Worksurfaces</b> 216 x 61 x 29	570	RAL21661WP900W	8649	RAL21661WP900P	9514	RAL21661WP900G	7797	RAL21661WP900M	6454
<b>66" Worksurfaces</b> 198 x 61 x 29	540	RAL19861WP900W	8551	RAL19861WP900P	9406	RAL19861WP900G	7731	RAL19861WP900M	6389
<b>60" Worksurfaces</b> 180 x 61 x 29	480	RAL18061WP900W	8452	RAL18061WP900P	9297	RAL18061WP900G	7666	RAL18061WP900M	6323

2 Select a finish <i>View finish details</i>	Standard Veneer Top		Premium Veneer Top		High Pressure Laminate Top		Thermally Fused Laminate Top	
Metal finish MFB Black (standard), MFR Industrial (optional)	WAC	WWP	TSTV	TSMV	GAC	GSLV +10%	MAC	MEC
	WEC		TSLV		GEC	GWL	MOC	MGW
	WOC				GOC		MTW	MSW
	WAM				GAM		MWL	
	WCM				GCM			
	WWM				GWM			
	WGW				GNW			
	WBW				GSTV	+10%		
	WSW							
	WNW							

3 Select a edge <i>View edge details</i>	Standard Veneer Top		Premium Veneer Top		High Pressure Laminate Top		Thermally Fused Laminate Top	
								
	Flat	Exposed Plywood	Flat		Flat		Flat	

4 Select hardware <i>View hardware details</i>	Standard Veneer Top		Premium Veneer Top		High Pressure Laminate Top		Thermally Fused Laminate Top	
	Hardware	N/A	Hardware	N/A	Hardware	N/A	Hardware	N/A
	N/A		N/A		N/A		N/A	

[View statement of line](#)

## Product features.

- 1" Thick top
- (6) tops, (3) black metal finish wire baskets
- 1" Adjustable glide
- Base standard black metal finish (optional industrial metal finish)
- ENVI-CT finish on wood tops

### NOTES

- Freestanding use

## Options.

### EXPOSED PLYWOOD EDGE

- WEPB: Exposed Plywood Edge w/ Baltic Birch Veneer - n/c
- Only available with WCF - Clear Coat Finish

### GROMMETS (STANDARD LOCATION)

- Specify Color and Left/Right - \$50 ea.
- Black: TM30-R (Right), TM30-L (Left)
  - Silver: TM31-R (Right), TM31-L (Left)

### GROMMETS (NON-STANDARD LOCATION)

- Provide drawing w/ Grommet Location and Specify Color - \$95 ea.
- Black: TM30-NS
  - Silver: TM31-NS

### LOCKER ENDCAP

- To add locker endcap use below option and select locker SKU
- DL15: Delete leg for locker endcap - deduct \$475

### PLANK MATCH VENEER

- RPMV: Random Walnut Plank Match Veneer (Horizontal Grain with 25%+ Sap) - Add 10%. Clear coat only.

### POWER Block

- 6PPBS: Six Pack Power Block System with either Hardwired or Power Cord - \$1,100
- Specify hardwired or plugged
- Includes (3) Power Blocks, (2) Jumpers and Infeed
- Each power block has 8 duplex outlets
- Plug Infeed can be daisy chained up to 16 duplex outlets on one 20 amp circuit

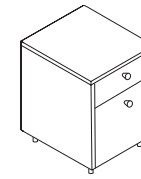
### Worksurface Clamp Mount Power

- PD-KENO: Keno power pod with clamp - \$195 ea.
- PD-TULLY: Tully power pod with clamp - \$320 ea.
- P2SECL: Seclusion Power Clamp - \$245 ea.

# Rail open office.

Mobile Peds

Mobile Peds - Box File Lock, Casters



Box/File W/ Cushion  
PD423

1 Select a model w" x d" x h"	weight	Standard Veneer Top Standard Veneer Chassis		Premium Veneer Top Premium Veneer Chassis		High Pressure Laminate Top Veneer Chassis		Thermally Fused Laminate Top Thermally Fused Laminate Chassis	
		16 x 20 x 22	80	RAL1620PD423W	1080	RAL1620PD423P	1188	"G" Option N/A	RAL1620PD423M
2 Select a finish <i>View finish details</i>		WAC	WWP	TSTV				MAC	
		WEC		TSMV				MEC	
		WOC		TSLV				MOC	
		WAM						MGW	
		WCM						MTW	
		WWM						MSW	
		WGW						MWL	
		WBW							
		WSW							
		WNW							
3 Select a edge <i>View edge details</i>		Edge		Edge			Edge		
		N/A		N/A			N/A		
4 Select hardware <i>View hardware details</i>									
		DK-150	Only available on exposed plywood Finger Pull	DK-150	Only available on exposed plywood Finger Pull		DK-150	Only available on exposed plywood Finger Pull	

[View statement of line](#)

## Product features.

- File drawers reinforced for heavy storage capacity
- Full extension drawers - locking
- Locking casters are standard
- Soft close suspension drawer(s)

## Options.

### CASTER

- CST20: Industrial caster upgrade - \$100
- Increases height 1.5"

### CUSHION

- BC16: Bench Cushion
- Specify fabric grade (1 yd. required)
- Specify fabric grade (See Graded pricing below)

### DRAWER

- P33: Wood Drawer Upgrade - \$45 per drawer
- WPD3061: Designer White - \$80 per pedestal

### PLANK MATCH VENEER

- RPMV: Random Walnut Plank Match Veneer (Horizontal Grain with 25%+ Sap) - Add 10%. Clear coat only.

### EXPOSED PLYWOOD EDGE

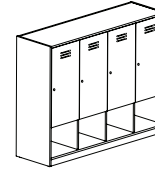
- WEPB: Exposed Plywood Edge w/ Baltic Birch Veneer - n/c
- Only available with WCF - Clear Coat Finish

## BC16 Cushion fabric grades.

COM	COL	1	2	3
224	243	261	279	297
4	5	6	7	8
315	333	351	369	387
9	10	11/ L1	12	13/ L2
405	423	441	459	495

# Rail open office.

Locker Storage  
4 Door Locker



1 Select a model w" x d" x h"	weight	Standard Veneer Top Standard Veneer Chassis		Premium Veneer Top Premium Veneer Chassis		High Pressure Laminate Top Veneer Chassis		Thermally Fused Laminate Top Thermally Fused Laminate Chassis	
		61 x 18 x 48	300	RAL6148LK717W	3363	RAL6148LK717P	3700	"G" Option N/A	RAL6148LK717M
2 Select a finish <a href="#">View finish details</a>	WAC WWP		TSTV		MAC		MEC		
	WEC		TSMV		MEC		MOC		
3 Select a edge <a href="#">View edge details</a>	WOC		TSLV		MGW		MTW		
	WAM		Edge N/A		MSW		MWL		
4 Select hardware <a href="#">View hardware details</a>	WCM		DK-150		Touch Latch		DK-150		
	WWM		Touch Latch		Touch Latch		Touch Latch		
WGW		DK-150		Touch Latch		Touch Latch		Touch Latch	
WBW		DK-150		Touch Latch		Touch Latch		Touch Latch	
WSW		DK-150		Touch Latch		Touch Latch		Touch Latch	
WNW		DK-150		Touch Latch		Touch Latch		Touch Latch	
Flat		DK-150		Touch Latch		Touch Latch		Touch Latch	
Exposed Plywood		DK-150		Touch Latch		Touch Latch		Touch Latch	

[View statement of line](#)

## Product features.


- Cabinet w/ Coat Hook
- Touch latch standard
- Key lock standard










## Options.

- DOOR**
- D3: Combination Lock - \$100 per door
  - D9SC: Soft Close Door Hinges - \$20 per door
- PLANK MATCH VENEER**
- RPMV: Random Walnut Plank Match Veneer (Horizontal Grain with 25%+ Sap) - Add 10%. Clear coat only.
- EXPOSED PLYWOOD EDGE**
- WEPB: Exposed Plywood Edge w/ Baltic Birch Veneer - n/c
  - Only available with WCF - Clear Coat Finish

# Rail open office.

Locker Storage  
6 Door Locker



1 Select a model w" x d" x h"	weight	Standard Veneer Top Standard Veneer Chassis		Premium Veneer Top Premium Veneer Chassis		High Pressure Laminate Top Veneer Chassis		Thermally Fused Laminate Top Thermally Fused Laminate Chassis	
		61 x 18 x 48	325	RAL6148LK721W	3543	RAL6148LK721P	3897	"G" Option N/A	RAL6148LK721M
2 Select a finish <a href="#">View finish details</a>		WAC	WWP	TSTV				MAC	
		WEC		TSMV				MEC	
		WOC		TSLV				MOC	
		WAM						MGW	
		WCM						MTW	
		WWM						MSW	
		WGW						MWL	
		WBW							
		WSW							
		WNW							
3 Select a edge <a href="#">View edge details</a>		 Flat	 Exposed Plywood	Edge N/A			 Flat		
4 Select hardware <a href="#">View hardware details</a>		 DK-150	 Touch Latch	 DK-150	 Touch Latch		 DK-150	 Touch Latch	

[View statement of line](#)

## Product features.

- Touch latch standard
- Key lock standard

## Options.

### DOOR

- D3: Combination Lock - \$100 per door
- D9SC: Soft Close Door Hinges - \$20 per door

### PLANK MATCH VENEER

- RPMV: Random Walnut Plank Match Veneer (Horizontal Grain with 25%+ Sap) - Add 10%. Clear coat only.

### EXPOSED PLYWOOD EDGE

- WEPB: Exposed Plywood Edge w/ Baltic Birch Veneer - n/c
- Only available with WCF - Clear Coat Finish

Rail open office options.



COMPUTER SUPPORT  
*single monitor arm*

Style Number	List Price
MA1	280

Specifications

- Available in black or silver
- Desk clamp and mounting included
- Easy assembly and flexibility
- Elastic painting process for a durable and beautiful finish
- Gas spring tension adjustment for counter-balance height adjustment for monitors 1-8 KG
- Gas spring tested to 50,000 repetitions
- Hidden cable management



COMPUTER SUPPORT  
*double monitor arm*

Style Number	List Price
MA2	450

Specifications

- Available in black or silver
- Desk clamp and mounting included
- Easy assembly and flexibility
- Elastic painting process for a durable and beautiful finish
- Gas spring tension adjustment for counter-balance height adjustment for monitors 1-8 KG
- Gas spring tested to 50,000 repetitions
- Hidden cable management



COMPUTER SUPPORT  
*triple monitor arm*

Style Number	List Price
MA3	530

Specifications

- Available in black or silver
- Desk clamp and mounting included
- Easy assembly and flexibility
- Elastic painting process for a durable and beautiful finish
- Gas spring tension adjustment for counter-balance height adjustment for monitors 1-8 KG
- Gas spring tested to 50,000 repetitions
- Hidden cable management



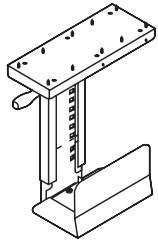
COMPUTER SUPPORT  
*quadruple monitor arm*

Style Number	List Price
MA4	705

Specifications

- Available in black
- Desk clamp and mounting included
- Easy assembly and flexibility
- Elastic painting process for a durable and beautiful finish
- Gas spring tension adjustment for counter-balance height adjustment for monitors 1-8 KG
- Gas spring tested to 50,000 repetitions
- Hidden cable management

## Rail open office options.



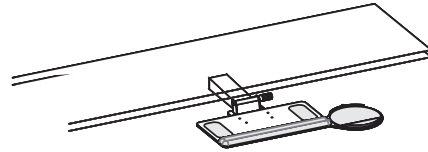
COMPUTER SUPPORT  
*cpu retractable cradle*

Style Number	List Price
K18	205

### Specifications

- Black Metal CPU Carriage
- Full 360° swivel capability allows easy access to rear of CPU for cables / wires
- Track allows 8- 1/2" extension
- Width Adjustment 5-1/2" to 9-1/4"
- Height adjustment 14- 5/8" to 20- 1/2"
- Black epoxy finish

- Notes
- Factory Installed



COMPUTER SUPPORT  
*articulating keyboard tray*

Style Number	List Price
Factory Installed K28	390
Field Installed K28F	415

### Specifications

- Adjusts effortlessly - A simple one-handed motion allows the keyboard to be repositioned instantly, without the use of locks or levers
- Encourages low-risk postures - Maximizes adjustability within a safe operating range.
- Will last a lifetime - Exceeds all applicable BIFMA Standards and comes with a lifetime guarantee.

- Notes
- Available on: Freestanding Desk
  - Factory Installed (standard)
  - FIELD INSTALL - \$395



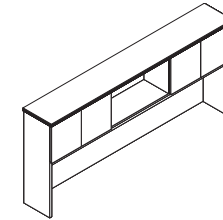
DOOR MODIFICATIONS  
*soft close door hinge*

Style Number	List Price
D9SC	20 Per door

### Specifications

- Snap onto standard door hinge
- Requires (2) per door
- Max door height 43"
- Factory installed where specified
- Individually shipped for field installation

- Notes
- Specify Each Item To Have Slow Close Feature



DOOR MODIFICATIONS  
*delete doors*

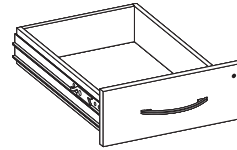
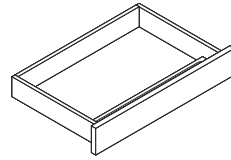
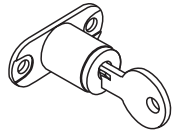
Style Number	List Price
D6	N/C

### Specifications

- Standard Door overheads and cabinets can have door deleted for open access. Modification of hinge rails and structural components are made face ready.



Rail open office options.



DOOR MODIFICATIONS  
*panel door lock*

Style Number	List Price
D2	100 Per door set

Specifications

- Door Locks - 1 Door w/ Lock, Other Door w/ Catch Latch
- Contact Customer Service regarding limited lock locations and keying.

- Notes
- Available on: Panel Doors, Wood Frame Doors, and Silverluma doors

DRAWER OPTIONS  
*finished center drawer*

Style Number	List Price
K31	205
Add Skirt Option K31-SK	310

Specifications

- Veneer drawer front finished to match unit W or G style veneer.
- Ball bearing smooth operation
- Drawer has lifetime guarantee
- Standard with matching wood grain pencil tray
- Laminate drawer front to match laminate unit (M style)

DRAWER OPTIONS - UPGRADE  
*wood drawer upgrade*

Style Number	List Price
P33	45 Per drawer

Specifications

- Dowel joint construction
- Hardwood veneer multi-ply drawer
- UV finish
- 1/4" Wood veneer bottoms
- File drawer bottoms are five block reinforced for heavy weight capacity
- Lifetime guaranteed

WIRE MANAGEMENT  
*horizontal j-channel wire management raceway*

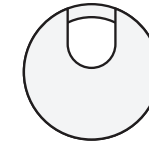
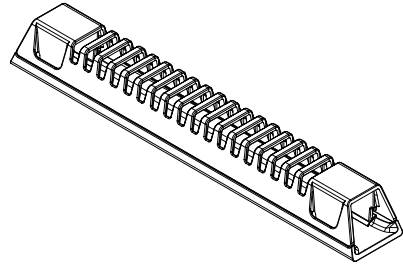
Style Number	List Price
W1	80 Per 4' section

Specifications

- 4' section for field installation.
- The "J" shape black thermoplastic wire raceway may be added to specified worksurface tops to provide concealed channeling of wires to and from worksurface grommets. For use in open kneespace areas, raceway is attachable to top of back panel with pan head screws. Interior dimensions are 1" x 1- 1/2" providing ample storage for multiple wires and excess cable. Front of raceway flexes out for easy cord insertion.

- Notes
- Units w/ Wire Channel Standard.
  - Field Installation

Rail open office options.



WIRE MANAGEMENT  
*horizontal wire management raceway*

Style Number	List Price
W21	35

Specifications

- 10"W x 1.5"D x 1.25"H
- Grey Wire Manager (10.5")
- Power and data cables can be discretely housed and managed with the W21 Gray Wire Manager. This can be mounted in any location to metal frame or underside of conference tables and runs cables through a 1" channel from power module to hollow steel legs. This keeps cables organized under the table top. Release clips make it simple to snap on and off the Wire Manager for easy organization and access after attached to the table

Notes  
- Field installed

WIRE MANAGEMENT  
*horizontal u-channel wire management raceway*

Style Number	List Price
W2A	80 Per 4' section

Specifications

- 4' section for field installation.
- Notes
- Units w/ Wire Channel Standard.
  - Field Installation

WIRE MANAGEMENT  
*coil wire manager*

Style Number	List Price
W18	160

Specifications

- Weighted Base, Table attachment plate
- 39- 1/2" Length
- Black

Notes  
- Location

WIRE MANAGEMENT  
*standard location grommets - factory installed*

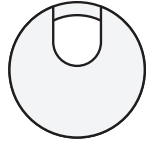
Style Number	List Price
Standard Location Grommet	
Black	
TM30	50
Silver	
TM31	50

Specifications

- 1 -5/8" Metal Grommet

Notes  
- \*Units w/ Grommets Standard Are Noted Under Standard Features. Grommets Match Pull Finish - Standard (Unless Specified Otherwise)

Rail open office options.



WIRE MANAGEMENT

*non-standard location grommets - factory installed*

Style Number	List Price
Non-Standard Location Grommet	
Black	
TM30 -NS	95
Silver	
TM31 -NS	95

Specifications

- 1 -5/8" Metal Grommet

Notes

- \*Units w/ Grommets Standard Are Noted Under Standard Features. Grommets Match Pull Finish - Standard (Unless Specified Otherwise)

WIRE MANAGEMENT

*black plastic vertical surface grommets - factory installed*

Style Number	List Price
Standard Location Grommet	
TM50-C	50
Non-Standard Location Grommet	
TM50-NS	95

Specifications

- 2 " Black Plastic Grommet

Notes

- Standard Location is Bottom Center

## power & data options.

Aircharge wireless charging grommet

Style Number	List Price
 ACWG WIRELESS GROMMET	\$195

## Specifications

- › When used with GROVE Tables an additional \$350 LIST will apply for the special cutout required.
- › AirCharge offers a convenient way to charge any Qi compatible smartphone or device without the need to carry charging cables or find an available power outlet.
- › The Aircharge is powered by the latest Qi compliant IC offering reliable and efficient wireless charging in a convenient 3" grommet hub. Simply place your phone on the Aircharge and an LED will confirm pairing and begin wireless charging.
- › Recess: Efficient space conservation and quick access
- › Input: DC 5V (with included AC power adapter), DC 9V, 1.67A (with optional QC 2.0 power adapter)
- › Output: 5 watts Max. with DC 5V, 2A power adapter, 10 watts Max. with QC 2.0 power adapter
- › Qi V1.2 compliant IC
- › Charging distance: 6mm Max.

Available: All DARRAN collections



## power & data options.

Cove power unit - non-linking

Style Number

List Price



PD-COVE PLUG

\$550

Non-linking version

### Specifications

- › Size 5.75" L x 2.5" W
- › (2) 15 Amp Receptacles and (2) USB charging ports
- › Surface Mount
- › 108" Cord
- › Standard Silver Finish, Available in White or Black Finish upon request
- › ETL Listed

Available: All DARRAN collections



## power & data options.

Cove power unit with daisylink

Style Number	List Price
--------------	------------

### STARTER UNITS



COV-DCH HARDWIRED	\$710
-------------------	-------

Includes (1) Cove unit with Hardwire Infeed - 120"



COV-DCP PLUG	\$800
--------------	-------

Includes (1) Cove unit with Plug infeed -  
Includes 72" Cord and 32" Infeed Jumper for  
104" total cord infeed

### ADDITIONAL LINKING UNITS

COV-DCL	\$575 EACH
---------	------------

Includes Linking Cove unit and Jumper up to  
96", cable length determined by the top size

## Specifications

- › Size: 5.75"L x 2.5"W
- › (2) 15 Amp Receptacles and (2) 2.1 Amp USB charging ports
- › Surface Mount
- › Max Daisy Chain - Hardwire - (9) units; Plug/Corded - (4) units
- › Standard Silver Finish, Available in White or Black Finish upon request
- › ETL Listed

Available: All DARRAN collections



## power & data options.

Keno power unit

Style Number

List Price



PD-KENO

\$195

Select power block to link workstations

### Specifications

- > Size 5.5" L x 2.125" W x 2.5" H
- > 2 TR AC Outlets
- > 1 4.2A USB module w/ 2 charging ports
- > 10' Power cord

Available: EdgeWorks, NSS Open, Rail, Rail Open Office, ThinkingQuietly

#### Telecom Plates

With 120" hardwire power cord.

Two Pack Power Block System: 2PPBS \$390

Four Pack Power Block System: 4PPBS \$750

Six Pack Power Block System: 6PPBS \$1100



White



Black

## power & data options.

Seclusion corded power unit non-linking

Style Number	List Price
--------------	------------



P2SECL	\$245
--------	-------

Choose from plate mount or clamp mount  
(seen in photo)

### Specifications

- > Size: 3.5"L x 2.2"D x 2.5"H
- > (2) Power Receptacles
- > Worksurface Clamp Mount or Plate Under Surface Mount
- > Clamp Accessory accommodates table thickness up to 2"
- > 72" Cord
- > Standard Silver Finish, Black Finish available upon request
- > UL/UCL Listed

Available: All DARRAN collections



Clamp Mount



## power & data options.

Soba wire manager

Style Number	List Price
STARTER UNITS	
SCDW	\$200
White wire manager	
SCDB	\$200
Black wire manager	

## Specifications

- › Dimensions: 9ft x 9in x 3.15in
- › Zips up, bundles and routes loose, messy cables into a single tube
- › Routes and guides cables behind desks, TVs, and anywhere cables tend to get messy
- › Accommodates large or small cables, up to three cables at once
- › Support channels, used to route cables, include powerful adhesive backing which allows easy attachment to surfaces.

Available: All DARRAN collections



## power & data options.

Tully power unit

Style Number List Price



PD-TULLY \$320

Select power block to link workstations

### Specifications


- › 5.5" W x 3.2" H x 1.81" D
- › Finish: Smooth molded plastic integrated within a single piece cover
- › Mounts to the edge of your work surface, with no table cut outs or installation required.
- › (2) Power receptacles, (2) USB 2.1 Amp ports
- › 72" Cord (10' cord available, contact customer service).
- › Standard in White. Available in gray, black, neon red, harvest pumpkin, light green, daisy blue.
- › UL310, Class 2, FCC Part 15A approved
- › Clamp accessory accomodates table thickness from .75"-1.5"

Available: EdgeWorks, NSS Open, Rail, Rail Open Office, ThinkingQuietly.

#### Power Block


With 120" hardwire power cord.

Two Pack Power Block System: 2PPBS	\$390
Four Pack Power Block System: 4PPBS	\$750
Six Pack Power Block System: 6PPBS	\$1100



## power & data options.

VILLA Power unit with daisylink


Style Number	List Price
STARTER UNITS	
 VIL-DCH HARDWIRED	\$600
Includes (1) Villa unit with 120" Hardwire Infeed	
 VIL-DCP PLUG	\$695
Includes (1) Villa with Plug Infeed - Includes 72" Cord and 32" Infeed Jumper for 104" total cord infeed	
ADDITIONAL LINKING UNITS	
VIL-DCL ADDITIONAL	\$590
(Includes linking Villa and Jumper cable up to 96")	

## Specifications

- > Size: Top Grommet 5.68"L X 3.39"W; Under Top 12"L x 3.13"W x 3.08"D
- > (4) Power receptacles; (2) surface and (2) undersurface, (2) 2.1A USB charging ports and (1) Knockout for RJ45 Data Port
- > Surface Mount
- > Daisy Chain - Hardwire Max (10) Units, Plug/Corded Max (5) Units
- > Standard Silver Finish, Black Finish available upon request
- > UL or ETL Certified

Available: All DARRAN collections, excludes grove

RJ45 Knockout	
RJ45 (1)	\$35



# Room divider price list

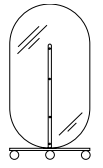


effective july 1, 2021

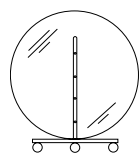
## Room divider table of contents

Statement of Line	
Features and Advantages.....	1
Acrylics .....	2
Fabrics.....	3
Metal Finishes.....	4
Inspirations.....	5
Acrylic Screens.....	8
PET Screens.....	12
Fabric Screens.....	16

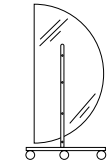
# Statement of line



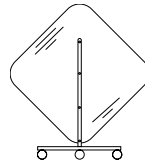
PAGE 8  
The Oval



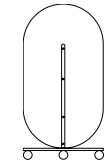
PAGE 9  
The Circle



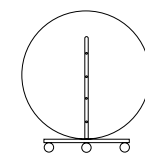
PAGE 10  
The Crescent



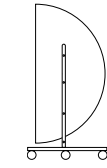
PAGE 11  
The Diamond



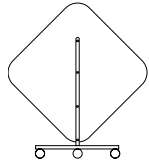
PAGE 12  
The Oval



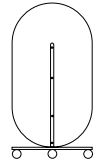
PAGE 13  
The Circle



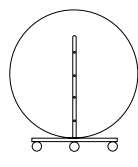
PAGE 14  
The Crescent



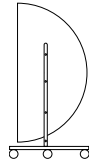
PAGE 15  
The Diamond



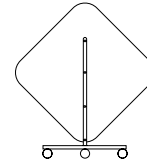
PAGE 16  
The Oval



PAGE 17  
The Circle



PAGE 18  
The Crescent



PAGE 19  
The Diamond



## Room divider features & advantages

### Cleaning acrylic surface

In addition to regular dusting, give your screen an occasional cleaning in accordance with our cleaning instructions. DARRAN Room divider screens can be cleaned with recommended disinfectant and cleaner combination kit. Screens should be cleaned periodically with microfiber cloth to reduce appearance of streaking or spotting.

#### Recommended Combination Kit

- Foster 4080 Disinfectant
- Brilliantize Plastic Cleaner.

\*Disinfectant and cleaner combination kit maybe purchased from Interstate Plastics.com, search for Sneeze Guard Cleaner and Disinfectant Kit.

### Screens

Room Divider screens are available in acrylic or fabric. Acrylic screens are 3/8" thick and available in clear or frosted acrylic. Fabric screens are 1" thick and available in triangular fabrics. All screens are secured with powdered coated steel base standard in white and contain 1/2" MDF screen frame core.

# Room divider acrylics

## CLEAR ACRYLIC



Fluorescent Green  
28902



Fluorescent Blue  
28903



Myst Opal  
27901

## FROSTED ACRYLIC



Tomato  
62902



Satinglas Pink  
51238



Satinglas Glasslook  
51505



## Room divider fabrics

# FEBRIK

<https://www.febrik.com/>

DARRAN

### Triangle fabric specifications

Fabric grade	12
Composition top layer	75% new wool / 25% synthetics
Composition total	17% new wool / 5% nylon / 13% polyester / 65% polyester filling
Weight	875 gr/m <sup>2</sup>
Width	165 cm
Design by	Bertjan Pot
Abrasion	> 60.000
Pilling	4 - 5 (5.000)
Color fastness to light	7



Blush  
532



Oase  
932



Pebble  
122



Banana  
422



Saffier  
792



Charcoal  
192




Swamp  
972

## Room divider metals

Metal base is standard in MFW White powder coat. Optional premium metal finishes are available.

### STANDARD



White  
MFW

### PREMIUM



Matte Black  
MFM



Grey  
MFG




Graphite Grey  
MFGG



Navy  
MFNA




Olive  
MFOL



Oyster  
MFOS



Grey Beige  
MFGB



Pistachio  
MFPS



Surfin Aquavert  
MFSA



Salmon Sienna  
MFSS

# Room divider metals


PET felt screens are available in multiple color combinations. See below for recommended combinations.



Big Red  
45



MFMB Black



City Brown  
06



MFO Oyster



Dark Grey  
17



MFG Grey



Indigo Blue  
21



MFN Navy



Taupe  
02



MFGB  
Grey Beige



Green Apple  
39



MFS Pistachio



Dark Green  
05



MWF White

# Room divider triangle inspirations

Fabric screens are available in multiple color combinations. See below for recommended combinations.



932 Oase



MFS Pistachio



972 Army Green



MFO Olive



192 Charcoal



MFMB Black



192 Charcoal



MFGG  
Graphite Grey



192 Charcoal



MFG Grey



532 Blush



MFSS Salmon  
Sienna



122 Pebble



MFO Oyster



122 Pebble



MFGB  
Grey Beige



792 Saffier



MFN Navy



722 Banana



MFO Oyster



722 Banana




MFW White

## Room divider acrylic inspirations

Acrylic screens are available in multiple color combinations. See below for recommended combinations.



51505  
Satinglas Glasslook



MFSa Surfin  
Aquavert




28903  
Fluorescent Blue



MFNA Navy



28902  
Fluorescent Green



MFOS Oyster



62902 Tomato



MFPS  
Pistachio



51238  
Satinglas Pink



MFOS Oyster



62902 Tomato



MFOS Oyster



27901  
Myst Opal



MFPS  
Pistachio



27901  
Myst Opal



MFW White



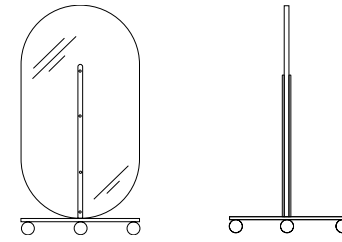
62902 Tomato



MFSS  
Salmon Sienna

# Room divider.

The Oval  
Acrylic Screen



[View statement of line](#)

1	Select a model	weight	Acrylic Screen
	w" x d" x h"		Metal Base
	40 x 26 x 78	70	DRD4078AS607 2160

2	Select a finish	MFW
	<a href="#">View finish details</a>	
	Metal finish	
	MFW White (standard).	
	Additional metal finishes are available, see options.	

3	Select a edge	
	<a href="#">View edge details</a>	Flat

4	Select acrylic	28902
	<a href="#">View details</a>	28903
		27901
		62902
		51238
		51505

## Product features.

- Acrylic screen is 3/8" thick
- Available with two locking and non-locking industrial casters with white wheels
- Powder coated steel base comes standard in MFW White metal finish. Premium metal finish colors available when specified

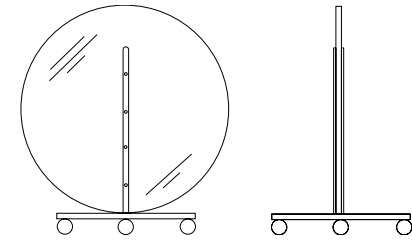
## Options.

### PREMIUM METAL FINISHES

- Specify Premium Base Metal Finish Color - \$350
- MFMB: Matte Black, MFG Grey, MFGB Grey Beige, MFGG: Graphite Grey, MFSS: Salmon Sienna, MFSA: Surfin Aquavert, MFPS: Pistachio, MFOS: Oyster, MFNA: Navy, MFOL: Olive

# Room divider.

The Circle  
Acrylic Screen



[View statement of line](#)

1	Select a model	Acrylic Screen
	w" x d" x h"	Metal Base
	59 x 26 x 66	65 DRD5966AS605 2160

2	Select a finish	MFW
	<a href="#">View finish details</a>	
	Metal finish	
	MFW White (standard). Additional metal finishes are available, see options.	

3	Select a edge	
	<a href="#">View edge details</a>	Flat

4	Select acrylic	28902
	<a href="#">View details</a>	28903
		27901
		62902
		51238
		51505

## Product features.

- Acrylic screen is 3/8" thick
- Available with two locking and non-locking industrial casters with white wheels
- Powder coated steel base comes standard in MFW White metal finish. Premium metal finish colors available when specified

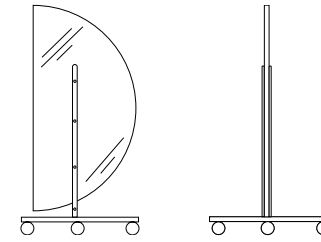
## Options.

### PREMIUM METAL FINISHES

- Specify Premium Base Metal Finish Color - \$350
- MFMB: Matte Black, MFG Grey, MFGB Grey Beige, MFGG: Graphite Grey, MFSS: Salmon Sienna, MFSA: Surfin Aquavert, MFPS: Pistachio, MFOS: Oyster, MFNA: Navy, MFOL: Olive

# Room divider.

The Crescent  
Acrylic Screen



1 Select a model		Acrylic Screen			
w" x d" x h"	weight	Metal Base			
40 x 26 x 72	65	DRD4072AS606 2160			

2 Select a finish		MFW			
<i>View finish details</i>					
<p><b>Metal finish</b> MFW White (standard). Additional metal finishes are available, see options.</p>					

3 Select a edge		Flat			
<i>View edge details</i>					

4 Select acrylic		28902			
<i>View details</i>		28903			
		27901			
		62902			
		51238			
		51505			

*View statement of line*

## Product features.

- Acrylic screen is 3/8" thick
- Available with two locking and non-locking industrial casters with white wheels
- Powder coated steel base comes standard in MFW White metal finish. Premium metal finish colors available when specified

## Options.

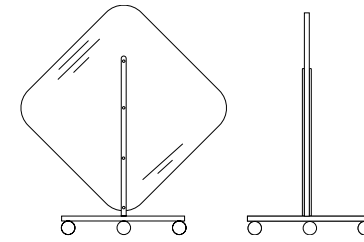
### PREMIUM METAL FINISHES

- Specify Premium Base Metal Finish Color - \$350
- MFMB: Matte Black, MFG Grey, MFGB Grey Beige, MFGG: Graphite Grey, MFSS: Salmon Sienna, MFSA: Surfin Aquavert, MFPS: Pistachio, MFOS: Oyster, MFNA: Navy, MFOL: Olive



# Room divider.

The Diamond  
Acrylic Screen



[View statement of line](#)

1	Select a model	Acrylic Screen
	w" x d" x h"	Metal Base
	69 x 26 x 72	65 DRD6972AS608 2160

2	Select a finish	MFW
	<a href="#">View finish details</a>	
	Metal finish	
	MFW White (standard). Additional metal finishes are available, see options.	

3	Select a edge	
	<a href="#">View edge details</a>	Flat

4	Select acrylic	28902
	<a href="#">View details</a>	28903
		27901
		62902
		51238
		51505

## Product features.

- Acrylic screen is 3/8" thick
- Available with two locking and non-locking industrial casters with white wheels
- Powder coated steel base comes standard in MFW White metal finish. Premium metal finish colors available when specified

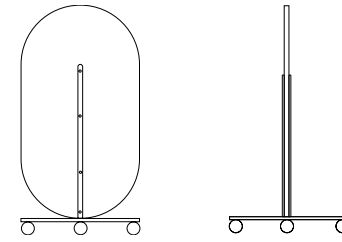
## Options.

### PREMIUM METAL FINISHES

- Specify Premium Base Metal Finish Color - \$350
- MFMB: Matte Black, MFG Grey, MFGB Grey Beige, MFGG: Graphite Grey, MFSS: Salmon Sienna, MFSA: Surfin Aquavert, MFPS: Pistachio, MFOS: Oyster, MFNA: Navy, MFOL: Olive

# Room divider.

The Oval  
PET Screen



1	Select a model	PET Screen
	w" x d" x h"	Metal Base
	40 x 26 x 78	70 DRD4078PS607 2160

[View statement of line](#)

2	Select a finish	MFW
	<a href="#">View finish details</a>	
	<b>Metal finish</b> MFW White (standard). Additional metal finishes are available, see options.	

3	Select a edge	
	<a href="#">View edge details</a>	Flat

4	Select acoustic color	39
	<a href="#">View details</a>	06
		21
		05
		02
		17
	45	

## Product features.

- PET screen is 12mm thick
- Available with two locking and non-locking industrial casters with white wheels
- Powder coated steel base comes standard in MFW White metal finish. Premium metal finish colors available when specified

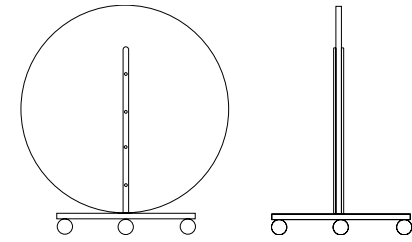
## Options.

### PREMIUM METAL FINISHES

- Specify Premium Base Metal Finish Color - \$350
- MFMB: Matte Black, MFG Grey, MFGB Grey Beige, MFGG: Graphite Grey, MFSS: Salmon Sienna, MFSA: Surfin Aquavert, MFPS: Pistachio, MFOS: Oyster, MFNA: Navy, MFOL: Olive

# Room divider.

The Circle  
PET Screen



[View statement of line](#)

1	Select a model	PET Screen
	w" x d" x h"	Metal Base
	59 x 26 x 66	65 DRD5966PS605 2160

2	Select a finish	MFW
	<a href="#">View finish details</a>	
	Metal finish	
	MFW White (standard). Additional metal finishes are available, see options.	

3	Select a edge	
	<a href="#">View edge details</a>	Flat

4	Select acoustic color	39
	<a href="#">View details</a>	06
		21
		05
		02
		17
		45

## Product features.

- PET screen is 12mm thick
- Available with two locking and non-locking industrial casters with white wheels
- Powder coated steel base comes standard in MFW White metal finish. Premium metal finish colors available when specified

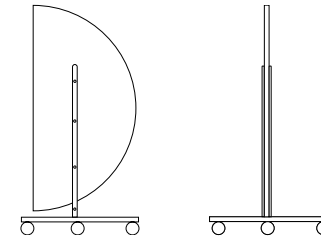
## Options.

### PREMIUM METAL FINISHES

- Specify Premium Base Metal Finish Color - \$350
- MFMB: Matte Black, MFG Grey, MFGB Grey Beige, MFGG: Graphite Grey, MFSS: Salmon Sienna, MFSA: Surfin Aquavert, MFPS: Pistachio, MFOS: Oyster, MFNA: Navy, MFOL: Olive

# Room divider.

The Crescent  
PET Screen



[View statement of line](#)

1	Select a model	PET Screen
	w" x d" x h"	Metal Base
	40 x 26 x 72	65 DRD4072PS606 2160

2	Select a finish	MFW
	<a href="#">View finish details</a>	
	<b>Metal finish</b> MFW White (standard). Additional metal finishes are available, see options.	

3	Select a edge	
	<a href="#">View edge details</a>	Flat

4	Select acoustic color	39
	<a href="#">View details</a>	06
		21
		05
		02
		17
	45	

## Product features.

- PET screen is 12mm thick
- Available with two locking and non-locking industrial casters with white wheels
- Powder coated steel base comes standard in MFW White metal finish. Premium metal finish colors available when specified

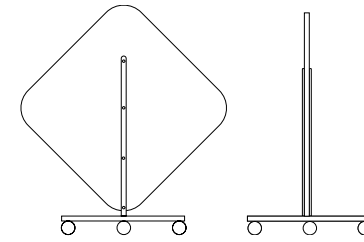
## Options.

### PREMIUM METAL FINISHES

- Specify Premium Base Metal Finish Color - \$350
- MFMB: Matte Black, MFG Grey, MFGB Grey Beige, MFGG: Graphite Grey, MFSS: Salmon Sienna, MFSA: Surfin Aquavert, MFPS: Pistachio, MFOS: Oyster, MFNA: Navy, MFOL: Olive

# Room divider.

The Diamond  
PET Screen



[View statement of line](#)

1	Select a model	PET Screen
	w" x d" x h"	Metal Base
	69 x 26 x 72	65 DRD6972PS608 2160

2	Select a finish	MFW
	<a href="#">View finish details</a>	
	Metal finish	
	MFW White (standard). Additional metal finishes are available, see options.	

3	Select a edge	
	<a href="#">View edge details</a>	Flat

4	Select acoustic color	39
	<a href="#">View details</a>	06
		21
		05
		02
		17
		45

## Product features.

- PET screen is 12mm thick
- Available with two locking and non-locking industrial casters with white wheels
- Powder coated steel base comes standard in MFW White metal finish. Premium metal finish colors available when specified

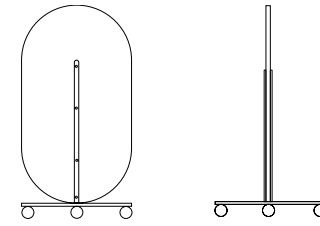
## Options.

### PREMIUM METAL FINISHES

- Specify Premium Base Metal Finish Color - \$350
- MFMB: Matte Black, MFG Grey, MFGB Grey Beige, MFGG: Graphite Grey, MFSS: Salmon Sienna, MFSA: Surfin Aquavert, MFPS: Pistachio, MFOS: Oyster, MFNA: Navy, MFOL: Olive

# Room divider.

The Oval  
Fabric Screen



[View statement of line](#)

## Product features.

- Available with two locking and non-locking industrial casters with white wheels
- Fabric screen is 1" thick
- Powder coated steel base comes standard in MFW White metal finish. Premium metal finish colors available when specified
- Specify available fabrics for screen: Blush: 532, Oase: 932, Pebble: 122, Banana: 422, Saffier: 792, Charcoal: 192, Swamp: 972

### NOTES

- Fabric screens are not tackable

## Options.

### PREMIUM METAL FINISHES

- Specify Premium Base Metal Finish Color - \$350
- MFMB: Matte Black, MFG Grey, MFGB Grey Beige, MFGG: Graphite Grey, MFSS: Salmon Sienna, MFSA: Surfin Aquavert, MFPS: Pistachio, MFOS: Oyster, MFNA: Navy, MFOL: Olive

1 model	COM	COL	1	2	3	4	5	6	7	8	9	10	11/L1	12	13/L2
DRD4078F5607	1325	N/A	1455	1530	1615	1700	1785	1870	1955	2040	2125	2210	2295	2380	2555
W x D x H 40 x 26 x 78			Upholstery Requirements Fabric yds: 4 Leather Sq. Ft.: N/A Carton Weight: 70												

2 Select a finish  
[View finish details](#)

**Metal finish**  
MFW White (standard). Additional metal finishes are available, see options.

3 Combination Fabrics  
[View finish details](#)

Combination  
Fabric Option  
Not Available

# Room divider.

The Circle  
Fabric Screen

1 model	COM	COL	1	2	3	4	5	6	7	8	9	10	11/L1	12	13/L2
DRD5966FS605	1325	N/A	1455	1530	1615	1700	1785	1870	1955	2040	2125	2210	2295	2380	2555
W x D x H 59 x 26 x 66			Upholstery Requirements Fabric yds: 3.5 Leather Sq. Ft.: N/A Carton Weight: 65												

## 2 Select a finish

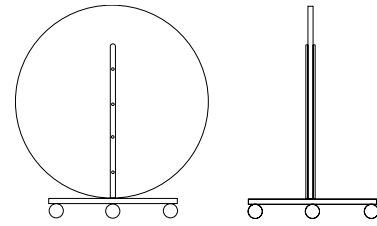
[View finish details](#)

**Metal finish**  
MFW White (standard). Additional metal finishes are available, see options.

## 3 Combination Fabrics

[View finish details](#)

Combination  
Fabric Option  
Not Available



[View statement of line](#)

## Product features.

- Available with two locking and non-locking industrial casters with white wheels
- Fabric screen is 1" thick
- Powder coated steel base comes standard in MFW White metal finish. Premium metal finish colors available when specified
- Specify available fabrics for screen: Blush: 532, Oase: 932, Pebble: 122, Banana: 422, Saffier: 792, Charcoal: 192, Swamp: 972

### NOTES

- Fabric must be 62" or wider to avoid center seam
- Fabric screens are not tackable

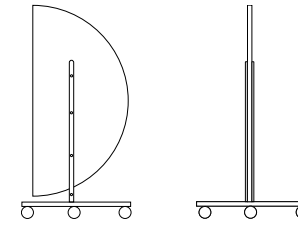
## Options.

### PREMIUM METAL FINISHES

- Specify Premium Base Metal Finish Color - \$350
- MFMB: Matte Black, MFG Grey, MFGB Grey Beige, MFGG: Graphite Grey, MFSS: Salmon Sienna, MFSA: Surfin Aquavert, MFPS: Pistachio, MFOS: Oyster, MFNA: Navy, MFOL: Olive

# Room divider.

The Crescent  
Fabric Screen



[View statement of line](#)

## Product features.

- Available with two locking and non-locking industrial casters with white wheels
- Fabric screen is 1" thick
- Powder coated steel base comes standard in MFW White metal finish. Premium metal finish colors available when specified
- Specify available fabrics for screen: Blush: 532, Oase: 932, Pebble: 122, Banana: 422, Saffier: 792, Charcoal: 192, Swamp: 972

### NOTES

- Fabric screens are not tackable

## Options.

### PREMIUM METAL FINISHES

- Specify Premium Base Metal Finish Color - \$350
- MFMB: Matte Black, MFG Grey, MFGB Grey Beige, MFGG: Graphite Grey, MFSS: Salmon Sienna, MFSA: Surfin Aquavert, MFPS: Pistachio, MFOS: Oyster, MFNA: Navy, MFOL: Olive

1 model	COM	COL	1	2	3	4	5	6	7	8	9	10	11/L1	12	13/L2
DRD4072F5606	1325	N/A	1455	1530	1615	1700	1785	1870	1955	2040	2125	2210	2295	2380	2555
W x D x H 40 x 26 x 72			Upholstery Requirements Fabric yds: 4 Leather Sq. Ft.: N/A Carton Weight: 65												

## 2 Select a finish

[View finish details](#)

**Metal finish**  
MFW White (standard). Additional metal finishes are available, see options.

## 3 Combination Fabrics

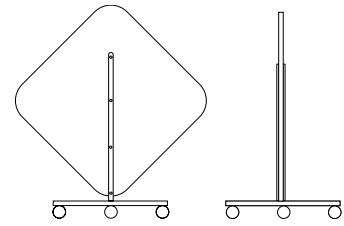
[View finish details](#)

Combination  
Fabric Option  
Not Available



# Room divider.

The Diamond  
Fabric Screen



[View statement of line](#)

## Product features.

- Available with two locking and non-locking industrial casters with white wheels
- Fabric screen is 1" thick
- Powder coated steel base comes standard in MFW White metal finish. Premium metal finish colors available when specified
- Specify available fabrics for screen: Blush: 532, Oase: 932, Pebble: 122, Banana: 422, Saffier: 792, Charcoal: 192, Swamp: 972

### NOTES

- Fabric must be 62" or wider to avoid center seam
- Fabric screens are not tackable

## Options.

### PREMIUM METAL FINISHES

- Specify Premium Base Metal Finish Color - \$350
- MFMB: Matte Black, MFG Grey, MFGB Grey Beige, MFGG: Graphite Grey, MFSS: Salmon Sienna, MFSA: Surfin Aquavert, MFPS: Pistachio, MFOS: Oyster, MFNA: Navy, MFOL: Olive

1 model	COM	COL	1	2	3	4	5	6	7	8	9	10	11/L1	12	13/L2
DRD6972F5608	1325	N/A	1455	1530	1615	1700	1785	1870	1955	2040	2125	2210	2295	2380	2555
W x D x H 69 x 26 x 72			Upholstery Requirements Fabric yds: 4 Leather Sq. Ft.: N/A Carton Weight: 65												

## 2 Select a finish

[View finish details](#)

**Metal finish**  
MFW White (standard). Additional metal finishes are available, see options.

## 3 Combination Fabrics

[View finish details](#)

Combination  
Fabric Option  
Not Available

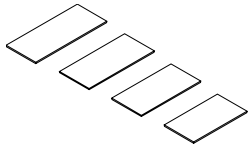
Not so square  
open price list.



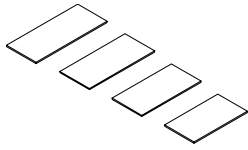
## Not so square open table of contents

Statement of Line	
Fabric seat & leather program.....	1
Features & Advantages .....	4
Finishes   Specifications .....	6
Edges   Pulls.....	7
Grommets   Grommet Reference.....	8
Modesty Reference   Doors   Grain Direction.....	9
Drawer Dimensions   Filing Reference.....	10
Wire Management.....	11
Workstation Typical.....	12
Worksurface Tops .....	13
Legs.....	15
Adjustable Height Desk and Units .....	17
Storage Tower Kits.....	21
End Cabinets .....	25
Benches and Mobile Peds.....	27
Shared Storage .....	30
Not SO square Stools .....	31
Bar Height Table and Bar Stools.....	32
Fabric Privacy and Modesty Tack Panels.....	34
Acrylic End Privacy Panels.....	37
Glass Privacy Modesty Panels.....	40
Options.....	42
Power & Data .....	51

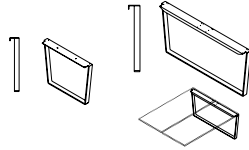
# Not so square open statement of line



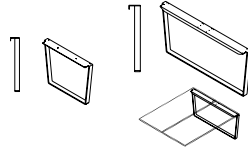
PAGE 13  
Worksurface Tops



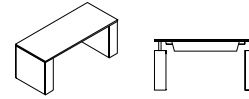
PAGE 14  
Worksurface Tops



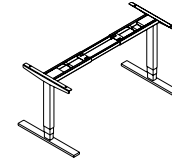
PAGE 15  
Legs



PAGE 16  
Legs



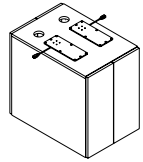
PAGE 17  
Adjustable Height Desk And Units



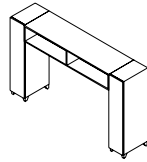
PAGE 18  
Adjustable Height Desk And Units



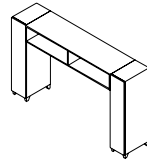
PAGE 19  
Adjustable Height Desk And Units



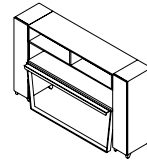
PAGE 20  
Adjustable Height Desk And Units



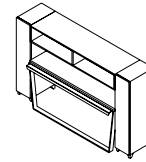
PAGE 21  
Storage Tower Kits - Kit #1



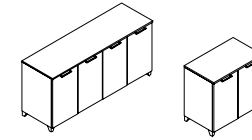
PAGE 22  
Storage Tower Kits - Kit #2



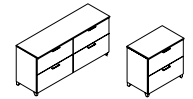
PAGE 23  
Storage Tower Kits - Kit #3



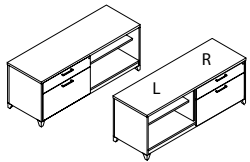
PAGE 24  
Storage Tower Kits - Kit #4



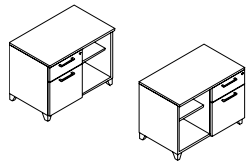
PAGE 25  
End Cabinets



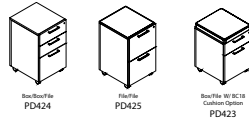
PAGE 26  
End Cabinets



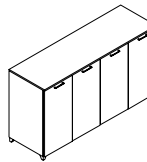
PAGE 27  
Benches And Mobile Peds



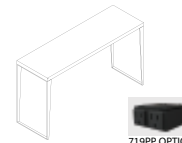
PAGE 28  
Benches And Mobile Peds



PAGE 29  
Benches And Mobile Peds



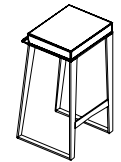
PAGE 30  
Shared Storage



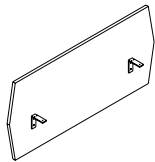
PAGE 31  
Bar Height Table And Bar Stools



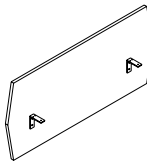
PAGE 32  
Bar Height Table And Bar Stools



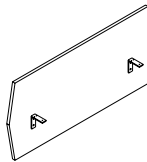
PAGE 33  
Bar Height Table And Bar Stools



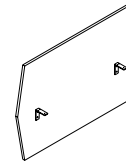
PAGE 34  
Fabric Privacy And Modesty Tack Panels



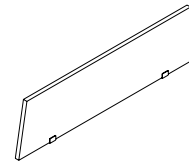
PAGE 35  
Fabric Privacy And Modesty Tack Panels



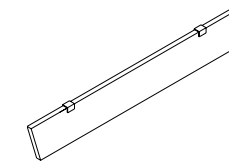
PAGE 36  
Fabric Privacy And Modesty Tack Panels



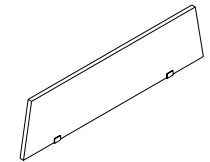
PAGE 37  
Acrylic Privacy/Modesty Panels



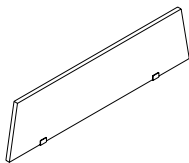
PAGE 38  
Acrylic Privacy/Modesty Panels



PAGE 39  
Acrylic Privacy/Modesty Panels



PAGE 40  
Ultraclear Glass Privacy/Modesty Panels



PAGE 41  
Ultraclear Glass Privacy/Modesty Panels

## Not so square open seating fabric & leather program

### Seating & fabric leather program

DARRAN has partnered with some of the most prestigious fabric suppliers of the office furniture industry to bring you quality fabrics that are engaging designs, environmentally friendly and durable for years to come. The majority of fabrics we have graded-in are in heavy supply making it most likely available on our Quickship however, we cannot guarantee stock. If you do not see the fabric you wish to include in a project, please contact our Factory to see if this pattern can be graded in at 800.334.7891.

### Fabrics & Leathers

Please visit our Seating Fabrics page at [darran.com/textilesleather](http://darran.com/textilesleather)

Camira  
[www.camirafabrics.com](http://www.camirafabrics.com)  
 800.334.789

Wollsdorf  
[www.wollsdorf.com](http://www.wollsdorf.com)  
 336.884.5005

CFStinson  
[www.cfstinson.com](http://www.cfstinson.com)  
 800.841.6279

Green Hides  
[www.greenhides.com](http://www.greenhides.com)  
 336.315.9720

DesignTex  
[www.designtex.com](http://www.designtex.com)  
 800.797.4949

Maharam  
[www.maharam.com](http://www.maharam.com)  
 800.645.3943

Momentum Textiles  
[www.momentumtextiles.com](http://www.momentumtextiles.com)  
 800.366.6839

Ultrafabrics  
[www.ultrafabricsinc.com](http://www.ultrafabricsinc.com)  
 800.334.7891

Application instructions must be specified on the purchase order or COM / COL submission form. In the absence of application instructions, DARRAN will apply materials accordingly.

### CAL117

All DARRAN seating products conform to California Technical Bulletin 117 as a minimum standard.

### CAL133

To meet the California Technical Bulletin 133 flammability regulation, a combination of proper materials must be used to pass, as it tests the fire resistance of a finished product. Flame resistant fabric, a fire blocker material and special foam must be used to pass CAL133 fire codes.

Testing is available for all seating products with the following fees and considerations:

- If laboratory certification is not required, any style can be manufactured to comply with California Technical Bulletin 133 for \$75 list per yard required. (Customer's Own Materials must factor in additional yardage requirements based on repeat.)
- The purchase order must clearly indicate the requirement of California Technical Bulletin 133
- If laboratory California Technical Bulletin 133 certification is required, the cost of testing a chair is \$820 NET, plus the cost of the chair and covering material.
- An additional lead time of 4 to 6 weeks is required for testing for CAL133.
- Once testing is completed, we will provide a certification letter specific to the sample tested for CAL133.
- DARRAN's manufacturing procedures for California TB 133 compliance are based on the testing of representative style with specific fabrics. Please contact Customer Service for an updated list of tested models.
- A copy of test certification is available upon request.

## Not so square open seating fabric & leather program

### Combination fabrics

DARRAN is pleased to offer customers the design freedom of combination fabrics. When using fabric, vinyl or leather combinations, pricing will be as follows:

- When combining two materials of the same grade, pricing will be specified grade + 5%.
- If combining two materials of different grades or leather/ fabric combination, use the highest grade/price + 5%.
- If using COM or COL, pricing will be COM or COL + 5%. If both COM + COL are used in combination, use COL + 5%

### COM/COL ordering instructions

Please complete the COM Submission Form prior to ordering the fabric from the supplier. All COM fabrics must be approved prior to order submission. Please refer to our website or contact DARRAN Seating Customer Service for an updated list of preapproved COM fabrics. Application instructions must be specified on the purchase order or COM/COL submission form. In the absence of application instructions, DARRAN will apply materials in the best manner and cannot be held responsible for tailoring or application objections after upholstering. COM orders will be scheduled for production after receipt of the material. Packages must be clearly marked and the fabric must be first quality, continuous yardage.

### COM/COL yardage requirements

The yardage requirements stated in this price list for each style are calculated using 54" wide, non-directional fabrics. For fabrics with a different width or for patterns with repeats, please refer to the below chart to calculate the additional percent of fabric required:

Fabric Width	Plain Fabric	2" - 14" Repeat	15" - 19" Repeat	20" - 27" Repeat	28" - 36" Repeat
54"	0	15%	20%	25%	30%
53"	6%	19%	24%	28%	36%
52"	13%	23%	28%	33%	38%
51"	19%	26%	31%	36%	41%
50"	25%	30%	35%	40%	45%
49"	30%	35%	40%	45%	50%
48"	35%	40%	45%	50%	55%
47"	45%	50%	55%	58%	65%

## Not so square open seating fabric & leather program

NOTE: Prior To Completion Of This Form, Please Refer To Our Graded In Materials Program For Preapproved Fabrics/Leathers.

### COM/COL Approval

DARRAN Furniture Industries  
 2402 Shore Street, High Point, NC 27263  
 ATTN: Seating Division / COM/COL Approval  
 TAG: DARRAN Purchase Order Number

### Shipping approved COM/COL materials

DARRAN Furniture Industries  
 2402 Shore Street, High Point, NC 27263  
 ATTN: Seating Division / COM/COL Approval  
 TAG: DARRAN Purchase Order Number

Please complete this form, attach a 6" x 6" sample and mail to the COM/COL APPROVAL address shown above.  
 This form can also be downloaded from our website at [www.darran.com/leathers](http://www.darran.com/leathers) OR [www.darran.com/fabrics](http://www.darran.com/fabrics)

Purchase Order # \_\_\_\_\_  
 Dealer's Name \_\_\_\_\_  
 Contact \_\_\_\_\_  
 Address \_\_\_\_\_  
 Telephone \_\_\_\_\_  
 Email \_\_\_\_\_  
 Chair Style \_\_\_\_\_  
 Manufacturer \_\_\_\_\_  
 Pattern Name \_\_\_\_\_  
 Pattern Color \_\_\_\_\_  
 Content \_\_\_\_\_  
 Repeat \_\_\_\_\_

Please specify any special requirements and check the application above.

\_\_\_\_\_  
 \_\_\_\_\_  
 \_\_\_\_\_

ATTACH 6" X 6" FABRIC/LEATHER SAMPLE HERE


**NOTE**

Actual Fabric/Leather samples needed instead of digital images. If digital images are sent in lieu of samples, DARRAN will only verify the pattern and will not take responsibility for color variances that cannot be verified due to printing restrictions


In the absence of application instructions, DARRAN will apply the material in the best manner and cannot be held responsible for tailoring or application objections after upholstering.

Unless otherwise instructed on the purchase order, excess COM materials will be recycled at the discretion of DARRAN after six months of the original product ship date.

The COM approval solely pertains to the application of the fabric onto the specified DARRAN seating product. DARRAN's approval or acceptance does not constitute any responsibility or warranty to the overall appearance, durability, flammability, defects, dye lot variations or colorfastness of the COM. It is the customer's responsibility to ensure the COM meets CAL 117 compliance and are first quality continuous goods.



**RAILROAD**



**SETUP**

## Not so square open features & advantages

### TFL tops

Thermally Fused Laminate tops feature a 45-pound density substrate with balanced 3-ply construction. Tops are 1-1/8" thick on MDF core that is comprised of 100% recycled and recovered wood fibers. All Thermally Fused Laminate tops are available with a 2mm flat PVC band. Laminates in wood grain patterns feature Timberline Texture providing the grain pattern of wood.

### Chassis & pedestal

Chassis components are 3/4" thick core of particle board or MDF rated EPP/SCS/CARB-II material with 3-ply balanced construction. Pedestal and Cabinets feature dowel construction reinforced with steel bracket plates, wood cleats, screws and glue. All units are standard with 1" adjustable glides that allow for leveling of units that are secured in solid wood glide blocks to prevent tearout.

### Overhead cabinet construction

#### Freestanding & wall mount

Freestanding Overhead storage cabinets are constructed of 1" and 3/4" thick core of particle board or MDF rated EPP/SCS/CARB-II material with 3-ply balanced construction. Panels are attached with cam fasteners in conjunction with dowels securely adhered with PVAc glue. All surface mount cabinets connect to work surface with anti-slip tape. Wall mount cabinets are mounted to the wall with steel "z" bracket attachment method using 5mm euro screws to attach to the back of the cabinet. All units ship with a steel "z" bracket. This bracket is mounted to the wall by field installers. Installers are responsible for selecting and supplying appropriate fasteners for wall conditions.

### Bookcase Construction

All chassis (sides, back, top and bottom panels) are constructed with 3/4" thick core of particle board or MDF rated EPP/SCS/CARB-II material with 3-ply balanced construction. Panels are attached with cam-lock fasteners in conjunction with dowels securely adhered with glue. Shelves on all units are 3/4" thick balance 3 ply panels. Optional heavy duty shelves are 1" thick lumber core balanced 5 ply construction.

### Tackboards

Wall mount tackboards are constructed of .75" thick fiberboard. The fabric is precisely aligned and fitted to the tackboard with a sock on cover. Overhead storage tackboards are constructed of .75" thick fiberboard. The fabric is precisely aligned and fitted to the tackboard and adhered to the rigid hardboard with staples. Wall mount cabinets are mounted to the wall with steel "z" bracket attachment method using 5mm euro screws to attach to the back of the cabinet. All units ship with a steel "z" bracket. This bracket is mounted to the wall by field installers. Installers are responsible for selecting and supplying appropriate fasteners for wall conditions.

### Adjustable glides

Glides provide 1" of vertical leveling adjustment. Glide bottom is durable metal. Glides are secured in solid wood blocks that are screwed and glued for durability.

### Drawers

All drawers are constructed with mitre joint/dowel construction in a natural maple finish with four sides and a bottom, which are attached to a drawer front with screws for easy removal. Drawer fronts are vertically matched in balanced sets. Pencil trays are standard in all box drawers. Drawers are constructed of 1/2" thick wood grained wrapped 5 sided miter-folded construction with 1/4" thick hardboard bottoms reinforced for heavy weight capacity. Drawers have been tested and pass BIFMA 50,000 cycle test. All drawers are guaranteed lifetime with free replacement warranty. Optional veneered plywood drawers feature banded top and bottom edges for smoothness. Drawers are dowel joint constructed with a UV cured finish over maple veneers. Lifetime free replacement warranty. Optional wood drawer (any size) Option code P33 \$40 List per drawer

### Drawer fronts

Drawer fronts are vertically matched in balanced sets. Doors feature vertical veneer bookmatched horizontally in sets of 2 / 4 and 6 doors. All drawers and doors have traditional scallop profile edge shape. All tower fronts matched in vertical sets.

### Suspensions

All casegoods utilize cold rolled steel zinc plated high-grade drawer suspensions. All suspensions are warranted for the lifetime of the product. Box and File drawers are full extension, featuring steel ball bearings for a smoother quieter range of motion and are rated 100lbs. Lateral file drawers are a progressive action full extension suspension and is rated at 150lbs. Veneer and High Pressure laminate casegoods feature soft close suspension. Thermally Fused Laminate casegoods feature standard suspensions. Lateral files include anti tip mechanism that allow only one drawer to be opened at a time.

### Hinges

Units with doors include 95 degree swing hinges.



## Not so square open features & advantages

### Filing

Not SO square open features a highly durable black plastic extrusion that is securely fastened into a route on top of the drawer to support hanging files. An adjustable crossbar is provided for all file drawers that enables legal/letter filing front to back or side-to-side based on the drawer size.

### Optional wood drawers

Optional hardwood veneer plywood drawers feature banded top and bottom edges for smoothness. Drawers are dowel joint construction with a UV cured finish over maple veneers, plus a lifetime free replacement guarantee.

Optional Wood Drawer (Any Size) – Option Code P33...\$40 List Price Per Drawer

## Not so square open finishes | specifications

STANDARD VENEER	PREMIUM VENEER	HIGH PRESSURE LAMINATE	THERMALLY FUSED LAMINATE
N/A.....	N/A.....	N/A.....	MAC Amber Cherry
N/A.....	N/A.....	N/A.....	MEC Ebony
N/A.....	N/A.....	N/A.....	MHC Honey Cherry
N/A.....	N/A.....	N/A.....	MOC KoKo Cherry
N/A.....	N/A.....	N/A.....	MGW Gunstock Walnut
N/A.....	N/A.....	N/A.....	MTW Studio Teak Walnut
N/A.....	N/A.....	N/A.....	MSW Skyline
N/A.....	N/A.....	N/A.....	MWL Designer White

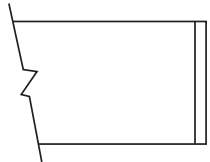
HPL TOPS ON TFL PRODUCTS Add 10% - Available with flat edge only

Send 3x3 or larger finish chip for color match. Custom finish upcharge is 3% or \$250 Net (whichever is greater).

## Not so square open edges

### Standard Profile

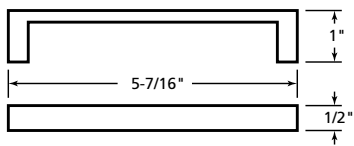
Flat Edge



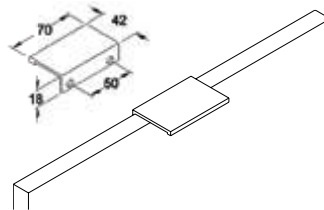
**Flat**  
2mm PVC Edge

### Pulls

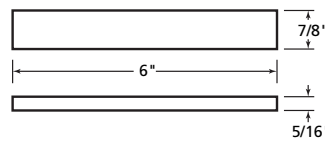
Factory Installed



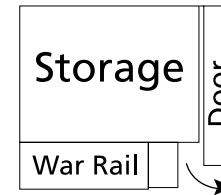
PL-115 Matte Black  
PL-116 Matte Nickel



PL-260 Anodized Aluminum  
PL-261 White  
(Drawers Only)  
Optional \$15 list per pull



PL-210 Anodized Aluminum



Finger Pull

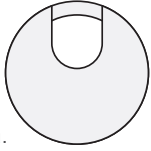
DARRAN Will Quote Any OEM Pull/Knob From: [www.coolknobsandpulls.com](http://www.coolknobsandpulls.com) | [www.hafele.com](http://www.hafele.com) | [www.richelieu.com](http://www.richelieu.com)

## Not so square open grommets | grommet reference

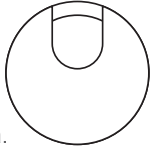
TM30  
Black  
1-5/8" Dia.



TM31  
Silver  
1-5/8" Dia.



TM34  
White  
1-5/8" Dia.



### Optional grommets

Factory Installed

Grommets (Standard Location)

Specify Color and Left/Right/Center - \$50 ea.

- Black: TM30-R (Right), TM30-L (Left), TM30-C (Center)

- Silver: TM31-R (Right), TM31-L (Left), TM31-C (Center)

- White: TM33-R (Right), TM33-L (Left), TM33-C (Center)

Grommets (Non-Standard Location)

Provide drawing w/ Grommet Location and Specify Color - \$95 ea.

- Black: TM30-NS

- Silver: TM31-NS

- White: TM34-NS

TM50  
Black  
1-5/8" Dia.




### Grommets (vertical surface)

Standard Location - \$50 ea.

- Black Plastic Vertical Surface: TM50-C (Bottom Center)

Non-Standard Location - \$95 ea.

- Black Plastic Vertical Surface: TM50-NS




W1

### Horizontal J-channel

Horizontal J-Channel wire management (Sku: W-1) is sold separately to conceal wire under worksurfaces.

## Standard grommet location reference



Worksurface




Shared Door Storage

Specify Right, Left or Center Grommet


# Not so square open door detail | grain direction

## Overhead door detail



Panel Door

## Grain direction



Worksurface



Shared Storage / End Cabinets




Connecting Surface

# Not so square open drawer dimensions | filing reference


## Interior drawer dimensions

UNIT DEPTH	DRAWER TYPE	OVERALL DIMENSIONS			INTERIOR DRAWER DIMENSIONS			NOTES
		W	D	H	W	D	H	
15-5/8" Letter	36" Box	13-1/8	19-11/16	4	12-1/8	18-11/16	3-7/16	Units less than 72"
	36" File	13-1/8	19-11/16	9-13/16	12-1/8	18-11/16	9-5/16	Units less than 72"
	30" Box	13-1/8	19-11/16	4	12-1/8	18-11/16	3-7/16	Units less than 72"
	30" File	13-1/8	19-11/16	9-13/16	12-1/8	18-11/16	9-5/16	Units less than 72"
	24" Box	13-1/8	16-1/16	4	12-1/8	15-1/16	3-7/16	Units less than 72"
	24" File	13-1/8	16-1/16	9-13/16	12-1/8	15-1/16	9-5/16	Units less than 72"
29" Lateral	24" Box	26-1/2	16-1/16	4	25-1/2	15-1/16	3-7/16	Workstation Credenzas less than 82"
	24" File	26-1/2	16-1/16	9-13/16	25-1/2	15-1/16	9-5/16	Workstation Credenzas less than 82"
31" Lateral	24" File	28-9/16	16-1/16	9-13/16	27-9/16	15-1/16	9-5/16	Multi-File Lateral File
35" Lateral	24" Box	32-1/2	16-1/16	4	31-1/2	15-1/16	3-7/16	Workstation Credenzas over 83"
	24" File	32-1/2	16-1/16	9-13/16	31-1/2	15-1/16	9-5/16	Workstation Credenzas over 83"

### Filing for 24" Depth Units 13" Wide File Drawer - 16" Deep




Letter Front to Back




Legal Side to Side  
with File Rail

### 29" Lateral File Drawer


26-1/2" Wide File Drawer - 16-1/16" Deep



Legal Side to Side




Legal Side to Side  
Letter Front to Back  
with File Rail




Letter Front to Back  
with File Rail


### Filing for 30" & 36" Depth Units 13" Wide File Drawer - 20" Deep



Letter Front to Back




Legal Side to Side  
with File Rail



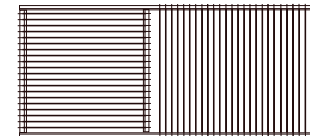
Letter Side to Side  
with File Rail

### 35" Lateral File Drawer

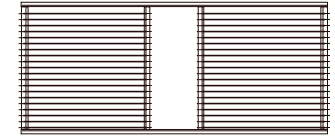
32-1/2" Wide File Drawer - 16-1/16" Deep



Legal Side to Side



Legal Side to Side  
Letter Front to Back  
with File Rail



Letter Front to Back  
with File Rail

## Not so square open wire management to floor



### WI7 - Wire management cover

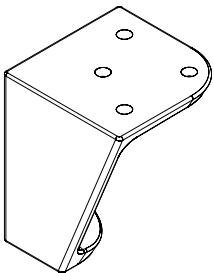
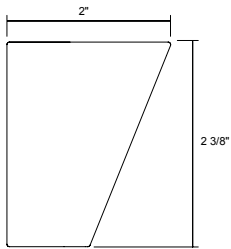
NOT SO square has special metal covers that attach to legs to handle wires to the floor. The cover may be attached to the inside of any leg with magnets for each removal.

All metal legs and supports have wire management covers available in silver, white or black.

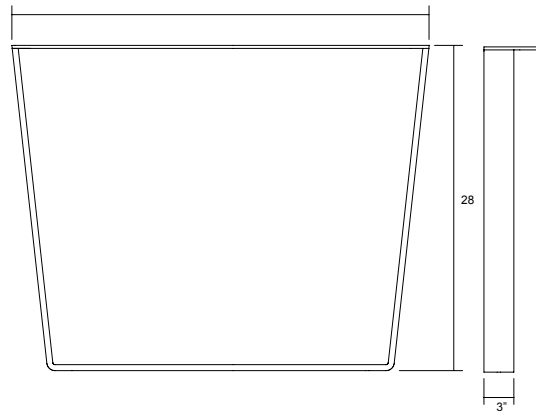
### Metal Leg Offering

All metal is standard silver.

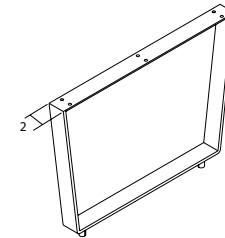
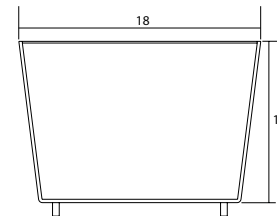
Cabinet Angular Foot  
Cast Metal Leg



Angular Base  
30" and 61"



Overhead Support



## Not so square open adjustable workstation typical

Use pre-assembled electrical packages or specify your own available plug or hardware.

Double sided overheads give each person personal storage.



End leg for single top connection.


Connecting leg for double top connection.

End leg for single top connection.



# NOT SO square open.

Worksurface Tops  
Worksurface Tops



## 1 Select a model

w" x d" x h"	weight
72 x 30 x 1.125	75
66 x 30 x 1.125	70
60 x 30 x 1.125	60
54 x 30 x 1.125	55

Standard Veneer Top Standard Veneer Chassis	Premium Veneer Top Premium Veneer Chassis	High Pressure Laminate Top Veneer Chassis	Thermally Fused Laminate Top Thermally Fused Laminate Chassis
"W" option N/A	"P" Option N/A	"G" Option N/A	NSS7230OP700M 555
"W" option N/A	"P" Option N/A	"G" Option N/A	NSS6630OP700M 544
"W" option N/A	"P" Option N/A	"G" Option N/A	NSS6030OP700M 473
"W" option N/A	"P" Option N/A	"G" Option N/A	NSS5430OP700M 462

[View statement of line](#)

## 2 Select a finish

[View finish details](#)

- MAC
- MEC
- MOC
- MGW
- MTW
- MSW
- MWL
- MSW

## 3 Select a edge

[View edge details](#)



## 4 Select hardware

[View hardware details](#)

Hardware  
N/A

## Product features.

- 1.125 Inches thick melamine with PVC edge
- Surfaces 66" and over have two horizontal support rods
- Wire trough will be cut into top surface if specified
- Work surface may be connected to end leg, middle leg, case and privacy end panel

## Options.

### GROMMETS (STANDARD LOCATION)

- Specify Color and Location (Right/Left/Center) - \$50 ea.
- Black: TM30-R (Right), TM30-L (Left), TM30-C (Center)
  - Silver: TM31-R (Right), TM31-L (Left), TM31-C (Center)
  - White: TM34-R (Right), TM34-L (Left), TM34-C (Center)


### GROMMETS (NON-STANDARD LOCATION)

- Provide drawing w/ Grommet Location and Specify Color - \$95 ea.
- Black: TM30-NS
  - Silver: TM32-NS
  - White: TM34-NS

# NOT SO square open.

Worksurface Tops

Worksurface Tops With Exposed Plywood Edge



## 1 Select a model

w" x d" x h"

weight

Standard Veneer Top		Premium Veneer Top	
Standard Veneer Chassis		Premium Veneer Chassis	
72 x 30 x 1.5	75	NSS7230OP800W	1345
66 x 30 x 1.5	70	NSS6630OP800W	1333
60 x 30 x 1.5	60	NSS6030OP800W	1323
54 x 30 x 1.5	55	NSS5430OP800W	1310

Premium Veneer Top	
Premium Veneer Chassis	
"P" Option N/A	
"P" Option N/A	
"P" Option N/A	
"P" Option N/A	

High Pressure Laminate Top	
Veneer Chassis	
"G" Option N/A	
"G" Option N/A	
"G" Option N/A	
"G" Option N/A	

[View statement of line](#)

Thermally Fused Laminate Top	
Thermally Fused Laminate Chassis	
"M" Option N/A	
"M" Option N/A	
"M" Option N/A	
"M" Option N/A	

## 2 Select a finish

[View finish details](#)

WEPB

## 3 Select a edge

[View edge details](#)



Exposed Plywood

## 4 Select hardware

[View hardware details](#)

Hardware N/A

## Product features.

- 1.125" Tops w/ exposed plywood edge
- Surfaces 66" and over have two horizontal support rods
- Wire trough will be cut into top surface if specified
- Work surface may be connected to end leg, middle leg, case and privacy end panel

## Options.

### GROMMETS (STANDARD LOCATION)

- Specify Color and Location (Right/Left/Center) - \$50 ea.
- Black: TM30-R (Right), TM30-L (Left), TM30-C (Center)
  - Silver: TM31-R (Right), TM31-L (Left), TM31-C (Center)
  - White: TM34-R (Right), TM34-L (Left), TM34-C (Center)

### GROMMETS (NON-STANDARD LOCATION)

- Provide drawing w/ Grommet Location and Specify Color - \$95 ea.
- Black: TM30-NS
  - Silver: TM32-NS
  - White: TM34-NS

### TOP

- MMB: Markerboard top - \$60

### EXPOSED PLYWOOD EDGE

- WEPB: Exposed Plywood Edge w/ Baltic Birch Veneer - n/c
- Only available with WCF - Clear Coat Finish

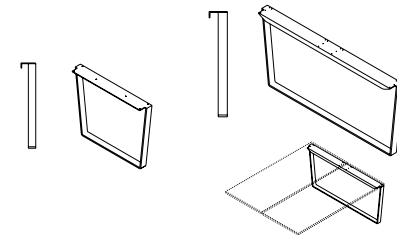
### PLANK MATCH VENEER

Prices below are in addition to "M" product pricing

- RPMV72: 72 x 30 Top: \$ 1,255
- RPMV66: 66 x 30 Top: \$1,225
- RPMV60: 60 x 30 Top: \$1,195
- RPMV54: 54 x 30 Top: \$1,195

# NOT SO square open.

Legs  
End Leg



1 Select a model w" x d" x h"	weight	Metal Leg	
<b>Double leg</b> 61 x 3 x 27.75	80	ASB61	904
<b>Single leg</b> 30 x 3 x 27.75	40	ASB30	661

[View statement of line](#)

2 Select a finish  
[View finish details](#)

**Metal finish**  
MFS Silver. Additional metal finishes are available, see options.

3 Select a edge  
[View edge details](#)

Edge  
N/A

4 Select hardware  
[View hardware details](#)

Hardware  
N/A

## Product features.

- One half inch thick steel legs have been laser cut and bent to create unique not so square shape
- Specify end legs with single connection and center legs to connect two tops together
- Standard Silver Leg (optional White, Black)
- Top connection of leg is reinforced with turn downs that will keep tops from warping

## Options.

### COVER

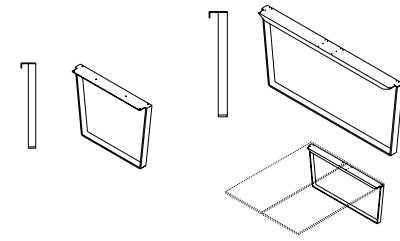
- W17: Wire Management cover - \$80 (Attaches to the leg by magnets)

### PREMIUM FINISH OPTION

- Specify leg metal finish color - \$100 per leg
- MFW: White, MFB: Black

# NOT SO square open.

Legs  
Connecting Leg



1 Select a model w" x d" x h"	weight	Metal Leg			<a href="#">View statement of line</a>
<b>Double leg</b> 61 x 3 x 27.75	90	ASB61DT	916		
2 Select a finish <a href="#">View finish details</a>	<p><b>Metal finish</b> MFS Silver. Additional metal finishes are available, see options.</p>				
3 Select a edge <a href="#">View edge details</a>	<p>Edge N/A</p>				
4 Select hardware <a href="#">View hardware details</a>	<p>Hardware N/A</p>				

## Product features.

- One half inch thick steel legs have been laser cut and bent to create unique not so square shape
- Specify end legs with single connection and center legs to connect two tops together
- Standard Silver Leg (optional White, Black)
- Top connection of leg is reinforced with turn downs that will keep tops from warping

## Options.

### COVER


- W17: Wire Management cover - \$80 (Attaches to the leg by magnets)

### PREMIUM FINISH OPTION


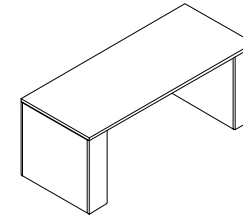
- Specify leg metal finish color - \$100 per leg
- MFW: White, MFB: Black

# NOT SO square open.

Adjustable Height Desk And Units  
Adjustable Height Desk - With Acrylic Half Modesty Panel

1 Select a model w" x d" x h"	weight	Standard Veneer Top Standard Veneer Chassis	Premium Veneer Top Premium Veneer Chassis	High Pressure Laminate Top Veneer Chassis	Thermally Fused Laminate Top Thermally Fused Laminate Chassis
72 x 30 x 29-48	340	"W" option N/A	"P" Option N/A	"G" Option N/A	NSS7230OP730M 5574
<p>2 Select a finish <a href="#">View finish details</a></p> <p>3 Select a edge <a href="#">View edge details</a></p> <p>4 Select hardware <a href="#">View hardware details</a></p>					
<p>MAC MEC MOC MGW MTW MSW MWL MSW</p> <p> Flat</p> <p>Hardware N/A</p>					

[View statement of line](#)



## Product features.

- Acrylic half modesty panel (White)
- Door storage pedestals
- Electronic mechanism with programmable lift
- Max load on frame is 220 lbs
- Metal parts include 5 year warranty
- Motor includes 2 year warranty

### NOTES

- \*Grommets and power pods locations need to be specified on drawings when ordering
- Shipped KD

## Options.

### ACCESSORIES

- K28: Articulating Keyboard w/ Mouse Pad - \$390

### DESK LIGHT

- LT-BEND: Bend Light - specify location - \$155

### GROMMETS (STANDARD LOCATION)

Specify Color and Location Right/Left - \$50 ea.

- Black: TM30-R (Right), TM30-L (Left)
- Silver: TM31-R (Right), TM31-L (Left)
- White: TM34-R (Right), TM34-L (Left)

### GROMMETS (NON-STANDARD LOCATION)

Provide drawing w/ Grommet Location and Specify Color - \$95 ea.

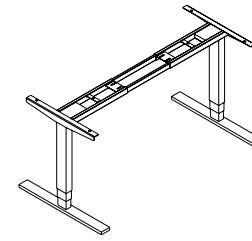
- Black: TM30-NS
- Silver: TM32-NS
- White: TM34-NS

### MODESTY

- DM: Delete Modesty Option - Deduct \$350

# NOT SO square open.

Adjustable Height Desk And Units  
Adjustable Height Mechanism



1 Select a model w" x d" x h"	weight	Component			<a href="#">View statement of line</a>
54-72 x 30 x 30-48	160	NSS5430OP702 3065			
2 Select a finish <a href="#">View finish details</a>					
Metal finish MFS Silver, MFW White, MFB White					
3 Select a edge <a href="#">View edge details</a>		Edge N/A			
4 Select hardware <a href="#">View hardware details</a>		Hardware N/A			

## Product features.

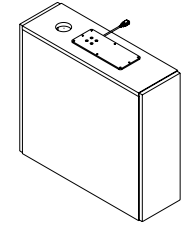
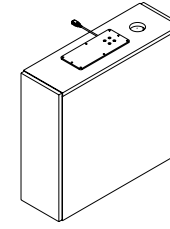
- Electronic mechanism with programmable lift
- Max load on frame is 220 lbs
- Metal parts include 5 year warranty
- Motor includes 2 year warranty

## Options.

### BASE

- MFB: Black metal finish - n/c
- MFW: White metal finish - n/c

**NOT SO square open.**  
Adjustable Height Desk And Units  
Single Leg Pedestal



1 Select a model w" x d" x h"	weight	Standard Veneer Top	Premium Veneer Top	High Pressure Laminate Top	Thermally Fused Laminate Top
		Standard Veneer Chassis	Premium Veneer Chassis	Veneer Chassis	Thermally Fused Laminate Chassis
<b>Left Hinge Storage</b> 8 x 30 x 28.875	50	"W" option N/A	"P" Option N/A	"G" Option N/A	NSS3009OP603M 2324
<b>Right Hinge Storage</b> 8 x 30 x 28.875	50	"W" option N/A	"P" Option N/A	"G" Option N/A	NSS3009OP604M 2324
2 Select a finish <i>View finish details</i>					MAC MEC MOC MGW MTW MSW MWL MSW
3 Select a edge <i>View edge details</i>					Edge N/A
4 Select hardware <i>View hardware details</i>					Hardware N/A

[View statement of line](#)

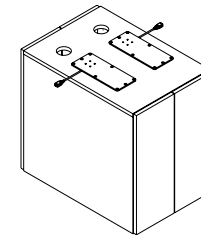
**Product features.**

- Electronic mechanism with programmable lift
- Max load on frame is 175 lbs per leg
- Metal parts include 5 year warranty
- Motor includes 2 year warranty
- Single leg features left and right hinge cabinet
- Cabinet door is touch latch

**NOTES**

- Interior dimensions of storage area: 22" H, 12.75" D, 7.75" W

**NOT SO square open.**  
Adjustable Height Desk And Units  
*Double Leg Pedestal*



1 Select a model		Standard Veneer Top Standard Veneer Chassis	Premium Veneer Top Premium Veneer Chassis	High Pressure Laminate Top Veneer Chassis	Thermally Fused Laminate Top Thermally Fused Laminate Chassis
w" x d" x h"	weight	"W" option N/A	"P" Option N/A	"G" Option N/A	NSS3018OP703M 3546
18 30 x 28.875	85				
2 Select a finish <i>View finish details</i>					MAC MEC MOC MGW MTW MSW MWL MSW
3 Select a edge <i>View edge details</i>					Edge N/A
4 Select hardware <i>View hardware details</i>					Hardware N/A

[View statement of line](#)

**Product features.**

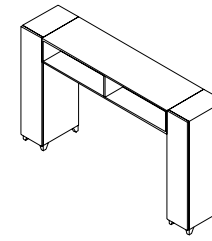
- Electronic mechanism with programmable lift
- Max load on frame is 175 lbs per leg
- Metal parts include 5 year warranty
- Motor includes 2 year warranty
- Single leg features left and right hinge cabinet
- Cabinet door is touch latch



# NOT SO square open.

Storage Tower Kits - Kit #1

48" H Bridge Unit, Open Unit, Overhead W/ 2 Sided Access



[View statement of line](#)

1 Select a model w" x d" x h"	weight	Standard Veneer Top	Premium Veneer Top	High Pressure Laminate Top	Thermally Fused Laminate Top
		Standard Veneer Chassis	Premium Veneer Chassis	Veneer Chassis	Thermally Fused Laminate Chassis
<b>Storage Left Hinge (1)</b> 10 x 18 x 48	75	"W" option N/A	"P" Option N/A	"G" Option N/A	NSS10180P709M 869
<b>Storage Right Hinge (1)</b> 10 x 18 x 48	75	"W" option N/A	"P" Option N/A	"G" Option N/A	NSS10180P710M 869
<b>Overhead Open Storage - 2 Sided Access (1)</b> 61 x 18 x 10	90	"W" option N/A	"P" Option N/A	"G" Option N/A	NSS61180P711M 703
2 Select a finish <a href="#">View finish details</a>  Metal finish MFS Silver. Additional metal finishes are available, see options.					MAC MEC MOC MGW MTW MSW MWL MSW
3 Select a edge <a href="#">View edge details</a>					Edge N/A
4 Select hardware <a href="#">View hardware details</a>					Hardware N/A

## Product features.

Kit Consists of:

- NSS10180P709 Storage left hinge (1)
- NSS10180P710 Storage right hinge (1)
- NSS61180P711 Overhead open storage - 2 sided access (1)
- Standard Silver Feet and Leg (optional White, Black)
- Touch latch

## Options.

### LEGS

- D8: Delete Legs (extended fronts to the floor) - n/c

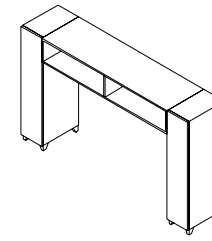
### PREMIUM FINISH OPTION

- Specify foot metal finish color - \$30 per foot
- MFB: Black, MFW: White

# NOT SO square open.

Storage Tower Kits - Kit #2

48" H Bridge Unit, Open Unit, Overhead W/ 1 Sided Access



[View statement of line](#)

1 Select a model w" x d" x h"	weight	Standard Veneer Top	Premium Veneer Top	High Pressure Laminate Top	Thermally Fused Laminate Top
		Standard Veneer Chassis	Premium Veneer Chassis	Veneer Chassis	Thermally Fused Laminate Chassis
<b>Storage Left Hinge (1)</b> 10 x 18 x 48	75	"W" option N/A	"P" Option N/A	"G" Option N/A	NSS10180P709M 869
<b>Storage Right Hinge (1)</b> 10 x 18 x 48	75	"W" option N/A	"P" Option N/A	"G" Option N/A	NSS10180P710M 869
<b>Overhead Open Storage - 1 Sided Access (1)</b> 61 x 18 x 10	90	"W" option N/A	"P" Option N/A	"G" Option N/A	NSS61180P731M 703
2 Select a finish <a href="#">View finish details</a>  Metal finish MFS Silver. Additional metal finishes are available, see options.					MAC MEC MOC MGW MTW MSW MWL MSW
3 Select a edge <a href="#">View edge details</a>					Edge N/A
4 Select hardware <a href="#">View hardware details</a>					Hardware N/A

## Product features.

Kit Consists of:

- NSS10180P709 Storage left hinge (1)
- NSS10180P710 Storage right hinge (1)
- NSS61180P731 Overhead open storage - 1 sided access (1)
- Standard Silver Feet and Leg (optional White, Black)
- Touch latch

## Options.

### LEGS

- D8: Delete Legs (extended fronts to the floor) - n/c

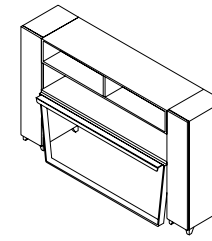
### PREMIUM FINISH OPTION

- Specify foot metal finish color - \$30 per foot
- MFB: Black, MFW: White

# NOT SO square open.

Storage Tower Kits - Kit #3

48" H Bridge Unit, Connecting Surface, Overhead WI 2 Sided Access



[View statement of line](#)

1 Select a model w" x d" x h"	weight	Standard Veneer Top	Premium Veneer Top	High Pressure Laminate Top	Thermally Fused Laminate Top
		Standard Veneer Chassis	Premium Veneer Chassis	Veneer Chassis	Thermally Fused Laminate Chassis
<b>Storage Left Hinge (1)</b> 10 x 18 x 48	75	"W" option N/A	"P" Option N/A	"G" Option N/A	NSS1018OP709M 869
<b>Storage Right Hinge (1)</b> 10 x 18 x 48	75	"W" option N/A	"P" Option N/A	"G" Option N/A	NSS1018OP710M 869
<b>Overhead Open Storage - 2 Sided Access (1)</b> 61 x 18 x 10	90	"W" option N/A	"P" Option N/A	"G" Option N/A	NSS6118OP711M 703
<b>Connection Surface (1)</b> 61 x 18 x 1.125	45	"W" option N/A		"G" Option N/A	NSS6118OP701M 432
<b>Connecting Leg</b> 61 x 3 x .5	90	"W" Option N/A		"G" Option N/A	ASB61DT 916
					MAC MEC MOC MGW MTW MSW MWL MSW
					Edge N/A
					Hardware N/A

2 Select a finish  
[View finish details](#)

**Metal finish**  
MFS Silver. Additional metal finishes are available, see options.

3 Select a edge  
[View edge details](#)

4 Select hardware  
[View hardware details](#)

## Product features.

Kit Consists of:

- NSS1018OP709 Storage left hinge (1)
- NSS1018OP710 Storage right hinge (1)
- NSS6118OP701 Connecting surface (1)
- NSS6118OP711 Overhead open storage - 2 sided access (1)
- ASB61DT Connecting Leg (2)
- Standard Silver Feet (optional White, Black)
- Touch latch

### NOTES

- Clearance from connecting surface to bottom of overhead equals 9.25" height

## Options.

### LEGS

- D8: Delete Legs (extended fronts to the floor) - n/c

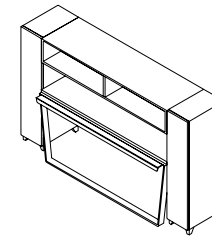
### PREMIUM FINISH OPTION

- Specify foot/leg metal finish color - \$30 per foot, \$100 per leg
- MFB: Black, MFW: White

# NOT SO square open.

Storage Tower Kits - Kit #4

48" H Bridge Unit, Connecting Surface, Overhead WI 1 Sided Access



[View statement of line](#)

1 Select a model w" x d" x h"	weight	Standard Veneer Top	Premium Veneer Top	High Pressure Laminate Top	Thermally Fused Laminate Top
		Standard Veneer Chassis	Premium Veneer Chassis	Veneer Chassis	Thermally Fused Laminate Chassis
<b>Storage Left Hinge (1)</b> 10 x 18 x 48	75	"W" option N/A	"P" Option N/A	"G" Option N/A	NSS1018OP709M 869
<b>Storage Right Hinge (1)</b> 10 x 18 x 48	75	"W" option N/A	"P" Option N/A	"G" Option N/A	NSS1018OP710M 869
<b>Overhead Open Storage - 1 Sided Access (1)</b> 61 x 18 x 10	90	"W" option N/A	"P" Option N/A	"G" Option N/A	NSS6118OP731M 703
<b>Connection Surface (1)</b> 61 x 18 x 1.125	45	"W" option N/A		"G" Option N/A	NSS6118OP701M 432
<b>Connecting Leg</b> 61 x 3 x .5	90	"W" Option N/A		"G" Option N/A	ASB61DT 916
					MAC MEC MOC MGW MTW MSW MWL MSW
					Edge N/A
					Hardware N/A

2 Select a finish  
[View finish details](#)

**Metal finish**  
MFS Silver. Additional metal finishes are available, see options.

3 Select a edge  
[View edge details](#)

4 Select hardware  
[View hardware details](#)

## Product features.

Kit Consists of:

- NSS1018OP709 Storage left hinge (1)
- NSS1018OP710 Storage right hinge (1)
- NSS6118OP701 Connecting surface (1)
- NSS6118OP731 Overhead open storage - 1 sided access (1)
- ASB61DT Connecting Leg (1)
- Standard Silver Feet (optional White, Black)
- Touch latch

### NOTES

- Clearance from connecting surface to bottom of overhead equals 9.25" height

## Options.

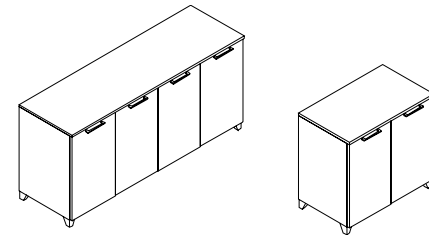
### LEGS

- D8: Delete Legs (extended fronts to the floor) - n/c

### PREMIUM FINISH OPTION

- Specify foot/leg metal finish color - \$30 per foot, \$100 per leg
- MFB: Black, MFW: White

**NOT SO square open.**  
 End Cabinets  
 End Cabinet / Door Storage



*View statement of line*

1 Select a model w" x d" x h"	weight	Standard Veneer Top	Premium Veneer Top	High Pressure Laminate Top	Thermally Fused Laminate Top
		Standard Veneer Chassis	Premium Veneer Chassis	Veneer Chassis	Thermally Fused Laminate Chassis
<b>4 Door</b> 61 x 18 x 28.875	210	"W" option N/A	"P" Option N/A	"G" Option N/A	NSS61180P712M 1659
<b>2 Door</b> 30 x 18 x 28.875	105	"W" option N/A	"P" Option N/A	"G" Option N/A	NSS30180P712M 988
2 Select a finish <i>View finish details</i>  Metal finish MFS Silver. Additional metal finishes are available, see options.					MAC MEC MOC MGW MTW MSW MWL MSW
3 Select a edge <i>View edge details</i>					Edge N/A
4 Select hardware <i>View hardware details</i>					PL-115 Matte Black PL-116 Matte Nickel PL-210 Anodized Aluminum PL-260 Anodized Aluminum PL-261 White

**Product features.**

- Adjustable laminate shelf per door section
- Standard Silver Feet (optional White, Black)
- Flat on ends

**Options.**

**DOOR**

- D7: Delete storage doors (pair) - Deduct \$100
- D95C: Soft Close Door Hinges - \$20 per door

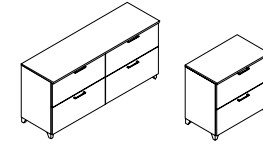
**LEGS**

- D8: Delete Legs (extended fronts to the floor) - n/c

**PREMIUM FINISH OPTION**

- Specify foot metal finish color - \$30 per foot
- MFB: Black, MFW: White

**NOT SO square open.**  
 End Cabinets  
 End Cabinet / 2 Drawer Lateral File



[View statement of line](#)

1 Select a model w" x d" x h"	weight	Standard Veneer Top	Premium Veneer Top	High Pressure Laminate Top	Thermally Fused Laminate Top
		Standard Veneer Chassis	Premium Veneer Chassis	Veneer Chassis	Thermally Fused Laminate Chassis
<b>4 Drawer</b> 61 x 18 x 28.875	240	"W" option N/A	"P" Option N/A	"G" Option N/A	NSS6118OP714M 2283
<b>2 Drawer</b> 30 x 18 x 28.875	120	"W" option N/A	"P" Option N/A	"G" Option N/A	NSS3018OP714M 1248
2 Select a finish <a href="#">View finish details</a>  Metal finish MFS Silver. Additional metal finishes are available, see options.					MAC MEC MOC MGW MTW MSW MWL MSW
3 Select a edge <a href="#">View edge details</a>					Edge N/A
4 Select hardware <a href="#">View hardware details</a>					<p>PL-115 Matte Black PL-116 Matte Nickel PL-210 Anodized Aluminum PL-260 Anodized Aluminum PL-261 White</p>

**Product features.**

- File drawers extend 100% with cushion in-out stops - full access
- File drawers reinforced for heavy storage capacity
- Full extension drawers - locking
- Soft close suspension drawer(s)
- Standard Silver Feet (optional White, Black)

**Options.**

**DRAWER**

- P33: Wood Drawer Upgrade - \$45 per drawer

**LEGS**

- D8: Delete Legs (extended fronts to the floor) - n/c

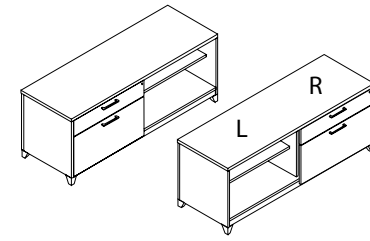
**PREMIUM FINISH OPTION**

- Specify foot metal finish color - \$30 per foot
- MFB: Black, MFW: White

# NOT SO square open.

Benches And Mobile Peds

Benches - Box/File Storage Right And Left



[View statement of line](#)

1 Select a model w" x d" x h"	weight	Standard Veneer Top	Premium Veneer Top	High Pressure Laminate Top	Thermally Fused Laminate Top
		Standard Veneer Chassis	Premium Veneer Chassis	Veneer Chassis	Thermally Fused Laminate Chassis
<b>Left Box/File</b>					
70.5 x 18 x 23	236	"W" option N/A	"P" Option N/A	"G" Option N/A	NSS7018CA064M 2049
58.5 x 18 x 23	210	"W" option N/A	"P" Option N/A	"G" Option N/A	NSS5818CA064M 1924
<b>Right Box/File</b>					
70.5 x 18 x 23	225	"W" option N/A	"P" Option N/A	"G" Option N/A	NSS7018CA065M 2049
58.5 x 18 x 23	210	"W" option N/A	"P" Option N/A	"G" Option N/A	NSS5818CA065M 1924

2 Select a finish <a href="#">View finish details</a>
<b>Metal finish</b> MFS Silver. Additional metal finishes are available, see options.

3 Select a edge <a href="#">View edge details</a>
MAC MEC MOC MGW MTW MSW MWL MSW
Edge N/A

4 Select hardware <a href="#">View hardware details</a>

## Product features.

- File drawers extend 100% with cushion in-out stops - full access
- File drawers reinforced for heavy storage capacity
- Full extension drawers - locking
- Soft close suspension drawer(s)
- Standard Silver Feet (optional White, Black)

### NOTES

- Specify bench runoff support when using w/ work surface top - end leg must be specified
- 58.5" W unit will receive a 29" W cushion and a 70.5" W unit will receive a 35" W cushion.

## Options.

### CUSHION

- BC18: Bench Cushion
- Specify location, number of cushions and fabric grade.
- Cushions sold individually w/a max width 35" (to match storage section depth). 29" W requires .75 yd, 35" W requires 1 yd.

### DRAWER

- P33: Wood Drawer Upgrade - \$45 per drawer

### LEGS

- D8: Delete Legs (extended fronts to the floor) - n/c

### SUPPORT

- 23BRT30: Bench Runoff Support - \$205

### PREMIUM FINISH OPTION

- MFB: Black metal finish - \$30 per foot
- MFW: White metal finish - \$30 per foot

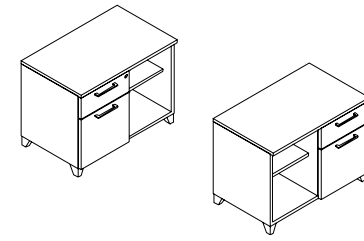
## BC18 Cushion fabric grades.

COM	COL	1	2	3
261	280	298	316	334
4	5	6	7	8
352	370	388	406	424
9	10	11/ L1	12	13/ L2
442	460	478	496	532

# NOT SO square open.

Benches And Mobile Peds

Benches - Box File/Storage Right And Left



[View statement of line](#)

1 Select a model w" x d" x h"	weight	Standard Veneer Top Standard Veneer Chassis	Premium Veneer Top Premium Veneer Chassis	High Pressure Laminate Top Veneer Chassis	Thermally Fused Laminate Top Thermally Fused Laminate Chassis
<b>Left Box/File</b> 29 x 18 x 22	110	"W" option N/A	"P" Option N/A	"G" Option N/A	NSS2918OP707M 1176
<b>Right Box/File</b> 29 x 18 x 22	110	"W" option N/A	"P" Option N/A	"G" Option N/A	NSS2918OP706M 1176

2 Select a finish <a href="#">View finish details</a>
<b>Metal finish</b> MFS Silver. Additional metal finishes are available, see options.

3 Select a edge <a href="#">View edge details</a>
MAC MEC MOC MGW MTW MSW MWL MSW
Edge N/A

4 Select hardware <a href="#">View hardware details</a>
<p>PL-115 Matte Black PL-116 Matte Nickel</p> <p>PL-210 Anodized Aluminum</p> <p>PL-260 Anodized Aluminum PL-261 White</p>

## Product features.

- File drawers extend 100% with cushion in-out stops - full access
- File drawers reinforced for heavy storage capacity
- Full extension drawers - locking
- Soft close suspension drawer(s)
- Standard Silver Feet (optional White, Black)

### NOTES

- Specify bench runoff support when using w/ work surface top - end leg must be specified

## Options.

### CUSHION

- BC18: Bench Cushion
- Specify location, number of cushions and fabric grade.
- Cushions sold individually w/a max width 35" (to match storage section depth). 29" W requires .75 yd, 35" W requires 1 yd.

### DRAWER

- P33: Wood Drawer Upgrade - \$45 per drawer

### SUPPORT

- 23BRT30: Bench Runoff Support - \$205

### PREMIUM FINISH OPTION

- MFB: Black metal finish - \$30 per foot
- MFV: White metal finish - \$30 per foot

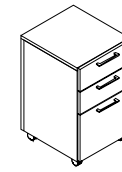
## BC18 Cushion fabric grades.

COM	COL	1	2	3
270	289	298	312	326
4	5	6	7	8
340	354	368	382	396
9	10	11/ L1	12	13/ L2
410	424	438	452	480

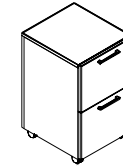


# NOT SO square open.

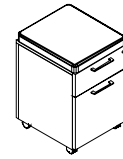
Benches And Mobile Peds  
Mobile Peds - Box Box File Lock, Casters



Box/Box/File  
PD424



File/File  
PD425



Box/File W/ BC18  
Cushion Option  
PD423

- 1** Select a model  
w" x d" x h"
- |                |    |
|----------------|----|
| 16 x 18 x 27   | 90 |
| 16 x 18 x 27   | 90 |
| 16 x 18 x 24.5 | 80 |

weight	Standard Veneer Top Standard Veneer Chassis
90	"W" option N/A
90	"W" option N/A
80	"W" option N/A

Premium Veneer Top Premium Veneer Chassis
"P" Option N/A
"P" Option N/A
"P" Option N/A

High Pressure Laminate Top Veneer Chassis
"G" Option N/A
"G" Option N/A
"G" Option N/A

*View statement of line*

Thermally Fused Laminate Top Thermally Fused Laminate Chassis	
NSS1618PD424M	1024
NSS1618PD425M	1154
NSS1618PD423M	945

- 2** Select a finish  
*View finish details*

**Metal finish**  
MFS Silver. Additional metal finishes are available, see options.

- MAC
- MEC
- MOC
- MGW
- MTW
- MSW
- MWL
- MSW

- 3** Select a edge  
*View edge details*

Edge  
N/A

- 4** Select hardware  
*View hardware details*

PL-115 Matte Black  
PL-116 Matte Nickel

PL-210 Anodized  
Aluminum

PL-260 Anodized  
Aluminum  
PL-261 White

## Product features.

- File drawers extend 100% with cushion in-out stops - full access
- File drawers reinforced for heavy storage capacity
- Full extension drawers - locking
- Locking black casters are standard
- Soft close suspension drawer(s)

## Options.

### CASTER

- CST10: Silver caster upgrade - \$100

### CUSHION

- BC16: Bench Cushion
- Specify fabric grade (1 yd. required)
- Cushion can only be added to PD423

### DRAWER

- P33: Wood Drawer Upgrade - \$45 per drawer

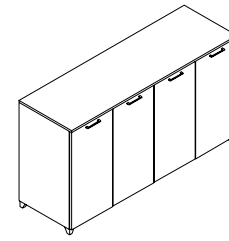
### PREMIUM FINISH OPTION

- MFB: Black metal finish - \$30 per foot
- MFW: White metal finish - \$30 per foot

## BC16 Cushion fabric grades for PD423.

COM	COL	1	2	3
224	N/A	261	279	297
4	5	6	7	8
315	333	351	369	387
9	10	11/ L1	12	13/ L2
405	423	441	459	495

**NOT SO square open.**  
 Shared Storage  
 Shared Door Storage



1 Select a model w" x d" x h" 75.5 x 24 x 42	weight 320	Standard Veneer Top Standard Veneer Chassis	Premium Veneer Top Premium Veneer Chassis	High Pressure Laminate Top Veneer Chassis	Thermally Fused Laminate Top Thermally Fused Laminate Chassis
		"W" option N/A	"P" Option N/A	"G" Option N/A	NSS75240P724M 2709

2 Select a finish <a href="#">View finish details</a>  Metal finish MFS Silver. Additional metal finishes are available, see options.	MAC MEC MOC MGW MTW MSW MWL MSW
3 Select a edge <a href="#">View edge details</a>	Flat
4 Select hardware <a href="#">View hardware details</a>	

[View statement of line](#)

**Product features.**

- Hardware available in black, silver, or white
- Sections standard w/ adjustable shelf
- Standard Silver Feet (optional White, Black)

**NOTES**

- TRC230 2 -30 GAL trash cans on pull-out shelf
- Interior dimensions of storage area: 36" H, 22" D, 17.75" W
- REF-02 REFRIGERATOR INSERT with rubber mat, heat vent and grommet hole (Note: center vertical section will be removed when this option is ordered so most small refrigerators will fit within this space - please check dimensions with factory)

**Options.**

**DOOR**

- D9SC: Soft Close Door Hinges - \$20 per door

**REFRIGERATOR**

- REF-02: Refrigerator Insert Kit - \$220
- Specify left or right location

**TRASH CAN**

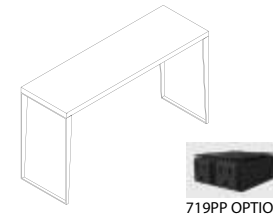
- TRC230: Trash Can Insert - (2) 30 gal containers - \$495
- Specify left or right location

**PREMIUM FINISH OPTION**

- MFB: Black metal finish - \$30 per foot
- MFW: White metal finish - \$30 per foot

# NOT SO square open.

Bar Height Table



- 1 Select a model  
w" x d" x h"  
75.5 x 24 x 42  
50.5 x 24 x 42

weight

Standard Veneer Top Standard Veneer Chassis	Premium Veneer Top Premium Veneer Chassis	High Pressure Laminate Top Veneer Chassis	Thermally Fused Laminate Top Thermally Fused Laminate Chassis
"W" option N/A "W" option N/A	"P" Option N/A "P" Option N/A	NSS7624OP719 2729 NSS5124OP719 2517	"M" Option N/A "M" Option N/A
		GHC +10% GOC GWC GCM GEW GWL GSTV +10% GSLV	
		Edge N/A	
		Hardware N/A	

[View statement of line](#)

## Product features.

- No shiny laminates can be used
- Standard Silver Base (optional White, Black)
- Tops are only available in DARRAN standard HPL
- Tops may be ganged lengthwise together
- Two standard lengths and one standard width offered

## Options.

### ACCESSORIES

- 719WM: Wire Manager for Stand Up Table - \$70
- 719PP: Power Pod - 2 Plug (Black) - \$120

### PREMIUM FINISH OPTION

- Specify base metal finish color - \$160 per base
- MFB: Black, MFW: White

- 2 Select a finish  
[View finish details](#)


**Metal finish**  
MFS Silver. Additional metal finishes are available, see options.

- 3 Select a edge  
[View edge details](#)

- 4 Select hardware  
[View hardware details](#)

# NOT SO square open.

Bar Height Table And Bar Stools  
*Short Back Bar Stool*



1 model	COM	COL	1	2	3	4	5	6	7	8	9	10	11/L1	12	13/L2
NSS3016OP720	1367	1386	1413	1436	1459	1482	1505	1528	1551	1574	1597	1620	1643	1666	1712
W x D x H 16 x 16 x 30			Upholstery Requirements												
Arm Height:			Fabric yds: 1.25 Leather Sq. Ft.: 20												
Seat Height:			Carton Weight: 30												
Inside Seat Depth:															
Inside Seat Width:															

[View statement of line](#)

## Product features.

- A special sewing technique is available "rail" tufting at an up-charge with a longer lead time
- Bar Stools have nylon protectors on foot rails and glides
- Standard Silver Base (optional White, Black)

2 Select a finish  
[View finish details](#)

3 Combination Fabrics  
[View finish details](#)

Combination  
 Fabric Option  
 Not Available

## Options.

### TUFTING

- RT01: Rail Tuft - \$215
- Yardage required will increase to 1.75 yards

### PREMIUM FINISH OPTION

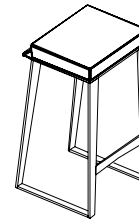
- Specify base metal finish color - \$160 per base
- MFB: Black, MFW: White

### Metal finish

MFS Silver. Additional metal finishes are available, see options.

# NOT SO square open.

Bar Height Table And Bar Stools  
Backless Bar Stool



1 model	COM	COL	1	2	3	4	5	6	7	8	9	10	11/L1	12	13/L2
NSS3016OP721	1233	1252	1270	1288	1306	1324	1342	1360	1378	1396	1414	1432	1450	1468	1504
W x D x H 16 x 16 x 30			Upholstery Requirements												
Arm Height:			Fabric yds: 1 Leather Sq. Ft.: 16												
Seat Height:			Carton Weight: 30												
Inside Seat Depth:															
Inside Seat Width:															

2 Select a finish  
[View finish details](#)

3 Combination Fabrics  
[View finish details](#)

Combination  
Fabric Option  
Not Available

**Metal finish**  
MFS Silver. Additional metal finishes are available, see options.

[View statement of line](#)

## Product features.

- A special sewing technique is available "rail" tufting at an up-charge with a longer lead time
- Bar Stools have nylon protectors on foot rails and glides
- Standard Silver Base (optional White, Black)

## Options.

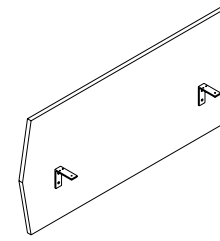
### TUFTING

- RT01: Rail Tuft - \$160
- Yardage required will increase to 1.75 yards

### PREMIUM FINISH OPTION

- Specify base metal finish color - \$160 per base
- MFB: Black, MFW: White

**NOT SO square open.**  
 Fabric Privacy And Modesty Tack Panels  
 24" High Fabric Panels



[View statement of line](#)

1 Select a model w" x d" x h"	weight	Component			
<b>For 72" Work surfaces</b> 48 x .875 x 24 1.5 yd required 27 Square Feet	14	NSS4824OP718			
<b>2 Select a finish</b> <a href="#">View finish details</a>		Finish N/A			
<b>3 Select a edge</b> <a href="#">View edge details</a>		Edge N/A			
<b>4 Select hardware</b> <a href="#">View hardware details</a>		Hardware N/A			

**Product features.**

- Fabric tack panels are double sided with angled sides
- Panels are mounted between desks
- Specify one for each adjustable table top
- Specify only one between two stationary desks
- Specify panel that fits work surface top size

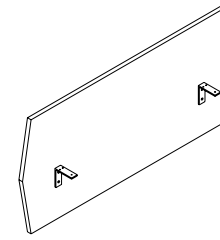
**NOTES**

- Gives Privacy Approximately 12" Above And 12" Below Work surface
- Tackboards are not available in COL, Leather or Vinyl materials. FABRIC ONLY

**NSS4824OP718 Fabric grades.**

COM	COL	1	2	3
433	N/A	489	516	543
<b>4</b>	<b>5</b>	<b>6</b>	<b>7</b>	<b>8</b>
570	597	624	651	678
<b>9</b>	<b>10</b>	<b>11/ L1</b>	<b>12</b>	<b>13/ L2</b>
705	732	759	786	840

**NOT SO square open.**  
 Fabric Privacy And Modesty Tack Panels  
 24" High Fabric Panels



[View statement of line](#)

1 Select a model w" x d" x h"	weight	Component			
<b>For 60" or 66" Work surfaces</b> 41 x .875 x 24 1.25 yd required 22.5 Square Feet	12	NSS4124OP718			
<b>2 Select a finish</b> <a href="#">View finish details</a>		Finish N/A			
<b>3 Select a edge</b> <a href="#">View edge details</a>		Edge N/A			
<b>4 Select hardware</b> <a href="#">View hardware details</a>		Hardware N/A			

**Product features.**

- Fabric tack panels are double sided with angled sides
- Panels are mounted between desks
- Specify one for each adjustable table top
- Specify only one between two stationary desks
- Specify panel that fits work surface top size

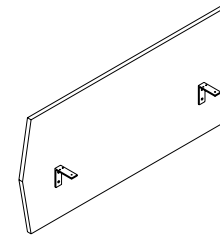
**NOTES**

- Gives Privacy Approximately 12" Above And 12" Below Work surface
- Tackboards are not available in COL, Leather or Vinyl materials. FABRIC ONLY

**NSS4124OP718 Fabric grades.**

COM	COL	1	2	3
408	N/A	454	477	500
4	5	6	7	8
523	546	569	592	615
9	10	11/ L1	12	13/ L2
638	661	684	707	753

**NOT SO square open.**  
 Fabric Privacy And Modesty Tack Panels  
 24" High Fabric Panels



[View statement of line](#)

1 Select a model w" x d" x h"	weight	Component			
<b>For 54" Work surfaces</b> 30 x .875 x 24 1 yd required 18 Square Feet	8	NSS3024OP718			
2 Select a finish <a href="#">View finish details</a>		Finish N/A			
3 Select a edge <a href="#">View edge details</a>		Edge N/A			
4 Select hardware <a href="#">View hardware details</a>		Hardware N/A			

**Product features.**

- Fabric tack panels are double sided with angled sides
- Panels are mounted between desks
- Specify one for each adjustable table top
- Specify only one between two stationary desks
- Specify panel that fits work surface top size

**NOTES**

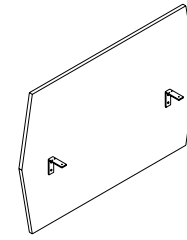
- Gives Privacy Approximately 12" Above And 12" Below Work surface
- Tackboards are not available in COL, Leather or Vinyl materials. FABRIC ONLY

**NSS3024OP718 Fabric grades.**

COM	COL	1	2	3
399	N/A	436	454	472
4	5	6	7	8
490	508	526	544	562
9	10	11/ L1	12	13/ L2
580	598	616	634	670



**NOT SO square open.**  
 Acrylic Privacy/Modesty Panels  
 Acrylic Privacy/Modesty Panels



[View statement of line](#)

1 Select a model w" x d" x h"	weight	Component	
<b>For 72" Work surfaces</b> 48 x .5 x 36	30	NSS4836OP717	958
<b>For 60" or 66" Work surfaces</b> 41 x .5 x 36	26	NSS4136OP717	839
<b>For 54" Work surfaces</b> 30 x .5 x 36	19	NSS3036OP717	604
<b>For 72" Work surfaces</b> 48 x .5 x 24	20	NSS4824OP717	639
<b>For 60" or 66" Work surfaces</b> 41 x .5 x 24	17	NSS4124OP717	580
<b>For 54" Work surfaces</b> 30 x .5 x 24	11	NSS3024OP717	462

2 Select a finish  
[View finish details](#)  
 Finish  
 N/A

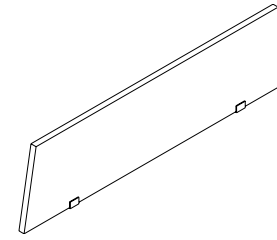
3 Select a edge  
[View edge details](#)  
 Edge  
 N/A

4 Select hardware  
[View hardware details](#)  
 Hardware  
 N/A

**Product features.**

- 24" High panel enables approx. 12" of privacy above the work surface and 12" of privacy above the work surface and 12" below
- 36" High panel enables approx. 18" of privacy above the work surface and 18" below
- Acrylic panels are opaque white
- Specify one for each adjustable table top
- Specify only one between two stationary desks
- Specify panel that fits top size noted

**NOT SO square open.**  
Acrylic Privacy/Modesty Panels  
Half Acrylic Privacy Panel



[View statement of line](#)

1 Select a model w" x d" x h"	weight	Component		
<b>For 72" Work surfaces</b> 48 x .5 x 18	30	NSS4818OP717	526	
<b>For 60" or 66" Work surfaces</b> 41 x .5 x 18	26	NSS4118OP717	473	
<b>For 54" Work surfaces</b> 30 x .5 x 18	19	NSS3018OP717	367	
<b>For 72" Work surfaces</b> 48 x .5 x 12	10	NSS4812OP717	408	
<b>For 60" or 66" Work surfaces</b> 41 x .5 x 12	9	NSS4112OP717	361	
<b>For 54" Work surfaces</b> 30 x .5 x 12	7	NSS3012OP717	266	

2 Select a finish  
[View finish details](#)

Finish  
N/A

3 Select a edge  
[View edge details](#)

Edge  
N/A

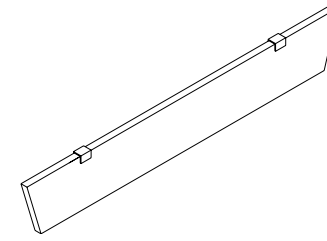
4 Select hardware  
[View hardware details](#)

Hardware  
N/A

**Product features.**

- 12" High panel only provides above surface privacy
- 18" High panel only provides above surface privacy
- Acrylic panels are opaque white
- End panel attaches to end of table with end leg
- End panels used to end run of units for privacy
- Panels are mounted between desks
- Specify one for each adjustable table top
- Specify only one between two stationary desks
- Specify panel that fits top size noted

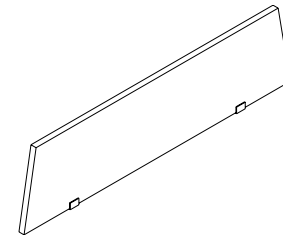
**NOT SO square open.**  
Acrylic Privacy/Modesty Panels  
Overhead Privacy Panel



1 Select a model w" x d" x h" Mounted to Overhead 48 x .5 x 7		weight	Component			<a href="#">View statement of line</a>	
5	NSS4807OP717	296					
2 Select a finish <a href="#">View finish details</a>			Finish				
			N/A				
3 Select a edge <a href="#">View edge details</a>			Edge				
			N/A				
4 Select hardware <a href="#">View hardware details</a>			Hardware				
			N/A				

**Product features.**  
- Provides privacy on each side of the overhead

**NOT SO square open.**  
 Ultraclear Glass Privacy/Modesty Panels  
 12" High Glass Panels



1 Select a model		Component		View statement of line		
w" x d" x h"	weight					
30 x 12	20	NSS3012OP729	1210			
36 x 12	22	NSS3612OP729	1350			
41 x 12	24	NSS4112OP729	1497			
48 x 12	26	NSS4812OP729	1655			

2 Select a finish		Finish				
View finish details		N/A				

3 Select a edge		Edge				
View edge details		N/A				

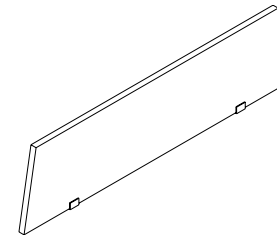
  

4 Select hardware		Hardware				
View hardware details		N/A				

**Product features.**

- 1/2" Thick clear glass top with flat polished edges

**NOT SO square open.**  
 Ultraclear Glass Privacy/Modesty Panels  
 18" High Glass Panels



**1** Select a model  
 w" x d" x h"

weight	Component		
30 x 18	24	NSS3018OP729	1429
36 X 18	29	NSS3618OP729	1705
41 X 18	34	NSS4118OP729	1840
48 X 18	39	NSS4818OP729	1974

[View statement of line](#)

**2** Select a finish  
[View finish details](#)

Finish
N/A

**3** Select a edge  
[View edge details](#)

Edge
N/A

**4** Select hardware  
[View hardware details](#)

Hardware
N/A

**Product features.**

- 1/2" Thick clear glass top with flat polished edges

Not so square open options.



COMPUTER SUPPORT  
*single monitor arm*

Style Number	List Price
MA1	280

### Specifications

- Available in black or silver
- Desk clamp and mounting included
- Easy assembly and flexibility
- Elastic painting process for a durable and beautiful finish
- Gas spring tension adjustment for counter-balance height adjustment for monitors 1-8 KG
- Gas spring tested to 50,000 repetitions
- Hidden cable management



COMPUTER SUPPORT  
*double monitor arm*

Style Number	List Price
MA2	450

### Specifications

- Available in black or silver
- Desk clamp and mounting included
- Easy assembly and flexibility
- Elastic painting process for a durable and beautiful finish
- Gas spring tension adjustment for counter-balance height adjustment for monitors 1-8 KG
- Gas spring tested to 50,000 repetitions
- Hidden cable management



COMPUTER SUPPORT  
*triple monitor arm*

Style Number	List Price
MA3	530

### Specifications

- Available in black or silver
- Desk clamp and mounting included
- Easy assembly and flexibility
- Elastic painting process for a durable and beautiful finish
- Gas spring tension adjustment for counter-balance height adjustment for monitors 1-8 KG
- Gas spring tested to 50,000 repetitions
- Hidden cable management



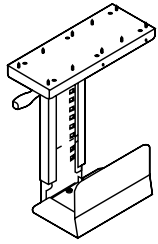
COMPUTER SUPPORT  
*quadruple monitor arm*

Style Number	List Price
MA4	705

### Specifications

- Available in black
- Desk clamp and mounting included
- Easy assembly and flexibility
- Elastic painting process for a durable and beautiful finish
- Gas spring tension adjustment for counter-balance height adjustment for monitors 1-8 KG
- Gas spring tested to 50,000 repetitions
- Hidden cable management

## Not so square open options.



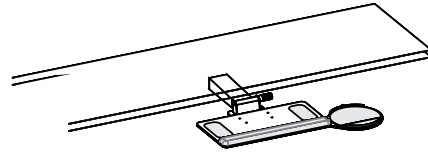
COMPUTER SUPPORT  
*cpu retractable cradle*

Style Number	List Price
K18	205

### Specifications

- Black Metal CPU Carriage
- Full 360° swivel capability allows easy access to rear of CPU for cables / wires
- Track allows 8- 1/2" extension
- Width Adjustment 5-1/2" to 9-1/4"
- Height adjustment 14- 5/8" to 20- 1/2"
- Black epoxy finish

- Notes
- Factory Installed



COMPUTER SUPPORT  
*articulating keyboard tray*

Style Number	List Price
Factory Installed K28	390
Field Installed K28F	415

### Specifications

- Adjusts effortlessly - A simple one-handed motion allows the keyboard to be repositioned instantly, without the use of locks or levers
- Encourages low-risk postures - Maximizes adjustability within a safe operating range.
- Will last a lifetime - Exceeds all applicable BIFMA Standards and comes with a lifetime guarantee.

- Notes
- Available on: Freestanding Desk
  - Factory Installed (standard)
  - FIELD INSTALL - \$395



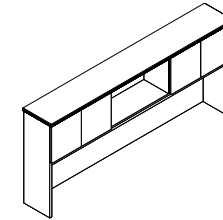
DOOR MODIFICATIONS  
*soft close door hinge*

Style Number	List Price
D9SC	20 Per door

### Specifications

- Snap onto standard door hinge
- Requires (2) per door
- Max door height 43"
- Factory installed where specified
- Individually shipped for field installation

- Notes
- Specify Each Item To Have Slow Close Feature



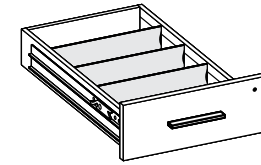
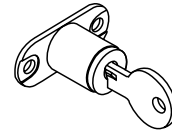
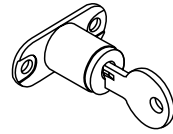
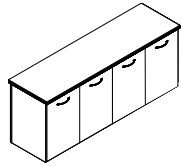
DOOR MODIFICATIONS  
*delete doors*

Style Number	List Price
D6	N/C

### Specifications

- Standard Door overheads and cabinets can have door deleted for open access. Modification of hinge rails and structural components are made face ready.

Not so square open options.



**DOOR MODIFICATIONS**

*delete doors/replace black laminate shelf w/ finished shelf*

Style Number	List Price
D6A	N/C

**Specifications**

- Delete doors and replace black laminate shelf with finished shelf

Notes  
 - Available on: All Storage "W"/"G" Style Credenzas.

**DOOR MODIFICATIONS**

*panel door lock*

Style Number	List Price
D2	100 Per door set

**Specifications**

- Door Locks - 1 Door w/ Lock, Other Door w/ Catch Latch
- Contact Customer Service regarding limited lock locations and keying.

Notes  
 - Available on: Panel Doors, Wood Frame Doors, and Silverluma doors

**DOOR MODIFICATIONS**

*glass door lock*

Style Number	List Price
D2-G	205 Per door set

**Specifications**

- Door Locks - 1 Door w/ Lock, Other Door w/ Catch Latch
- Contact Customer Service regarding limited lock locations and keying.

Notes  
 - Available on: Glass Doors

**DRAWER OPTIONS**

*box drawer accessories*

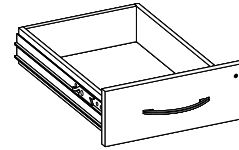
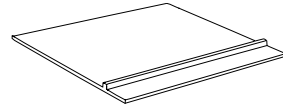
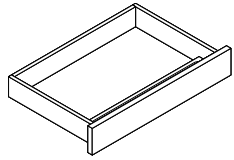
Style Number	List Price
Wood Drawer Dividers w/ Clips K-DIV	SET OF 3 - 30
Single Tray - Utility Tray K-Sut	35 ea.

**Specifications**

- K-DIV Extra Wood Drawer Dividers with Clips, Top Box drawers standard with 1 divider
- K-SUT Single Tray - Utility Tray, Specify Legal or Letter drawer width



## Not so square open options.



### DRAWER OPTIONS *finished center drawer*

Style Number	List Price
K31	205
Add Skirt Option K31-SK	310

### Specifications

- Veneer drawer front finished to match unit W or G style veneer.
- Ball bearing smooth operation
- Drawer has lifetime guarantee
- Standard with matching wood grain pencil tray
- Laminate drawer front to match laminate unit (M style)

### DRAWER OPTIONS - BOTTOM COVER *felt bottom center drawer insert liner*

Style Number	List Price
K3	100

### Specifications

- Inserts into center drawer and features divider for open pen and pencil storage. Removable for easy cleaning.
- Adds a luxurious touch to center drawers.
- Color: Dark Brown Coal

### DRAWER OPTIONS - UPGRADE *wood drawer upgrade*

Style Number	List Price
P33	45 Per drawer

### Specifications

- Dowel joint construction
- Hardwood veneer multi-ply drawer
- UV finish
- 1/4" Wood veneer bottoms
- File drawer bottoms are five block reinforced for heavy weight capacity
- Lifetime guaranteed

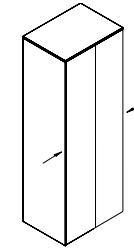
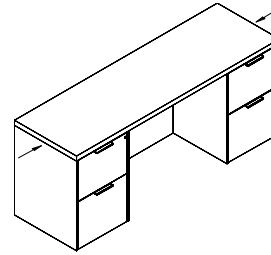
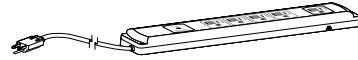
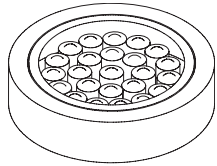
### LIGHTING *It-led task light*

Style Number	List Price
24" Task light LT-LED24R	190
48" Task light LT-LED48R	245
60" Task light LT-LED60R	310
72" Task light LT-LED72R	335

### Specifications

- 6.5' Power cord. Switch with touch dimmer
- 36 LEDs per foot
- 4.6 Watts per foot
- 91 Lumens per watt

## Not so square open options.



### LIGHTING

*led interior cabinet puck light*

Style Number	List Price
Starter Kit LEDPK	310
1 LED Interior Puck Light PK	135

### Specifications

- Starter kit includes Infeed, 1 Puck Interior Light and the ability to daisy chain up to 6 total Puck Lights
- (1) LED Puck Light with 30W power drive and switch
- Recessed fixture
- 12V linking cord 98"L
- Silver finish
- 50,000 hour life
- 2 watt per light

#### Notes

- Available on: Overhead/Tower Units with glass doors or no doors
- Power drive included, Light only

### POWER / DATA

*power supply cordset*

Style Number	List Price
PD717	95

### Specifications

- SIZE: 10.75"L x 2.0"W x 1.06"H
- (5) Outlets w/ 10' cord
- Surge suppression (720 Joules)
- 15 Amp breaker
- Available on: Vertical Panels, Cabinet Interiors, and under tops

### PRODUCT MODIFICATIONS

*modify width - open kneespace*

Style Number	List Price
MOD-1	125

### Specifications

- Modify width down on any unit with an open kneespace: desk, workstation credenza, bridge, return

### PRODUCT MODIFICATIONS

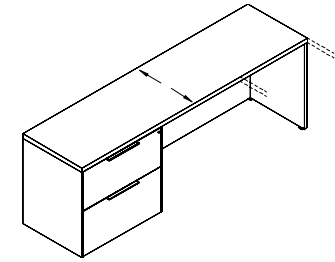
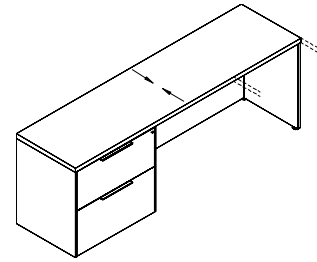
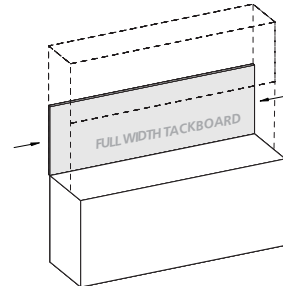
*modify width - open/closed storage*

Style Number	List Price
MOD-2	250

### Specifications

- Modify width down on any unit with open or closed storage section: overheads, wall hung units, storage credenzas, towers

Not so square open options.



**PRODUCT MODIFICATIONS**

*modify width - outside of mod-1, mod-2*

Style Number	List Price
MOD-3	Contact for pricing

**PRODUCT MODIFICATIONS**

*modify width - tackboard, slat wall, veneer panel, or a glassboard*

Style Number	List Price
MOD-4	50

**PRODUCT MODIFICATIONS**

*modify depth - decrease depth*

Style Number	List Price
MOD-5	125

**PRODUCT MODIFICATIONS**

*modify depth - increase depth*

Style Number	List Price
MOD-6	Add 10%

**Specifications**

- Width modification outside of MOD-1 & MOD-2

**Specifications**

- Modify width down on tackboard, slat wall, veneer panel, or a overhead glassboard

**Specifications**

- Modify depth down (minimum depth for a unit with drawers is 21" D)

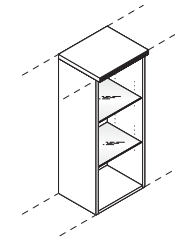
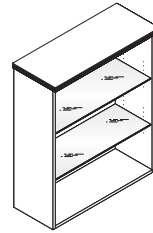
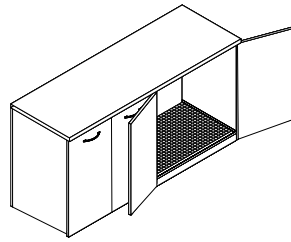
Notes  
- Ex. 24" to 21", 30" to 24", and 36" to 30"

**Specifications**

- Increase depth by no more than 6"

Notes  
- Ex. 24" to 30", 30" to 36", and 36" to 42"  
- Add 10% to the unit you want to increase the depth of by no more than 6"

Not so square open options.



**PRODUCT MODIFICATIONS**  
*modify height*

Style Number	List Price
MOD-7	Contact for pricing

**Specifications**

- Modify height of a unit

**REFRIGERATOR MODIFICATION**  
*refrigerator cabinet modification*

Style Number	List Price
REF01	205

**Specifications**

- Open back cutout for venting
- Moisture sponge mat
- Contaminate ledge
- Contact customer service for maximum refrigerator size (Changes based on unit).

Notes  
- Available on: 36" and 42" Storage Credenzas

**SHELF MODIFICATIONS**  
*glass shelves - tempered full width*  
*26" - 35"*

Style Number	List Price
26"W - 35"W x 14"D Shelf GS14F	90

**Specifications**

- Glass Shelves Replace Wood Shelf In Open Or Glass Door Cabinet. Also Order Interior Cabinet Lighting.

**SHELF MODIFICATIONS**  
*tempered glass shelves for half cabinet*  
*17- 1/2" widths*

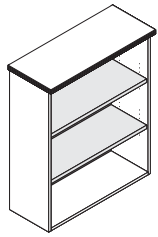
Style Number	List Price
14-1/2"W - 17- 1/2"W x 14"D Shelf GS14H	70 ea.

**Specifications**

- Glass Shelves Replace Wood Shelf In Open Or Glass Door Cabinet. Also Order Interior Cabinet Lighting.

Notes  
- Replace only adjustable shelves between cabinet light and fixed lower wood shelf.

Not so square open options.




**SHELF MODIFICATIONS**  
heavy duty solid wood bookcase replacement shelves

Style Number	List Price
1" Wood Shelf 14" Deep S714F	80 ea.
1" Wood Shelf 24" Deep S714FX	160 ea.

**Specifications**

- 1" Solid Lumber Core Shelves Replace Standard 3/4" Plywood Adjustable And Fixed Shelves



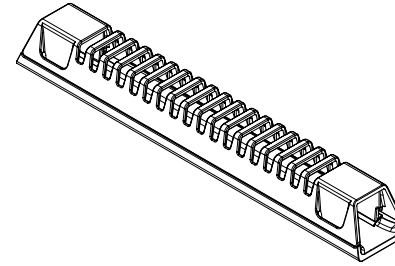
**WIRE MANAGEMENT**  
horizontal j-channel wire management raceway

Style Number	List Price
W1	80 Per 4' section

**Specifications**

- 4' section for field installation.
- The "J" shape black thermoplastic wire raceway may be added to specified worksurface tops to provide concealed channeling of wires to and from worksurface grommets. For use in open kneespace areas, raceway is attachable to top of back panel with pan head screws. Interior dimensions are 1" x 1- 1/2" providing ample storage for multiple wires and excess cable. Front of raceway flexes out for easy cord insertion.

- Notes
- Units w/ Wire Channel Standard.
  - Field Installation



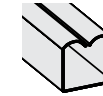
**WIRE MANAGEMENT**  
horizontal wire management raceway

Style Number	List Price
W21	35

**Specifications**

- 10"W x 1.5"D x 1.25"H
- Grey Wire Manager (10.5")
- Power and data cables can be discretely housed and managed with the W21 Gray Wire Manager. This can be mounted in any location to metal frame or underside of conference tables and runs cables through a 1" channel from power module to hollow steel legs. This keeps cables organized under the table top. Release clips make it simple to snap on and off the Wire Manager for easy organization and access after attached to the table

- Notes
- Field installed



**WIRE MANAGEMENT**  
horizontal u-channel wire management raceway

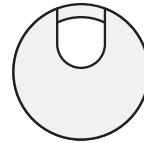
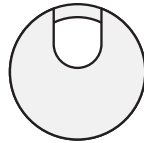
Style Number	List Price
W2A	80 Per 4' section

**Specifications**

- 4' section for field installation.

- Notes
- Units w/ Wire Channel Standard.
  - Field Installation

Not so square open options.



WIRE MANAGEMENT  
*coil wire manager*

Style Number	List Price
W18	160

**Specifications**

- Weighted Base, Table attachment plate
- 39- 1/2" Length
- Black

- Notes
- Location

WIRE MANAGEMENT  
*standard location grommets - factory installed*

Style Number	List Price
Standard Location Grommet	
Black	
TM30	50
Silver	
TM31	50
Antique Brass	
TM33	50
White	
TM34	50

**Specifications**

- 1 -5/8" Metal Grommet

- Notes
- \*Units w/ Grommets Standard Are Noted Under Standard Features. Grommets Match Pull Finish - Standard (Unless Specified Otherwise)

WIRE MANAGEMENT  
*non-standard location grommets - factory installed*

Style Number	List Price
Non-Standard Location Grommet	
Black	
TM30 -NS	95
Silver	
TM31 -NS	95
Antique Brass	
TM33 -NS	95
White	
TM34 -NS	95

**Specifications**

- 1 -5/8" Metal Grommet

- Notes
- \*Units w/ Grommets Standard Are Noted Under Standard Features. Grommets Match Pull Finish - Standard (Unless Specified Otherwise)

## power & data options.

Aircharge wireless charging grommet

Style Number	List Price
 ACWG WIRELESS GROMMET	\$195

## Specifications

- › When used with GROVE Tables an additional \$350 LIST will apply for the special cutout required.
- › AirCharge offers a convenient way to charge any Qi compatible smartphone or device without the need to carry charging cables or find an available power outlet.
- › The Aircharge is powered by the latest Qi compliant IC offering reliable and efficient wireless charging in a convenient 3" grommet hub. Simply place your phone on the Aircharge and an LED will confirm pairing and begin wireless charging.
- › Recess: Efficient space conservation and quick access
- › Input: DC 5V (with included AC power adapter), DC 9V, 1.67A (with optional QC 2.0 power adapter)
- › Output: 5 watts Max. with DC 5V, 2A power adapter, 10 watts Max. with QC 2.0 power adapter
- › Qi V1.2 compliant IC
- › Charging distance: 6mm Max.

Available: All DARRAN collections



## power & data options.

Cove power unit with daisylink

Style Number	List Price
--------------	------------

### STARTER UNITS



COV-DCH HARDWIRED	\$710
-------------------	-------

Includes (1) Cove unit with Hardwire Infeed - 120"



COV-DCP PLUG	\$800
--------------	-------

Includes (1) Cove unit with Plug infeed -  
Includes 72" Cord and 32" Infeed Jumper for  
104" total cord infeed

### ADDITIONAL LINKING UNITS

COV-DCL	\$575 EACH
---------	------------

Includes Linking Cove unit and Jumper up to  
96", cable length determined by the top size

## Specifications

- › Size: 5.75"L x 2.5"W
- › (2) 15 Amp Receptacles and (2) 2.1 Amp USB charging ports
- › Surface Mount
- › Max Daisy Chain - Hardwire - (9) units; Plug/Corded - (4) units
- › Standard Silver Finish, Available in White or Black Finish upon request
- › ETL Listed

Available: All DARRAN collections





## power & data options.

### Keno power unit

Style Number

List Price



PD-KENO

\$195

Select power block to link workstations

## Specifications

- > Size 5.5" L x 2.125" W x 2.5" H
- > 2 TR AC Outlets
- > 1 4.2A USB module w/ 2 charging ports
- > 10' Power cord

Available: EdgeWorks, NSS Open, Rail, Rail Open Office, ThinkingQuietly

### Telecom Plates

With 120" hardwire power cord.

Two Pack Power Block System: 2PPBS \$390

Four Pack Power Block System: 4PPBS \$750

Six Pack Power Block System: 6PPBS \$1100




White



Black

## power & data options.

Seclusion corded power unit non-linking

Style Number	List Price
 P2SECL	\$245
Choose from plate mount or clamp mount (seen in photo)	

### Specifications

- > Size: 3.5"L x 2.2"D x 2.5"H
- > (2) Power Receptacles
- > Worksurface Clamp Mount or Plate Under Surface Mount
- > Clamp Accessory accommodates table thickness up to 2"
- > 72" Cord
- > Standard Silver Finish, Black Finish available upon request
- > UL/UCL Listed

Available: All DARRAN collections



Clamp Mount

## power & data options.

Soba wire manager

Style Number	List Price
STARTER UNITS	
SCDW	\$200
White wire manager	
SCDB	\$200
Black wire manager	

## Specifications

- › Dimensions: 9ft x 9in x 3.15in
- › Zips up, bundles and routes loose, messy cables into a single tube
- › Routes and guides cables behind desks, TVs, and anywhere cables tend to get messy
- › Accommodates large or small cables, up to three cables at once
- › Support channels, used to route cables, include powerful adhesive backing which allows easy attachment to surfaces.

Available: All DARRAN collections



## power & data options.

Tully power unit

Style Number List Price



PD-TULLY \$320

Select power block to link workstations

### Specifications

- › 5.5" W x 3.2" H x 1.81" D
- › Finish: Smooth molded plastic integrated within a single piece cover
- › Mounts to the edge of your work surface, with no table cut outs or installation required.
- › (2) Power receptacles, (2) USB 2.1 Amp ports
- › 72" Cord (10' cord available, contact customer service).
- › Standard in White. Available in gray, black, neon red, harvest pumpkin, light green, daisy blue.
- › UL310, Class 2, FCC Part 15A approved
- › Clamp accessory accomodates table thickness from .75"-1.5"

Available: EdgeWorks, NSS Open, Rail, Rail Open Office, ThinkingQuietly.


#### Power Block

With 120" hardwire power cord.

Two Pack Power Block System: 2PPBS \$390



Four Pack Power Block System: 4PPBS \$750

Six Pack Power Block System: 6PPBS \$1100



## power & data options.

VILLA Power unit with daisylink

Style Number	List Price
STARTER UNITS	
 VIL-DCH HARDWIRED	\$600
Includes (1) Villa unit with 120" Hardwire Infeed	
 VIL-DCP PLUG	\$695
Includes (1) Villa with Plug Infeed - Includes 72" Cord and 32" Infeed Jumper for 104" total cord infeed	
ADDITIONAL LINKING UNITS	
VIL-DCL ADDITIONAL	\$590
(Includes linking Villa and Jumper cable up to 96")	

## Specifications

- > Size: Top Grommet 5.68"L X 3.39"W; Under Top 12"L x 3.13"W x 3.08"D
- > (4) Power receptacles; (2) surface and (2) undersurface, (2) 2.1A USB charging ports and (1) Knockout for RJ45 Data Port
- > Surface Mount
- > Daisy Chain - Hardwire Max (10) Units, Plug/Corded Max (5) Units
- > Standard Silver Finish, Black Finish available upon request
- > UL or ETL Certified

Available: All DARRAN collections, excludes grove

RJ45 Knockout	
RJ45 (1)	\$35

