



PREMIER®

Contracted Supplier

Seating price list

# Area price list

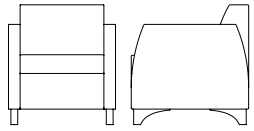


effective july 1, 2021

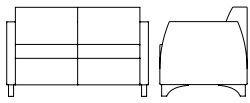
## Area table of contents

Statement of Line	
Fabric seating & leather program.....	1
Seating Specification.....	4
Finishes.....	5
Seating .....	6

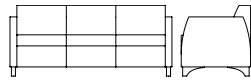
# Area statement of line



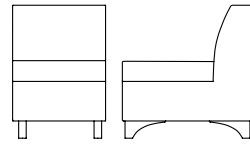
PAGE 6  
Arms



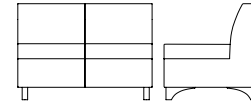
PAGE 7  
Arms



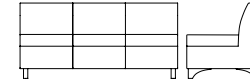
PAGE 8  
Arms



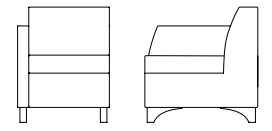
PAGE 9  
Armless



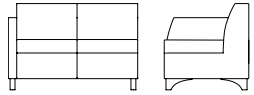
PAGE 10  
Armless



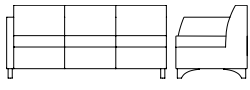
PAGE 11  
Armless



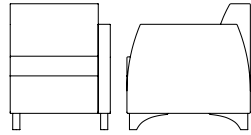
PAGE 12  
One Arm Left



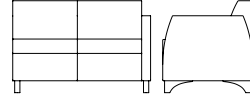
PAGE 13  
One Arm Left



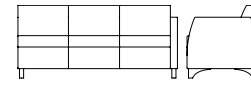
PAGE 14  
One Arm Left



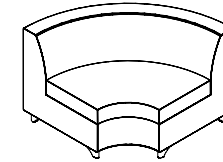
PAGE 15  
One Arm Right



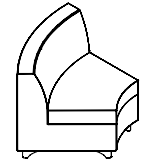
PAGE 16  
One Arm Right




PAGE 17  
One Arm Right



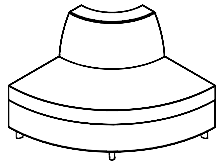
PAGE 18  
Inside Radius



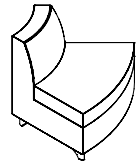
PAGE 19  
Inside Radius



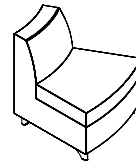
PAGE 20  
Inside Radius



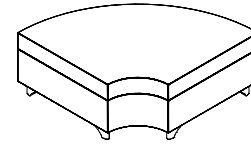
PAGE 21  
Outside Radius



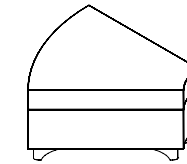
PAGE 22  
Outside Radius



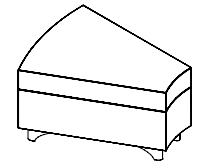
PAGE 23  
Outside Radius



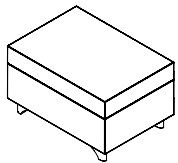
PAGE 24  
Radius Ottoman



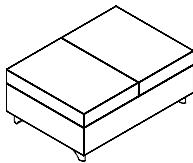
PAGE 25  
Radius Ottoman



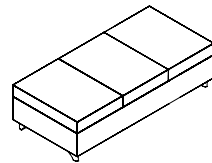
PAGE 26  
Radius Ottoman



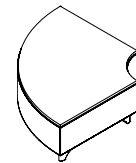
PAGE 27  
Benches



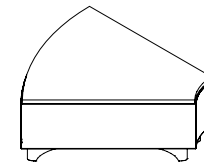
PAGE 28  
Benches



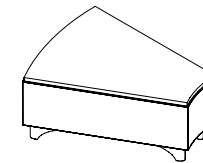
PAGE 29  
Benches



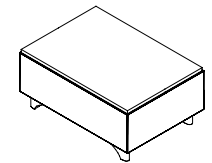
PAGE 30  
Radius Tables



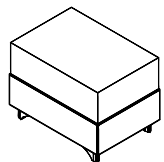
PAGE 31  
Radius Tables



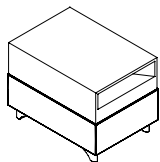
PAGE 32  
Radius Tables



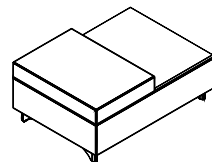
PAGE 33  
Benching Tables



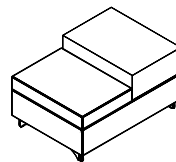
PAGE 34  
Benching Tables



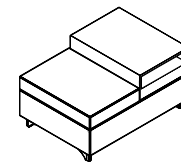
PAGE 35  
Benching Tables



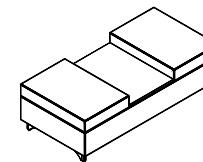
PAGE 36  
One Cushion Benches



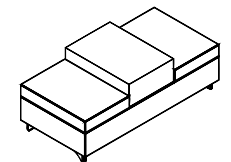
PAGE 37  
One Cushion Benches



PAGE 38  
One Cushion Benches



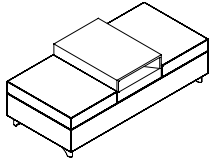
PAGE 39  
Two Seat Benches



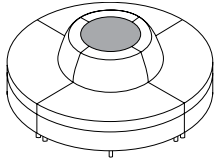
PAGE 40  
Two Seat Benches



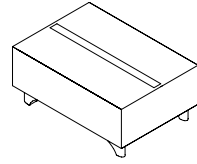
# Area statement of line



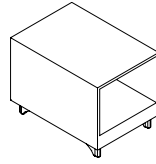
PAGE 41  
Two Seat Benches



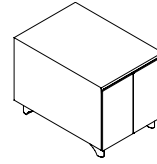
PAGE 42  
Tables



PAGE 43  
Tables



PAGE 44  
Tables



PAGE 45  
Tables

## Area seating fabric & leather program

### Seating & fabric leather program

DARRAN has partnered with some of the most prestigious fabric suppliers of the office furniture industry to bring you quality fabrics that are engaging designs, environmentally friendly and durable for years to come. The majority of fabrics we have graded-in are in heavy supply making it most likely available on our Quickship however, we cannot guarantee stock. If you do not see the fabric you wish to include in a project, please contact our Factory to see if this pattern can be graded in at 800.334.7891.

### Fabrics & Leathers

Please visit our Seating Fabrics page at [darran.com/textilesleather](http://darran.com/textilesleather)

Camira  
[www.camirafabrics.com](http://www.camirafabrics.com)  
 800.334.789

Wollsdorf  
[www.wollsdorf.com](http://www.wollsdorf.com)  
 336.884.5005

CFStinson  
[www.cfstinson.com](http://www.cfstinson.com)  
 800.841.6279

Green Hides  
[www.greenhides.com](http://www.greenhides.com)  
 336.315.9720

DesignTex  
[www.designtex.com](http://www.designtex.com)  
 800.797.4949

Maharam  
[www.maharam.com](http://www.maharam.com)  
 800.645.3943

Momentum Textiles  
[www.momentumtextiles.com](http://www.momentumtextiles.com)  
 800.366.6839

Ultrafabrics  
[www.ultrafabricsinc.com](http://www.ultrafabricsinc.com)  
 800.334.7891

Application instructions must be specified on the purchase order or COM / COL submission form. In the absence of application instructions, DARRAN will apply materials accordingly.

### CAL117

All DARRAN seating products conform to California Technical Bulletin 117 as a minimum standard.

### CAL133

To meet the California Technical Bulletin 133 flammability regulation, a combination of proper materials must be used to pass, as it tests the fire resistance of a finished product. Flame resistant fabric, a fire blocker material and special foam must be used to pass CAL133 fire codes.

Testing is available for all seating products with the following fees and considerations:

- If laboratory certification is not required, any style can be manufactured to comply with California Technical Bulletin 133 for \$75 list per yard required. (Customer's Own Materials must factor in additional yardage requirements based on repeat.)
- The purchase order must clearly indicate the requirement of California Technical Bulletin 133
- If laboratory California Technical Bulletin 133 certification is required, the cost of testing a chair is \$820 NET, plus the cost of the chair and covering material.
- An additional lead time of 4 to 6 weeks is required for testing for CAL133.
- Once testing is completed, we will provide a certification letter specific to the sample tested for CAL133.
- DARRAN's manufacturing procedures for California TB 133 compliance are based on the testing of representative style with specific fabrics. Please contact Customer Service for an updated list of tested models.
- A copy of test certification is available upon request.

## Area seating fabric & leather program

### Combination fabrics

DARRAN is pleased to offer customers the design freedom of combination fabrics. When using fabric, vinyl or leather combinations, pricing will be as follows:

- When combining two materials of the same grade, pricing will be specified grade + 5%.
- If combining two materials of different grades or leather/ fabric combination, use the highest grade/price + 5%.
- If using COM or COL, pricing will be COM or COL + 5%. If both COM + COL are used in combination, use COL + 5%

### COM/COL ordering instructions

Please complete the COM Submission Form prior to ordering the fabric from the supplier. All COM fabrics must be approved prior to order submission. Please refer to our website or contact DARRAN Seating Customer Service for an updated list of preapproved COM fabrics. Application instructions must be specified on the purchase order or COM/COL submission form. In the absence of application instructions, DARRAN will apply materials in the best manner and cannot be held responsible for tailoring or application objections after upholstering. COM orders will be scheduled for production after receipt of the material. Packages must be clearly marked and the fabric must be first quality, continuous yardage.

### COM/COL yardage requirements

The yardage requirements stated in this price list for each style are calculated using 54" wide, non-directional fabrics. For fabrics with a different width or for patterns with repeats, please refer to the below chart to calculate the additional percent of fabric required:

Fabric Width	Plain Fabric	2" - 14" Repeat	15" - 19" Repeat	20" - 27" Repeat	28" - 36" Repeat
54"	0	15%	20%	25%	30%
53"	6%	19%	24%	28%	36%
52"	13%	23%	28%	33%	38%
51"	19%	26%	31%	36%	41%
50"	25%	30%	35%	40%	45%
49"	30%	35%	40%	45%	50%
48"	35%	40%	45%	50%	55%
47"	45%	50%	55%	58%	65%

## Area seating fabric & leather program

NOTE: Prior To Completion Of This Form, Please Refer To Our Graded In Materials Program For Preapproved Fabrics/Leathers.

### COM/COL Approval

DARRAN Furniture Industries  
 2402 Shore Street, High Point, NC 27263  
 ATTN: Seating Division / COM/COL Approval  
 TAG: DARRAN Purchase Order Number

### Shipping approved COM/COL materials

DARRAN Furniture Industries  
 2402 Shore Street, High Point, NC 27263  
 ATTN: Seating Division / COM/COL Approval  
 TAG: DARRAN Purchase Order Number

Please complete this form, attach a 6"x 6" sample and mail to the COM/COL APPROVAL address shown above.  
 This form can also be downloaded from our website at [www.darran.com/leathers](http://www.darran.com/leathers) OR [www.darran.com/fabrics](http://www.darran.com/fabrics)

Purchase Order # \_\_\_\_\_  
 Dealer's Name \_\_\_\_\_  
 Contact \_\_\_\_\_  
 Address \_\_\_\_\_  
 Telephone \_\_\_\_\_  
 Email \_\_\_\_\_  
 Chair Style \_\_\_\_\_  
 Manufacturer \_\_\_\_\_  
 Pattern Name \_\_\_\_\_  
 Pattern Color \_\_\_\_\_  
 Content \_\_\_\_\_  
 Repeat \_\_\_\_\_

Please specify any special requirements and check the application above.

\_\_\_\_\_  
 \_\_\_\_\_  
 \_\_\_\_\_

ATTACH 6" X 6" FABRIC/LEATHER SAMPLE HERE


**NOTE**

Actual Fabric/Leather samples needed instead of digital images. If digital images are sent in lieu of samples, DARRAN will only verify the pattern and will not take responsibility for color variances that cannot be verified due to printing restrictions

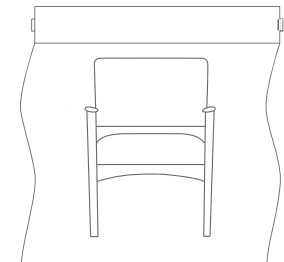
In the absence of application instructions, DARRAN will apply the material in the best manner and cannot be held responsible for tailoring or application objections after upholstering.

Unless otherwise instructed on the purchase order, excess COM materials will be recycled at the discretion of DARRAN after six months of the original product ship date.

The COM approval solely pertains to the application of the fabric onto the specified DARRAN seating product. DARRAN's approval or acceptance does not constitute any responsibility or warranty to the overall appearance, durability, flammability, defects, dye lot variations or colorfastness of the COM. It is the customer's responsibility to ensure the COM meets CAL 117 compliance and are first quality continuous goods.



**RAILROAD**



**SETUP**

## Area seating specification

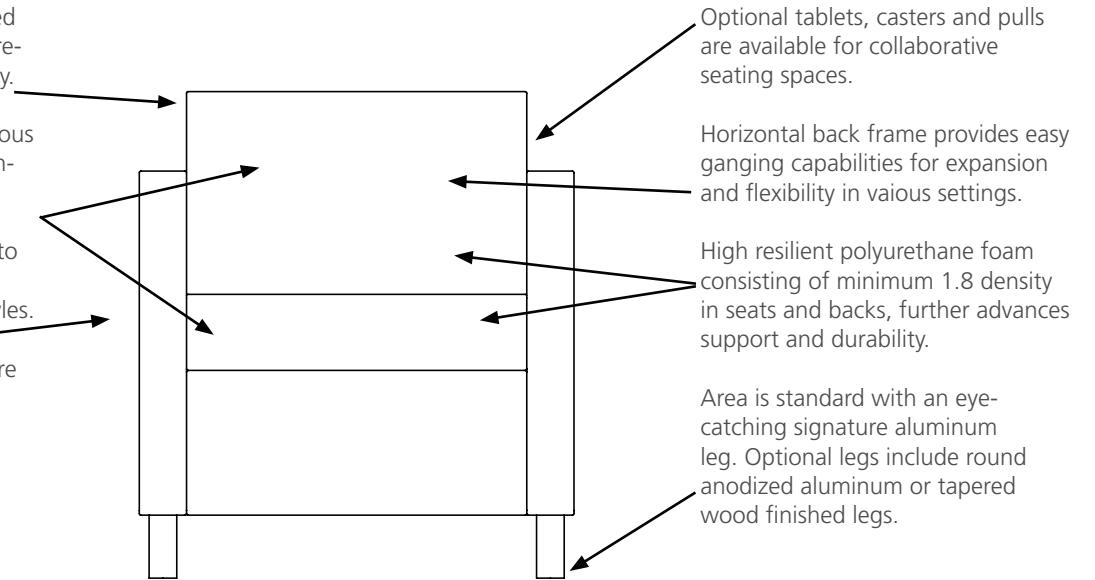
Depth = 30-1/2"  
 Height = 31-1/2"  
 Seat Width = 21-1/2"  
 Seat Depth = 21-1/2"  
 Seat Height = 18"  
 Arm Height = 26"

Frame: Constructed CNC cut engineered hardwood to maximize the strength, precise measurements and overall longevity.

Seat and backs spring with no sag sinuous wire spring to enhance comfort, sustainability and endurance.

Sleek, modern straight lines designed to coordinate with DARRAN guest seating and other diversified contemporary styles.

Area can also be intermixed with Filmore Collection components.



Signature Leg



Optional Metal Leg



Optional Tapered Leg

Joints are securely fastened with mortise and tenon joinery as well as corner block construction to ensure long-term use.

Ability to incorporate variety of options: wood panels, wood or metal legs, ganging devices, table tops, cup holders, pivoting tablet mounts and combination fabrics.

Complete domestic production from frame through upholstery, controlled by one manufacturing facility. Less stress / damage to chair parts normally caused by overseas transit, providing consistent, reliable quality standards at a quick response to shorter lead times.

## Area finishes

Finishes are available on wood legs or table tops only

WLA Lofty Ash  
 WAC Amber Cherry  
 WRC Caramel Cherry  
 WIC Crimson Cherry  
 WEC Ebony  
 WHC Honey Cherry  
 WOC Koko Cherry  
 WAM Alabaster Maple  
 WCM Clear Maple  
 WWM Wheat Maple  
 WBO Blush Oak  
 WMO Mocha Oak  
 WSO Salted Oak  
 WEW Executive Walnut  
 WGW Gunstock Walnut  
 WBW Henna Walnut  
 WSW Smokey Walnut  
 WNW Natural Walnut  
 TBCO Baby's Cheek  
 TBSW Brown Sugar  
 TOBW Organic Brown  
 TSTV Studio Teak  
 TSMV Seattle Mist  
 TSLV Skyline  
 WWP Designer White Paint

Send 3x3 or larger finish chip for color match. Custom finish upcharge is 3% or \$250 Net (whichever is greater).

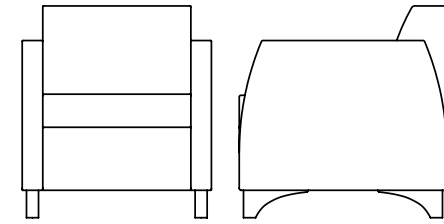
## Finish

ENVI-CT Green Certified European Technology Coatings Finish.

Frames are constructed of kiln-dried European beech and coordinate with all DARRAN casegood finishes.

# Area.

Arms  
Lounge Chair



[View statement of line](#)

1 model	COM	COL	1	2	3	4	5	6	7	8	9	10	11/L1	12	13/L2
ARE0150DAC01	1959	1959	2277	2382	2487	2592	2697	2802	2907	3012	3117	3222	3327	3432	3642
W x D x H 27.5 x 30.5 x 31.5			Upholstery Requirements												
Arm Height: 26"			Fabric yds: 5 -3/4 Leather Sq. Ft.: 103.5												
Seat Height: 18"			Carton Weight: 62												
Inside Seat Depth: 21 -1/2"															
Inside Seat Width: 21 -1/2"															

## Product features.

- Frame constructed of CNC cut engineered hardwood to maximize the strength, precise measurements and overall longevity
- Horizontal back from provides easy ganging capabilities.
- Joints are securely fastened with mortise and tenon joinery as well as corner block construction.
- Seats and back sprung with no sag sinuous wire spring to enhance comfort, sustainability and endurance.
- Soy-based, high resilient polyurethane foam consisting of minimum 1.8 density.

## 2 Select a finish

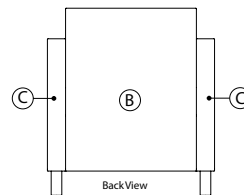
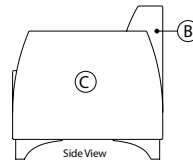
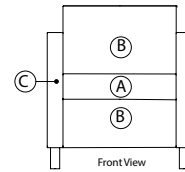
[View finish details](#)

## 3 Combination Fabrics

[View finish details](#)

**DARRAN is pleased to offer customers the design freedom of combination fabrics. When using fabric, vinyl or leather combinations, pricing/yardage requirements will be as follows:**

- A Seat** 1.5 yd(s).
- B Back** 3.5 yd(s).
- C Arms** 3 yd(s).



Style #ARE0150DAC01 Shown Above

- When combining two materials of the same grade, pricing will be specified grade + 5%
- If combining two materials of different grades or leather/fabric combination, use the highest grade/price + 5%
- If using COM or COL, pricing will be COM or COL + 5%.
- If both COM + COL are used in combination, use COL + 5%.

### NOTES

- \*Signature Leg Standard Unless Optional Leg Specified

## Options.

### CASTER

- Two Casters (replace front legs) - \$95

### LEG

- MCL: Metal Cylinder Leg
- WTL: Wood Tapered Leg
- Leg finishes: WLA, WAC, WRC, WIC, WEC, WHC, WOC, WAM, WCM, WWM, WBO, WMO, WSO, WEW, WGW, WBW, WNW, TBCO, TBSW, TOBW, TSTV, TSMV, TSLV, WWPP

# Area.

Arms  
Loveseat

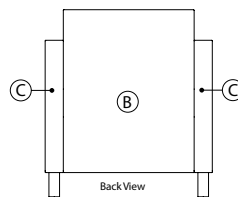
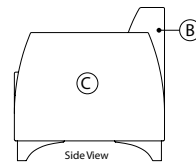
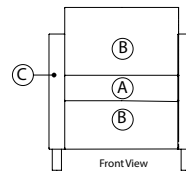
1 model	COM	COL	1	2	3	4	5	6	7	8	9	10	11/L1	12	13/L2
ARE0150DAL02	2699	2699	3238	3416	3594	3772	3950	4128	4306	4484	4662	4840	5018	5196	5552
W x D x H			Upholstery Requirements												
48 x 30.5 x 31.5			Fabric yds: 9 -3/4 Leather Sq. Ft.: 175.5												
Arm Height: 26"			Carton Weight: 112												
Seat Height: 18"															
Inside Seat Depth: 21 -1/2"															
Inside Seat Width: 42"															

## 2 Select a finish

[View finish details](#)

## 3 Combination Fabrics

[View finish details](#)

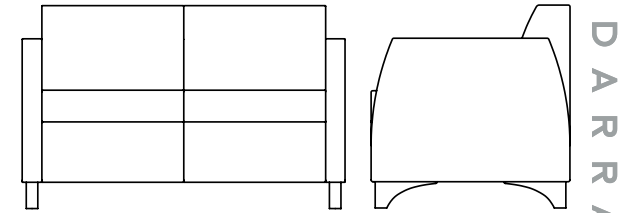


Style #ARE0150DAL02 Shown Above

**DARRAN is pleased to offer customers the design freedom of combination fabrics. When using fabric, vinyl or leather combinations, pricing/yardage requirements will be as follows:**

- A Seat** 3 yd(s).
- B Back** 5.5 yd(s).
- C Arms** 3 yd(s).

- When combining two materials of the same grade, pricing will be specified grade + 5%
- If combining two materials of different grades or leather/fabric combination, use the highest grade/price + 5%
- If using COM or COL, pricing will be COM or COL + 5%.
- If both COM + COL are used in combination, use COL + 5%.



[View statement of line](#)

## Product features.

- Frame constructed of CNC cut engineered hardwood to maximize the strength, precise measurements and overall longevity
- Horizontal back from provides easy ganging capabilities.
- Joints are securely fastened with mortise and tenon joinery as well as corner block construction.
- Seats and back sprung with no sag sinuous wire spring to enhance comfort, sustainability and endurance.
- Soy-based, high resilient polyurethane foam consisting of minimum 1.8 density.

### NOTES

- \*Signature Leg Standard Unless Optional Leg Specified

## Options.

### LEG

- MCL: Metal Cylinder Leg
- WTL: Wood Tapered Leg
- Leg finishes: WLA, WAC, WRC, WIC, WEC, WHC, WOC, WAM, WCM, WWM, WBO, WMO, WSO, WEW, WGW, WBW, WNW, TBCO, TBSW, TOBW, TSTV, TSMV, TSLV, WWP



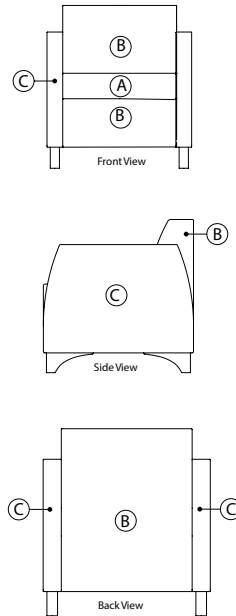
# Area.

Arms  
Sofa

1 model	COM	COL	1	2	3	4	5	6	7	8	9	10	11/L1	12	13/L2
ARE0150DAS03	3323	3323	4027	4260	4493	4726	4959	5192	5425	5658	5891	6124	6357	6590	7056
W x D x H 69 x 30.5 x 31.5	Upholstery Requirements														
Arm Height: 26"	Fabric yds: 12 -3/4 Leather Sq. Ft.: 229.5														
Seat Height: 18"	Carton Weight: 180														
Inside Seat Depth: 21 -1/2"															
Inside Seat Width: 63"															

2 Select a finish  
[View finish details](#)

3 Combination Fabrics  
[View finish details](#)

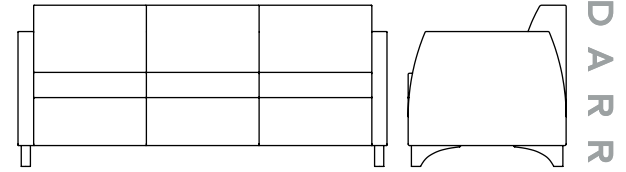


Style #ARE0150DAS03 Shown Above

**DARRAN is pleased to offer customers the design freedom of combination fabrics. When using fabric, vinyl or leather combinations, pricing/yardage requirements will be as follows:**

**A Seat 4.5 yd(s).**  
**B Back 7.5 yd(s).**  
**C Arms 3 yd(s).**

- When combining two materials of the same grade, pricing will be specified grade + 5%
- If combining two materials of different grades or leather/fabric combination, use the highest grade/price + 5%
- If using COM or COL, pricing will be COM or COL + 5%.
- If both COM + COL are used in combination, use COL + 5%.



DARRAN

[View statement of line](#)

## Product features.

- Frame constructed of CNC cut engineered hardwood to maximize the strength, precise measurements and overall longevity
- Horizontal back from provides easy ganging capabilities.
- Joints are securely fastened with mortise and tenon joinery as well as corner block construction.
- Seats and back sprung with no sag sinuous wire spring to enhance comfort, sustainability and endurance.
- Soy-based, high resilient polyurethane foam consisting of minimum 1.8 density.

### NOTES

- \*Signature Leg Standard Unless Optional Leg Specified

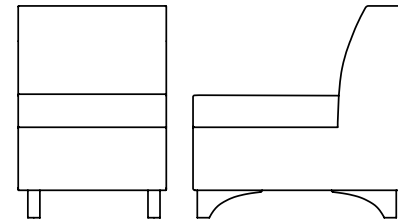
## Options.

### LEG

- MCL: Metal Cylinder Leg
- WTL: Wood Tapered Leg
- Leg finishes: WLA, WAC, WRC, WIC, WEC, WHC, WOC, WAM, WCM, WWM, WBO, WMO, WSO, WEW, WGW, WBW, WNW, TBCO, TBSW, TOBW, TSTV, TSMV, TSLV, WWPP

# Area.

Armless  
Armless Chair



[View statement of line](#)

1 model	COM	COL	1	2	3	4	5	6	7	8	9	10	11/L1	12	13/L2
ARE0150NAC01	1632	1632	1826	1890	1954	2018	2082	2146	2210	2274	2338	2402	2466	2530	2658
W x D x H 21.5 x 30.5 x 31.5			Upholstery Requirements												
Arm Height: N/A			Fabric yds: 3 -1/2 Leather Sq. Ft.: 63												
Seat Height: 18"			Carton Weight: 54												
Inside Seat Depth: 21 -1/2"															
Inside Seat Width: 21 1/2"															

## Product features.

- Frame constructed of CNC cut engineered hardwood to maximize the strength, precise measurements and overall longevity
- Horizontal back from provides easy ganging capabilities.
- Joints are securely fastened with mortise and tenon joinery as well as corner block construction.
- Seats and back sprung with no sag sinuous wire spring to enhance comfort, sustainability and endurance.
- Soy-based, high resilient polyurethane foam consisting of minimum 1.8 density.

## 2 Select a finish

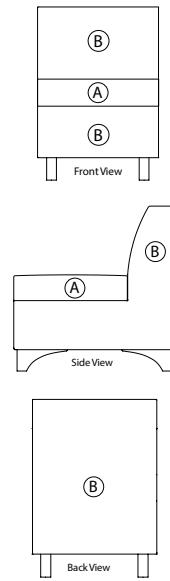
[View finish details](#)

## 3 Combination Fabrics

[View finish details](#)

**DARRAN is pleased to offer customers the design freedom of combination fabrics. When using fabric, vinyl or leather combinations, pricing/yardage requirements will be as follows:**

**A Seat 1.5 yd(s).**  
**B Back 3.5 yd(s).**



- When combining two materials of the same grade, pricing will be specified grade + 5%
- If combining two materials of different grades or leather/fabric combination, use the highest grade/price + 5%
- If using COM or COL, pricing will be COM or COL + 5%.
- If both COM + COL are used in combination, use COL + 5%.

Style #ARE0150NAC01 Shown Above

### NOTES

- \*Signature Leg Standard Unless Optional Leg Specified

## Options.

### CASTER

- Two Casters (replace front legs) - \$95

### GANGING DEVICE

- GDEV: Ganging Device - \$30 ea.

### LEG

- MCL: Metal Cylinder Leg
- WTL: Wood Tapered Leg
- Leg finishes: WLA, WAC, WRC, WIC, WEC, WHC, WOC, WAM, WCM, WWM, WBO, WMO, WSO, WEW, WGW, WBW, WNW, TBCO, TBSW, TOBW, TSTV, TSMV, TSLV, WWF

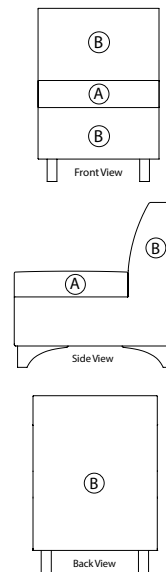
# Area.

Armless  
Armless Loveseat

1 model	COM	COL	1	2	3	4	5	6	7	8	9	10	11/L1	12	13/L2
ARE0150NAL02	2360	2360	2719	2838	2957	3076	3195	3314	3433	3552	3671	3790	3909	4028	4266
W x D x H			Upholstery Requirements												
42 x 30.5 x 31.5			Fabric yds: 6 -1/2 Leather Sq. Ft.: 117												
Arm Height: N/A			Carton Weight: 104												
Seat Height: 18"															
Inside Seat Depth: 21-1/2"															
Inside Seat Width: 42"															

2 Select a finish  
[View finish details](#)

3 Combination Fabrics  
[View finish details](#)

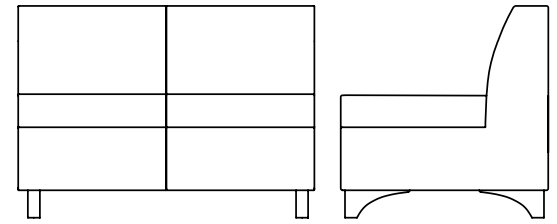


Style #ARE0150NAL02 Shown Above

**DARRAN is pleased to offer customers the design freedom of combination fabrics. When using fabric, vinyl or leather combinations, pricing/yardage requirements will be as follows:**

**A Seat 3 yd(s).**  
**B Back 5.5 yd(s).**

- When combining two materials of the same grade, pricing will be specified grade + 5%
- If combining two materials of different grades or leather/fabric combination, use the highest grade/price + 5%
- If using COM or COL, pricing will be COM or COL + 5%.
- If both COM + COL are used in combination, use COL + 5%.



[View statement of line](#)

## Product features.

- Frame constructed of CNC cut engineered hardwood to maximize the strength, precise measurements and overall longevity
- Horizontal back from provides easy ganging capabilities.
- Joints are securely fastened with mortise and tenon joinery as well as corner block construction.
- Seats and back sprung with no sag sinuous wire spring to enhance comfort, sustainability and endurance.
- Soy-based, high resilient polyurethane foam consisting of minimum 1.8 density.

### NOTES

- \*Signature Leg Standard Unless Optional Leg Specified

## Options.

### GANGING DEVICE

- GDEV: Ganging Device - \$30 ea.

### LEG

- MCL: Metal Cylinder Leg
- WTL: Wood Tapered Leg
- Leg finishes: WLA, WAC, WRC, WIC, WEC, WHC, WOC, WAM, WCM, WWM, WBO, WMO, WSO, WEW, WGW, WBW, WNW, TBCO, TBSW, TOBW, TSTV, TSMV, TSLV, WWPP

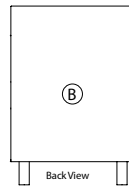
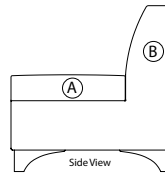
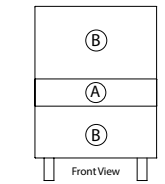
# Area.

Armless  
Armless Sofa

1 model	COM	COL	1	2	3	4	5	6	7	8	9	10	11/L1	12	13/L2
ARE0150NAS03	2984	2984	3509	3682	3855	4028	4201	4374	4547	4720	4893	5066	5239	5412	5758
W x D x H 63 x 30.5 x 31.5	Upholstery Requirements														
Arm Height: N/A	Fabric yds: 9 -1/2 Leather Sq. Ft.: 171														
Seat Height: 18"	Carton Weight: 172														
Inside Seat Depth: 21 -1/2"															
Inside Seat Width: 63"															

2 Select a finish  
[View finish details](#)

3 Combination Fabrics  
[View finish details](#)

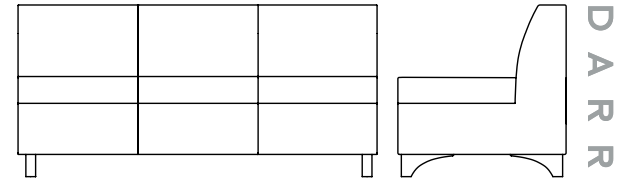


Style #ARE0150NAS03 Shown Above

**DARRAN is pleased to offer customers the design freedom of combination fabrics. When using fabric, vinyl or leather combinations, pricing/yardage requirements will be as follows:**

**A Seat 4.5 yd(s).**  
**B Back 7.5 yd(s).**

- When combining two materials of the same grade, pricing will be specified grade + 5%
- If combining two materials of different grades or leather/fabric combination, use the highest grade/price + 5%
- If using COM or COL, pricing will be COM or COL + 5%.
- If both COM + COL are used in combination, use COL + 5%.



[View statement of line](#)

## Product features.

- Frame constructed of CNC cut engineered hardwood to maximize the strength, precise measurements and overall longevity
- Horizontal back from provides easy ganging capabilities.
- Joints are securely fastened with mortise and tenon joinery as well as corner block construction.
- Seats and back sprung with no sag sinuous wire spring to enhance comfort, sustainability and endurance.
- Soy-based, high resilient polyurethane foam consisting of minimum 1.8 density.

### NOTES

- \*Signature Leg Standard Unless Optional Leg Specified

## Options.

### GANGING DEVICE

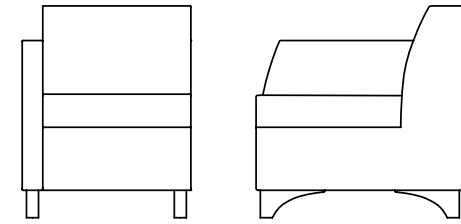
- GDEV: Ganging Device - \$30 ea.

### LEG

- MCL: Metal Cylinder Leg
- WTL: Wood Tapered Leg
- Leg finishes: WLA, WAC, WRC, WIC, WEC, WHC, WOC, WAM, WCM, WWM, WBO, WMO, WSO, WEW, WGW, WBW, WNW, TBCO, TBSW, TOBW, TSTV, TSMV, TSLV, WWPP

# Area.

One Arm Left  
One Arm Chair - Left Facing

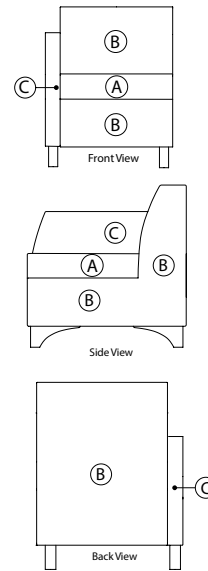


[View statement of line](#)

1 model	COM	COL	1	2	3	4	5	6	7	8	9	10	11/L1	12	13/L2
ARE0150LAC01	1806	1806	2109	2209	2309	2409	2509	2609	2709	2809	2909	3009	3109	3209	3409
W x D x H 24.5 x 30.5 x 31.5			Upholstery Requirements												
Arm Height: 26"			Fabric yds: 5 -1/2 Leather Sq. Ft.: 99												
Seat Height: 18"			Carton Weight: 58												
Inside Seat Depth: 21 -1/2"															
Inside Seat Width: 21 -1/2"															

2 Select a finish  
[View finish details](#)

3 Combination Fabrics  
[View finish details](#)



Style #ARE0150LAC01 Shown Above

**DARRAN is pleased to offer customers the design freedom of combination fabrics. When using fabric, vinyl or leather combinations, pricing/yardage requirements will be as follows:**

- A Seat** 1.5 yd(s).
- B Back** 3.5 yd(s).
- C Arm** 1.5 yd(s).

- When combining two materials of the same grade, pricing will be specified grade + 5%
- If combining two materials of different grades or leather/fabric combination, use the highest grade/price + 5%
- If using COM or COL, pricing will be COM or COL + 5%.
- If both COM + COL are used in combination, use COL + 5%.

## Product features.

- Frame constructed of CNC cut engineered hardwood to maximize the strength, precise measurements and overall longevity
- Horizontal back from provides easy ganging capabilities.
- Joints are securely fastened with mortise and tenon joinery as well as corner block construction.
- Seats and back sprung with no sag sinuous wire spring to enhance comfort, sustainability and endurance.
- Soy-based, high resilient polyurethane foam consisting of minimum 1.8 density.

### NOTES

- \*Signature Leg Standard Unless Optional Leg Specified

## Options.

### GANGING DEVICE

- GDEV: Ganging Device - \$30 ea.

### LEG

- MCL: Metal Cylinder Leg
- WTL: Wood Tapered Leg
- Leg finishes: WLA, WAC, WRC, WEC, WHC, WOC, WAM, WCM, WWM, WBO, WMO, WSO, WEW, WGW, WBW, WNW, TBCO, TBSW, TOBW, TSTV, TSMV, TSLV, WWVP

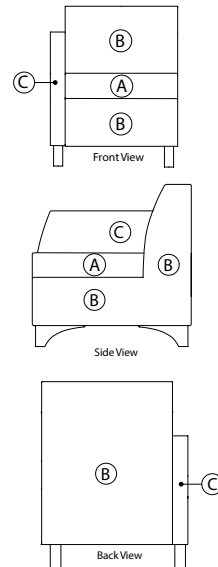
## Area.

One Arm Left  
One Arm Loveseat - Left Facing

1 model	COM	COL	1	2	3	4	5	6	7	8	9	10	11/L1	12	13/L2
ARE0150LAL02	2533	2533	3003	3158	3313	3468	3623	3778	3933	4088	4243	4398	4553	4708	5018
W x D x H 45 x 30.5 x 31.5			Upholstery Requirements												
Arm Height: 26"			Fabric yds: 8 -1/2 Leather Sq. Ft.: 153												
Seat Height: 18"			Carton Weight: 108												
Inside Seat Depth: 21 -1/2"															
Inside Seat Width: 42"															

2 Select a finish  
[View finish details](#)

3 Combination Fabrics  
[View finish details](#)

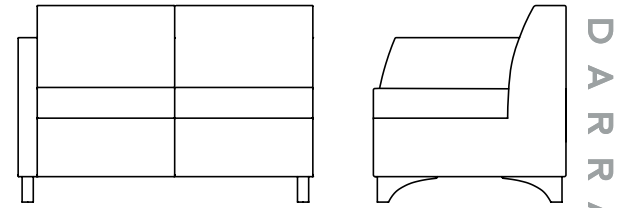


Style #ARE0150LAL02 Shown Above

**DARRAN is pleased to offer customers the design freedom of combination fabrics. When using fabric, vinyl or leather combinations, pricing/yardage requirements will be as follows:**

**A Seat** 3 yd(s).  
**B Back** 5.5 yd(s).  
**C Arm** 1.5 yd(s).

- When combining two materials of the same grade, pricing will be specified grade + 5%
- If combining two materials of different grades or leather/fabric combination, use the highest grade/price + 5%
- If using COM or COL, pricing will be COM or COL + 5%.
- If both COM + COL are used in combination, use COL + 5%.



[View statement of line](#)

## Product features.

- Frame constructed of CNC cut engineered hardwood to maximize the strength, precise measurements and overall longevity
- Horizontal back from provides easy ganging capabilities.
- Joints are securely fastened with mortise and tenon joinery as well as corner block construction.
- Seats and back sprung with no sag sinuous wire spring to enhance comfort, sustainability and endurance.
- Soy-based, high resilient polyurethane foam consisting of minimum 1.8 density.

### NOTES

- \*Signature Leg Standard Unless Optional Leg Specified

## Options.

### GANGING DEVICE

- GDEV: Ganging Device - \$30 ea.

### LEG

- MCL: Metal Cylinder Leg
- WTL: Wood Tapered Leg
- Leg finishes: WLA, WAC, WRC, WIC, WEC, WHC, WOC, WAM, WCM, WWM, WBO, WMO, WSO, WEW, GWG, WBW, WNW, TBCO, TBSW, TOBW, TSTV, TSMV, TSLV, WWVP

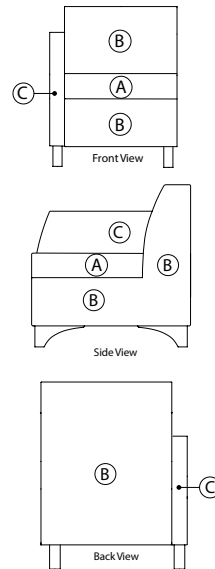
## Area.

One Arm Left  
One Arm Sofa - Left Facing

1 model	COM	COL	1	2	3	4	5	6	7	8	9	10	11/L1	12	13/L2
ARE0150LAS03	3158	3158	3793	4003	4213	4423	4633	4843	5053	5263	5473	5683	5893	6103	6523
W x D x H			Upholstery Requirements												
66 x 30.5 x 31.5			Fabric yds: 11 -1/2 Leather Sq. Ft.: 207												
Arm Height: 26"			Carton Weight: 176												
Seat Height: 18"															
Inside Seat Depth: 21 -1/2"															
Inside Seat Width: 63"															

2 Select a finish  
[View finish details](#)

3 Combination Fabrics  
[View finish details](#)

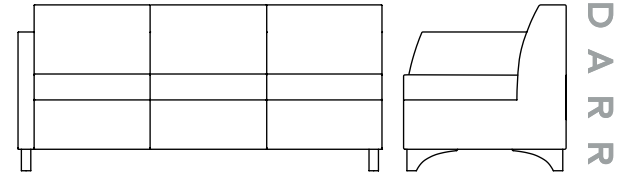


Style #ARE0150LAS03 Shown Above

**DARRAN is pleased to offer customers the design freedom of combination fabrics. When using fabric, vinyl or leather combinations, pricing/yardage requirements will be as follows:**

**A Seat** 4.5 yd(s).  
**B Back** 7.5 yd(s).  
**C Arm** 1.5 yd(s).

- When combining two materials of the same grade, pricing will be specified grade + 5%
- If combining two materials of different grades or leather/fabric combination, use the highest grade/price + 5%
- If using COM or COL, pricing will be COM or COL + 5%.
- If both COM + COL are used in combination, use COL + 5%.



[View statement of line](#)

## Product features.

- Frame constructed of CNC cut engineered hardwood to maximize the strength, precise measurements and overall longevity
- Horizontal back from provides easy ganging capabilities.
- Joints are securely fastened with mortise and tenon joinery as well as corner block construction.
- Seats and back sprung with no sag sinuous wire spring to enhance comfort, sustainability and endurance.
- Soy-based, high resilient polyurethane foam consisting of minimum 1.8 density.

### NOTES

- \*Signature Leg Standard Unless Optional Leg Specified

## Options.

### GANGING DEVICE

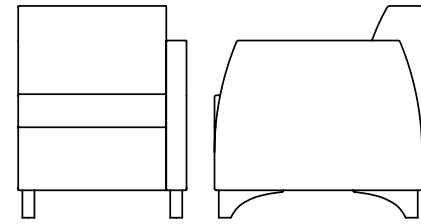
- GDEV: Ganging Device - \$30 ea.

### LEG

- MCL: Metal Cylinder Leg
- WTL: Wood Tapered Leg
- Leg finishes: WLA, WAC, WRC, WIC, WEC, WHC, WOC, WAM, WCM, WWM, WBO, WMO, WSO, WEW, WGW, WBW, WNW, TBCO, TBSW, TOBW, TSTV, TSMV, TSLV, WWVP

# Area.

One Arm Right  
One Arm Chair - Right Facing



[View statement of line](#)

1 model	COM	COL	1	2	3	4	5	6	7	8	9	10	11/L1	12	13/L2
ARE0150RAC01	1806	1806	2109	2209	2309	2409	2509	2609	2709	2809	2909	3009	3109	3209	3409
W x D x H 24.5 x 30.5 x 31.5 Arm Height: 26" Seat Height: 18" Inside Seat Depth: 21 -1/2" Inside Seat Width: 21 -1/2"	Upholstery Requirements Fabric yds: 5 -1/2 Leather Sq. Ft.: 99 Carton Weight: 58														

## Product features.

- Frame constructed of CNC cut engineered hardwood to maximize the strength, precise measurements and overall longevity
- Horizontal back from provides easy ganging capabilities.
- Joints are securely fastened with mortise and tenon joinery as well as corner block construction.
- Seats and back sprung with no sag sinuous wire spring to enhance comfort, sustainability and endurance.
- Soy-based, high resilient polyurethane foam consisting of minimum 1.8 density.

## 2 Select a finish

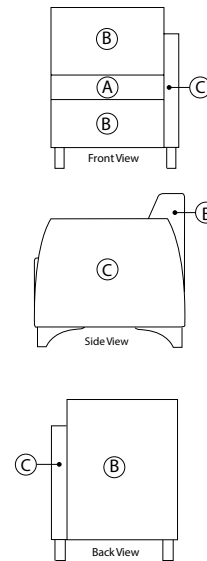
[View finish details](#)

## 3 Combination Fabrics

[View finish details](#)

**DARRAN is pleased to offer customers the design freedom of combination fabrics. When using fabric, vinyl or leather combinations, pricing/yardage requirements will be as follows:**

- A Seat 1.5 yd(s).**
- B Back 3.5 yd(s).**
- C Arm 1.5 yd(s).**



Style #ARE0150RAC01 Shown Above

- When combining two materials of the same grade, pricing will be specified grade + 5%
- If combining two materials of different grades or leather/fabric combination, use the highest grade/price + 5%
- If using COM or COL, pricing will be COM or COL + 5%.
- If both COM + COL are used in combination, use COL + 5%.

### NOTES

- \*Signature Leg Standard Unless Optional Leg Specified

## Options.

### GANGING DEVICE

- GDEV: Ganging Device - \$30 ea.

### LEG

- MCL: Metal Cylinder Leg
- WTL: Wood Tapered Leg
- Leg finishes: WLA, WAC, WRC, WIC, WEC, WHC, WOC, WAM, WCM, WWM, WBO, WMO, WSO, WEW, WGW, WBW, WNW, TBCO, TBSW, TOBW, TSTV, TSMV, TSLV, WWVP



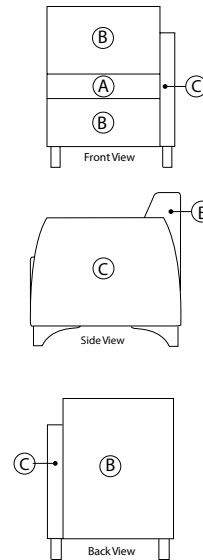
# Area.

One Arm Right  
One Arm Loveseat - Right Facing

1 model	COM	COL	1	2	3	4	5	6	7	8	9	10	11/L1	12	13/L2
ARE0150RAL02	2533	2533	3003	3158	3313	3468	3623	3778	3933	4088	4243	4398	4553	4708	5018
W x D x H			Upholstery Requirements												
45 x 30.5 x 31.5			Fabric yds: 8 -1/2 Leather Sq. Ft.: 153												
Arm Height: 26"			Carton Weight: 108												
Seat Height: 18"															
Inside Seat Depth: 21 -1/2"															
Inside Seat Width: 42"															

2 Select a finish  
[View finish details](#)

3 Combination Fabrics  
[View finish details](#)

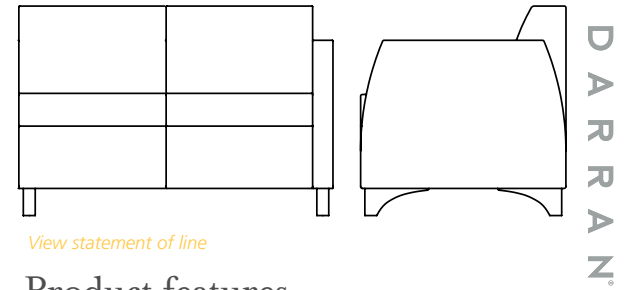


Style #ARE0150RAL02 Shown Above

**DARRAN is pleased to offer customers the design freedom of combination fabrics. When using fabric, vinyl or leather combinations, pricing/yardage requirements will be as follows:**

- A Seat** 3 yd(s).
- B Back** 5.5 yd(s).
- C Arm** 1.5 yd(s).

- When combining two materials of the same grade, pricing will be specified grade + 5%
- If combining two materials of different grades or leather/fabric combination, use the highest grade/price + 5%
- If using COM or COL, pricing will be COM or COL + 5%.
- If both COM + COL are used in combination, use COL + 5%.



[View statement of line](#)

## Product features.

- Frame constructed of CNC cut engineered hardwood to maximize the strength, precise measurements and overall longevity
- Horizontal back from provides easy ganging capabilities.
- Joints are securely fastened with mortise and tenon joinery as well as corner block construction.
- Seats and back sprung with no sag sinuous wire spring to enhance comfort, sustainability and endurance.
- Soy-based, high resilient polyurethane foam consisting of minimum 1.8 density.

### NOTES

- \*Signature Leg Standard Unless Optional Leg Specified

## Options.

### GANGING DEVICE

- GDEV: Ganging Device - \$30 ea.

### LEG

- MCL: Metal Cylinder Leg
- WTL: Wood Tapered Leg
- Leg finishes: WLA, WAC, WRC, WIC, WEC, WHC, WOC, WAM, WCM, WWM, WBO, WMO, WSO, WEW, WGW, WBW, WNW, TBCO, TBSW, TOBW, TSTV, TSMV, TSLV, WWVP

## Area.

One Arm Right  
One Arm Sofa - Right Facing

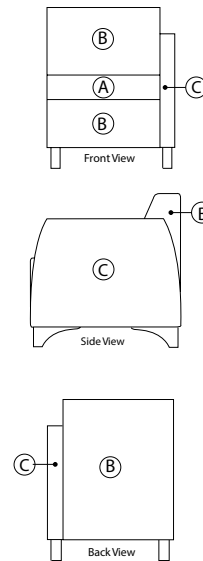
1 model	COM	COL	1	2	3	4	5	6	7	8	9	10	11/L1	12	13/L2
ARE0150RAS03	3158	3158	3793	4003	4213	4423	4633	4843	5053	5263	5473	5683	5893	6103	6523
W x D x H 66 x 30.5 x 31.5			Upholstery Requirements												
Arm Height: 26"			Fabric yds: 11 -1/2 Leather Sq. Ft.: 207												
Seat Height: 18"			Carton Weight: 176												
Inside Seat Depth: 21 -1/2"															
Inside Seat Width: 63"															

## 2 Select a finish

[View finish details](#)

## 3 Combination Fabrics

[View finish details](#)

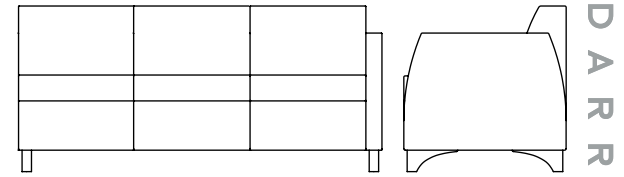


Style #ARE0150RAS03 Shown Above

**DARRAN is pleased to offer customers the design freedom of combination fabrics. When using fabric, vinyl or leather combinations, pricing/yardage requirements will be as follows:**

**A Seat** 4.5 yd(s).  
**B Back** 7.5 yd(s).  
**C Arm** 1.5 yd(s).

- When combining two materials of the same grade, pricing will be specified grade + 5%
- If combining two materials of different grades or leather/fabric combination, use the highest grade/price + 5%
- If using COM or COL, pricing will be COM or COL + 5%.
- If both COM + COL are used in combination, use COL + 5%.



[View statement of line](#)

## Product features.

- Frame constructed of CNC cut engineered hardwood to maximize the strength, precise measurements and overall longevity
- Horizontal back from provides easy ganging capabilities.
- Joints are securely fastened with mortise and tenon joinery as well as corner block construction.
- Seats and back sprung with no sag sinuous wire spring to enhance comfort, sustainability and endurance.
- Soy-based, high resilient polyurethane foam consisting of minimum 1.8 density.

### NOTES

- \*Signature Leg Standard Unless Optional Leg Specified

## Options.

### GANGING DEVICE

- GDEV: Ganging Device - \$30 ea.

### LEG

- MCL: Metal Cylinder Leg
- WTL: Wood Tapered Leg
- Leg finishes: WLA, WAC, WRC, WIC, WEC, WHC, WOC, WAM, WCM, WWM, WBO, WMO, WSO, WEW, WGW, WBW, WNW, TBCO, TBSW, TOBW, TSTV, TSMV, TSLV, WWPP

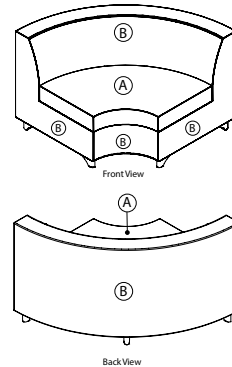
# Area.

Inside Radius  
90 Degree Back Inside Radius Chair

1 model	COM	COL	1	2	3	4	5	6	7	8	9	10	11/L1	12	13/L2
ARE0150BIR90	2790	2790	3215	3357	3499	3641	3783	3925	4067	4209	4351	4493	4635	4777	5061
W x D x H			Upholstery Requirements												
59.5 x 30.5 x 31.5			Fabric yds: 7 -3/4 Leather Sq. Ft.: 139.5												
Arm Height: N/A			Carton Weight: 85												
Seat Height: 18"															
Inside Seat Depth: 21 -1/2"															
Inside Seat Width: 59 -1/2"															

2 Select a finish  
[View finish details](#)

3 Combination Fabrics  
[View finish details](#)

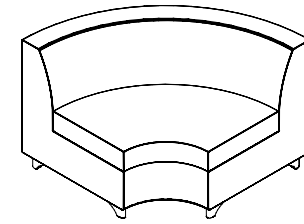


Style #ARE0150BIR90 Shown Above

**DARRAN is pleased to offer customers the design freedom of combination fabrics. When using fabric, vinyl or leather combinations, pricing/yardage requirements will be as follows:**

**A Seat 2.5 yd(s).**  
**B Back 5.25 yd(s).**

- When combining two materials of the same grade, pricing will be specified grade + 5%
- If combining two materials of different grades or leather/fabric combination, use the highest grade/price + 5%
- If using COM or COL, pricing will be COM or COL + 5%.
- If both COM + COL are used in combination, use COL + 5%.



[View statement of line](#)

## Product features.

- Frame constructed of CNC cut engineered hardwood to maximize the strength, precise measurements and overall longevity
- Horizontal back from provides easy ganging capabilities.
- Joints are securely fastened with mortise and tenon joinery as well as corner block construction.
- Seats and back sprung with no sag sinuous wire spring to enhance comfort, sustainability and endurance.
- Soy-based, high resilient polyurethane foam consisting of minimum 1.8 density.

### NOTES

- \*Signature Leg Standard Unless Optional Leg Specified

## Options.

### GANGING DEVICE

- GDEV: Ganging Device - \$30 ea.

### LEG

- MCL: Metal Cylinder Leg
- WTL: Wood Tapered Leg
- Leg finishes: WLA, WAC, WRC, WIC, WEC, WHC, WOC, WAM, WCM, WWM, WBO, WMO, WSO, WEW, WGW, WBW, WNW, TBCO, TBSW, TOBW, TSTV, TSMV, TSLV, WWVP

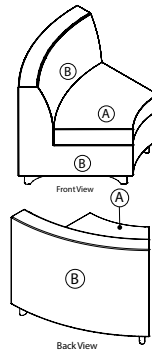
# Area.

Inside Radius  
45 Degree Back Inside Radius Chair

1 model	COM	COL	1	2	3	4	5	6	7	8	9	10	11/L1	12	13/L2
ARE0150BIR45	2140	2140	2472	2582	2692	2802	2912	3022	3132	3242	3352	3462	3572	3682	3902
W x D x H 39 x 30.5 x 31.5 Arm Height: N/A Seat Height: 18" Inside Seat Depth: 21 -1/2" Inside Seat Width: 39"			Upholstery Requirements Fabric yds: 6 Leather Sq. Ft.: 108 Carton Weight: 45												

2 Select a finish  
[View finish details](#)

3 Combination Fabrics  
[View finish details](#)

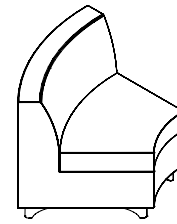


Style #ARE0150BIR45 Shown Above

**DARRAN is pleased to offer customers the design freedom of combination fabrics. When using fabric, vinyl or leather combinations, pricing/yardage requirements will be as follows:**

**A Seat 2 yd(s).**  
**B Back 4 yd(s).**

- When combining two materials of the same grade, pricing will be specified grade + 5%
- If combining two materials of different grades or leather/fabric combination, use the highest grade/price + 5%
- If using COM or COL, pricing will be COM or COL + 5%.
- If both COM + COL are used in combination, use COL + 5%.



[View statement of line](#)

## Product features.

- Frame constructed of CNC cut engineered hardwood to maximize the strength, precise measurements and overall longevity
- Horizontal back from provides easy ganging capabilities.
- Joints are securely fastened with mortise and tenon joinery as well as corner block construction.
- Seats and back sprung with no sag sinuous wire spring to enhance comfort, sustainability and endurance.
- Soy-based, high resilient polyurethane foam consisting of minimum 1.8 density.

### NOTES

- \*Signature Leg Standard Unless Optional Leg Specified

## Options.

### GANGING DEVICE

- GDEV: Ganging Device - \$30 ea.

### LEG

- MCL: Metal Cylinder Leg
- WTL: Wood Tapered Leg
- Leg finishes: WLA, WAC, WRC, WIC, WEC, WHC, WOC, WAM, WCM, WWM, WBO, WMO, WSO, WEW, WGW, WBW, WNW, TBCO, TBSW, TOBW, TSTV, TSMV, TSLV, WWVP

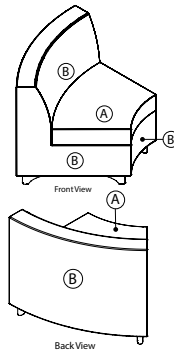
## Area.

Inside Radius  
30 Degree Back Inside Radius Chair

1 model	COM	COL	1	2	3	4	5	6	7	8	9	10	11/L1	12	13/L2
ARE0150BIR30	1806	1806	2110	2210	2310	2410	2510	2610	2710	2810	2910	3010	3110	3210	3410
W x D x H 26.5 x 30.5 x 31.5 Arm Height: N/A Seat Height: 18" Inside Seat Depth: 21 -1/2" Inside Seat Width: 26 -1/2"			Upholstery Requirements Fabric yds: 5 -1/2 Leather Sq. Ft.: 99 Carton Weight: 35												

2 Select a finish  
[View finish details](#)

3 Combination Fabrics  
[View finish details](#)




Style #ARE0150BIR30 Shown Above

**DARRAN is pleased to offer customers the design freedom of combination fabrics. When using fabric, vinyl or leather combinations, pricing/yardage requirements will be as follows:**

**A Seat** 1.75 yd(s).  
**B Back** 3.75 yd(s).

- When combining two materials of the same grade, pricing will be specified grade + 5%
- If combining two materials of different grades or leather/fabric combination, use the highest grade/price + 5%
- If using COM or COL, pricing will be COM or COL + 5%.
- If both COM + COL are used in combination, use COL + 5%.



[View statement of line](#)

## Product features.

- Frame constructed of CNC cut engineered hardwood to maximize the strength, precise measurements and overall longevity
- Horizontal back from provides easy ganging capabilities.
- Joints are securely fastened with mortise and tenon joinery as well as corner block construction.
- Seats and back sprung with no sag sinuous wire spring to enhance comfort, sustainability and endurance.
- Soy-based, high resilient polyurethane foam consisting of minimum 1.8 density.

### NOTES

- \*Signature Leg Standard Unless Optional Leg Specified

## Options.

### GANGING DEVICE

- GDEV: Ganging Device - \$30 ea.

### LEG

- MCL: Metal Cylinder Leg
- WTL: Wood Tapered Leg
- Leg finishes: WLA, WAC, WRC, WIC, WEC, WHC, WOC, WAM, WCM, WWM, WBO, WMO, WSO, WEW, WGW, WBW, WNW, TBCO, TBSW, TOBW, TSTV, TSMV, TSLV, WWPP

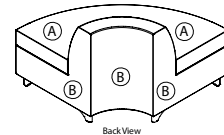
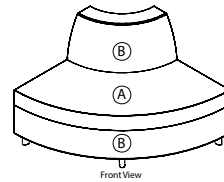
# Area.

Outside Radius  
90 Degree Back Outside Radius Chair

1 model	COM	COL	1	2	3	4	5	6	7	8	9	10	11/L1	12	13/L2
ARE0150BOR90	2875	2875	3262	3390	3518	3646	3774	3902	4030	4158	4286	4414	4542	4670	4926
W x D x H			Upholstery Requirements												
59.5 x 30.5 x 31.5			Fabric yds: 7 Leather Sq. Ft.: 126												
Arm Height: N/A			Carton Weight: 80												
Seat Height: 18"															
Inside Seat Depth: 21 -1/2"															
Inside Seat Width: 59 -1/2"															

2 Select a finish  
[View finish details](#)

3 Combination Fabrics  
[View finish details](#)

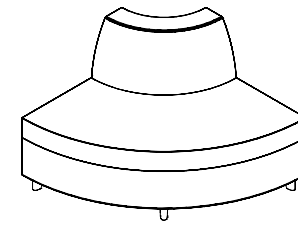


Style #ARE0150BOR90 Shown Above

**DARRAN is pleased to offer customers the design freedom of combination fabrics. When using fabric, vinyl or leather combinations, pricing/yardage requirements will be as follows:**

**A Seat** 2.75 yd(s).  
**B Back** 4.25 yd(s).

- When combining two materials of the same grade, pricing will be specified grade + 5%
- If combining two materials of different grades or leather/fabric combination, use the highest grade/price + 5%
- If using COM or COL, pricing will be COM or COL + 5%.
- If both COM + COL are used in combination, use COL + 5%.



[View statement of line](#)

## Product features.

- Frame constructed of CNC cut engineered hardwood to maximize the strength, precise measurements and overall longevity
- Horizontal back from provides easy ganging capabilities.
- Joints are securely fastened with mortise and tenon joinery as well as corner block construction.
- Seats and back sprung with no sag sinuous wire spring to enhance comfort, sustainability and endurance.
- Soy-based, high resilient polyurethane foam consisting of minimum 1.8 density.

### NOTES

- \*Signature Leg Standard Unless Optional Leg Specified

## Options.

### GANGING DEVICE

- GDEV: Ganging Device - \$30 ea.

### LEG

- MCL: Metal Cylinder Leg
- WTL: Wood Tapered Leg
- Leg finishes: WLA, WAC, WRC, WIC, WEC, WHC, WOC, WAM, WCM, WWM, WBO, WMO, WSO, WEW, WGW, WBW, WNW, TBCO, TBSW, TOBW, TSTV, TSMV, TSLV, WWPP

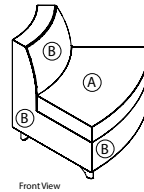
## Area.

Outside Radius  
45 Degree Back Inside Radius Chair

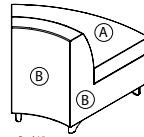
1 model	COM	COL	1	2	3	4	5	6	7	8	9	10	11/L1	12	13/L2
ARE0150BOR45	2208	2208	2540	2650	2760	2870	2980	3090	3200	3310	3420	3530	3640	3750	3970
W x D x H 39 x 30.5 x 31.5			Upholstery Requirements												
Arm Height: N/A			Fabric yds: 6 Leather Sq. Ft.: 108												
Seat Height: 18"			Carton Weight: 40												
Inside Seat Depth: 21 -1/2"															
Inside Seat Width: 39"															

2 Select a finish  
[View finish details](#)

3 Combination Fabrics  
[View finish details](#)



Front View



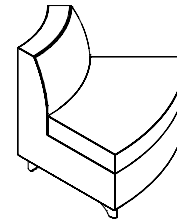
Back View

Style #ARE0150BOR45 Shown Above

**DARRAN is pleased to offer customers the design freedom of combination fabrics. When using fabric, vinyl or leather combinations, pricing/yardage requirements will be as follows:**

**A Seat** 2.25 yd(s).  
**B Back** 3.75 yd(s).

- When combining two materials of the same grade, pricing will be specified grade + 5%
- If combining two materials of different grades or leather/fabric combination, use the highest grade/price + 5%
- If using COM or COL, pricing will be COM or COL + 5%.
- If both COM + COL are used in combination, use COL + 5%.



[View statement of line](#)

## Product features.

- Frame constructed of CNC cut engineered hardwood to maximize the strength, precise measurements and overall longevity
- Horizontal back from provides easy ganging capabilities.
- Joints are securely fastened with mortise and tenon joinery as well as corner block construction.
- Seats and back sprung with no sag sinuous wire spring to enhance comfort, sustainability and endurance.
- Soy-based, high resilient polyurethane foam consisting of minimum 1.8 density.

### NOTES

- \*Signature Leg Standard Unless Optional Leg Specified

## Options.

### GANGING DEVICE


- GDEV: Ganging Device - \$30 ea.

### LEG

- MCL: Metal Cylinder Leg
- WTL: Wood Tapered Leg
- Leg finishes: WLA, WAC, WRC, WIC, WEC, WHC, WOC, WAM, WCM, WWM, WBO, WMO, WSO, WEW, WGW, WBW, WNW, TBCO, TBSW, TOBW, TSTV, TSMV, TSLV, WWVP

# Area.

Outside Radius  
30 Degree Back Inside Radius Chair



[View statement of line](#)

1 model	COM	COL	1	2	3	4	5	6	7	8	9	10	11/L1	12	13/L2
ARE0150BOR30	1838	1838	2087	2169	2251	2333	2415	2497	2579	2661	2743	2825	2907	2989	3153
W x D x H			Upholstery Requirements												
26.5 x 30.5 x 31.5			Fabric yds: 4 -1/2 Leather Sq. Ft.: 81												
Arm Height: N/A			Carton Weight: 30												
Seat Height: 18"															
Inside Seat Depth: 21 -1/2"															
Inside Seat Width: 26 -1/2"															

## Product features.

- Frame constructed of CNC cut engineered hardwood to maximize the strength, precise measurements and overall longevity
- Horizontal back from provides easy ganging capabilities.
- Joints are securely fastened with mortise and tenon joinery as well as corner block construction.
- Seats and back sprung with no sag sinuous wire spring to enhance comfort, sustainability and endurance.
- Soy-based, high resilient polyurethane foam consisting of minimum 1.8 density.

## 2 Select a finish

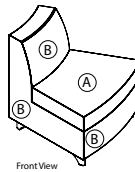
[View finish details](#)

## 3 Combination Fabrics

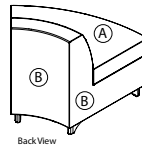
[View finish details](#)

**DARRAN is pleased to offer customers the design freedom of combination fabrics. When using fabric, vinyl or leather combinations, pricing/yardage requirements will be as follows:**

**A Seat 1.75 yd(s).**  
**B Back 2.75 yd(s).**



Front View



Back View

Style #ARE0150BOR30 Shown Above

- When combining two materials of the same grade, pricing will be specified grade + 5%
- If combining two materials of different grades or leather/fabric combination, use the highest grade/price + 5%
- If using COM or COL, pricing will be COM or COL + 5%.
- If both COM + COL are used in combination, use COL + 5%.

### NOTES

- \*Signature Leg Standard Unless Optional Leg Specified

## Options.

### GANGING DEVICE

- GDEV: Ganging Device - \$30 ea.

### LEG

- MCL: Metal Cylinder Leg
- WTL: Wood Tapered Leg
- Leg finishes: WLA, WAC, WRC, WIC, WEC, WHC, WOC, WAM, WCM, WWM, WBO, WMO, WSO, WEW, WGW, WBW, WNW, TBCO, TBSW, TOBW, TSTV, TSMV, TSLV, WWVP



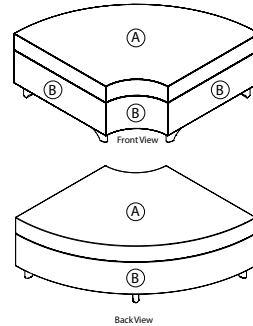
# Area.

Radius Ottoman  
90 Degree Radius Ottoman

1 model	COM	COL	1	2	3	4	5	6	7	8	9	10	11/L1	12	13/L2
ARE0150ROT90	1725	1725	1960	2038	2116	2194	2272	2350	2428	2506	2584	2662	2740	2818	2974
W x D x H			Upholstery Requirements												
59.5 x 30.5 x 18			Fabric yds: 4 -1/4 Leather Sq. Ft.: 76.5												
Arm Height: N/A			Carton Weight: 42												
Seat Height: 18"															
Inside Seat Depth: 30 -1/2"															
Inside Seat Width: 59 -1/2"															

2 Select a finish  
[View finish details](#)

3 Combination Fabrics  
[View finish details](#)

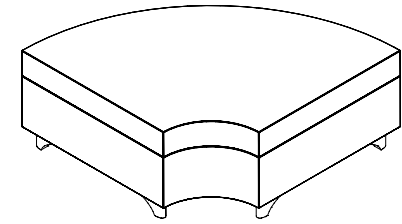


Style #ARE0150ROT90 Shown Above

**DARRAN is pleased to offer customers the design freedom of combination fabrics. When using fabric, vinyl or leather combinations, pricing/yardage requirements will be as follows:**

**A Seat 2.5 yd(s).**  
**B Base 2.75 yd(s).**

- When combining two materials of the same grade, pricing will be specified grade + 5%
- If combining two materials of different grades or leather/fabric combination, use the highest grade/price + 5%
- If using COM or COL, pricing will be COM or COL + 5%.
- If both COM + COL are used in combination, use COL + 5%.



[View statement of line](#)

## Product features.

- Frame constructed of CNC cut engineered hardwood to maximize the strength, precise measurements and overall longevity
- Horizontal back from provides easy ganging capabilities.
- Joints are securely fastened with mortise and tenon joinery as well as corner block construction.
- Seats and back sprung with no sag sinuous wire spring to enhance comfort, sustainability and endurance.
- Soy-based, high resilient polyurethane foam consisting of minimum 1.8 density.

### NOTES

- \*Signature Leg Standard Unless Optional Leg Specified

## Options.

### GANGING DEVICE

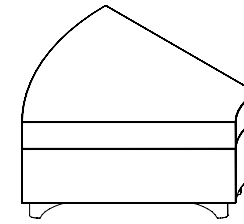
- GDEV: Ganging Device - \$30 ea.

### LEG

- MCL: Metal Cylinder Leg
- WTL: Wood Tapered Leg
- Leg finishes: WLA, WAC, WRC, WIC, WEC, WHC, WOC, WAM, WCM, WWM, WBO, WMO, WSO, WEW, WGW, WBW, WNW, TBCO, TBSW, TOBW, TSTV, TSMV, TSLV, WWPP

# Area.

Radius Ottoman  
45 Degree Radius Ottoman



View statement of line

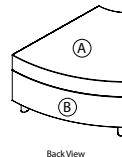
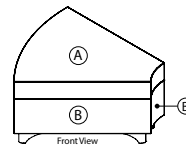
1 model	COM	COL	1	2	3	4	5	6	7	8	9	10	11/L1	12	13/L2
ARE0150ROT45	1321	1321	1473	1523	1573	1623	1673	1723	1773	1823	1873	1923	1973	2023	2123
W x D x H			Upholstery Requirements												
32.5 x 30.5 x 18			Fabric yds: 2 -3/4 Leather Sq. Ft.: 49.5												
Arm Height: N/A			Carton Weight: 38												
Seat Height: 18"															
Inside Seat Depth: 30 -1/2"															
Inside Seat Width: 32 -1/2"															

## 2 Select a finish

[View finish details](#)

## 3 Combination Fabrics

[View finish details](#)



Style #ARE0150ROT45 Shown Above

DARRAN is pleased to offer customers the design freedom of combination fabrics. When using fabric, vinyl or leather combinations, pricing/yardage requirements will be as follows:

A Seat 1.75 yd(s).  
B Base 1.75 yd(s).

- When combining two materials of the same grade, pricing will be specified grade + 5%
- If combining two materials of different grades or leather/fabric combination, use the highest grade/price + 5%
- If using COM or COL, pricing will be COM or COL + 5%.
- If both COM + COL are used in combination, use COL + 5%.

## Product features.

- Frame constructed of CNC cut engineered hardwood to maximize the strength, precise measurements and overall longevity
- Horizontal back from provides easy ganging capabilities.
- Joints are securely fastened with mortise and tenon joinery as well as corner block construction.
- Seats and back sprung with no sag sinuous wire spring to enhance comfort, sustainability and endurance.
- Soy-based, high resilient polyurethane foam consisting of minimum 1.8 density.

### NOTES

- \*Signature Leg Standard Unless Optional Leg Specified

## Options.

### GANGING DEVICE

- GDEV: Ganging Device - \$30 ea.

### LEG

- MCL: Metal Cylinder Leg
- WTL: Wood Tapered Leg
- Leg finishes: WLA, WAC, WRC, WIC, WEC, WHC, WOC, WAM, WCM, WWM, WBO, WMO, WSO, WEW, WGW, WBW, WNW, TBCO, TBSW, TOBW, TSTV, TSMV, TSLV, WWPP

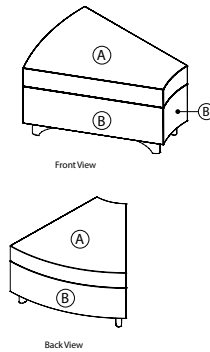
# Area.

Radius Ottoman  
30 Degree Radius Ottoman

1 model	COM	COL	1	2	3	4	5	6	7	8	9	10	11/L1	12	13/L2
ARE0150ROT30	1209	1209	1354	1395	1436	1477	1518	1559	1600	1641	1682	1723	1764	1805	1887
W x D x H			Upholstery Requirements												
25.5 x 30.5 x 18			Fabric yds: 2 -1/4 Leather Sq. Ft.: 40.5												
Arm Height: N/A			Carton Weight: 35												
Seat Height: 18"															
Inside Seat Depth: 30 -1/2"															
Inside Seat Width: 25 -1/2"															

2 Select a finish  
[View finish details](#)

3 Combination Fabrics  
[View finish details](#)

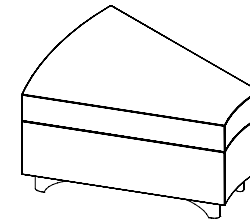


Style #ARE0150ROT30 Shown Above

**DARRAN is pleased to offer customers the design freedom of combination fabrics. When using fabric, vinyl or leather combinations, pricing/yardage requirements will be as follows:**

**A Seat 1.25 yd(s).**  
**B Base 1.5 yd(s).**

- When combining two materials of the same grade, pricing will be specified grade + 5%
- If combining two materials of different grades or leather/fabric combination, use the highest grade/price + 5%
- If using COM or COL, pricing will be COM or COL + 5%.
- If both COM + COL are used in combination, use COL + 5%.



[View statement of line](#)

## Product features.

- Frame constructed of CNC cut engineered hardwood to maximize the strength, precise measurements and overall longevity
- Horizontal back from provides easy ganging capabilities.
- Joints are securely fastened with mortise and tenon joinery as well as corner block construction.
- Seats and back sprung with no sag sinuous wire spring to enhance comfort, sustainability and endurance.
- Soy-based, high resilient polyurethane foam consisting of minimum 1.8 density.

### NOTES

- \*Signature Leg Standard Unless Optional Leg Specified

## Options.

### GANGING DEVICE

- GDEV: Ganging Device - \$30 ea.

### LEG

- MCL: Metal Cylinder Leg
- WTL: Wood Tapered Leg
- Leg finishes: WLA, WAC, WRC, WIC, WEC, WHC, WOC, WAM, WCM, WWM, WBO, WMO, WSO, WEW, WGW, WBW, WNW, TBCO, TBSW, TOBW, TSTV, TSMV, TSLV, WWPP

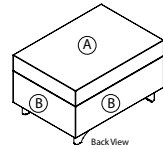
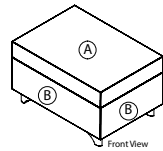
# Area.

Benches  
One Seat Bench With Cushions

1 model	COM	COL	1	2	3	4	5	6	7	8	9	10	11/L1	12	13/L2
ARE01500SB01	1302	1302	1440	1486	1532	1578	1624	1670	1716	1762	1808	1854	1900	1946	2038
W x D x H			Upholstery Requirements												
21.5 x 30.5 x 18			Fabric yds: 2 -1/2 Leather Sq. Ft.: 45												
Arm Height: N/A			Carton Weight: 31												
Seat Height: 18"															
Inside Seat Depth: 30 -1/2"															
Inside Seat Width: 21 -1/2"															

2 Select a finish  
[View finish details](#)

3 Combination Fabrics  
[View finish details](#)

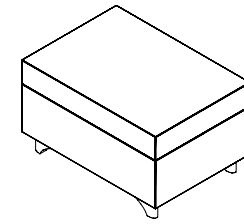


Style #ARE01500SB01 Shown Above

**DARRAN is pleased to offer customers the design freedom of combination fabrics. When using fabric, vinyl or leather combinations, pricing/yardage requirements will be as follows:**

- A Seat** 1 yd(s).
- B Base** 1.5 yd(s).

- When combining two materials of the same grade, pricing will be specified grade + 5%
- If combining two materials of different grades or leather/fabric combination, use the highest grade/price + 5%
- If using COM or COL, pricing will be COM or COL + 5%.
- If both COM + COL are used in combination, use COL + 5%.



[View statement of line](#)

## Product features.

- Frame constructed of CNC cut engineered hardwood to maximize the strength, precise measurements and overall longevity
- Horizontal back from provides easy ganging capabilities.
- Joints are securely fastened with mortise and tenon joinery as well as corner block construction.
- Seats and back sprung with no sag sinuous wire spring to enhance comfort, sustainability and endurance.
- Soy-based, high resilient polyurethane foam consisting of minimum 1.8 density.

### NOTES

- \*Signature Leg Standard Unless Optional Leg Specified

## Options.

### GANGING DEVICE

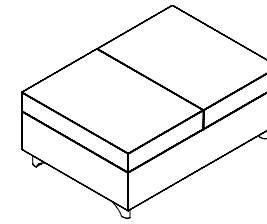
- GDEV: Ganging Device - \$30 ea.

### LEG

- MCL: Metal Cylinder Leg
- WTL: Wood Tapered Leg
- Leg finishes: WLA, WAC, WRC, WIC, WEC, WHC, WOC, WAM, WCM, WWM, WBO, WMO, WSO, WEW, WGW, WBW, WNW, TBCO, TBSW, TOBW, TSTV, TSMV, TSLV, WWVP

# Area.

Benches  
Two Seat Bench With Cushions



[View statement of line](#)

1 model	COM	COL	1	2	3	4	5	6	7	8	9	10	11/L1	12	13/L2
ARE0150TSB02	1725	1725	2001	2092	2183	2274	2365	2456	2547	2638	2729	2820	2911	3002	3184
W x D x H			Upholstery Requirements												
42 x 30.5 x 18			Fabric yds: 5 Leather Sq. Ft.: 90												
Arm Height: N/A			Carton Weight: 58												
Seat Height: 18"															
Inside Seat Depth: 30 -1/2"															
Inside Seat Width: 42"															

## Product features.

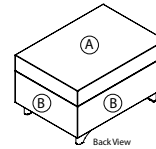
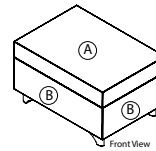
- Frame constructed of CNC cut engineered hardwood to maximize the strength, precise measurements and overall longevity
- Horizontal back from provides easy ganging capabilities.
- Joints are securely fastened with mortise and tenon joinery as well as corner block construction.
- Seats and back sprung with no sag sinuous wire spring to enhance comfort, sustainability and endurance.
- Soy-based, high resilient polyurethane foam consisting of minimum 1.8 density.

2 Select a finish  
[View finish details](#)

3 Combination Fabrics  
[View finish details](#)

**DARRAN is pleased to offer customers the design freedom of combination fabrics. When using fabric, vinyl or leather combinations, pricing/yardage requirements will be as follows:**

**A Seat 2.5 yd(s).**  
**B Base 3 yd(s).**



Style #ARE0150TSB02 Shown Above

- When combining two materials of the same grade, pricing will be specified grade + 5%
- If combining two materials of different grades or leather/fabric combination, use the highest grade/price + 5%
- If using COM or COL, pricing will be COM or COL + 5%.
- If both COM + COL are used in combination, use COL + 5%.

### NOTES

- \*Signature Leg Standard Unless Optional Leg Specified

## Options.

### GANGING DEVICE

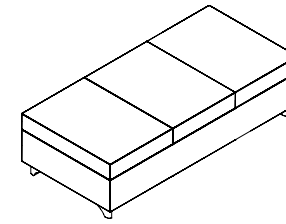
- GDEV: Ganging Device - \$30 ea.

### LEG

- MCL: Metal Cylinder Leg
- WTL: Wood Tapered Leg
- Leg finishes: WLA, WAC, WRC, WIC, WEC, WHC, WOC, WAM, WCM, WWM, WBO, WMO, WSO, WEW, WGW, WBW, WNW, TBCO, TBSW, TOBW, TSTV, TSMV, TSLV, WWVP

# Area.

## Benches Three Seat Bench With Cushions

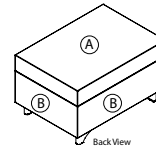
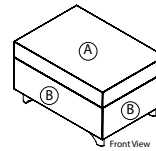


[View statement of line](#)

1 model	COM	COL	1	2	3	4	5	6	7	8	9	10	11/L1	12	13/L2
ARE0150TSB03	2147	2147	2561	2698	2835	2972	3109	3246	3383	3520	3657	3794	3931	4068	4342
W x D x H			Upholstery Requirements												
63 x 30.5 x 18			Fabric yds: 7 -1/2 Leather Sq. Ft.: 135												
Arm Height: N/A			Carton Weight: 82												
Seat Height: 18"															
Inside Seat Depth: 30 -1/2"															
Inside Seat Width: 63"															

### 2 Select a finish [View finish details](#)

### 3 Combination Fabrics [View finish details](#)



Style #ARE0150TSB03 Shown Above

**DARRAN is pleased to offer customers the design freedom of combination fabrics. When using fabric, vinyl or leather combinations, pricing/yardage requirements will be as follows:**

- A Seat** 1.75 yd(s).
- B Base** 1.75 yd(s).

- When combining two materials of the same grade, pricing will be specified grade + 5%
- If combining two materials of different grades or leather/fabric combination, use the highest grade/price + 5%
- If using COM or COL, pricing will be COM or COL + 5%.
- If both COM + COL are used in combination, use COL + 5%.

## Product features.

- Frame constructed of CNC cut engineered hardwood to maximize the strength, precise measurements and overall longevity
- Horizontal back from provides easy ganging capabilities.
- Joints are securely fastened with mortise and tenon joinery as well as corner block construction.
- Seats and back sprung with no sag sinuous wire spring to enhance comfort, sustainability and endurance.
- Soy-based, high resilient polyurethane foam consisting of minimum 1.8 density.

### NOTES

- \*Signature Leg Standard Unless Optional Leg Specified

## Options.

### GANGING DEVICE

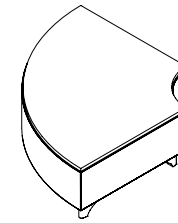
- GDEV: Ganging Device - \$30 ea.

### LEG

- MCL: Metal Cylinder Leg
- WTL: Wood Tapered Leg
- Leg finishes: WLA, WAC, WRC, WIC, WEC, WHC, WOC, WAM, WCM, WWM, WBO, WMO, WSO, WEW, WGW, WBW, WNW, TBCO, TBSW, TOBW, TSTV, TSMV, TSLV, WWVP

# Area.

## Radius Tables 90 Degree Radius Table Top



[View statement of line](#)

1 model	COM	COL	1	2	3	4	5	6	7	8	9	10	11/L1	12	13/L2
ARE0150RTT90	1929	1929	2095	2150	2205	2260	2315	2370	2425	2480	2535	2590	2645	2700	2810
W x D x H 59.5 x 30.5 x 14			Upholstery Requirements												
Arm Height: N/A			Fabric yds: 3 Leather Sq. Ft.: 54												
Seat Height: N/A			Carton Weight: 47												
Inside Seat Depth: N/A															
Inside Seat Width: N/A															

### 2 Select a finish [View finish details](#)

- WLA Lofty Ash
- WAC Amber Cherry
- WRC Caramel Cherry
- WIC Crimson Cherry
- WEC Ebony
- WHC Honey Cherry
- WOC KoKo Cherry
- WAM Alabaster Maple
- WCM Clear Maple
- WWM Wheat Maple
- WEW Executive Walnut
- WGW Gunstock Walnut
- WBW Henna Walnut
- WSW Smokey Walnut
- WNW Natural Walnut
- WWP Designer White Paint
- SSM Seattle Mist Paint
- SSL Skyline Walnut Paint
- WBO Blush Oak
- WMO Mocha Oak
- WSO Salted Oak

### 3 Combination Fabrics [View finish details](#)

**Combination  
Fabric Option  
Not Available**

## Product features.

- Frame constructed of CNC cut engineered hardwood to maximize the strength, precise measurements and overall longevity
- Horizontal back from provides easy ganging capabilities.
- Joints are securely fastened with mortise and tenon joinery as well as corner block construction.
- Seats and back sprung with no sag sinuous wire spring to enhance comfort, sustainability and endurance.
- Soy-based, high resilient polyurethane foam consisting of minimum 1.8 density.

### NOTES

- \*Signature Leg Standard Unless Optional Leg Specified
- Must Select Finish On Table Surface

## Options.

### GANGING DEVICE

- GDEV: Ganging Device - \$30 ea.

### LEG

- MCL: Metal Cylinder Leg
- WTL: Wood Tapered Leg

# Area.

## Radius Tables 45 Degree Radius Table Top

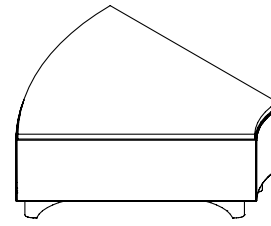
1 model	COM	COL	1	2	3	4	5	6	7	8	9	10	11/L1	12	13/L2
ARE0150RTT45	1530	1530	1641	1678	1715	1752	1789	1826	1863	1900	1937	1974	2011	2048	2122
W x D x H 32.5 x 30.5 x 14			Upholstery Requirements												
Arm Height: N/A			Fabric yds: 2 Leather Sq. Ft.: 36												
Seat Height: N/A			Carton Weight: 42												
Inside Seat Depth: N/A															
Inside Seat Width: N/A															

### 2 Select a finish [View finish details](#)

- WLA Lofty Ash
- WAC Amber Cherry
- WRC Caramel Cherry
- WIC Crimson Cherry
- WEC Ebony
- WHC Honey Cherry
- WOC KoKo Cherry
- WAM Alabaster Maple
- WCM Clear Maple
- WWM Wheat Maple
- WEW Executive Walnut
- WGW Gunstock Walnut
- WBW Henna Walnut
- WSW Smokey Walnut
- WNW Natural Walnut
- WWP Designer White Paint
- SSM Seattle Mist Paint
- SSL Skyline Walnut Paint
- WBO Blush Oak
- WMO Mocha Oak
- WSO Salted Oak

### 3 Combination Fabrics [View finish details](#)

Combination  
Fabric Option  
Not Available



[View statement of line](#)

## Product features.

- Frame constructed of CNC cut engineered hardwood to maximize the strength, precise measurements and overall longevity
- Horizontal back from provides easy ganging capabilities.
- Joints are securely fastened with mortise and tenon joinery as well as corner block construction.
- Seats and back sprung with no sag sinuous wire spring to enhance comfort, sustainability and endurance.
- Soy-based, high resilient polyurethane foam consisting of minimum 1.8 density.

### NOTES

- \*Signature Leg Standard Unless Optional Leg Specified
- Must Select Finish On Table Surface

## Options.

### GANGING DEVICE

- GDEV: Ganging Device - \$30 ea.

### LEG

- MCL: Metal Cylinder Leg
- WTL: Wood Tapered Leg



# Area.

## Radius Tables 30 Degree Radius Table Top

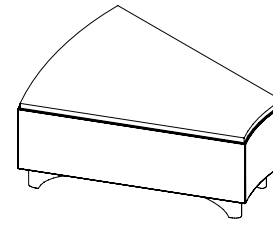
1 model	COM	COL	1	2	3	4	5	6	7	8	9	10	11/L1	12	13/L2
ARE0150RTT30	1434	1434	1545	1582	1619	1656	1693	1730	1767	1804	1841	1878	1915	1952	2026
W x D x H 25.5 x 30.5 x 14 Arm Height: N/A Seat Height: N/A Inside Seat Depth: N/A Inside Seat Width: N/A			Upholstery Requirements Fabric yds: 2 Leather Sq. Ft.: 36 Carton Weight: 40												

### 2 Select a finish [View finish details](#)

- WLA Lofty Ash
- WAC Amber Cherry
- WRC Caramel Cherry
- WIC Crimson Cherry
- WEC Ebony
- WHC Honey Cherry
- WOC KoKo Cherry
- WAM Alabaster Maple
- WCM Clear Maple
- WWM Wheat Maple
- WEW Executive Walnut
- WGW Gunstock Walnut
- WBW Henna Walnut
- WSW Smokey Walnut
- WNW Natural Walnut
- WWP Designer White Paint
- SSM Seattle Mist Paint
- SSL Skyline Walnut Paint
- WBO Blush Oak
- WMO Mocha Oak
- WSO Salted Oak

### 3 Combination Fabrics [View finish details](#)

Combination  
Fabric Option  
Not Available



[View statement of line](#)

## Product features.

- Frame constructed of CNC cut engineered hardwood to maximize the strength, precise measurements and overall longevity
- Horizontal back from provides easy ganging capabilities.
- Joints are securely fastened with mortise and tenon joinery as well as corner block construction.
- Seats and back sprung with no sag sinuous wire spring to enhance comfort, sustainability and endurance.
- Soy-based, high resilient polyurethane foam consisting of minimum 1.8 density.

### NOTES

- \*Signature Leg Standard Unless Optional Leg Specified
- Must Select Finish On Table Surface

## Options.

### GANGING DEVICE

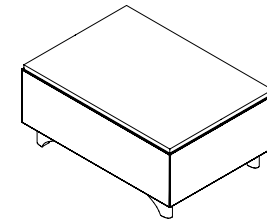
- GDEV: Ganging Device - \$30 ea.

### LEG

- MCL: Metal Cylinder Leg
- WTL: Wood Tapered Leg

# Area.

Benching Tables  
*Square Table Top*



[View statement of line](#)

1 model	COM	COL	1	2	3	4	5	6	7	8	9	10	11/L1	12	13/L2
ARE0150STT00	1305	1305	1416	1453	1490	1527	1564	1601	1638	1675	1712	1749	1786	1823	1897
W x D x H 21.5 x 30.5 x 14			Upholstery Requirements												
Arm Height: N/A			Fabric yds: 2 Leather Sq. Ft.: 36												
Seat Height: N/A			Carton Weight: 48												
Inside Seat Depth: N/A															
Inside Seat Width: N/A															

## Product features.

- Frame constructed of CNC cut engineered hardwood to maximize the strength, precise measurements and overall longevity
- Horizontal back from provides easy ganging capabilities.
- Joints are securely fastened with mortise and tenon joinery as well as corner block construction.
- Seats and back sprung with no sag sinuous wire spring to enhance comfort, sustainability and endurance.
- Soy-based, high resilient polyurethane foam consisting of minimum 1.8 density.

## 2 Select a finish

[View finish details](#)

- WLA Lofty Ash
- WAC Amber Cherry
- WRC Caramel Cherry
- WIC Crimson Cherry
- WEC Ebony
- WHC Honey Cherry
- WOC KoKo Cherry
- WAM Alabaster Maple
- WCM Clear Maple
- WWM Wheat Maple
- WEW Executive Walnut
- WGW Gunstock Walnut
- WBW Henna Walnut
- WSW Smokey Walnut
- WNW Natural Walnut
- WWP Designer White Paint
- SSM Seattle Mist Paint
- SSL Skyline Walnut Paint
- WBO Blush Oak
- WMO Mocha Oak
- WSO Salted Oak

## 3 Combination Fabrics

[View finish details](#)

Combination  
 Fabric Option  
 Not Available

### NOTES

- \*Signature Leg Standard Unless Optional Leg Specified
- Must Select Finish On Table Surface

## Options.

### GANGING DEVICE

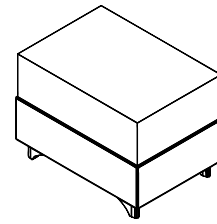
- GDEV: Ganging Device - \$30 ea.

### LEG

- MCL: Metal Cylinder Leg
- WTL: Wood Tapered Leg

# Area.

## Benching Tables Cubby Stack Closed Table



[View statement of line](#)

1 model	COM	COL	1	2	3	4	5	6	7	8	9	10	11/L1	12	13/L2
ARE0150CSC00	1888	1888	1999	2036	2073	2110	2147	2184	2221	2258	2295	2332	2369	2406	2480
W x D x H 21.5 x 30.5 x 22.5			Upholstery Requirements												
Arm Height: N/A			Fabric yds: 2 Leather Sq. Ft.: 36												
Seat Height: N/A			Carton Weight: 76												
Inside Seat Depth: N/A															
Inside Seat Width: N/A															

### 2 Select a finish [View finish details](#)

- WLA Lofty Ash
- WAC Amber Cherry
- WRC Caramel Cherry
- WIC Crimson Cherry
- WEC Ebony
- WHC Honey Cherry
- WOC KoKo Cherry
- WAM Alabaster Maple
- WCM Clear Maple
- WWM Wheat Maple
- WEW Executive Walnut
- WGW Gunstock Walnut
- WBW Henna Walnut
- WSW Smokey Walnut
- WNW Natural Walnut
- WWP Designer White Paint
- TBCO Baby's Cheek
- TBSW Brown Sugar
- TSTV Studio Teak Walnut
- TSMV Seattle Mist
- TSLV Skyline Walnut
- TOBW Organic Brown
- WBO Blush Oak
- WMO Mocha Oak
- WSO Salted Oak

### 3 Combination Fabrics [View finish details](#)

Combination  
Fabric Option  
Not Available

## Product features.

- Frame constructed of CNC cut engineered hardwood to maximize the strength, precise measurements and overall longevity
- Horizontal back from provides easy ganging capabilities.
- Joints are securely fastened with mortise and tenon joinery as well as corner block construction.
- Seats and back sprung with no sag sinuous wire spring to enhance comfort, sustainability and endurance.
- Soy-based, high resilient polyurethane foam consisting of minimum 1.8 density.

### NOTES

- \*Signature Leg Standard Unless Optional Leg Specified
- Must Select Finish On Table Surface

## Options.

### GANGING DEVICE

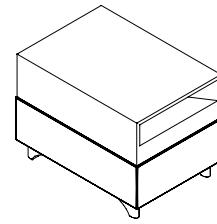
- GDEV: Ganging Device - \$30 ea.

### LEG

- MCL: Metal Cylinder Leg
- WTL: Wood Tapered Leg

# Area.

## Benching Tables Cubby Stack Open Table



[View statement of line](#)

1 model	COM	COL	1	2	3	4	5	6	7	8	9	10	11/L1	12	13/L2
ARE0150CSO00	2163	2163	2274	2311	2348	2385	2422	2459	2496	2533	2570	2607	2644	2681	2755
W x D x H 21.5 x 30.5 x 22.5			Upholstery Requirements												
Arm Height: N/A			Fabric yds: 2 Leather Sq. Ft.: 36												
Seat Height: N/A			Carton Weight: 71												
Inside Seat Depth: N/A															
Inside Seat Width: N/A															

### 2 Select a finish [View finish details](#)

- WLA Lofty Ash
- WAC Amber Cherry
- WRC Caramel Cherry
- WIC Crimson Cherry
- WEC Ebony
- WHC Honey Cherry
- WOC KoKo Cherry
- WAM Alabaster Maple
- WCM Clear Maple
- WWM Wheat Maple
- WEW Executive Walnut
- WGW Gunstock Walnut
- WBW Henna Walnut
- WSW Smokey Walnut
- WNW Natural Walnut
- WWP Designer White Paint
- TBCO Baby's Cheek
- TBSW Brown Sugar
- TSTV Studio Teak Walnut
- TSMV Seattle Mist
- TSLV Skyline Walnut
- TOBW Organic Brown
- WBO Blush Oak
- WMO Mocha Oak
- WSO Salted Oak

### 3 Combination Fabrics [View finish details](#)

Combination  
Fabric Option  
Not Available

## Product features.

- Frame constructed of CNC cut engineered hardwood to maximize the strength, precise measurements and overall longevity
- Horizontal back from provides easy ganging capabilities.
- Joints are securely fastened with mortise and tenon joinery as well as corner block construction.
- Seats and back sprung with no sag sinuous wire spring to enhance comfort, sustainability and endurance.
- Soy-based, high resilient polyurethane foam consisting of minimum 1.8 density.

### NOTES

- \*Signature Leg Standard Unless Optional Leg Specified
- Must Select Finish On Table Surface

## Options.

### GANGING DEVICE

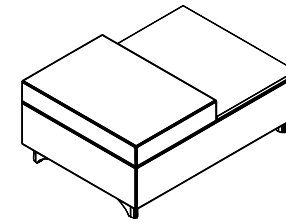
- GDEV: Ganging Device - \$30 ea.

### LEG

- MCL: Metal Cylinder Leg
- WTL: Wood Tapered Leg

# Area.

## One Cushion Benches With Square Table



[View statement of line](#)

1 model	COM	COL	1	2	3	4	5	6	7	8	9	10	11/L1	12	13/L2
ARE01500CB01	1731	1731	1952	2025	2098	2171	2244	2317	2390	2463	2536	2609	2682	2755	2901
W x D x H 42 x 30.5			Upholstery Requirements												
Arm Height: N/A			Fabric yds: 4 Leather Sq. Ft.: 72												
Seat Height: 18"			Carton Weight: 83												
Inside Seat Depth: 30 -1/2"															
Inside Seat Width: 21 -1/2"															

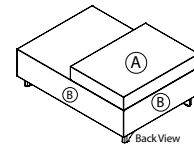
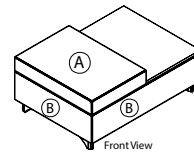
## Product features.

- Frame constructed of CNC cut engineered hardwood to maximize the strength, precise measurements and overall longevity
- Horizontal back from provides easy ganging capabilities.
- Joints are securely fastened with mortise and tenon joinery as well as corner block construction.
- Seats and back sprung with no sag sinuous wire spring to enhance comfort, sustainability and endurance.
- Soy-based, high resilient polyurethane foam consisting of minimum 1.8 density.

## 2 Select a finish [View finish details](#)

- WLA Lofty Ash
- WAC Amber Cherry
- WRC Caramel Cherry
- WIC Crimson Cherry
- WEC Ebony
- WHC Honey Cherry
- WOC KoKo Cherry
- WAM Alabaster Maple
- WCM Clear Maple
- WWM Wheat Maple
- WEW Executive Walnut
- WGW Gunstock Walnut
- WBW Henna Walnut
- WSW Smokey Walnut
- WNW Natural Walnut
- WWP Designer White Paint
- TBCO Baby's Cheek
- TBSW Brown Sugar
- TSTV Studio Teak Walnut
- TSMV Seattle Mist
- TSLV Skyline Walnut
- TOBW Organic Brown
- WBO Blush Oak
- WMO Mocha Oak
- WVO Salted Oak

## 3 Combination Fabrics [View finish details](#)



Style #ARE01500CB01 Shown Above

**DARRAN is pleased to offer customers the design freedom of combination fabrics. When using fabric, vinyl or leather combinations, pricing/yardage requirements will be as follows:**

- A Base 1.5 yd(s).**
- B Base 2.5 yd(s).**

- When combining two materials of the same grade, pricing will be specified grade + 5%
- If combining two materials of different grades or leather/fabric combination, use the highest grade/price + 5%
- If using COM or COL, pricing will be COM or COL + 5%.
- If both COM + COL are used in combination, use COL + 5%.

### NOTES

- \*Signature Leg Standard Unless Optional Leg Specified
- Must Select Finish On Table Surface

## Options.

### GANGING DEVICE

- GDEV: Ganging Device - \$30 ea.

### LEG

- MCL: Metal Cylinder Leg
- WTL: Wood Tapered Leg

## Area.

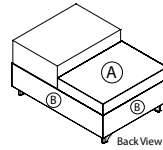
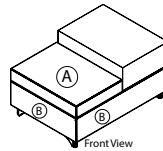
### One Cushion Benches With Cubby Stack Closed

1 model	COM	COL	1	2	3	4	5	6	7	8	9	10	11/L1	12	13/L2
ARE0150CSC01	2228	2228	2449	2522	2595	2668	2741	2814	2887	2960	3033	3106	3179	3252	3398
W x D x H 42 x 30.5 x 22.5			Upholstery Requirements												
Arm Height: N/A			Fabric yds: 4 Leather Sq. Ft.: 72												
Seat Height: 18"			Carton Weight: 111												
Inside Seat Depth: 30 -1/2"															
Inside Seat Width: 21 -1/2"															

## 2 Select a finish [View finish details](#)

- WLA Lofty Ash
- WAC Amber Cherry
- WRC Caramel Cherry
- WIC Crimson Cherry
- WEC Ebony
- WHC Honey Cherry
- WOC KoKo Cherry
- WAM Alabaster Maple
- WCM Clear Maple
- WWM Wheat Maple
- WEW Executive Walnut
- WGW Gunstock Walnut
- WBW Henna Walnut
- WSW Smokey Walnut
- WNW Natural Walnut
- WWP Designer White Paint
- TBCO Baby's Cheek
- TBSW Brown Sugar
- TSTV Studio Teak Walnut
- TSMV Seattle Mist
- TSLV Skyline Walnut
- TOBW Organic Brown
- WBO Blush Oak
- WMO Mocha Oak
- WVO Salted Oak

## 3 Combination Fabrics [View finish details](#)

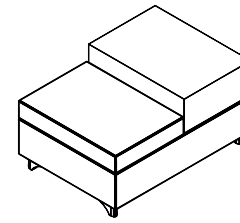


Style #ARE0150CSC01 Shown Above

**DARRAN is pleased to offer customers the design freedom of combination fabrics. When using fabric, vinyl or leather combinations, pricing/yardage requirements will be as follows:**

- A Base 1.5 yd(s).**
- B Base 2.5 yd(s).**

- When combining two materials of the same grade, pricing will be specified grade + 5%
- If combining two materials of different grades or leather/fabric combination, use the highest grade/price + 5%
- If using COM or COL, pricing will be COM or COL + 5%.
- If both COM + COL are used in combination, use COL + 5%.



[View statement of line](#)

## Product features.

- Frame constructed of CNC cut engineered hardwood to maximize the strength, precise measurements and overall longevity
- Horizontal back from provides easy ganging capabilities.
- Joints are securely fastened with mortise and tenon joinery as well as corner block construction.
- Seats and back sprung with no sag sinuous wire spring to enhance comfort, sustainability and endurance.
- Soy-based, high resilient polyurethane foam consisting of minimum 1.8 density.

### NOTES

- \*Signature Leg Standard Unless Optional Leg Specified
- Must Select Finish On Table Surface

## Options.

### GANGING DEVICE

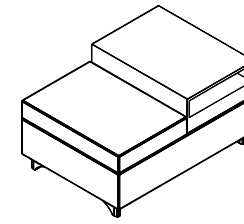
- GDEV: Ganging Device - \$30 ea.

### LEG

- MCL: Metal Cylinder Leg
- WTL: Wood Tapered Leg

## Area.

One Cushion Benches  
With Cubby Stack Open



[View statement of line](#)

1 model	COM	COL	1	2	3	4	5	6	7	8	9	10	11/L1	12	13/L2
ARE0150CSO01	2503	2503	2725	2798	2871	2944	3017	3090	3163	3236	3309	3382	3455	3528	3674
W x D x H 42 x 30.5 x 22.5			Upholstery Requirements												
Arm Height: N/A			Fabric yds: 4 Leather Sq. Ft.: 72												
Seat Height: 18"			Carton Weight: 106												
Inside Seat Depth: 30 -1/2"															
Inside Seat Width: 21 -1/2"															

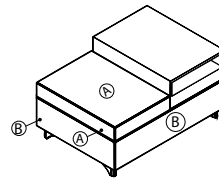
## 2 Select a finish

[View finish details](#)

- WLA Lofty Ash
- WAC Amber Cherry
- WRC Caramel Cherry
- WIC Crimson Cherry
- WEC Ebony
- WHC Honey Cherry
- WOC KoKo Cherry
- WAM Alabaster Maple
- WCM Clear Maple
- WWM Wheat Maple
- WEW Executive Walnut
- WGW Gunstock Walnut
- WBW Henna Walnut
- WSW Smokey Walnut
- WNW Natural Walnut
- WWP Designer White Paint
- TBCO Baby's Cheek
- TBSW Brown Sugar
- TSTV Studio Teak Walnut
- TSMV Seattle Mist
- TSLV Skyline Walnut
- TOBW Organic Brown
- WBO Blush Oak
- WMO Mocha Oak
- WVO Salted Oak

## 3 Combination Fabrics

[View finish details](#)



Style #ARE0150CSO01 Shown Above

**DARRAN is pleased to offer customers the design freedom of combination fabrics. When using fabric, vinyl or leather combinations, pricing/yardage requirements will be as follows:**

- A** Base 1.5 yd(s).
- B** Base 2.5 yd(s).

- When combining two materials of the same grade, pricing will be specified grade + 5%
- If combining two materials of different grades or leather/fabric combination, use the highest grade/price + 5%
- If using COM or COL, pricing will be COM or COL + 5%.
- If both COM + COL are used in combination, use COL + 5%.

## Product features.

- Frame constructed of CNC cut engineered hardwood to maximize the strength, precise measurements and overall longevity
- Horizontal back from provides easy ganging capabilities.
- Joints are securely fastened with mortise and tenon joinery as well as corner block construction.
- Seats and back sprung with no sag sinuous wire spring to enhance comfort, sustainability and endurance.
- Soy-based, high resilient polyurethane foam consisting of minimum 1.8 density.

### NOTES

- \*Signature Leg Standard Unless Optional Leg Specified
- Must Select Finish On Table Surface

## Options.

### GANGING DEVICE

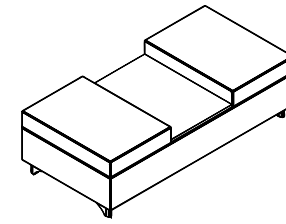
- GDEV: Ganging Device - \$30 ea.

### LEG

- MCL: Metal Cylinder Leg
- WTL: Wood Tapered Leg

# Area.

## Two Seat Benches With Square Top



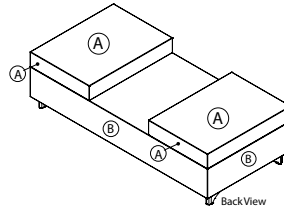
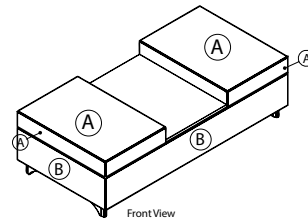
[View statement of line](#)

1 model	COM	COL	1	2	3	4	5	6	7	8	9	10	11/L1	12	13/L2
ARE0150TCB02	2068	2068	2345	2437	2529	2621	2713	2805	2897	2989	3081	3173	3265	3357	3541
W x D x H 63 x 30.5 x 18			Upholstery Requirements												
Arm Height: N/A			Fabric yds: 5 Leather Sq. Ft.: 90												
Seat Height: 18"			Carton Weight: 105												
Inside Seat Depth: N/A															
Inside Seat Width: N/A															

## 2 Select a finish [View finish details](#)

- WLA Lofty Ash
- WAC Amber Cherry
- WRC Caramel Cherry
- WIC Crimson Cherry
- WEC Ebony
- WHC Honey Cherry
- WOC KoKo Cherry
- WAM Alabaster Maple
- WCM Clear Maple
- WWM Wheat Maple
- WEW Executive Walnut
- WGW Gunstock Walnut
- WBW Henna Walnut
- WSW Smokey Walnut
- WNW Natural Walnut
- WWP Designer White Paint
- TBCO Baby's Cheek
- TBSW Brown Sugar
- TSTV Studio Teak Walnut
- TSMV Seattle Mist
- TSLV Skyline Walnut
- TOBW Organic Brown
- WBO Blush Oak
- WMO Mocha Oak
- WVO Salted Oak

## 3 Combination Fabrics [View finish details](#)



Style #ARE0150TCB02 Shown Above

**DARRAN is pleased to offer customers the design freedom of combination fabrics. When using fabric, vinyl or leather combinations, pricing/yardage requirements will be as follows:**

- A Base 2.25 yd(s).
- B Base 2 yd(s).

- When combining two materials of the same grade, pricing will be specified grade + 5%
- If combining two materials of different grades or leather/fabric combination, use the highest grade/price + 5%
- If using COM or COL, pricing will be COM or COL + 5%.
- If both COM + COL are used in combination, use COL + 5%.

## Product features.

- Frame constructed of CNC cut engineered hardwood to maximize the strength, precise measurements and overall longevity
- Horizontal back from provides easy ganging capabilities.
- Joints are securely fastened with mortise and tenon joinery as well as corner block construction.
- Seats and back sprung with no sag sinuous wire spring to enhance comfort, sustainability and endurance.
- Soy-based, high resilient polyurethane foam consisting of minimum 1.8 density.

### NOTES

- \*Signature Leg Standard Unless Optional Leg Specified
- Must Select Finish On Table Surface

## Options.

### GANGING DEVICE

- GDEV: Ganging Device - \$30 ea.

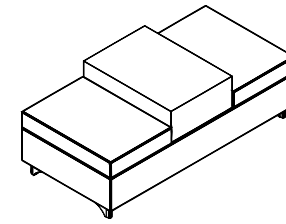
### LEG

- MCL: Metal Cylinder Leg
- WTL: Wood Tapered Leg



## Area.

Two Seat Benches  
With Cubby Stack Closed



[View statement of line](#)

1 model	COM	COL	1	2	3	4	5	6	7	8	9	10	11/L1	12	13/L2
ARE0150CSC02	2434	2434	2711	2803	2895	2987	3079	3171	3263	3355	3447	3539	3631	3723	3907
W x D x H 63 x 30.5 x 22.5															
Arm Height: N/A															
Seat Height: 18"															
Inside Seat Depth: N/A															
Inside Seat Width: N/A															
			Upholstery Requirements												
			Fabric yds: 5 Leather Sq. Ft.: 90												
			Carton Weight: 145												

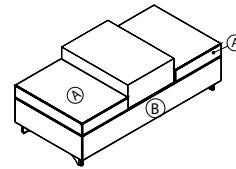
## 2 Select a finish

[View finish details](#)

- WLA Lofty Ash
- WAC Amber Cherry
- WRC Caramel Cherry
- WIC Crimson Cherry
- WEC Ebony
- WHC Honey Cherry
- WOC KoKo Cherry
- WAM Alabaster Maple
- WCM Clear Maple
- WWM Wheat Maple
- WEW Executive Walnut
- WGW Gunstock Walnut
- WBW Henna Walnut
- WSW Smokey Walnut
- WNW Natural Walnut
- WWP Designer White Paint
- TBCO Baby's Cheek
- TBSW Brown Sugar
- TSTV Studio Teak Walnut
- TSMV Seattle Mist
- TSLV Skyline Walnut
- TOBW Organic Brown
- WBO Blush Oak
- WMO Mocha Oak
- WVO Salted Oak

## 3 Combination Fabrics

[View finish details](#)



Style #ARE0150CSC02 Shown Above

**DARRAN is pleased to offer customers the design freedom of combination fabrics. When using fabric, vinyl or leather combinations, pricing/yardage requirements will be as follows:**

- A Base** 2.25 yd(s).
- B Base** 2 yd(s).

- When combining two materials of the same grade, pricing will be specified grade + 5%
- If combining two materials of different grades or leather/fabric combination, use the highest grade/price + 5%
- If using COM or COL, pricing will be COM or COL + 5%.
- If both COM + COL are used in combination, use COL + 5%.

## Product features.

- Frame constructed of CNC cut engineered hardwood to maximize the strength, precise measurements and overall longevity
- Horizontal back from provides easy ganging capabilities.
- Joints are securely fastened with mortise and tenon joinery as well as corner block construction.
- Seats and back sprung with no sag sinuous wire spring to enhance comfort, sustainability and endurance.
- Soy-based, high resilient polyurethane foam consisting of minimum 1.8 density.

### NOTES

- \*Signature Leg Standard Unless Optional Leg Specified
- Must Select Finish On Table Surface

## Options.

### GANGING DEVICE

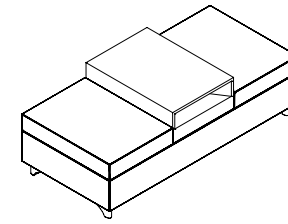
- GDEV: Ganging Device - \$30 ea.

### LEG

- MCL: Metal Cylinder Leg
- WTL: Wood Tapered Leg

# Area.

Two Seat Benches  
With Cubby Stack Open In Center



[View statement of line](#)

1 model	COM	COL	1	2	3	4	5	6	7	8	9	10	11/L1	12	13/L2
ARE0150CSO02	2795	2795	3072	3119	3166	3213	3260	3307	3354	3401	3448	3495	3542	3589	3683
W x D x H 63 x 30.5 x 22.5															
Arm Height: N/A															
Seat Height: 18"															
Inside Seat Depth: N/A															
Inside Seat Width: N/A															
			Upholstery Requirements												
			Fabric yds: 5 Leather Sq. Ft.: 90												
			Carton Weight: 140												

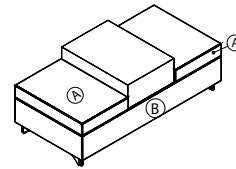
## 2 Select a finish

[View finish details](#)

- WLA Lofty Ash
- WAC Amber Cherry
- WRC Caramel Cherry
- WIC Crimson Cherry
- WEC Ebony
- WHC Honey Cherry
- WOC KoKo Cherry
- WAM Alabaster Maple
- WCM Clear Maple
- WWM Wheat Maple
- WEW Executive Walnut
- WGW Gunstock Walnut
- WBW Henna Walnut
- WSW Smokey Walnut
- WNW Natural Walnut
- WWP Designer White Paint
- TBCO Baby's Cheek
- TBSW Brown Sugar
- TSTV Studio Teak Walnut
- TSMV Seattle Mist
- TSLV Skyline Walnut
- TOBW Organic Brown
- WBO Blush Oak
- WMO Mocha Oak
- WVO Salted Oak

## 3 Combination Fabrics

[View finish details](#)



Style #ARE0150CSC02 Shown Above

**DARRAN is pleased to offer customers the design freedom of combination fabrics. When using fabric, vinyl or leather combinations, pricing/yardage requirements will be as follows:**

- A Base** 2.25 yd(s).
- B Base** 2 yd(s).

- When combining two materials of the same grade, pricing will be specified grade + 5%
- If combining two materials of different grades or leather/fabric combination, use the highest grade/price + 5%
- If using COM or COL, pricing will be COM or COL + 5%.
- If both COM + COL are used in combination, use COL + 5%.

## Product features.

- Frame constructed of CNC cut engineered hardwood to maximize the strength, precise measurements and overall longevity
- Horizontal back from provides easy ganging capabilities.
- Joints are securely fastened with mortise and tenon joinery as well as corner block construction.
- Seats and back sprung with no sag sinuous wire spring to enhance comfort, sustainability and endurance.
- Soy-based, high resilient polyurethane foam consisting of minimum 1.8 density.

### NOTES

- \*Signature Leg Standard Unless Optional Leg Specified
- Must Select Finish On Table Surface

## Options.

### GANGING DEVICE

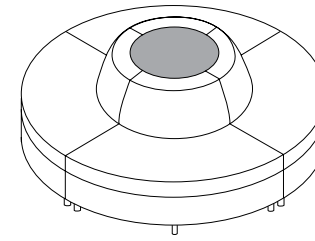
- GDEV: Ganging Device - \$30 ea.

### LEG

- MCL: Metal Cylinder Leg
- WTL: Wood Tapered Leg

# Area.

Tables  
24" Diameter Decorative Wood Insert



1 Select a model w" x d" x h"	weight	Standard Veneer Top Standard Veneer Chassis		Premium Veneer Top Premium Veneer Chassis		High Pressure Laminate Top Veneer Chassis	Thermally Fused Laminate Top Thermally Fused Laminate Chassis
		24 x 24 x 8	25	ARE0150CYL24	979	ARE0150CYL24P	1077
2 Select a finish <a href="#">View finish details</a>		WLA	WEW	TBCO			
		WAC	WGW	TBSW			
		WRC	WBW	TSTV			
		WIC	WSW	TSMV			
		WEC	WNW	TSLV			
		WHC	WWP	TOBW			
		WOC		WBO			
		WAM		WMO			
		WCM		WWO			
		WWM					
3 Select a edge <a href="#">View edge details</a>		Edge		Edge			
		N/A		N/A			
4 Select hardware <a href="#">View hardware details</a>		Hardware		Hardware			
		N/A		N/A			

[View statement of line](#)

## Product features.

### NOTES

- \*Signature Leg Standard Unless Optional Leg Specified
- Attachment Hardware Included
- To Be Used With (4) 90 Degree Outside Radius Chairs Item Ships Separately From Chairs Must Be Field Installed.

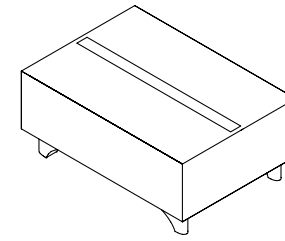
## Options.

### LEG

- MCL: Metal Cylinder Leg
- WTL: Wood Tapered Leg

# Area.

Tables  
Cube Magazine Table



1 Select a model w" x d" x h"	weight	Standard Veneer Top Standard Veneer Chassis		Premium Veneer Top Premium Veneer Chassis		High Pressure Laminate Top Veneer Chassis	Thermally Fused Laminate Top Thermally Fused Laminate Chassis
		21.5 x 30.5 x 22.5	25	ARE0150CMT00	1295	ARE0150CMT00P	1425
2 Select a finish <i>View finish details</i>		WLA	WEW	TBCO			
		WAC	WGW	TBSW			
		WRC	WBW	TSTV			
		WIC	WSW	TSMV			
		WEC	WNW	TSLV			
		WHC	WWP	TOBW			
		WOC		WBO			
		WAM		WMO			
		WCM		WWO			
		WWM					
3 Select a edge <i>View edge details</i>		Edge		Edge			
		N/A		N/A			
4 Select hardware <i>View hardware details</i>		Hardware		Hardware			
		N/A		N/A			

*View statement of line*

## Product features.

**NOTES**

- \*Signature Leg Standard Unless Optional Leg Specified
- Must Select Finish On Table Surface

## Options.

**GANGING DEVICE**

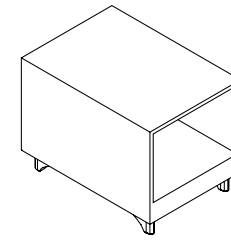
- GDEV: Ganging Device - \$30 ea.

**LEG**

- MCL: Metal Cylinder Leg
- WTL: Wood Tapered Leg

# Area.

Tables  
Book Open Table



1 Select a model w" x d" x h"	weight	Standard Veneer Top Standard Veneer Chassis		Premium Veneer Top Premium Veneer Chassis		High Pressure Laminate Top Veneer Chassis	Thermally Fused Laminate Top Thermally Fused Laminate Chassis
		21.5 x 30.5 x 22.5	20	ARE0150BOT00	1470	ARE0150BOT00P	1617
2 Select a finish <i>View finish details</i>		WLA	WEW	TBCO			
		WAC	WGW	TBSW			
		WRC	WBW	TSTV			
		WIC	WSW	TSMV			
		WEC	WNW	TSLV			
		WHC	WWP	TOBW			
		WOC		WBO			
		WAM		WMO			
		WCM		WVO			
		WWM					
3 Select a edge <i>View edge details</i>		Edge		Edge			
		N/A		N/A			
4 Select hardware <i>View hardware details</i>		Hardware		Hardware			
		N/A		N/A			

*View statement of line*

## Product features.

**NOTES**

- \*Signature Leg Standard Unless Optional Leg Specified
- Must Select Finish On Table Surface

## Options.

**GANGING DEVICE**

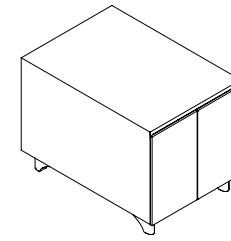
- GDEV: Ganging Device - \$30 ea.

**LEG**

- MCL: Metal Cylinder Leg
- WTL: Wood Tapered Leg

# Area.

Tables  
Book Storage Table With Glass Doors



1 Select a model w" x d" x h"	weight	Standard Veneer Top Standard Veneer Chassis		Premium Veneer Top Premium Veneer Chassis		High Pressure Laminate Top Veneer Chassis	Thermally Fused Laminate Top Thermally Fused Laminate Chassis
		21.5 x 30.5 x 22.5	30	ARE0150BST00	2345	ARE0150BST00P	2580
2 Select a finish <i>View finish details</i>		WLA	WEW	TBCO			
		WAC	WGW	TBSW			
		WRC	WBW	TSTV			
		WIC	WSW	TSMV			
		WEC	WNW	TSLV			
		WHC	WWP	TOBW			
		WOC		WBO			
		WAM		WMO			
		WCM		WWO			
		WMM					
3 Select a edge <i>View edge details</i>		Edge		Edge			
		N/A		N/A			
4 Select hardware <i>View hardware details</i>		Hardware		Hardware			
		N/A		N/A			

[View statement of line](#)

## Product features.

### NOTES

- Aluminum Frame / Ice White Opaque Glass
- \*Signature Leg Standard Unless Optional Leg Specified
- Must Select Finish On Table Surface

## Options.

### GANGING DEVICE

- GDEV: Ganging Device - \$30 ea.

### LEG

- MCL: Metal Cylinder Leg
- WTL: Wood Tapered Leg

# Babble price list



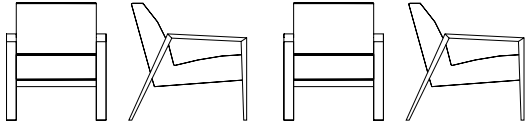
effective july 1, 2021

## Babble table of contents

Seating Specification.....	1
Finishes.....	2
Seating.....	3



## Babble statement of line



PAGE 3  
Lounge Chair

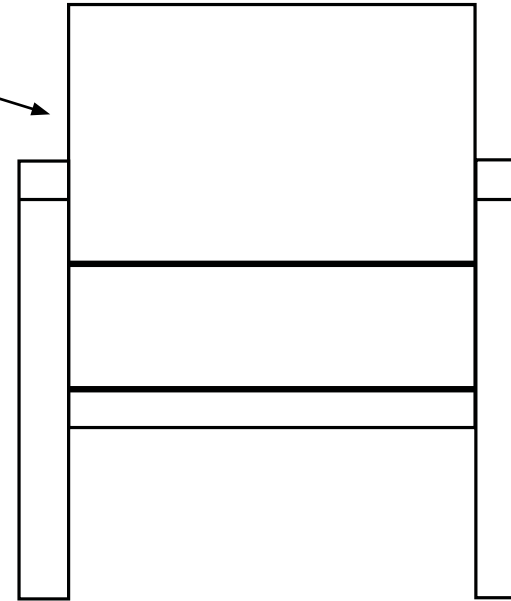
PAGE 4  
Lounge Chair

## Babble seating specification

Width = 27-1/2"  
 Depth = 30-1/2"  
 Height = 31"  
 Seat Width = 22"  
 Seat Depth = 21"  
 Seat Height = 17-1/2"  
 Arm Height = 24"  
 Cartoned Weight = 46 lbs.

Frame constructed of CNC cut engineered hardwood to maximize the strength, precise measurements and overall longevity.

Designed with clean lines, sweeping back and top stitch throughout.



Solid wood arms slope forward for maximum comfort.

Variety of textiles and back options offer customers flexibility in design and consistency within each office setting.

### Joints

Joints are securely fastened with mortise and tenon joinery or double doweled construction to ensure long-term use.

### Seat suspension

Seat suspension is constructed of 3/4" thick top quality Baltic Birch plywood that is machined to form an open perimeter of rounded inside edges to reduce strain on the seat suspension. Seats are webbed to provide maximum support for seat cushions. Seat cushions are made of high resiliency foam with proper density providing comfort.

### Seat assembly

Seat assembly is attached within finger grooved corner blocks and further secured by wood cleats, providing a vast superior means of stability in the chair.

### ENVI-CT Finish

ENVI-CT (Environmental Coatings Technology) utilizes advanced European finish technology to deliver a high-end furniture coating with superior performance in appearance and durability, allowing DARRAN to deliver more sustainable products to our customers.

## Babble finishes

Finishes are available on maple or walnut wood (for arms)

### Babble Maple Arm Finishes

WAC Amber Cherry  
 WRC Caramel Cherry  
 WIC Crimson Cherry  
 WEC Ebony  
 WHC Honey Cherry  
 WOC KoKo Cherry  
 WAM Alabaster Maple  
 WCM Clear Maple  
 WWM Wheat Maple  
 WNO Natural Oak  
 TBCO Baby's Cheek  
 TBSW Brown Sugar  
 TSTV Studio Teak Walnut  
 SSM Seattle Mist Paint  
 SSL Skyline Walnut Paint  
 TOBW Organic Brown  
 WWP Designer White Paint  
 PM01 Olive  
 PM02 Aquarvert  
 PM03 Mushroom  
 PM04 Burgundy  
 PM05 Ash  
 PM06 Powder  
 PM07 Pebble  
 PM08 Vapour  
 PM10 Verde

Send 3x3 or larger finish chip for color match.  
 Custom finish upcharge is 3% or \$250 Net (whichever is greater).

### Babble Walnut Arm Finishes

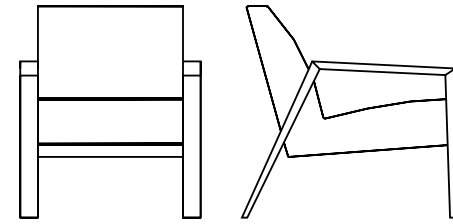
WOW Clear Walnut  
 WEW Executive Walnut  
 WGW Gunstock Walnut  
 WBW Henna Walnut  
 WNW Natural Walnut

## Finish

ENVI-CT Green Certified European Technology Coatings Finish.

# Babble.

Lounge Chair  
Lounge Chair - Maple Arms



[View statement of line](#)

## Product features.

- Frame constructed of CNC cut engineered hardwood to maximize the strength, precise measurements and overall longevity
- Solid wood arms slope forward for maximum comfort

1 model	COM	COL	1	2	3	4	5	6	7	8	9	10	11/L1	12	13/L2
BAB0110DAC01M	1505	1565	1597	1643	1689	1735	1781	1827	1873	1919	1965	2011	2057	2103	2195
W x D x H 27.5 x 30.5 x 31 Arm Height: 24" Seat Height: 17 -1/2" Inside Seat Depth: 20 -3/4" Inside Seat Width: 22"			Upholstery Requirements Fabric yds: 2 -1/2" Leather Sq. Ft.: 45 Carton Weight: 46												

## 2 Select a finish

[View finish details](#)

- WAC Amber Cherry
- WRC Caramel Cherry
- WIC Crimson Cherry
- WEC Ebony
- WHC Honey Cherry
- WOC KoKo Cherry
- WAM Alabaster Maple
- WCM Clear Maple
- WWM Wheat Maple
- TBCO Baby's Cheek
- TBSW Brown Sugar
- TSTV Studio Teak Walnut
- SSM Seattle Mist Paint
- SSL Skyline Walnut Paint
- TOBW Organic Brown
- WWP Designer White Paint
- PM01 Olive
- PM02 Aquavert
- PM03 Mushroom
- PM04 Burgundy
- PM05 Ash
- PM06 Powder
- PM07 Pebble
- PM08 Vapour

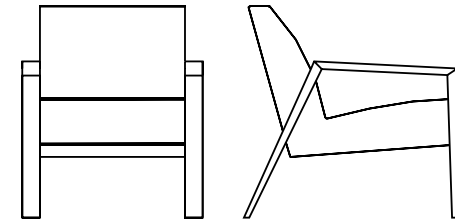
## 3 Combination Fabrics

[View finish details](#)

Combination  
Fabric Option  
Not Available

# Babble.

Lounge Chair  
Lounge Chair - Walnut Arms



1 model	COM	COL	1	2	3	4	5	6	7	8	9	10	11/L1	12	13/L2
BAB0110DAC01W	1774	1834	1866	1912	1958	2004	2050	2096	2142	2188	2234	2280	2326	2372	2464
W x D x H 27.5 x 30.5 x 31 Arm Height: 24" Seat Height: 17 -1/2" Inside Seat Depth: 20 -3/4" Inside Seat Width: 22"	Upholstery Requirements Fabric yds: 2 -1/2" Leather Sq. Ft.: 45 Carton Weight: 46														

[View statement of line](#)

## Product features.

- Frame constructed of CNC cut engineered hardwood to maximize the strength, precise measurements and overall longevity
- Solid wood arms slope forward for maximum comfort

## 2 Select a finish

[View finish details](#)

- WOW Clear Walnut
- WEW Executive Walnut
- WGW Gunstock Walnut
- WBW Henna Walnut
- WNW Natural Walnut

## 3 Combination Fabrics

[View finish details](#)

Combination  
Fabric Option  
Not Available

# Bota price list




effective july 1, 2021

designed by keith melbourne

## Bota table of contents

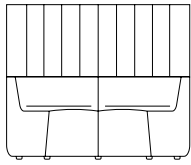
Statement of Line	
Bota seating & fabric program.....	1
Seating Specification.....	4
Rear Table Specification.....	5
Grommet Placement.....	7
Finishes.....	8
Seating.....	9
Ottoman.....	54
Booths.....	57
Freestanding Table.....	59
Coat Stand.....	62
Power and Data.....	63

# Bota statement of line.

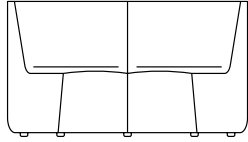




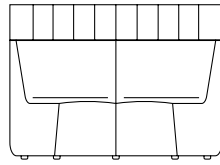
Bota statement of line.



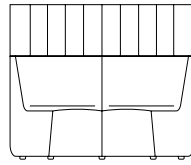
PAGE 44  
60 Deg. Circler - Double Seat Low Back  
With Privacy Screen



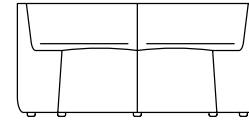
PAGE 45  
60 Deg. Circler - Double Seat High  
Back



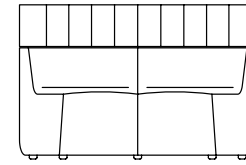
PAGE 46  
60 Deg. Circler - Double Seat High  
Back With Privacy Screen



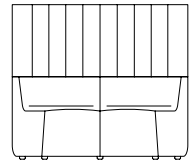
PAGE 47  
60 Deg. Circler - Double Seat High  
Back With Privacy Screen



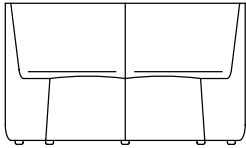
PAGE 48  
45 Deg. Circler - Double Seat Low Back



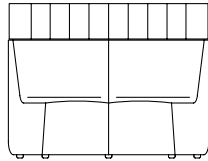
PAGE 49  
45 Deg. Circler - Double Seat Low Back  
With Privacy Screen



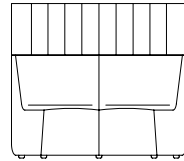
PAGE 50  
45 Deg. Circler - Double Seat Low Back  
With Privacy Screen



PAGE 51  
45 Deg. Circler - Double Seat High  
Back



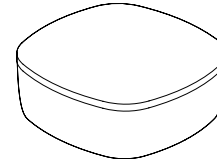
PAGE 52  
45 Deg. Circler - Double Seat High  
Back With Privacy Screen



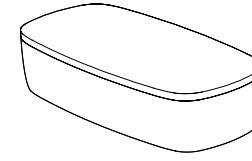
PAGE 53  
45 Deg. Circler - Double Seat High  
Back With Privacy Screen



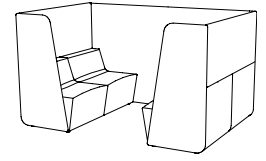
PAGE 54  
Ottoman



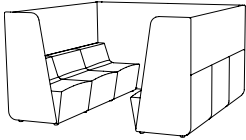
PAGE 55  
Ottoman



PAGE 56  
Ottoman



PAGE 57  
Booth



PAGE 58  
Booth



PAGE 59  
Booth Table



PAGE 60  
Booth Table



PAGE 61  
Freestanding Table



PAGE 62  
Coat Stand

## Bota seating fabric & leather program

### Seating & fabric leather program

DARRAN has partnered with some of the most prestigious fabric suppliers of the office furniture industry to bring you quality fabrics that are engaging designs, environmentally friendly and durable for years to come. The majority of fabrics we have graded-in are in heavy supply making it most likely available on our Quickship however, we cannot guarantee stock. If you do not see the fabric you wish to include in a project, please contact our Factory to see if this pattern can be graded in at 800.334.7891.

### Fabrics & Leathers

Please visit our Seating Fabrics page at [darran.com/textilesleather](http://darran.com/textilesleather)

Camira  
[www.camirafabrics.com](http://www.camirafabrics.com)  
 800.334.789

Wollsdorf  
[www.wollsdorf.com](http://www.wollsdorf.com)  
 336.884.5005

CFStinson  
[www.cfstinson.com](http://www.cfstinson.com)  
 800.841.6279

Green Hides  
[www.greenhides.com](http://www.greenhides.com)  
 336.315.9720

DesignTex  
[www.designtex.com](http://www.designtex.com)  
 800.797.4949

Maharam  
[www.maharam.com](http://www.maharam.com)  
 800.645.3943

Momentum Textiles  
[www.momentumtextiles.com](http://www.momentumtextiles.com)  
 800.366.6839

Ultrafabrics  
[www.ultrafabricsinc.com](http://www.ultrafabricsinc.com)  
 800.334.7891

Application instructions must be specified on the purchase order or COM / COL submission form. In the absence of application instructions, DARRAN will apply materials accordingly.

### CAL117

All DARRAN seating products conform to California Technical Bulletin 117 as a minimum standard.

### CAL133

To meet the California Technical Bulletin 133 flammability regulation, a combination of proper materials must be used to pass, as it tests the fire resistance of a finished product. Flame resistant fabric, a fire blocker material and special foam must be used to pass CAL133 fire codes.

Testing is available for all seating products with the following fees and considerations:

- If laboratory certification is not required, any style can be manufactured to comply with California Technical Bulletin 133 for \$75 list per yard required. (Customer's Own Materials must factor in additional yardage requirements based on repeat.)
- The purchase order must clearly indicate the requirement of California Technical Bulletin 133
- If laboratory California Technical Bulletin 133 certification is required, the cost of testing a chair is \$820 NET, plus the cost of the chair and covering material.
- An additional lead time of 4 to 6 weeks is required for testing for CAL133.
- Once testing is completed, we will provide a certification letter specific to the sample tested for CAL133.
- DARRAN's manufacturing procedures for California TB 133 compliance are based on the testing of representative style with specific fabrics. Please contact Customer Service for an updated list of tested models.
- A copy of test certification is available upon request.

## Bota seating fabric & leather program

### Combination fabrics

DARRAN is pleased to offer customers the design freedom of combination fabrics. When using fabric, vinyl or leather combinations, pricing will be as follows:

- When combining two materials of the same grade, pricing will be specified grade + 5%.
- If combining two materials of different grades or leather/ fabric combination, use the highest grade/price + 5%.
- If using COM or COL, pricing will be COM or COL + 5%. If both COM + COL are used in combination, use COL + 5%

### COM/COL ordering instructions

Please complete the COM Submission Form prior to ordering the fabric from the supplier. All COM fabrics must be approved prior to order submission. Please refer to our website or contact DARRAN Seating Customer Service for an updated list of preapproved COM fabrics. Application instructions must be specified on the purchase order or COM/COL submission form. In the absence of application instructions, DARRAN will apply materials in the best manner and cannot be held responsible for tailoring or application objections after upholstering. COM orders will be scheduled for production after receipt of the material. Packages must be clearly marked and the fabric must be first quality, continuous yardage.

### COM/COL yardage requirements

The yardage requirements stated in this price list for each style are calculated using 54" wide, non-directional fabrics. For fabrics with a different width or for patterns with repeats, please refer to the below chart to calculate the additional percent of fabric required:

Fabric Width	Plain Fabric	2" - 14" Repeat	15" - 19" Repeat	20" - 27" Repeat	28" - 36" Repeat
54"	0	15%	20%	25%	30%
53"	6%	19%	24%	28%	36%
52"	13%	23%	28%	33%	38%
51"	19%	26%	31%	36%	41%
50"	25%	30%	35%	40%	45%
49"	30%	35%	40%	45%	50%
48"	35%	40%	45%	50%	55%
47"	45%	50%	55%	58%	65%

## Bota seating fabric & leather program

NOTE: Prior To Completion Of This Form, Please Refer To Our Graded In Materials Program For Preapproved Fabrics/Leathers.

### COM/COL Approval

DARRAN Furniture Industries  
 2402 Shore Street, High Point, NC 27263  
 ATTN: Seating Division / COM/COL Approval  
 TAG: DARRAN Purchase Order Number

### Shipping approved COM/COL materials

DARRAN Furniture Industries  
 2402 Shore Street, High Point, NC 27263  
 ATTN: Seating Division / COM/COL Approval  
 TAG: DARRAN Purchase Order Number

Please complete this form, attach a 6"x 6" sample and mail to the COM/COL APPROVAL address shown above.  
 This form can also be downloaded from our website at [www.darran.com/leathers](http://www.darran.com/leathers) OR [www.darran.com/fabrics](http://www.darran.com/fabrics)

Purchase Order # \_\_\_\_\_  
 Dealer's Name \_\_\_\_\_  
 Contact \_\_\_\_\_  
 Address \_\_\_\_\_  
 Telephone \_\_\_\_\_  
 Email \_\_\_\_\_  
 Chair Style \_\_\_\_\_  
 Manufacturer \_\_\_\_\_  
 Pattern Name \_\_\_\_\_  
 Pattern Color \_\_\_\_\_  
 Content \_\_\_\_\_  
 Repeat \_\_\_\_\_

Please specify any special requirements and check the application above.

\_\_\_\_\_  
 \_\_\_\_\_  
 \_\_\_\_\_

ATTACH 6" X 6" FABRIC/LEATHER SAMPLE HERE


**NOTE**

Actual Fabric/Leather samples needed instead of digital images. If digital images are sent in lieu of samples, DARRAN will only verify the pattern and will not take responsibility for color variances that cannot be verified due to printing restrictions

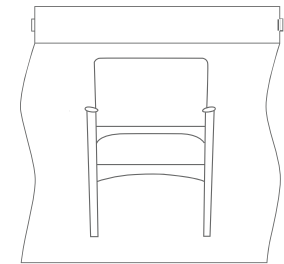
In the absence of application instructions, DARRAN will apply the material in the best manner and cannot be held responsible for tailoring or application objections after upholstering.

Unless otherwise instructed on the purchase order, excess COM materials will be recycled at the discretion of DARRAN after six months of the original product ship date.

The COM approval solely pertains to the application of the fabric onto the specified DARRAN seating product. DARRAN's approval or acceptance does not constitute any responsibility or warranty to the overall appearance, durability, flammability, defects, dye lot variations or colorfastness of the COM. It is the customer's responsibility to ensure the COM meets CAL 117 compliance and are first quality continuous goods.



**RAILROAD**



**SETUP**

## Bota seating specification

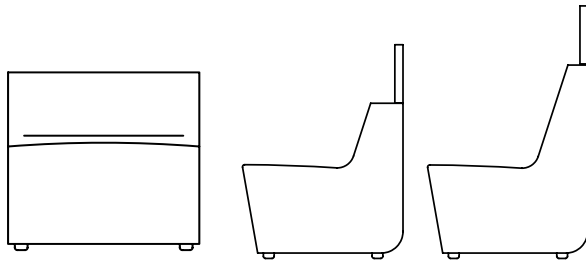
Joints are securely fastened with mortise and tenon joinery as well as corner block construction to ensure long-term use.

### Ability to incorporate variety of options

Tablet mounts and combination fabrics.

### Complete domestic production

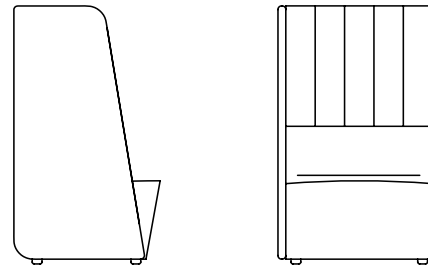
Complete domestic production from frame through upholstery, controlled by one manufacturing facility. Less stress / damage to chair parts normally caused by overseas transit, providing consistent, reliable quality standards as a quick response to shorter lead times.



Offered in Low or high back. Seats and back are webbed to enhance comfort, sustainability and endurance. Frame constructed CNC cut engineered wood to maximize the strength, precise measurements and overall longevity. Soy-based, high resilient polyurethane foam consisting of multiple densities in seat and backs, achieving maximum comfort and durability.


Optional tablet or rear tables offered in 1/2" compact laminate featuring a black core. Tablets are center mounted between 2 seats. Horizontal back frame provides easy ganging capabilities for expansion and flexibility in various settings.

Rear tables are at 28.5" high on low back units, and 35.5" high on high back units.



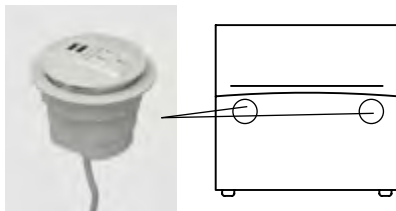
Side Screens and Back Privacy screens create private areas to focus or define a team.

Privacy Screens are available in 10.5", 17.5" & 24.75"



The Bota Roof allows for sound to be absorbed creating a focus nook.

Available in a single or double seat module.

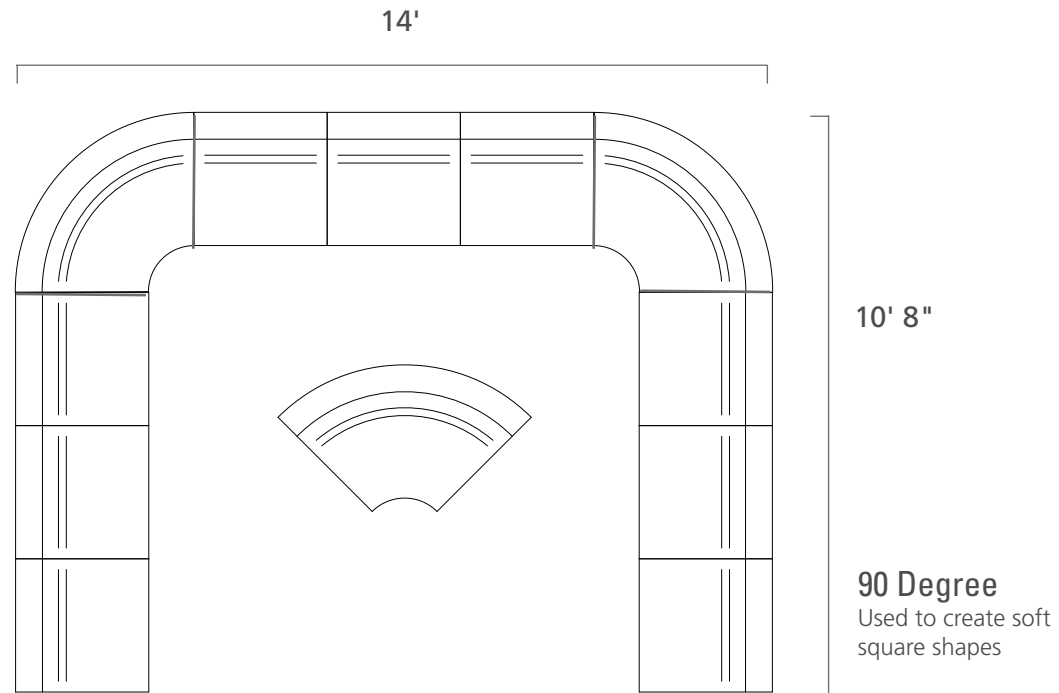
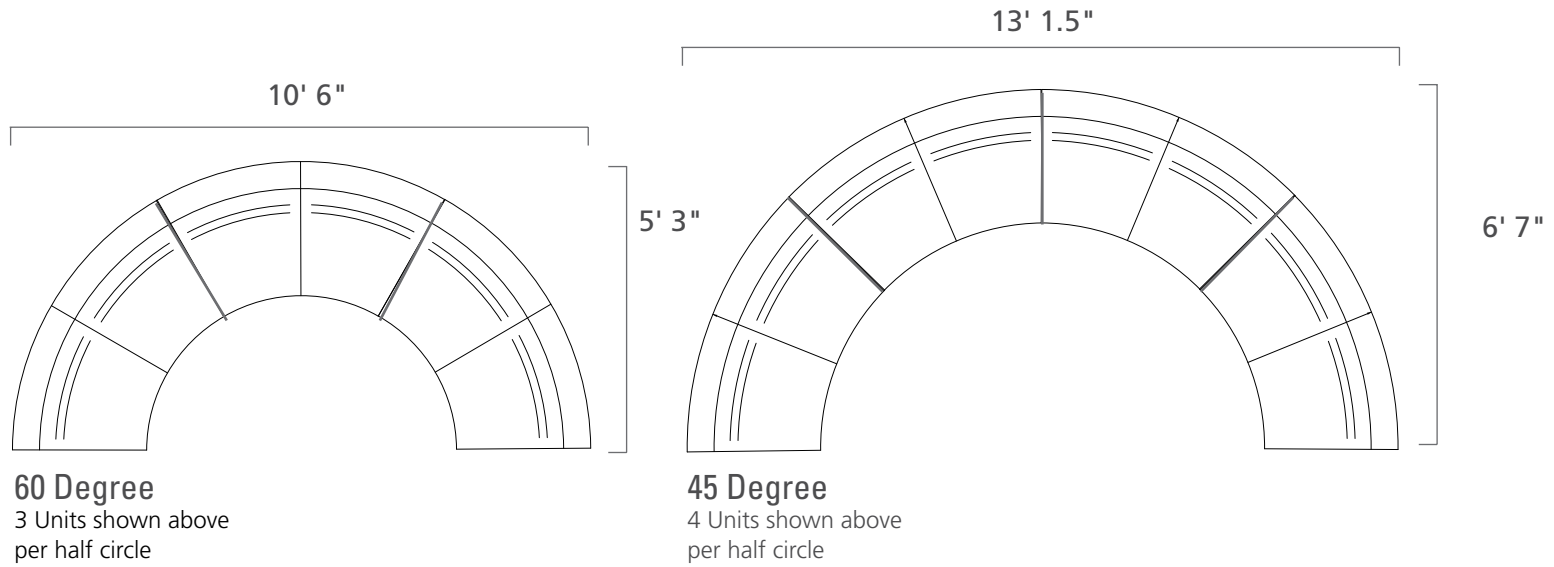


Specify power

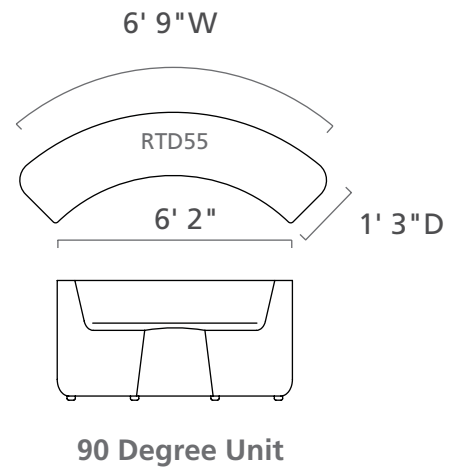
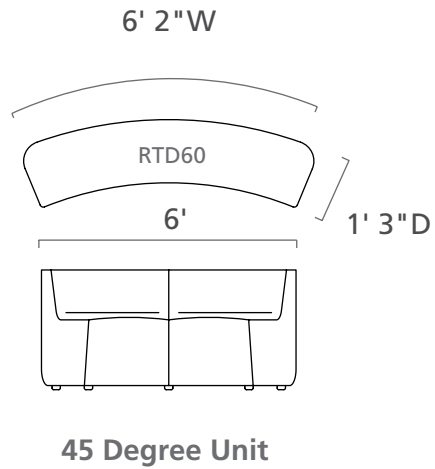
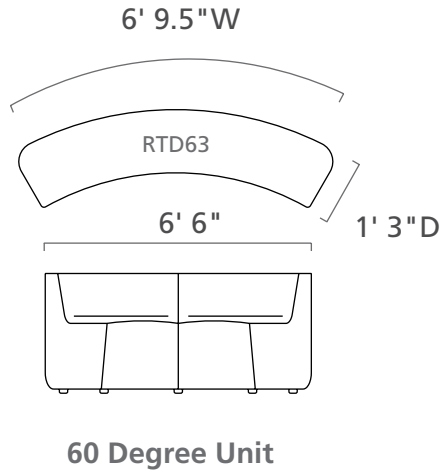
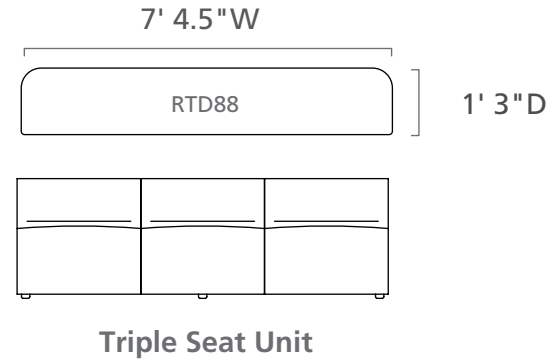
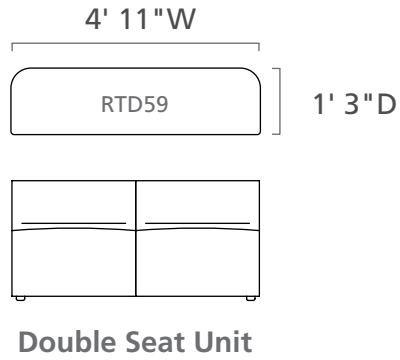
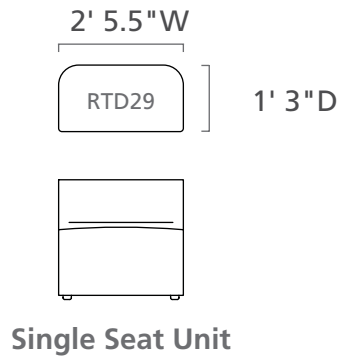
Node features 1 power & 1 USB duplex, ideal for charging tablets and other USB-friendly electronics. Node is UL approved.

Specify location, see page 64 for additional details.

bota circler specification

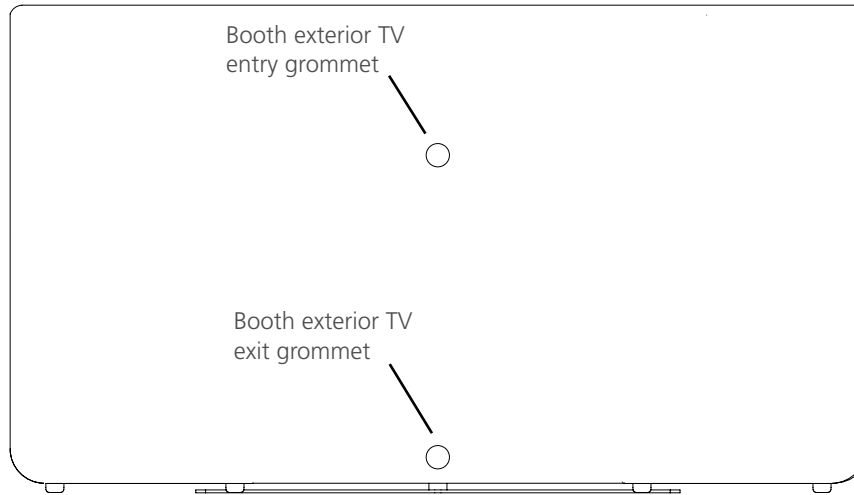


bota rear tables specification

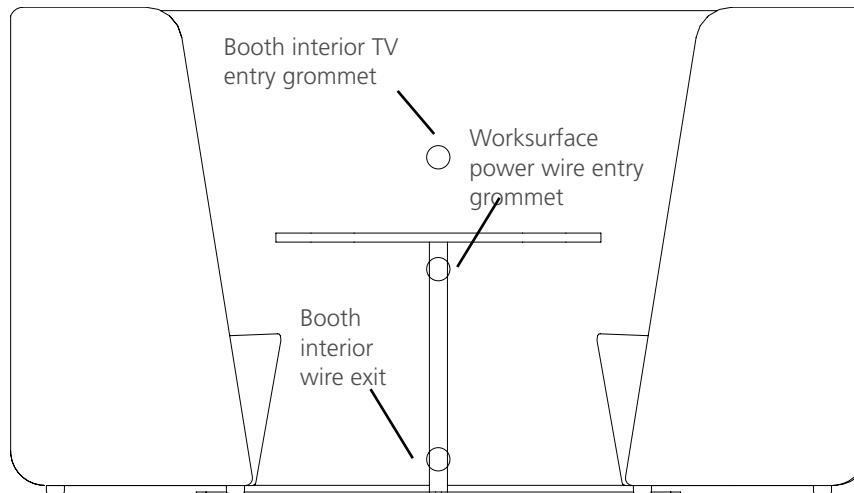


## Bota grommet placement

### Booth wall exterior



### Booth wall interior



## Bota booth grommet placement

Bota booth walls have an integrated wire management channel built into the frame. Grommets are available in black or white.

The channel runs through the center of the wall, allowing cables to enter and exit. Specify interior or exterior location.



## Bota finishes

STANDARD VENEER	PREMIUM VENEER	HIGH PRESSURE LAMINATE	THERMALLY FUSED LAMINATE
WLA Lofty Ash.....	N/A .....	N/A .....	N/A
WEC Ebony .....	N/A .....	GEC Ebony .....	MEC Ebony
WAM Alabaster Maple .....	N/A .....	GAM Alabaster Maple.....	N/A
WCM Clear Maple.....	N/A .....	GCM Clear Maple .....	N/A
WWM Wheat Maple.....	N/A .....	GWM Wheat Maple .....	N/A
N/A.....	WBO Blush Oak .....	N/A .....	N/A
N/A.....	WMO Mocha Oak .....	N/A .....	N/A
N/A.....	WNO Natural Oak.....	N/A .....	N/A
N/A.....	WSO Salted Oak .....	N/A .....	N/A
WGW Gunstock Walnut.....	N/A .....	N/A .....	MGW Gunstock Walnut
WBW Henna Walnut.....	N/A .....	N/A .....	N/A
WSW Smokey Walnut .....	N/A .....	N/A .....	N/A
WNW Natural Walnut.....	N/A .....	GNW Natural Walnut .....	N/A
N/A.....	TSTV Studio Teak Walnut.....	GSTV Studio Teak Walnut .....	MTW Studio Teak Walnut
N/A.....	TSMV Seattle Mist.....	N/A .....	N/A
N/A.....	TSLV Skyline Walnut .....	GSLV Skyline Walnut .....	MSW Skyline Walnut
WWP Designer White Paint.....	N/A .....	GWL Designer White .....	MWL Designer White

HPL TOPS ON TFL PRODUCTS ADD 10% - AVAILABLE WITH FLAT EDGE ONLY

Send 3x3 or larger finish chip for color match. Custom finish upcharge is 3% or \$250 Net (whichever is greater).

## Finish

ENVI-CT Green Certified European Technology Coatings Finish.

## 1/2" Compact laminate finishes

(Black Core)

LAW Alaska Matte

LNB Nero Matte

Compact laminate is a paper fiber-based solid surface material. Matte Compact Laminate has a soft-and silky texture that feels velvety to the touch, while resisting smears, smudges and fingerprints. Compact laminate is essentially very thick HPL. Extra layers of paper in the core gives it its thickness and strength, as well as its characteristic black core.

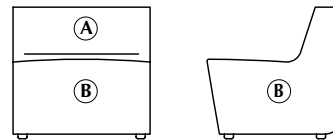
bota.

Single Seat  
Low Back

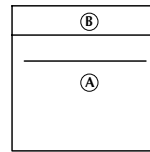
1 model	COM	COL	1	2	3	4	5	6	7	8	9	10	11/L1	12	13/L2
BOT0160SLC01	1569	1661	1699	1754	1809	1864	1919	1974	2029	2084	2139	2194	2249	2304	2414
W x D x H 29.5 x 29.25 x 28.5 Arm Height: - Seat Height: 17.5 Inside Seat Depth: 17 Inside Seat Width: 29.5			Upholstery Requirements Fabric yds: 3.5 Leather Sq. Ft.: 63 Carton Weight: 50												

2 Select a finish  
[View finish details](#)

3 Combination Fabrics  
[View finish details](#)

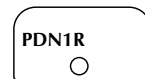


Top View

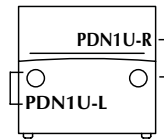


Node Power Placement Option

Table Power



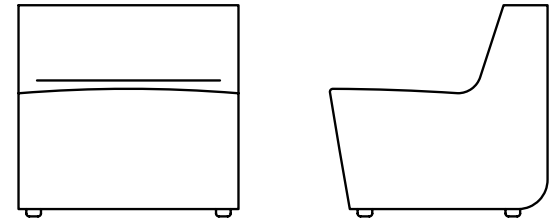
Seat Power



**DARRAN is pleased to offer customers the design freedom of combination fabrics. When using fabric, vinyl or leather combinations, pricing/yardage requirements will be as follows:**

**A Inside Back & Seat 1 yd  
B Lounge Exterior 3 yds**

- When combining two materials of the same grade, pricing will be specified grade + 5%
- If combining two materials of different grades or leather/fabric combination, use the highest grade/price + 5%
- If using COM or COL, pricing will be COM or COL + 5%.
- If both COM + COL are used in combination, use COL + 5%.



[View statement of line](#)

Product features.

- Horizontal back provides easy ganging capabilities.
- Utilizes elastic webbing suspension that conforms to individual's lumbar curvatures for adaptive support.
- All units are standard with 1" adjustable glides that allow for leveling

Options.

**GANGING DEVICE**

- GDEV-L: Left Facing Ganging Device - \$20
- GDEV-R: Right Facing Ganging Device - \$20
- GDEV-C: Center Ganging Device - \$40

**POWER**

- PDN1U-L: Node in Left Facing Seat Front; 1 Power/1 USB Charger - \$325
- PDN1U-R: Node in Right Facing Seat Front; 1 Power/1 USB Charger - \$325
- PDN1U-B: Node in Both Left and Right Facing Seat Front; 1 Power/1 USB Charger per pod - \$650
- PDN1R- Node in Rear Mount Table Top; 1 Power/1 USB Charger - \$375
- Standard in White (Available in Silver and Black)

**1/2" COMPACT MATTE LAMINATE REAR TABLE**

- Matte Laminate RTD29: Rear Work Table - \$580, Specify LAW Alaska or LNB Nero Finish
- Rear table available on units that gang providing stability
- Rear table is mounted at 28.5"

**PREMIUM FINISH OPTION (STANDARD WHITE)**

- Specify rear table bracket metal finish color - \$100 per unit
- MFS: Silver, MFB: Black

DARRAN

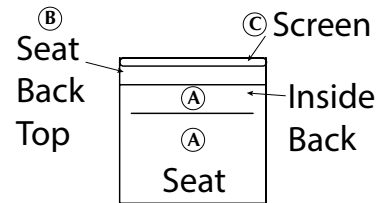
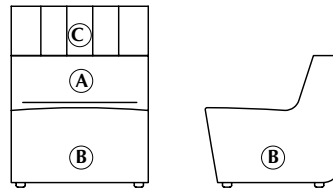
bota.

Single Seat With Privacy Screen  
Low Back - 10.5" Privacy Screen

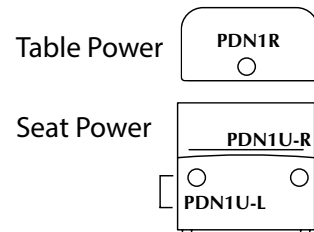
1 model	COM	COL	1	2	3	4	5	6	7	8	9	10	11/L1	12	13/L2
BOT0160SLC11	2140	2254	2307	2389	2471	2553	2635	2717	2799	2881	2963	3045	3127	3209	3373
W x D x H 29.5 x 29.25 x 39 Arm Height: - Seat Height: 17.5 Inside Seat Depth: 17 Inside Seat Width: 29.5			Upholstery Requirements Fabric yds: 4.5 Leather Sq. Ft.: 81 Carton Weight: 55												

2 Select a finish  
[View finish details](#)

3 Combination Fabrics  
[View finish details](#)



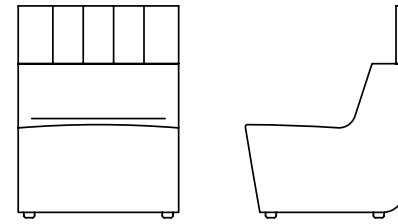
Node Power Placement Option



DARRAN is pleased to offer customers the design freedom of combination fabrics. When using fabric, vinyl or leather combinations, pricing/yardage requirements will be as follows:

- A Inside Back & Seat 1 yd
- B Lounge Exterior 3 yds
- C Privacy Screen 1 yd

- When combining two materials of the same grade, pricing will be specified grade + 5%
- If combining two materials of different grades or leather/fabric combination, use the highest grade/price + 5%
- If using COM or COL, pricing will be COM or COL + 5%.
- If both COM + COL are used in combination, use COL + 5%.



[View statement of line](#)

Product features.

- Horizontal back provides easy ganging capabilities.
- Utilizes elastic webbing suspension that conforms to individual's lumbar curvatures for adaptive support.
- Upholstered Privacy Screen
- Upholstered screens can be specified in contrasting fabrics, vinyl, or leathers.
- All units are standard with 1" adjustable glides that allow for leveling

Options.

GANGING DEVICE

- GDEV-L: Left Facing Ganging Device - \$20
- GDEV-R: Right Facing Ganging Device - \$20
- GDEV-C: Center Ganging Device - \$40

POWER

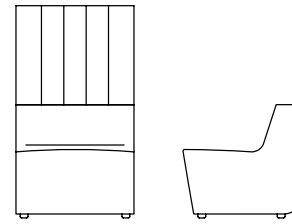
- PDN1U-L: Node in Left Facing Seat Front; 1 Power/1 USB Charger - \$325
- PDN1U-R: Node in Right Facing Seat Front; 1 Power/1 USB Charger - \$325
- PDN1U-B: Node in Both Left and Right Facing Seat Front; 1 Power/1 USB Charger per pod - \$650
- PDN1R- Node in Rear Mount Table Top; 1 Power/1 USB Charger - \$375
- Standard in White (Available in Silver and Black)
- 1/2" COMPACT MATTE LAMINATE REAR TABLE
- Matte Laminate RTD29: Rear Work Table - \$580, Specify LAW Alaska or LNB Nero Finish
- Rear table available on units that gang providing stability
- Rear table is mounted at 28.5"

PREMIUM FINISH OPTION (STANDARD WHITE)

- Specify rear table bracket metal finish color - \$100 per unit
- MFS: Silver, MFB: Black

bota.

Single Seat With Privacy Screen  
Low Back - 24.75" Privacy Screen



[View statement of line](#)

## Product features.

- Horizontal back provides easy ganging capabilities.
- Utilizes elastic webbing suspension that conforms to individual's lumbar curvatures for adaptive support.
- Upholstered Privacy Screen
- Upholstered screens can be specified in contrasting fabrics, vinyl, or leathers.
- All units are standard with 1" adjustable glides that allow for leveling

DARRAN™

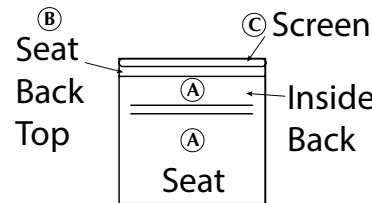
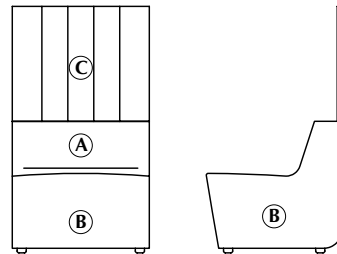
1 model	COM	COL	1	2	3	4	5	6	7	8	9	10	11/L1	12	13/L2
BOT0160SLC21	2371	2513	2556	2647	2738	2829	2920	3011	3102	3193	3284	3375	3466	3557	3739
W x D x H			Upholstery Requirements												
29.5 x 29.25 x 53.25			Fabric yds: 5 Leather Sq. Ft.: 90												
Arm Height: -			Carton Weight: 65												
Seat Height: 17.5															
Inside Seat Depth: 17															
Inside Seat Width: 29.5															

## 2 Select a finish

[View finish details](#)

## 3 Combination Fabrics

[View finish details](#)

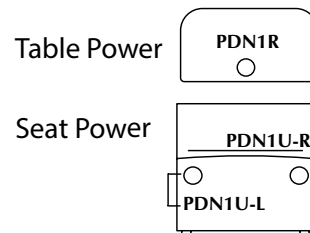


DARRAN is pleased to offer customers the design freedom of combination fabrics. When using fabric, vinyl or leather combinations, pricing/yardage requirements will be as follows:

**A** Inside Back & Seat 1 yd  
**B** Lounge Exterior 3 yds  
**C** Privacy Screen 1.5 yds

- When combining two materials of the same grade, pricing will be specified grade + 5%
- If combining two materials of different grades or leather/fabric combination, use the highest grade/price + 5%
- If using COM or COL, pricing will be COM or COL + 5%.
- If both COM + COL are used in combination, use COL + 5%.

### Node Power Placement Option



## Options.

### GANGING DEVICE

- GDEV-L: Left Facing Ganging Device - \$20
- GDEV-R: Right Facing Ganging Device - \$20
- GDEV-C: Center Ganging Device - \$40

### POWER

- PDN1U-L: Node in Left Facing Seat Front; 1 Power/1 USB Charger - \$325
- PDN1U-R: Node in Right Facing Seat Front; 1 Power/1 USB Charger - \$325
- PDN1U-B: Node in Both Left and Right Facing Seat Front; 1 Power/1 USB Charger per pod - \$650
- PDN1R- Node in Rear Mount Table Top; 1 Power/1 USB Charger - \$375
- Standard in White (Available in Silver and Black)
- **1/2" COMPACT MATTE LAMINATE REAR TABLE**
- Matte Laminate RTD29: Rear Work Table - \$580, Specify LAW Alaska or LNB Nero Finish
- Rear table available on units that gang providing stability
- Rear table is mounted at 28.5"

### PREMIUM FINISH OPTION (STANDARD WHITE)

- Specify rear table bracket metal finish color - \$100 per unit
- MFS: Silver, MFB: Black

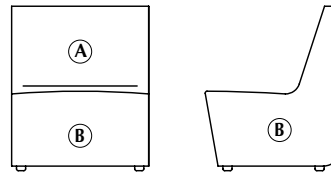
bota.

Single Seat  
High Back

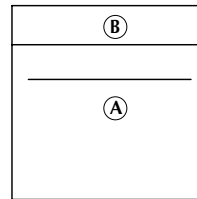
1 model	COM	COL	1	2	3	4	5	6	7	8	9	10	11/L1	12	13/L2
BOT0160SHC01	1750	1850	1898	1971	2044	2117	2190	2263	2336	2409	2482	2555	2628	2701	2847
W x D x H 29.5 x 29.25 x 35.5 Arm Height: - Seat Height: 17.5 Inside Seat Depth: 17 Inside Seat Width: 29.5			Upholstery Requirements Fabric yds: 4 Leather Sq. Ft.: 72 Carton Weight: 50												

2 Select a finish  
[View finish details](#)

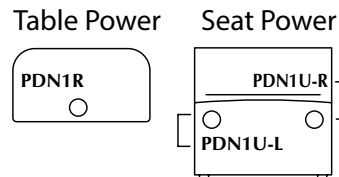
3 Combination Fabrics  
[View finish details](#)



Top View



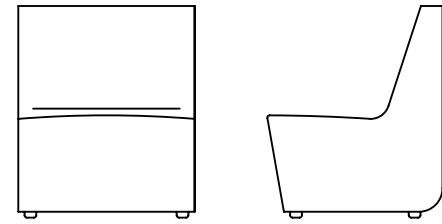
Node Power Placement Option



**DARRAN is pleased to offer customers the design freedom of combination fabrics. When using fabric, vinyl or leather combinations, pricing/yardage requirements will be as follows:**

**A Inside Back & Seat 1.5 yds**  
**B Lounge Exterior 3 yds**

- When combining two materials of the same grade, pricing will be specified grade + 5%
- If combining two materials of different grades or leather/fabric combination, use the highest grade/price + 5%
- If using COM or COL, pricing will be COM or COL + 5%.
- If both COM + COL are used in combination, use COL + 5%.



[View statement of line](#)

## Product features.

- Horizontal back provides easy ganging capabilities.
- Utilizes elastic webbing suspension that conforms to individual's lumbar curvatures for adaptive support.
- All units are standard with 1" adjustable glides that allow for leveling

## Options.

### GANGING DEVICE

- GDEV-L: Left Facing Ganging Device - \$20
- GDEV-R: Right Facing Ganging Device - \$20
- GDEV-C: Center Ganging Device - \$40

### POWER

- PDN1U-L: Node in Left Facing Seat Front; 1 Power/1 USB Charger - \$325
- PDN1U-R: Node in Right Facing Seat Front; 1 Power/1 USB Charger - \$325
- PDN1U-B: Node in Both Left and Right Facing Seat Front; 1 Power/1 USB Charger per pod - \$650
- PDN1R- Node in Rear Mount Table Top; 1 Power/1 USB Charger - \$375
- Standard in White (Available in Silver and Black)

### 1/2" COMPACT MATTE LAMINATE REAR TABLE

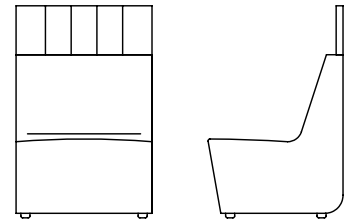
- Matte Laminate RTD29: Rear Work Table - \$580, Specify LAW Alaska or LNB Nero Finish
- Rear table available on units that gang providing stability
- Rear table is mounted at 35.5"

### PREMIUM FINISH OPTION (STANDARD WHITE)

- Specify rear table bracket metal finish color - \$100 per unit
- MFS: Silver, MFB: Black

bota.

Single Seat With Privacy Screen  
High Back - 10.5" Privacy Screen



[View statement of line](#)

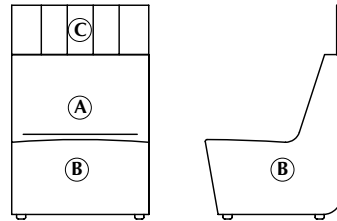
Product features.

- Horizontal back provides easy ganging capabilities.
- Utilizes elastic webbing suspension that conforms to individual's lumbar curvatures for adaptive support.
- Upholstered Privacy Screen
- Upholstered screens can be specified in contrasting fabrics, vinyl, or leathers.
- All units are standard with 1" adjustable glides that allow for leveling

1 model	COM	COL	1	2	3	4	5	6	7	8	9	10	11/L1	12	13/L2
BOT0160SHC11	2289	2411	2474	2565	2656	2747	2838	2929	3020	3111	3202	3293	3384	3475	3657
W x D x H			Upholstery Requirements												
29.5 x 29.25 x 46			Fabric yds: 5 Leather Sq. Ft.: 90												
Arm Height: -			Carton Weight: 60												
Seat Height: 17.5															
Inside Seat Depth: 17															
Inside Seat Width: 29.5															

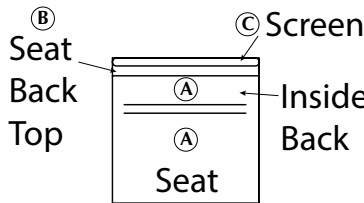
2 Select a finish  
[View finish details](#)

3 Combination Fabrics  
[View finish details](#)



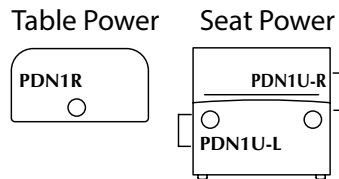
DARRAN is pleased to offer customers the design freedom of combination fabrics. When using fabric, vinyl or leather combinations, pricing/yardage requirements will be as follows:

- A** Inside Back & Seat 2.5 yds
- B** Lounge Exterior 4 yds
- C** Privacy Screen 2 yd



- When combining two materials of the same grade, pricing will be specified grade + 5%
- If combining two materials of different grades or leather/fabric combination, use the highest grade/price + 5%
- If using COM or COL, pricing will be COM or COL + 5%.
- If both COM + COL are used in combination, use COL + 5%.

Node Power Placement Option



Options.

**GANGING DEVICE**

- GDEV-L: Left Facing Ganging Device - \$20
- GDEV-R: Right Facing Ganging Device - \$20
- GDEV-C: Center Ganging Device - \$40

**POWER**

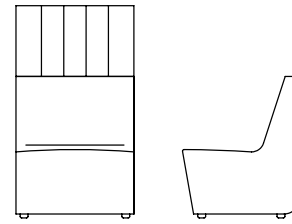
- PDN1U-L: Node in Left Facing Seat Front; 1 Power/1 USB Charger - \$325
- PDN1U-R: Node in Right Facing Seat Front; 1 Power/1 USB Charger - \$325
- PDN1U-B: Node in Both Left and Right Facing Seat Front; 1 Power/1 USB Charger per pod - \$650
- PDN1R- Node in Rear Mount Table Top; 1 Power/1 USB Charger - \$375
- Standard in White (Available in Silver and Black)
- **1/2" COMPACT MATTE LAMINATE REAR TABLE**
- Matte Laminate RTD29: Rear Work Table - \$580, Specify LAW Alaska or LNB Nero Finish
- Rear table available on units that gang providing stability
- Rear table is mounted at 35.5"

**PREMIUM FINISH OPTION (STANDARD WHITE)**

- Specify rear table bracket metal finish color - \$100 per unit
- MFS: Silver, MFB: Black

bota.

Single Seat With Privacy Screen  
High Back - 17.5" Privacy Screen



[View statement of line](#)

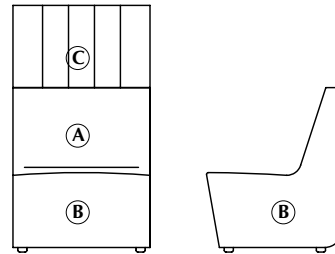
Product features.

- Horizontal back provides easy ganging capabilities.
- Utilizes elastic webbing suspension that conforms to individual's lumbar curvatures for adaptive support.
- Upholstered Privacy Screen
- Upholstered screens can be specified in contrasting fabrics, vinyl, or leathers.
- All units are standard with 1" adjustable glides that allow for leveling

1 model	COM	COL	1	2	3	4	5	6	7	8	9	10	11/L1	12	13/L2
BOT0160SHC21	2455	2592	2659	2759	2859	2959	3059	3159	3259	3359	3459	3559	3659	3759	3959
W x D x H 29.5 x 29.25 x 53 Arm Height: - Seat Height: 17.5 Inside Seat Depth: 17 Inside Seat Width: 29.5	Upholstery Requirements Fabric yds: 5.5 Leather Sq. Ft.: 99 Carton Weight: 65														

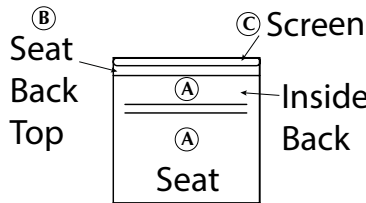
2 Select a finish  
[View finish details](#)

3 Combination Fabrics  
[View finish details](#)



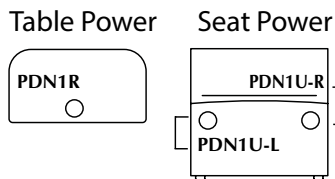
DARRAN is pleased to offer customers the design freedom of combination fabrics. When using fabric, vinyl or leather combinations, pricing/yardage requirements will be as follows:

- A Inside Back & Seat 1.5 yds
- B Lounge Exterior 3 yds
- C Privacy Screen 1.5 yds



- When combining two materials of the same grade, pricing will be specified grade + 5%
- If combining two materials of different grades or leather/fabric combination, use the highest grade/price + 5%
- If using COM or COL, pricing will be COM or COL + 5%.
- If both COM + COL are used in combination, use COL + 5%.

Node Power Placement Option



Options.

**GANGING DEVICE**

- GDEV-L: Left Facing Ganging Device - \$20
- GDEV-R: Right Facing Ganging Device - \$20
- GDEV-C: Center Ganging Device - \$40

**POWER**

- PDN1U-L: Node in Left Facing Seat Front; 1 Power/1 USB Charger - \$325
- PDN1U-R: Node in Right Facing Seat Front; 1 Power/1 USB Charger - \$325
- PDN1U-B: Node in Both Left and Right Facing Seat Front; 1 Power/1 USB Charger per pod - \$650
- PDN1R- Node in Rear Mount Table Top; 1 Power/1 USB Charger - \$375
- Standard in White (Available in Silver and Black)
- **1/2" COMPACT MATTE LAMINATE REAR TABLE**
- Matte Laminate RTD29: Rear Work Table - \$580, Specify LAW Alaska or LNB Nero Finish
- Rear table available on units that gang providing stability
- Rear table is mounted at 35.5"

**PREMIUM FINISH OPTION (STANDARD WHITE)**

- Specify rear table bracket metal finish color - \$100 per unit
- MFS: Silver, MFB: Black

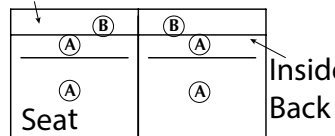
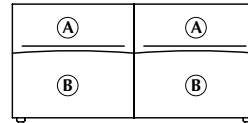
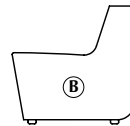
bota.

Double Seat  
Low Back

1 model	COM	COL	1	2	3	4	5	6	7	8	9	10	11/L1	12	13/L2
BOT0160DLC02	2700	2857	2922	3031	3140	3249	3358	3467	3576	3685	3794	3903	4012	4121	4339
W x D x H			Upholstery Requirements												
59 x 29.25 x 28.5			Fabric yds: 6 Leather Sq. Ft.: 108												
Arm Height: -			Carton Weight: 90												
Seat Height: 17.5															
Inside Seat Depth: 17															
Inside Seat Width: 29.5															

2 Select a finish  
[View finish details](#)

3 Combination Fabrics  
[View finish details](#)

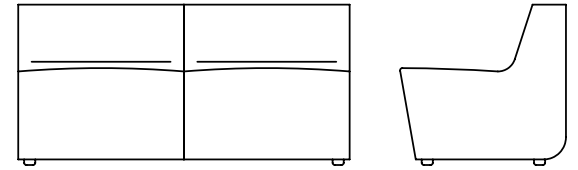
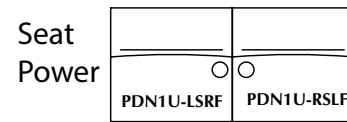


**DARRAN is pleased to offer customers the design freedom of combination fabrics. When using fabric, vinyl or leather combinations, pricing/yardage requirements will be as follows:**

**A Inside Back & Seat 2 yds**  
**B Lounge Exterior 4 yds**

- When combining two materials of the same grade, pricing will be specified grade + 5%
- If combining two materials of different grades or leather/fabric combination, use the highest grade/price + 5%
- If using COM or COL, pricing will be COM or COL + 5%.
- If both COM + COL are used in combination, use COL + 5%.

**Node Power Placement Option**



DARRAN™

[View statement of line](#)

**Product features.**

- Horizontal back provides easy ganging capabilities.
- Utilizes elastic webbing suspension that conforms to individual's lumbar curvatures for adaptive support.
- All units are standard with 1" adjustable glides that allow for leveling

**Options.**

**GANGING DEVICE**

- GDEV-L: Left Facing Ganging Device - \$20
- GDEV-R: Right Facing Ganging Device - \$20
- GDEV-C: Center Ganging Device - \$40

**POWER**

- PDN1U-LSRF: Node in Left Seat Right Facing Seat Front; 1 Power/1 USB Charger - \$325
- PDN1U-RSLF: Node in Right Seat Left Facing Seat Front; 1 Power/1 USB Charger - \$325
- PDN1U-BC: Node in Both Left and Right Facing Center Seat Front; 1 Power/1 USB Charger per pod - \$650
- PDN1R- Node in Rear Mount Table Top; 1 Power/1 USB Charger - \$375
- Standard in White (Available in Silver and Black)

**1/2" COMPACT MATTE LAMINATE REAR TABLE**

- Matte Laminate RTD59: Rear Work Table - \$790, Specify LAW Alaska or LNB Nero Finish
- Rear table available on units that gang providing stability
- Rear table is mounted at 28.5"

**1/2" COMPACT MATTE LAMINATE TABLET**

- FFD: 1/2" Compact Matte Laminate Tablet - \$570, Specify LAW Alaska or LNB Nero Finish
- Tablet is center mount only

**PREMIUM FINISH OPTION (STANDARD WHITE)**

- Specify rear table bracket metal finish color - \$100 per unit
- Specify tablet metal finish color - \$100 per unit
- MFS: Silver, MFB: Black



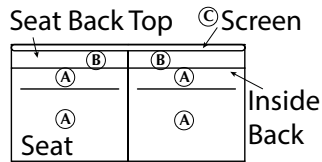
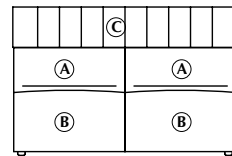
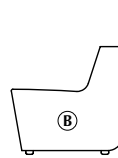
bota.

Double Seat With Privacy Screen  
Low Back - 10.5" Privacy Screen

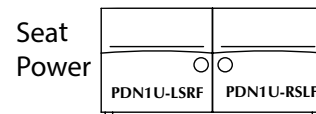
1 model	COM	COL	1	2	3	4	5	6	7	8	9	10	11/L1	12	13/L2
BOT0160DLC12	3452	3652	3748	3894	4040	4186	4332	4478	4624	4770	4916	5062	5208	5354	5646
W x D x H			Upholstery Requirements												
59 x 29.25 x 39			Fabric yds: 8 Leather Sq. Ft.: 144												
Arm Height: -			Carton Weight: 110												
Seat Height: 17.5															
Inside Seat Depth: 17															
Inside Seat Width: 29.5															

2 Select a finish  
[View finish details](#)

3 Combination Fabrics  
[View finish details](#)



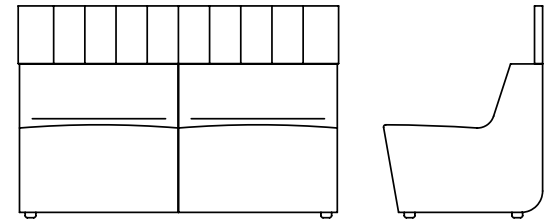
Node Power Placement Option



DARRAN is pleased to offer customers the design freedom of combination fabrics. When using fabric, vinyl or leather combinations, pricing/yardage requirements will be as follows:

- A Inside Back & Seat 2 yds
- B Lounge Exterior 4 yds
- C Privacy Screen 2 yds

- When combining two materials of the same grade, pricing will be specified grade + 5%
- If combining two materials of different grades or leather/fabric combination, use the highest grade/price + 5%
- If using COM or COL, pricing will be COM or COL + 5%.
- If both COM + COL are used in combination, use COL + 5%.



[View statement of line](#)

Product features.

- Horizontal back provides easy ganging capabilities.
- Utilizes elastic webbing suspension that conforms to individual's lumbar curvatures for adaptive support.
- Upholstered Privacy Screen
- Upholstered screens can be specified in contrasting fabrics, vinyl, or leathers.
- All units are standard with 1" adjustable glides that allow for leveling

Options.

GANGING DEVICE

- GDEV-L: Left Facing Ganging Device - \$20
- GDEV-R: Right Facing Ganging Device - \$20
- GDEV-C: Center Ganging Device - \$40

POWER

- PDN1U-LSRF: Node in Left Seat Right Facing Seat Front; 1 Power/1 USB Charger - \$325
  - PDN1U-RSLF: Node in Right Seat Left Facing Seat Front; 1 Power/1 USB Charger - \$325
  - PDN1U-BC: Node in Both Left and Right Facing Center Seat Front; 1 Power/1 USB Charger per pod - \$650
  - PDN1R- Node in Rear Mount Table Top; 1 Power/1 USB Charger - \$375
  - Standard in White (Available in Silver and Black)
- 1/2" COMPACT MATTE LAMINATE REAR TABLE**
- Matte Laminate RTD59: Rear Work Table - \$790, Specify LAW Alaska or LNB Nero Finish
  - Rear table available on units that gang providing stability
  - Rear table is mounted at 28.5"

1/2" COMPACT MATTE LAMINATE TABLE

- FFD: 1/2" Compact Matte Laminate Tablet - \$570, Specify LAW Alaska or LNB Nero Finish
- Tablet is center mount only

PREMIUM FINISH OPTION (STANDARD WHITE)

- Specify rear table bracket metal finish color - \$100 per unit
- Specify tablet metal finish color - \$100 per unit
- MFS: Silver, MFB: Black

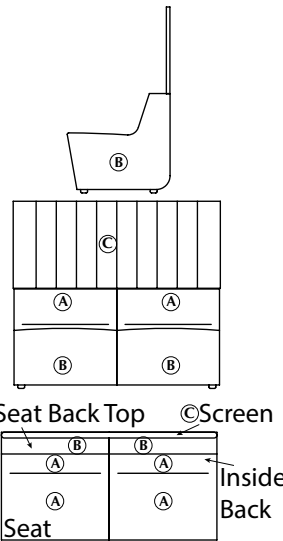
bota.

Double Seat With Privacy Screen  
Low Back - 24.75" Privacy Screen

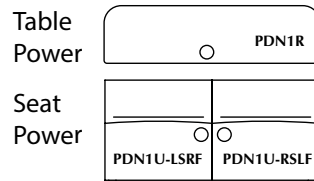
1 model	COM	COL	1	2	3	4	5	6	7	8	9	10	11/L1	12	13/L2
BOT0160DLC22	4097	4356	4393	4539	4685	4831	4977	5123	5269	5415	5561	5707	5853	5999	6291
W x D x H			Upholstery Requirements												
59 x 29.25 x 53.25			Fabric yds: 8 Leather Sq. Ft.: 144												
Arm Height: -			Carton Weight: 130												
Seat Height: 17.5															
Inside Seat Depth: 17															
Inside Seat Width: 29.5															

2 Select a finish  
[View finish details](#)

3 Combination Fabrics  
[View finish details](#)



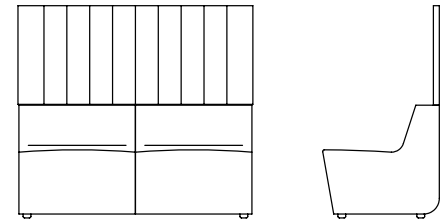
Node Power Placement Option



DARRAN is pleased to offer customers the design freedom of combination fabrics. When using fabric, vinyl or leather combinations, pricing/yardage requirements will be as follows:

- A Inside Back & Seat 2 yds
- B Lounge Exterior 4 yds
- C Privacy Screen 3.5 yds

- When combining two materials of the same grade, pricing will be specified grade + 5%
- If combining two materials of different grades or leather/fabric combination, use the highest grade/price + 5%
- If using COM or COL, pricing will be COM or COL + 5%.
- If both COM + COL are used in combination, use COL + 5%.



[View statement of line](#)

Product features.

- Horizontal back provides easy ganging capabilities.
- Utilizes elastic webbing suspension that conforms to individual's lumbar curvatures for adaptive support.
- Upholstered Privacy Screen
- Upholstered screens can be specified in contrasting fabrics, vinyl, or leathers.
- All units are standard with 1" adjustable glides that allow for leveling

Options.

GANGING DEVICE

- GDEV-L: Left Facing Ganging Device - \$20
- GDEV-R: Right Facing Ganging Device - \$20
- GDEV-C: Center Ganging Device - \$40

POWER

- PDN1U-LSRF: Node in Left Seat Right Facing Seat Front; 1 Power/1 USB Charger - \$325
- PDN1U-RSLF: Node in Right Seat Left Facing Seat Front; 1 Power/1 USB Charger - \$325
- PDN1U-BC: Node in Both Left and Right Facing Center Seat Front; 1 Power/1 USB Charger per pod - \$650
- PDN1R- Node in Rear Mount Table Top; 1 Power/1 USB Charger - \$375
- Standard in White (Available in Silver and Black)

1/2" COMPACT MATTE LAMINATE REAR TABLE

- Matte Laminate RTD59: Rear Work Table - \$790, Specify LAW Alaska or LNB Nero Finish
- Rear table available on units that gang providing stability
- Rear table is mounted at 28.5"

1/2" COMPACT MATTE LAMINATE TABLET

- FFD: 1/2" Compact Matte Laminate Tablet - \$570, Specify LAW Alaska or LNB Nero Finish
- Tablet is center mount only

PREMIUM FINISH OPTION (STANDARD WHITE)

- Specify rear table bracket metal finish color - \$100 per unit
- Specify tablet metal finish color - \$100 per unit
- MFS: Silver, MFB: Black

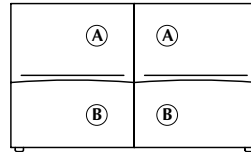
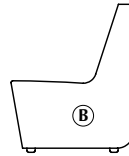
bota.

Double Seat  
High Back

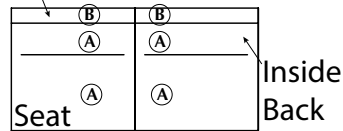
1 model	COM	COL	1	2	3	4	5	6	7	8	9	10	11/L1	12	13/L2
BOT0160DHC02	3002	3174	3243	3362	3481	3600	3719	3838	3957	4076	4195	4314	4433	4552	4790
W x D x H			Upholstery Requirements												
59 x 29.25 x 35.5			Fabric yds: 6.5 Leather Sq. Ft.: 117												
Arm Height: -			Carton Weight: 95												
Seat Height: 17.5															
Inside Seat Depth: 17															
Inside Seat Width: 29.5															

2 Select a finish  
[View finish details](#)

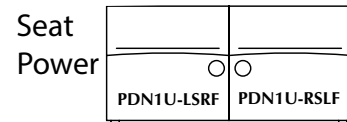

3 Combination Fabrics  
[View finish details](#)



Seat Back Top



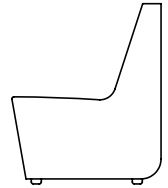
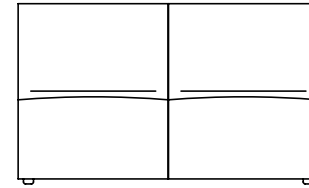
Node Power Placement Option



**DARRAN is pleased to offer customers the design freedom of combination fabrics. When using fabric, vinyl or leather combinations, pricing/yardage requirements will be as follows:**

**A Inside Back & Seat 2.5 yds**  
**B Lounge Exterior 4.5 yds**

- When combining two materials of the same grade, pricing will be specified grade + 5%
- If combining two materials of different grades or leather/fabric combination, use the highest grade/price + 5%
- If using COM or COL, pricing will be COM or COL + 5%.
- If both COM + COL are used in combination, use COL + 5%.



DARRAN™

[View statement of line](#)

## Product features.

- Horizontal back provides easy ganging capabilities.
- Utilizes elastic webbing suspension that conforms to individual's lumbar curvatures for adaptive support.
- All units are standard with 1" adjustable glides that allow for leveling

## Options.

### GANGING DEVICE

- GDEV-L: Left Facing Ganging Device - \$20
- GDEV-R: Right Facing Ganging Device - \$20
- GDEV-C: Center Ganging Device - \$40

### POWER

- PDN1U-LSRF: Node in Left Seat Right Facing Seat Front; 1 Power/1 USB Charger - \$325
- PDN1U-RSLF: Node in Right Seat Left Facing Seat Front; 1 Power/1 USB Charger - \$325
- PDN1U-BC: Node in Both Left and Right Facing Center Seat Front; 1 Power/1 USB Charger per pod - \$650
- PDN1R- Node in Rear Mount Table Top; 1 Power/1 USB Charger - \$375
- Standard in White (Available in Silver and Black)

### 1/2" COMPACT MATTE LAMINATE REAR TABLE

- Matte Laminate RTD59: Rear Work Table - \$790, Specify LAW Alaska or LNB Nero Finish
- Rear table available on units that gang providing stability
- Rear table is mounted at 35.5"

### 1/2" COMPACT MATTE LAMINATE TABLET

- FFD: 1/2" Compact Matte Laminate Tablet - \$570, Specify LAW Alaska or LNB Nero Finish
- Tablet is center mount only

### PREMIUM FINISH OPTION (STANDARD WHITE)

- Specify rear table bracket metal finish color - \$100 per unit
- Specify tablet metal finish color - \$100 per unit
- MFS: Silver, MFB: Black

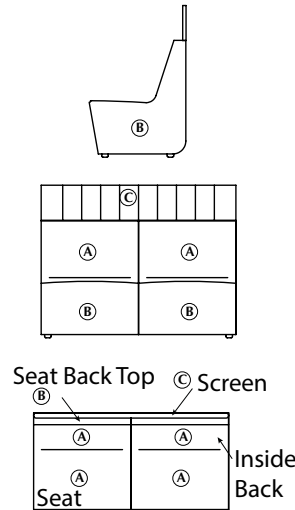
bota.

Double Seat With Privacy Screen  
High Back - 10.5" Privacy Screen

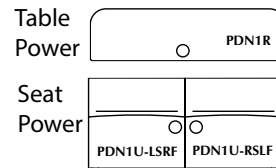
1 model	COM	COL	1	2	3	4	5	6	7	8	9	10	11/L1	12	13/L2
BOT0160DHC12	3752	3967	4067	4222	4377	4532	4687	4842	4997	5152	5307	5462	5617	5772	6082
W x D x H			Upholstery Requirements												
59 x 29.25 x 46			Fabric yds: 8.5 Leather Sq. Ft.: 153												
Arm Height: -			Carton Weight: 115												
Seat Height: 17.5															
Inside Seat Depth: 17															
Inside Seat Width: 29.5															

2 Select a finish  
[View finish details](#)

3 Combination Fabrics  
[View finish details](#)



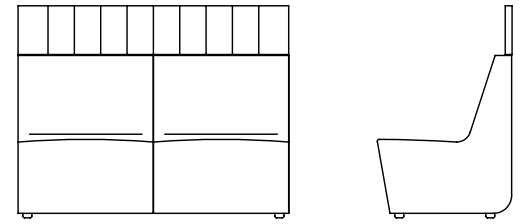
Node Power Placement Option



DARRAN is pleased to offer customers the design freedom of combination fabrics. When using fabric, vinyl or leather combinations, pricing/yardage requirements will be as follows:

- A Inside Back & Seat 2.5 yds
- B Lounge Exterior 4.5 yds
- C Privacy Screen 2 yds

- When combining two materials of the same grade, pricing will be specified grade + 5%
- If combining two materials of different grades or leather/fabric combination, use the highest grade/price + 5%
- If using COM or COL, pricing will be COM or COL + 5%.
- If both COM + COL are used in combination, use COL + 5%.



[View statement of line](#)

Product features.

- Horizontal back provides easy ganging capabilities.
- Utilizes elastic webbing suspension that conforms to individual's lumbar curvatures for adaptive support.
- Upholstered Privacy Screen
- Upholstered screens can be specified in contrasting fabrics, vinyl, or leathers.
- All units are standard with 1" adjustable glides that allow for leveling

Options.

GANGING DEVICE

- GDEV-L: Left Facing Ganging Device - \$20
- GDEV-R: Right Facing Ganging Device - \$20
- GDEV-C: Center Ganging Device - \$40

POWER

- PDN1U-LSRF: Node in Left Seat Right Facing Seat Front; 1 Power/1 USB Charger - \$325
- PDN1U-RSLF: Node in Right Seat Left Facing Seat Front; 1 Power/1 USB Charger - \$325
- PDN1U-BC: Node in Both Left and Right Facing Center Seat Front; 1 Power/1 USB Charger per pod - \$650
- PDN1R- Node in Rear Mount Table Top; 1 Power/1 USB Charger - \$375
- Standard in White (Available in Silver and Black)

1/2" COMPACT MATTE LAMINATE REAR TABLE

- Matte Laminate RTD59: Rear Work Table - \$790, Specify LAW Alaska or LNB Nero Finish
- Rear table available on units that gang providing stability
- Rear table is mounted at 35.5"

1/2" COMPACT MATTE LAMINATE TABLE

- FFD: 1/2" Compact Matte Laminate Tablet - \$570, Specify LAW Alaska or LNB Nero Finish
- Tablet is center mount only

PREMIUM FINISH OPTION (STANDARD WHITE)

- Specify rear table bracket metal finish color - \$100 per unit
- Specify tablet metal finish color - \$100 per unit
- MFS: Silver, MFB: Black

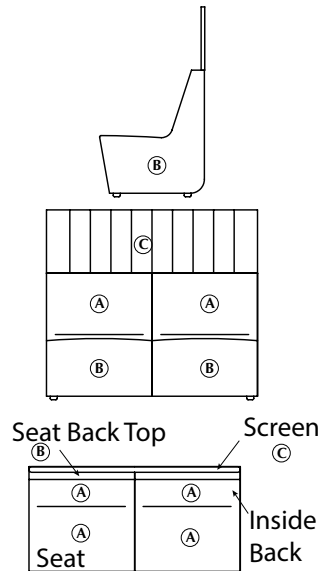
bota.

Double Seat With Privacy Screen  
High Back - 17.5" Privacy Screen

1 model	COM	COL	1	2	3	4	5	6	7	8	9	10	11/L1	12	13/L2
BOT0160DHC22	4111	4356	4500	4692	4884	5076	5268	5460	5652	5844	6036	6228	6420	6612	6996
W x D x H			Upholstery Requirements												
59 x 29.25 x 53			Fabric yds: 10.5 Leather Sq. Ft.: 189												
Arm Height: -			Carton Weight: 135												
Seat Height: 17.5															
Inside Seat Depth: 17															
Inside Seat Width: 29.5															

2 Select a finish  
[View finish details](#)

3 Combination Fabrics  
[View finish details](#)

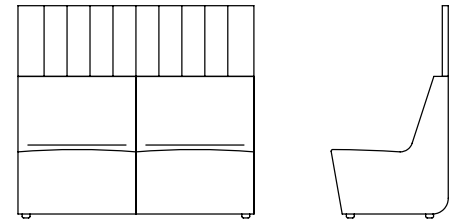
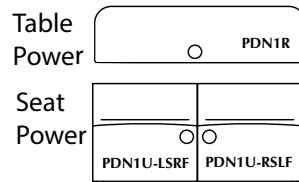


DARRAN is pleased to offer customers the design freedom of combination fabrics. When using fabric, vinyl or leather combinations, pricing/yardage requirements will be as follows:

- A Inside Back & Seat** 2.5 yds
- B Lounge Exterior** 4.5 yds
- C Privacy Screen** 4 yds

- When combining two materials of the same grade, pricing will be specified grade + 5%
- If combining two materials of different grades or leather/fabric combination, use the highest grade/price + 5%
- If using COM or COL, pricing will be COM or COL + 5%.
- If both COM + COL are used in combination, use COL + 5%.

Node Power Placement Option



[View statement of line](#)

Product features.

- Horizontal back provides easy ganging capabilities.
- Utilizes elastic webbing suspension that conforms to individual's lumbar curvatures for adaptive support.
- Upholstered Privacy Screen
- Upholstered screens can be specified in contrasting fabrics, vinyl, or leathers.
- All units are standard with 1" adjustable glides that allow for leveling

Options.

**GANGING DEVICE**

- GDEV-L: Left Facing Ganging Device - \$20
- GDEV-R: Right Facing Ganging Device - \$20
- GDEV-C: Center Ganging Device - \$40

**POWER**

- PDN1U-LSRF: Node in Left Seat Right Facing Seat Front; 1 Power/1 USB Charger - \$325
- PDN1U-RSLF: Node in Right Seat Left Facing Seat Front; 1 Power/1 USB Charger - \$325
- PDN1U-BC: Node in Both Left and Right Facing Center Seat Front; 1 Power/1 USB Charger per pod - \$650
- PDN1R- Node in Rear Mount Table Top; 1 Power/1 USB Charger - \$375
- Standard in White (Available in Silver and Black)

**1/2" COMPACT MATTE LAMINATE REAR TABLE**

- Matte Laminate RTD59: Rear Work Table - \$790, Specify LAW Alaska or LNB Nero Finish
- Rear table available on units that gang providing stability
- Rear table is mounted at 35.5"

**1/2" COMPACT MATTE LAMINATE TABLE**

- FFD: 1/2" Compact Matte Laminate Tablet - \$570, Specify LAW Alaska or LNB Nero Finish
- Tablet is center mount only

**PREMIUM FINISH OPTION (STANDARD WHITE)**

- Specify rear table bracket metal finish color - \$100 per unit
- Specify tablet metal finish color - \$100 per unit
- MFS: Silver, MFB: Black

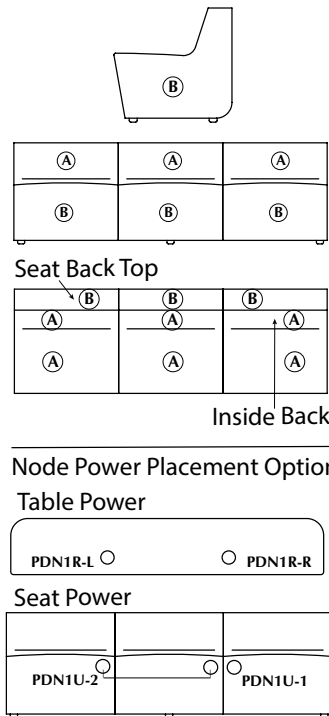
bota.

Triple Seat  
Low Back

1 model	COM	COL	1	2	3	4	5	6	7	8	9	10	11/L1	12	13/L2
BOT0160TLC03	3784	4051	4117	4281	4445	4609	4773	4937	5101	5265	5429	5593	5757	5921	6249
W x D x H			Upholstery Requirements												
88.5 x 29.25 x 28.5			Fabric yds: 8 Leather Sq. Ft.: 144												
Arm Height: -			Carton Weight: 135												
Seat Height: 17.5															
Inside Seat Depth: 17															
Inside Seat Width: 29.5															

2 Select a finish  
[View finish details](#)

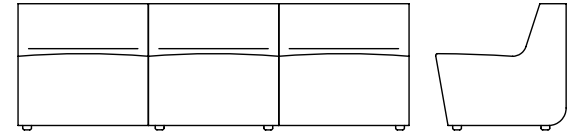
3 Combination Fabrics  
[View finish details](#)



**DARRAN is pleased to offer customers the design freedom of combination fabrics. When using fabric, vinyl or leather combinations, pricing/yardage requirements will be as follows:**

**A Inside Back & Seat 3 yds**  
**B Lounge Exterior 6 yds**

- When combining two materials of the same grade, pricing will be specified grade + 5%
- If combining two materials of different grades or leather/fabric combination, use the highest grade/price + 5%
- If using COM or COL, pricing will be COM or COL + 5%.
- If both COM + COL are used in combination, use COL + 5%.



DARRAN™

[View statement of line](#)

## Product features.

- Horizontal back provides easy ganging capabilities.
- Utilizes elastic webbing suspension that conforms to individual's lumbar curvatures for adaptive support.
- All units are standard with 1" adjustable glides that allow for leveling

## Options.

### GANGING DEVICE

- GDEV-L: Left Facing Ganging Device - \$20
- GDEV-R: Right Facing Ganging Device - \$20
- GDEV-C: Center Ganging Device - \$40

### POWER

- PDN1U-1: Node in Right Facing Seat Front; 1 Power/1 USB Charger - \$325
- PDN1U-2: Node in Left and Center Seat, Right Facing Seat Fronts; 1 power/1 USB per pod - \$650
- PDN1R-R: Node in Right Facing Rear Mount Table Top; 1 Power/1 USB Charger - \$375
- PDN2R-L- 2 Node in Left Facing Rear Mount Table Top; 1 Power/1 USB Charger - \$375
- Standard in White (Available in Silver and Black)

### 1/2" COMPACT MATTE LAMINATE REAR TABLE

- Matte Laminate RTD88: Rear Work Table - \$1,005, Specify LAW Alaska or LNB Nero Finish
- Rear table available on units that gang providing stability
- Rear table is mounted at 28.5"

### 1/2" COMPACT MATTE LAMINATE TABLET

- FFD: 1/2" Compact Matte Laminate Tablet - \$570, Specify LAW Alaska or LNB Nero Finish
- Tablet mounts left or right of center cushion

### PREMIUM FINISH OPTION (STANDARD WHITE)

- Specify rear table bracket metal finish color - \$100 per unit
- Specify tablet metal finish color - \$100 per unit
- MFS: Silver, MFB: Black

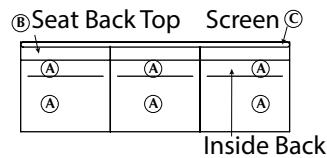
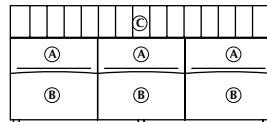
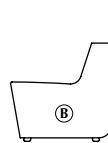
bota.

Triple Seat With Privacy Screen  
Low Back - 10.5" Privacy Screen

1 model	COM	COL	1	2	3	4	5	6	7	8	9	10	11/L1	12	13/L2
BOT0160TLC13	4865	5220	5254	5446	5638	5830	6022	6214	6406	6598	6790	6982	7174	7366	7750
W x D x H			Upholstery Requirements												
88.5 x 29.25 x 39			Fabric yds: 10.5 Leather Sq. Ft.: 189												
Arm Height: -			Carton Weight: 165												
Seat Height: 17.5															
Inside Seat Depth: 17															
Inside Seat Width: 29.5															

2 Select a finish  
[View finish details](#)

3 Combination Fabrics  
[View finish details](#)

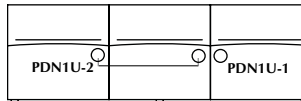


Node Power Placement Option

Table Power



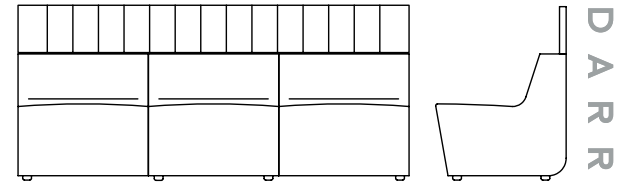
Seat Power



DARRAN is pleased to offer customers the design freedom of combination fabrics. When using fabric, vinyl or leather combinations, pricing/yardage requirements will be as follows:

- A Inside Back & Seat 3 yds
- B Lounge Exterior 6 yds
- C Privacy Screen 2.5 yds

- When combining two materials of the same grade, pricing will be specified grade + 5%
- If combining two materials of different grades or leather/fabric combination, use the highest grade/price + 5%
- If using COM or COL, pricing will be COM or COL + 5%.
- If both COM + COL are used in combination, use COL + 5%.



DARRAN™

[View statement of line](#)

Product features.

- Horizontal back provides easy ganging capabilities.
- Utilizes elastic webbing suspension that conforms to individual's lumbar curvatures for adaptive support.
- Upholstered Privacy Screen
- Upholstered screens can be specified in contrasting fabrics, vinyl, or leathers.
- All units are standard with 1" adjustable glides that allow for leveling

Options.

GANGING DEVICE

- GDEV-L: Left Facing Ganging Device - \$20
- GDEV-R: Right Facing Ganging Device - \$20
- GDEV-C: Center Ganging Device - \$40

POWER

- PDN1U-1: Node in Right Facing Seat Front; 1 Power/1 USB Charger - \$325
- PDN1U-2: Node in Left and Center Seat, Right Facing Seat Fronts; 1 power/1 USB per pod - \$650
- PDN1R-R: Node in Right Facing Rear Mount Table Top; 1 Power/1 USB Charger - \$375
- PDN2R-L- 2 Node in Left Facing Rear Mount Table Top; 1 Power/1 USB Charger - \$375
- Standard in White (Available in Silver and Black)

1/2" COMPACT MATTE LAMINATE REAR TABLE

- Matte Laminate RTD88: Rear Work Table - \$1,005, Specify LAW Alaska or LNB Nero Finish
- Rear table available on units that gang providing stability
- Rear table is mounted at 28.5"

1/2" COMPACT MATTE LAMINATE TABLE

- FFD: 1/2" Compact Matte Laminate Tablet - \$570, Specify LAW Alaska or LNB Nero Finish
- Tablet mounts left or right of center cushion

PREMIUM FINISH OPTION (STANDARD WHITE)

- Specify rear table bracket metal finish color - \$100 per unit
- Specify tablet metal finish color - \$100 per unit
- MFS: Silver, MFB: Black

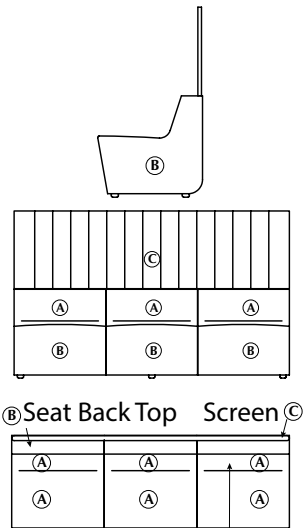
bota.

Triple Seat With Privacy Screen  
Low Back - 24.75" Privacy Screen

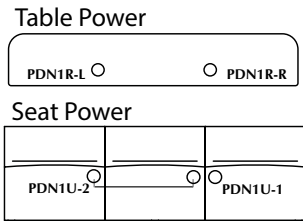
1 model	COM	COL	1	2	3	4	5	6	7	8	9	10	11/L1	12	13/L2
BOT0160TLC23	5637	6036	6118	6355	6592	6829	7066	7303	7540	7777	8014	8251	8488	8725	9199
W x D x H			Upholstery Requirements												
88.5 x 29.25 x 53.25			Fabric yds: 13 Leather Sq. Ft.: 234												
Arm Height: -			Carton Weight: 195												
Seat Height: 17.5															
Inside Seat Depth: 17															
Inside Seat Width: 29.5															

2 Select a finish  
[View finish details](#)

3 Combination Fabrics  
[View finish details](#)



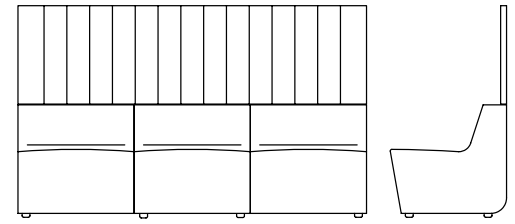
Node Power Placement Option



DARRAN is pleased to offer customers the design freedom of combination fabrics. When using fabric, vinyl or leather combinations, pricing/yardage requirements will be as follows:

- A Inside Back & Seat 3 yds
- B Lounge Exterior 6 yds
- C Privacy Screen 5 yds

- When combining two materials of the same grade, pricing will be specified grade + 5%
- If combining two materials of different grades or leather/fabric combination, use the highest grade/price + 5%
- If using COM or COL, pricing will be COM or COL + 5%.
- If both COM + COL are used in combination, use COL + 5%.



[View statement of line](#)

## Product features.

- Horizontal back provides easy ganging capabilities.
- Utilizes elastic webbing suspension that conforms to individual's lumbar curvatures for adaptive support.
- Upholstered Privacy Screen
- Upholstered screens can be specified in contrasting fabrics, vinyl, or leathers.
- All units are standard with 1" adjustable glides that allow for leveling

## Options.

### GANGING DEVICE

- GDEV-L: Left Facing Ganging Device - \$20
- GDEV-R: Right Facing Ganging Device - \$20
- GDEV-C: Center Ganging Device - \$40

### POWER

- PDN1U-1: Node in Right Facing Seat Front; 1 Power/1 USB Charger - \$325
  - PDN1U-2: Node in Left and Center Seat, Right Facing Seat Fronts; 1 power/1 USB per pod - \$650
  - PDN1R-R: Node in Right Facing Rear Mount Table Top; 1 Power/1 USB Charger - \$375
  - PDN2R-L- 2 Node in Left Facing Rear Mount Table Top; 1 Power/1 USB Charger - \$375
  - Standard in White (Available in Silver and Black)
- ### 1/2" COMPACT MATTE LAMINATE REAR TABLE
- Matte Laminate RTD88: Rear Work Table - \$1,005, Specify LAW Alaska or LNB Nero Finish
  - Rear table available on units that gang providing stability
  - Rear table is mounted at 28.5"

### 1/2" COMPACT MATTE LAMINATE TABLET

- FFD: 1/2" Compact Matte Laminate Tablet - \$570, Specify LAW Alaska or LNB Nero Finish
- Tablet mounts left or right of center cushion

### PREMIUM FINISH OPTION (STANDARD WHITE)

- Specify rear table bracket metal finish color - \$100 per unit
- Specify tablet metal finish color - \$100 per unit
- MFS: Silver, MFB: Black



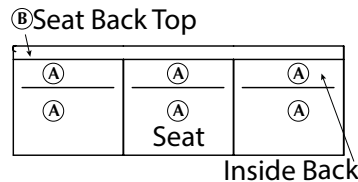
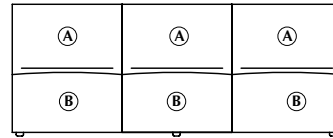
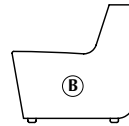
bota.

Triple Seat  
High Back

1 model	COM	COL	1	2	3	4	5	6	7	8	9	10	11/L1	12	13/L2
BOT0160THC03	4124	4414	4457	4621	4785	4949	5113	5277	5441	5605	5769	5933	6097	6261	6589
W x D x H			Upholstery Requirements												
88.5 x 29.25 x 35.5			Fabric yds: 9 Leather Sq. Ft.: 162												
Arm Height: -			Carton Weight: 143												
Seat Height: 17.5															
Inside Seat Depth: 17															
Inside Seat Width: 29.5															


2 Select a finish  
[View finish details](#)

3 Combination Fabrics  
[View finish details](#)

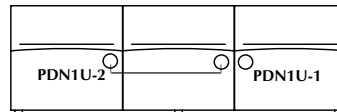


Node Power Placement Option

Table Power



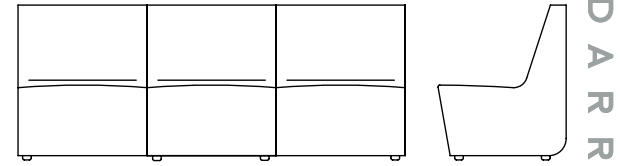
Seat Power



**DARRAN is pleased to offer customers the design freedom of combination fabrics. When using fabric, vinyl or leather combinations, pricing/yardage requirements will be as follows:**

**A Inside Back & Seat 3.5 yds**  
**B Lounge Exterior 6.5 yds**

- When combining two materials of the same grade, pricing will be specified grade + 5%
- If combining two materials of different grades or leather/fabric combination, use the highest grade/price + 5%
- If using COM or COL, pricing will be COM or COL + 5%.
- If both COM + COL are used in combination, use COL + 5%.



DARRAN™

[View statement of line](#)

Product features.

- Horizontal back provides easy ganging capabilities.
- Utilizes elastic webbing suspension that conforms to individual's lumbar curvatures for adaptive support.
- All units are standard with 1" adjustable glides that allow for leveling

Options.

**GANGING DEVICE**

- GDEV-L: Left Facing Ganging Device - \$20
- GDEV-R: Right Facing Ganging Device - \$20
- GDEV-C: Center Ganging Device - \$40

**POWER**

- PDN1U-1: Node in Right Facing Seat Front; 1 Power/1 USB Charger - \$325
- PDN1U-2: Node in Left and Center Seat, Right Facing Seat Fronts; 1 power/1 USB per pod - \$650
- PDN1R-R: Node in Right Facing Rear Mount Table Top; 1 Power/1 USB Charger - \$375
- PDN2R-L- 2 Node in Left Facing Rear Mount Table Top; 1 Power/1 USB Charger - \$375
- Standard in White (Available in Silver and Black)

**1/2" COMPACT MATTE LAMINATE REAR TABLE**

- Matte Laminate RTD88: Rear Work Table - \$1,005, Specify LAW Alaska or LNB Nero Finish
- Rear table available on units that gang providing stability
- Rear table is mounted at 35.5"

**1/2" COMPACT MATTE LAMINATE TABLET**

- FFD: 1/2" Compact Matte Laminate Tablet - \$570, Specify LAW Alaska or LNB Nero Finish
- Tablet mounts left or right of center cushion

**PREMIUM FINISH OPTION (STANDARD WHITE)**

- Specify rear table bracket metal finish color - \$100 per unit
- Specify tablet metal finish color - \$100 per unit
- MFS: Silver, MFB: Black

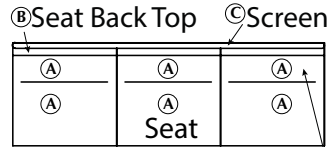
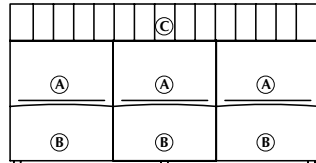
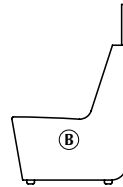
bota.

Triple Seat With Privacy Screen  
High Back - 10.5" Privacy Screen

1 model	COM	COL	1	2	3	4	5	6	7	8	9	10	11/L1	12	13/L2
BOT0160THC13	5178	5533	5604	5814	6024	6234	6444	6654	6864	7074	7284	7494	7704	7914	8334
W x D x H			Upholstery Requirements												
88.5 x 29.25 x 46			Fabric yds: 11.5 Leather Sq. Ft.: 207												
Arm Height: -			Carton Weight: 173												
Seat Height: 17.5															
Inside Seat Depth: 17															
Inside Seat Width: 29.5															

2 Select a finish  
[View finish details](#)

3 Combination Fabrics  
[View finish details](#)



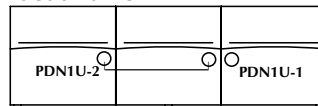
Inside Back

Node Power Placement Option

Table Power



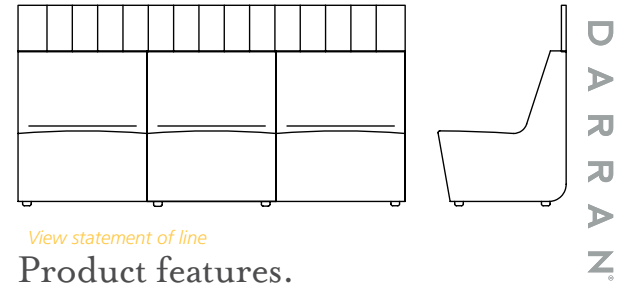
Seat Power



DARRAN is pleased to offer customers the design freedom of combination fabrics. When using fabric, vinyl or leather combinations, pricing/yardage requirements will be as follows:

- A Inside Back & Seat 3.5 yds
- B Lounge Exterior 6.5 yds
- C Privacy Screen 2.5 yds

- When combining two materials of the same grade, pricing will be specified grade + 5%
- If combining two materials of different grades or leather/fabric combination, use the highest grade/price + 5%
- If using COM or COL, pricing will be COM or COL + 5%.
- If both COM + COL are used in combination, use COL + 5%.



[View statement of line](#)

Product features.

- Horizontal back provides easy ganging capabilities.
- Utilizes elastic webbing suspension that conforms to individual's lumbar curvatures for adaptive support.
- Upholstered Privacy Screen
- Upholstered screens can be specified in contrasting fabrics, vinyl, or leathers.
- All units are standard with 1" adjustable glides that allow for leveling

Options.

GANGING DEVICE

- GDEV-L: Left Facing Ganging Device - \$20
- GDEV-R: Right Facing Ganging Device - \$20
- GDEV-C: Center Ganging Device - \$40

POWER

- PDN1U-1: Node in Right Facing Seat Front; 1 Power/1 USB Charger - \$325
- PDN1U-2: Node in Left and Center Seat, Right Facing Seat Fronts; 1 power/1 USB per pod - \$650
- PDN1R-R: Node in Right Facing Rear Mount Table Top; 1 Power/1 USB Charger - \$375
- PDN2R-L- 2 Node in Left Facing Rear Mount Table Top; 1 Power/1 USB Charger - \$375
- Standard in White (Available in Silver and Black)

1/2" COMPACT MATTE LAMINATE REAR TABLE

- Matte Laminate RTD88: Rear Work Table - \$1,005, Specify LAW Alaska or LNB Nero Finish
- Rear table available on units that gang providing stability
- Rear table is mounted at 35.5"

1/2" COMPACT MATTE LAMINATE TABLET

- FFD: 1/2" Compact Matte Laminate Tablet - \$570, Specify LAW Alaska or LNB Nero Finish
- Tablet mounts left or right of center cushion

PREMIUM FINISH OPTION (STANDARD WHITE)

- Specify rear table bracket metal finish color - \$100 per unit
- Specify tablet metal finish color - \$100 per unit
- MFS: Silver, MFB: Black

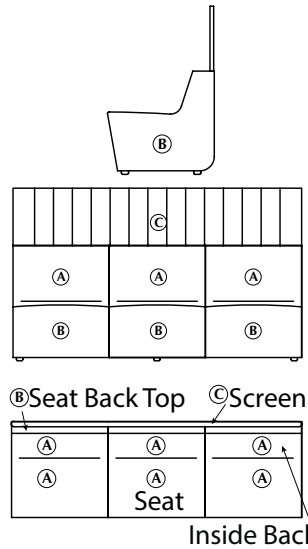
bota.

Triple Seat With Privacy Screen  
High Back - 17.5" Privacy Screen

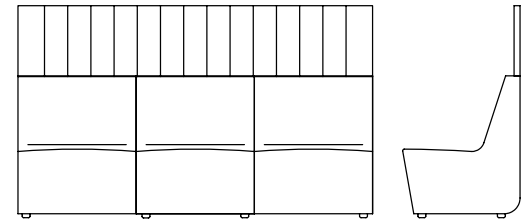
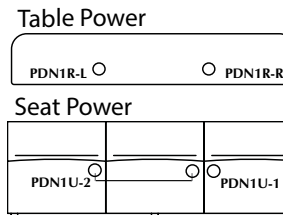
1 model	COM	COL	1	2	3	4	5	6	7	8	9	10	11/L1	12	13/L2
BOT0160THC23	5614	6013	6132	6387	6642	6897	7152	7407	7662	7917	8172	8427	8682	8937	9447
W x D x H			Upholstery Requirements												
88.5 x 29.25 x 53			Fabric yds: 14 Leather Sq. Ft.: 252												
Arm Height: -			Carton Weight: 203												
Seat Height: 17.5															
Inside Seat Depth: 17															
Inside Seat Width: 29.5															

2 Select a finish  
[View finish details](#)

3 Combination Fabrics  
[View finish details](#)



Node Power Placement Option



[View statement of line](#)

Product features.

- Horizontal back provides easy ganging capabilities.
- Utilizes elastic webbing suspension that conforms to individual's lumbar curvatures for adaptive support.
- Upholstered Privacy Screen
- Upholstered screens can be specified in contrasting fabrics, vinyl, or leathers.
- All units are standard with 1" adjustable glides that allow for leveling

Options.

**GANGING DEVICE**

- GDEV-L: Left Facing Ganging Device - \$20
- GDEV-R: Right Facing Ganging Device - \$20
- GDEV-C: Center Ganging Device - \$40

**POWER**

DARRAN is pleased to offer customers the design freedom of combination fabrics. When using fabric, vinyl or leather combinations, pricing/yardage requirements will be as follows:

- A Inside Back & Seat** 3.5 yds
- B Lounge Exterior** 6.5 yds
- C Privacy Screen** 5 yds

- When combining two materials of the same grade, pricing will be specified grade + 5%
- If combining two materials of different grades or leather/fabric combination, use the highest grade/price + 5%
- If using COM or COL, pricing will be COM or COL + 5%.
- If both COM + COL are used in combination, use COL + 5%.

- PDN1U-1: Node in Right Facing Seat Front; 1 Power/1 USB Charger - \$325
- PDN1U-2: Node in Left and Center Seat, Right Facing Seat Fronts; 1 power/1 USB per pod - \$650
- PDN1R-R: Node in Right Facing Rear Mount Table Top; 1 Power/1 USB Charger - \$375
- PDN2R-L- 2 Node in Left Facing Rear Mount Table Top; 1 Power/1 USB Charger - \$375
- Standard in White (Available in Silver and Black)

**1/2" COMPACT MATTE LAMINATE REAR TABLE**

- Matte Laminate RTD88: Rear Work Table - \$1,005, Specify LAW Alaska or LNB Nero Finish
- Rear table available on units that gang providing stability
- Rear table is mounted at 35.5"

**1/2" COMPACT MATTE LAMINATE TABLET**

- FFTD: 1/2" Compact Matte Laminate Tablet - \$570, Specify LAW Alaska or LNB Nero Finish
- Tablet mounts left or right of center cushion

**PREMIUM FINISH OPTION (STANDARD WHITE)**

- Specify rear table bracket metal finish color - \$100 per unit
- Specify tablet metal finish color - \$100 per unit
- MFS: Silver, MFB: Black

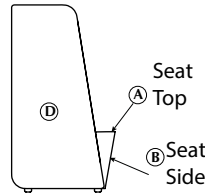
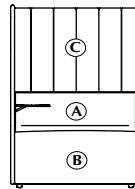
bota.

Shell - Single Seat  
 Low Back - Side Screens & Privacy Screen

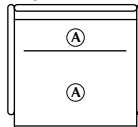
1 model	COM	COL	1	2	3	4	5	6	7	8	9	10	11/L1	12	13/L2
BOT0160SLN01	3756	3898	3978	4087	4196	4305	4414	4523	4632	4741	4850	4959	5068	5177	5395
W x D x H 32.75 x 29.25 x 53 Arm Height: - Seat Height: 17.5 Inside Seat Depth: 17 Inside Seat Width: 29.5			Upholstery Requirements Fabric yds: 6 Leather Sq. Ft.: 108 Carton Weight: 110												

2 Select a finish  
 View finish details

3 Combination Fabrics  
 View finish details



Top View



Node Power Placement Option

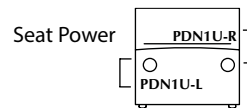
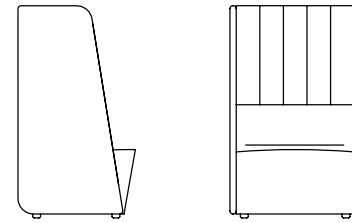


Table Power NA

DARRAN is pleased to offer customers the design freedom of combination fabrics. When using fabric, vinyl or leather combinations, pricing/yardage requirements will be as follows:

- A Inside Back & Seat** 1.5 yds
- B Lounge Exterior** 3 yds
- C Privacy Screen Interior** 1 yds
- D Side Screens, Lounge Exterior, Privacy Screens** 5 yds

- When combining two materials of the same grade, pricing will be specified grade + 5%
- If combining two materials of different grades or leather/fabric combination, use the highest grade/price + 5%
- If using COM or COL, pricing will be COM or COL + 5%.
- If both COM + COL are used in combination, use COL + 5%.



View statement of line

Product features.

- Screens are constructed from tubular metal that is welded to maximize the strength, precise measurements and overall longevity.
- Horizontal back provides easy ganging capabilities.
- Utilizes elastic webbing suspension that conforms to individual's lumbar curvatures for adaptive support.
- Upholstered screens can be specified in contrasting fabrics, vinyl, or leathers.
- All units are standard with 1" adjustable glides that allow for leveling

NOTES

- Please consult customer service when specifying a table other than Bota to ensure adequacy of seat access

Options.

DELETE SIDE SCREEN

- Delete Left Screen
  - DLSG: Delete Left Side Screen for Ganging - Deduct \$500 (Ganging Hardware Installed)
  - DLSN: Delete Left Side Screen for Non-Ganging - Deduct \$475 (Ganging Hardware Not Installed)
- Delete Right Screen
  - DRSG: Delete Right Side Screen for Ganging - Deduct \$500 (Ganging Hardware Installed)
  - DRSN: Delete Right Side Screen for Non-Ganging - Deduct \$475 (Ganging Hardware Not Installed)

POWER

- PDN1U-L: Node in Left Facing Seat Front; 1 Power/1 USB Charger - \$325
- PDN1U-R: Node in Right Facing Seat Front; 1 Power/1 USB Charger - \$325
- PDN1U-B: Node in Both Left and Right Facing Seat Front; 1 Power/1 USB Charger per pod - \$650
- Standard in White (Available in Silver and Black)

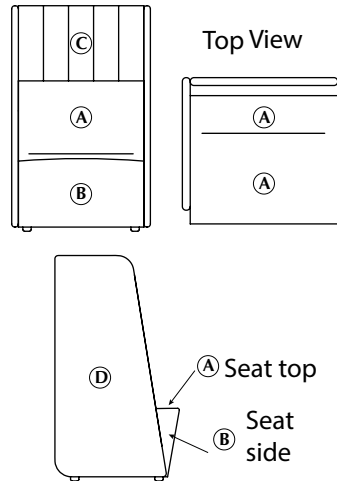
bota.

Shell - Single Seat  
High Back - Side Screens & Privacy Screen

1 model	COM	COL	1	2	3	4	5	6	7	8	9	10	11/L1	12	13/L2
BOT0160SHN01	3771	4018	4030	4158	4286	4414	4542	4670	4798	4926	5054	5182	5310	5438	5694
W x D x H			Upholstery Requirements												
32.75 x 29.25 x 53			Fabric yds: 7 Leather Sq. Ft.: 126												
Arm Height: -			Carton Weight: 115												
Seat Height: 17.5															
Inside Seat Depth: 17															
Inside Seat Width: 29.5															

2 Select a finish  
[View finish details](#)

3 Combination Fabrics  
[View finish details](#)



Node Power Placement Option

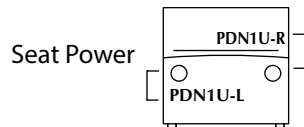
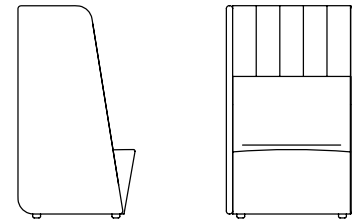


Table Power NA

DARRAN is pleased to offer customers the design freedom of combination fabrics. When using fabric, vinyl or leather combinations, pricing/yardage requirements will be as follows:

- A Inside Back & Seat 1.5 yds
- B Lounge Exterior 3 yds
- C Privacy Screen 0.75 yds
- D Side Screens, Lounge Exterior, Privacy Screens 5 yds

- When combining two materials of the same grade, pricing will be specified grade + 5%
- If combining two materials of different grades or leather/fabric combination, use the highest grade/price + 5%
- If using COM or COL, pricing will be COM or COL + 5%.
- If both COM + COL are used in combination, use COL + 5%.



[View statement of line](#)

Product features.

- Screens are constructed from tubular metal that is welded to maximize the strength, precise measurements and overall longevity.
- Horizontal back provides easy ganging capabilities.
- Utilizes elastic webbing suspension that conforms to individual's lumbar curvatures for adaptive support.
- Upholstered screens can be specified in contrasting fabrics, vinyl, or leathers.
- All units are standard with 1" adjustable glides that allow for leveling

NOTES

- Please consult customer service when specifying a table other than Bota to ensure adequacy of seat access

Options.

**DELETE SIDE SCREEN**

- Delete Left Screen
  - DLSG: Delete Left Side Screen for Ganging - Deduct \$500 (Ganging Hardware Installed)
  - DLSN: Delete Left Side Screen for Non-Ganging - Deduct \$475 (Ganging Hardware Not Installed)
- Delete Right Screen
  - DRSG: Delete Right Side Screen for Ganging - Deduct \$500 (Ganging Hardware Installed)
  - DRSN: Delete Right Side Screen for Non-Ganging - Deduct \$475 (Ganging Hardware Not Installed)

**POWER**

- PDN1U-L: Node in Left Facing Seat Front; 1 Power/1 USB Charger - \$325
- PDN1U-R: Node in Right Facing Seat Front; 1 Power/1 USB Charger - \$325
- PDN1U-B: Node in Both Left and Right Facing Seat Front; 1 Power/1 USB Charger per pod - \$650
- Standard in White (Available in Silver and Black)

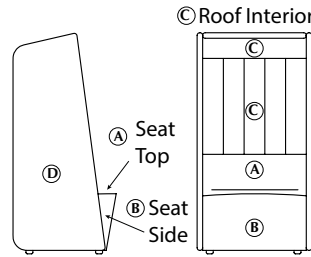
bota.

Shell - Single Seat  
 Low Back - Side Screens, Privacy Screen & Roof

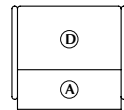
1 model	COM	COL	1	2	3	4	5	6	7	8	9	10	11/L1	12	13/L2
BOT0160SLR01	4612	4910	4871	4999	5127	5255	5383	5511	5639	5767	5895	6023	6151	6279	6535
W x D x H			Upholstery Requirements												
32.75 x 29.25 x 63			Fabric yds: 7 Leather Sq. Ft.: 126												
Arm Height: -			Carton Weight: 131												
Seat Height: 17.5															
Inside Seat Depth: 17															
Inside Seat Width: 29.5															

2 Select a finish  
[View finish details](#)

3 Combination Fabrics  
[View finish details](#)



© Roof Interior



Node Power Placement Option

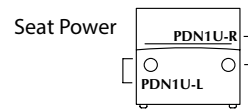
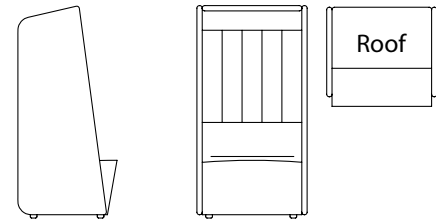


Table Power NA



[View statement of line](#)

## Product features.

- Screens are constructed from tubular metal that is welded to maximize the strength, precise measurements and overall longevity.
- Horizontal back provides easy ganging capabilities.
- Utilizes elastic webbing suspension that conforms to individual's lumbar curvatures for adaptive support.
- Upholstered screens & roof can be specified in contrasting fabrics, vinyl, or leathers.
- All units are standard with 1" adjustable glides that allow for leveling

### NOTES

- Please consult customer service when specifying a table other than Bota to ensure adequacy of seat access

## Options.

### POWER

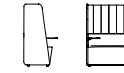
- PDN1U-L: Node in Left Facing Seat Front; 1 Power/1 USB Charger - \$325
- PDN1U-R: Node in Right Facing Seat Front; 1 Power/1 USB Charger - \$325
- PDN1U-B: Node in Both Left and Right Facing Seat Front; 1 Power/1 USB Charger per pod - \$650
- Standard in White (Available in Silver and Black)

**DARRAN is pleased to offer customers the design freedom of combination fabrics. When using fabric, vinyl or leather combinations, pricing/yardage requirements will be as follows:**

- A Inside Back & Seat 1.5 yds**
- B Lounge Exterior 3 yds**
- C Privacy Screen & Roof Interior 2 yds**
- D Side Screens, Lounge Exterior, Roof Exterior 6 yds**

- When combining two materials of the same grade, pricing will be specified grade + 5%
- If combining two materials of different grades or leather/fabric combination, use the highest grade/price + 5%
- If using COM or COL, pricing will be COM or COL + 5%.
- If both COM + COL are used in combination, use COL + 5%.

Work Shell  
Single - Seat



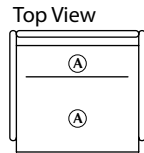
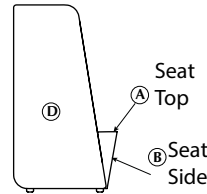
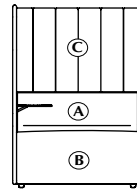
1 model	COM	COL	1	2	3	4	5	6	7	8	9	10	11/L1	12	13/L2
BOT0160SLW01	5146	5398	5405	5533	5661	5789	5917	6045	6173	6301	6429	6557	6685	6813	7069
W x D x H 38.75 x 29.25 x 53			Upholstery Requirements												
Arm Height: -			Fabric yds: 7 Leather Sq. Ft.: 126												
Seat Height: 17.5			Carton Weight: 130												
Inside Seat Depth: 17															
Inside Seat Width: 35															

2 Select a finish  
[View finish details](#)

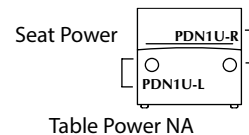
- WLA
- WEC
- WAM
- WCM
- WWM
- WGW
- WBW
- WSW
- WNW
- WWP

Metal finish  
MFB Black. Additional metal finishes are available, see options.

3 Combination Fabrics  
[View finish details](#)



Node Power Placement Option



**DARRAN is pleased to offer customers the design freedom of combination fabrics. When using fabric, vinyl or leather combinations, pricing/yardage requirements will be as follows:**

- A Inside Back & Seat** 3.5 yds
- B Lounge Exterior** 5 yds
- C Privacy Screen Interior** 3 yds
- D Side Screens, Lounge Exterior, Privacy Screens** 5 yds

- When combining two materials of the same grade, pricing will be specified grade + 5%
- If combining two materials of different grades or leather/fabric combination, use the highest grade/price + 5%
- If using COM or COL, pricing will be COM or COL + 5%.
- If both COM + COL are used in combination, use COL + 5%.

[View statement of line](#)

Product features.

- Screens are constructed from tubular metal that is welded to maximize the strength, precise measurements and overall longevity.
- Horizontal back provides easy ganging capabilities.
- Utilizes elastic webbing suspension that conforms to individual's lumbar curvatures for adaptive support.
- Upholstered screens can be specified in contrasting fabrics, vinyl, or leathers.
- All units are standard with 1" adjustable glides that allow for leveling
- Adjustable work side table on left facing side
- Specify side table finish color
- Height of work side table is 26"
- Size of work side table 14.75W x 16D

NOTES

- Please consult customer service when specifying a table other than Bota to ensure adequacy of seat access

Options.

**DELETE SIDE SCREEN**

- Delete Right Screen
- DRSG: Delete Right Side Screen for Ganging - Deduct \$500 (Ganging Hardware Installed)
- DRSN: Delete Right Side Screen for Non-Ganging - Deduct \$475 (Ganging Hardware Not Installed)

**POWER**

- PDN1U-L: Node in Left Facing Seat Front; 1 Power/1 USB Charger - \$325
- PDN1U-R: Node in Right Facing Seat Front; 1 Power/1 USB Charger - \$325
- PDN1U-B: Node in Both Left and Right Facing Seat Front; 1 Power/1 USB Charger per pod - \$650
- Standard in White (Available in Silver and Black)

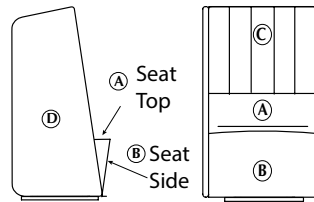
bota.

Shell - Single Seat  
Low Back - Swivel Base

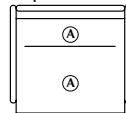
1 model	COM	COL	1	2	3	4	5	6	7	8	9	10	11/L1	12	13/L2
BOT0160SL501	5075	5327	5297	5406	5515	5624	5733	5842	5951	6060	6169	6278	6387	6496	6714
W x D x H 33.75 x 29.25 x 53 Arm Height: - Seat Height: 17.5 Inside Seat Depth: 17 Inside Seat Width: 29.5			Upholstery Requirements Fabric yds: 6 Leather Sq. Ft.: 108 Carton Weight: 160												

2 Select a finish  
[View finish details](#)  
N/A

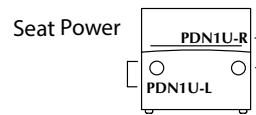
3 Combination Fabrics  
[View finish details](#)



Top View

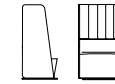


Node Power Placement Option



Seat Power

Table Power NA



[View statement of line](#)

Product features.

- Screens are constructed from tubular metal that is welded to maximize the strength, precise measurements and overall longevity.
- Horizontal back provides easy ganging capabilities.
- Utilizes elastic webbing suspension that conforms to individual's lumbar curvatures for adaptive support.
- Upholstered screens can be specified in contrasting fabrics, vinyl, or leathers.
- Swivel base

NOTES

- Please consult customer service when specifying a table other than Bota to ensure adequacy of seat access

POWER

- PDN1U-L: Node in Left Facing Seat Front; 1 Power/1 USB Charger - \$325
- PDN1U-R: Node in Right Facing Seat Front; 1 Power/1 USB Charger - \$325
- PDN1U-B: Node in Both Left and Right Facing Seat Front; 1 Power/1 USB Charger per pod - \$650
- Standard in White (Available in Silver and Black)

**DARRAN is pleased to offer customers the design freedom of combination fabrics. When using fabric, vinyl or leather combinations, pricing/yardage requirements will be as follows:**

- A Inside Back & Seat** 1.5 yds
- B Lounge Exterior** 3 yds
- C Privacy Screen Interior** 1 yds
- D Side Screens, Lounge Exterior, Privacy Screens** 5 yds

- When combining two materials of the same grade, pricing will be specified grade + 5%
- If combining two materials of different grades or leather/fabric combination, use the highest grade/price + 5%
- If using COM or COL, pricing will be COM or COL + 5%.
- If both COM + COL are used in combination, use COL + 5%.



bota.

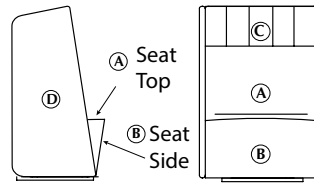
Shell - Single Seat  
High Back - Swivel Base



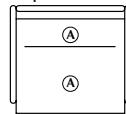
1 model	COM	COL	1	2	3	4	5	6	7	8	9	10	11/L1	12	13/L2
BOT0160SHS01	5090	5337	5349	5477	5605	5733	5861	5989	6117	6245	6373	6501	6629	6757	7013
W x D x H 33.75 x 29.25 x 53 Arm Height: - Seat Height: 17.5 Inside Seat Depth: 17 Inside Seat Width: 29.5			Upholstery Requirements Fabric yds: 7 Leather Sq. Ft.: 126 Carton Weight: 165												

2 Select a finish  
[View finish details](#)  
N/A

3 Combination Fabrics  
[View finish details](#)



Top View



Node Power Placement Option

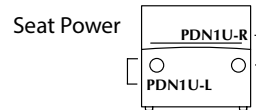


Table Power NA

**DARRAN is pleased to offer customers the design freedom of combination fabrics. When using fabric, vinyl or leather combinations, pricing/yardage requirements will be as follows:**

- A Inside Back & Seat** 1.5 yds
- B Lounge Exterior** 3 yds
- C Privacy Screen Interior** 1 yds
- D Side Screens, Lounge Exterior, Privacy Screens** 5 yds

- When combining two materials of the same grade, pricing will be specified grade + 5%
- If combining two materials of different grades or leather/fabric combination, use the highest grade/price + 5%
- If using COM or COL, pricing will be COM or COL + 5%.
- If both COM + COL are used in combination, use COL + 5%.

[View statement of line](#)

**Product features.**

- Screens are constructed from tubular metal that is welded to maximize the strength, precise measurements and overall longevity.
- Horizontal back provides easy ganging capabilities.
- Utilizes elastic webbing suspension that conforms to individual's lumbar curvatures for adaptive support.
- Upholstered screens can be specified in contrasting fabrics, vinyl, or leathers.
- Swivel base

**NOTES**

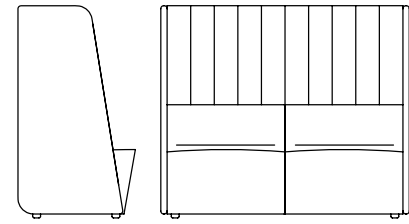
- Please consult customer service when specifying a table other than Bota to ensure adequacy of seat access

**POWER**

- PDN1U-L: Node in Left Facing Seat Front; 1 Power/1 USB Charger - \$325
- PDN1U-R: Node in Right Facing Seat Front; 1 Power/1 USB Charger - \$325
- PDN1U-B: Node in Both Left and Right Facing Seat Front; 1 Power/1 USB Charger per pod - \$650
- Standard in White (Available in Silver and Black)

bota.

Shell - Double Seat  
 Low Back - Side Screens & Privacy Screen

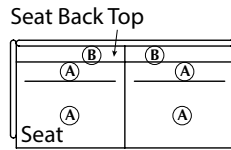
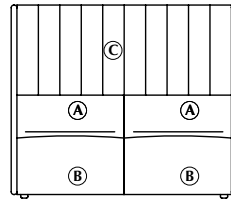
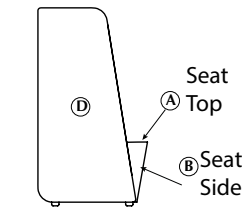


View statement of line

1 model	COM	COL	1	2	3	4	5	6	7	8	9	10	11/L1	12	13/L2
BOT0160DLN02	5057	5426	5501	5720	5939	6158	6377	6596	6815	7034	7253	7472	7691	7910	8348
W x D x H			Upholstery Requirements												
62 x 29.25 x 53			Fabric yds: 12 Leather Sq. Ft.: 216												
Arm Height: -			Carton Weight: 170												
Seat Height: 17.5															
Inside Seat Depth: 17															
Inside Seat Width: 29.5															

2 Select a finish  
 View finish details

3 Combination Fabrics  
 View finish details



Node Power Placement Option

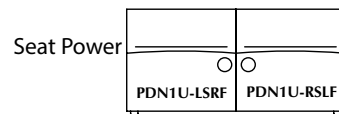


Table Power NA

DARRAN is pleased to offer customers the design freedom of combination fabrics. When using fabric, vinyl or leather combinations, pricing/yardage requirements will be as follows:

- A Inside Back & Seat 2 yds
- B Lounge Exterior 4 yds
- C Privacy Screen 2 yds
- D Side Screens, Lounge Exterior, Privacy Screens 6 yds

- When combining two materials of the same grade, pricing will be specified grade + 5%
- If combining two materials of different grades or leather/fabric combination, use the highest grade/price + 5%
- If using COM or COL, pricing will be COM or COL + 5%.
- If both COM + COL are used in combination, use COL + 5%.

Product features.

- Screens are constructed from tubular metal that is welded to maximize the strength, precise measurements and overall longevity.
- Horizontal back provides easy ganging capabilities.
- Utilizes elastic webbing suspension that conforms to individual's lumbar curvatures for adaptive support.
- Upholstered screens can be specified in contrasting fabrics, vinyl, or leathers.
- All units are standard with 1" adjustable glides that allow for leveling

NOTES

- Please consult customer service when specifying a table other than Bota to ensure adequacy of seat access
- When delete side screen option is specified, ganging brackets are installed on the lounge side. If the unit will be open specify the delete screen non-ganging option. Non-ganging option will not have side mounted ganging brackets

Options.

DELETE SIDE SCREEN

- Delete Left Screen
  - DLSG: Delete Left Side Screen for Ganging - Deduct \$500 (Ganging Hardware Installed)
  - DLSN: Delete Left Side Screen for Non-Ganging - Deduct \$475 (Ganging Hardware Not Installed)
- Delete Right Screen
  - DRSG: Delete Right Side Screen for Ganging - Deduct \$500 (Ganging Hardware Installed)
  - DRSN: Delete Right Side Screen for Non-Ganging - Deduct \$475 (Ganging Hardware Not Installed)

POWER

- PDN1U-LSRF: Node in Left Seat Right Facing Seat Front; 1 Power/1 USB Charger - \$325
- PDN1U-RSLF: Node in Right Seat Left Facing Seat Front; 1 Power/1 USB Charger - \$325
- PDN1U-BC: Node in Both Left and Right Facing Center Seat Front; 1 Power/1 USB Charger per pod - \$650
- Standard in White (Available in Silver and Black)

1/2" COMPACT MATTE LAMINATE TABLET

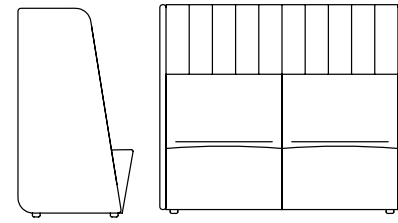
- FFD: 1/2" Compact Matte Laminate Tablet - \$570, Specify LAW Alaska or LNB Nero Finish
- Tablet is center mount only

PREMIUM FINISH OPTION (STANDARD WHITE)

- Specify rear table bracket metal finish color - \$100 per unit
- Specify tablet metal finish color - \$100 per unit
- MFS: Silver, MFB: Black

bota.

Shell - Double Seat  
High Back - Side Screens & Privacy Screen



[View statement of line](#)

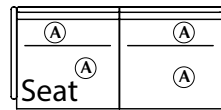
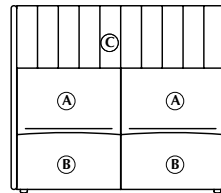
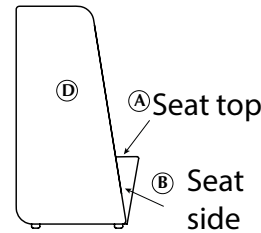
## Product features.

- Screens are constructed from tubular metal that is welded to maximize the strength, precise measurements and overall longevity.
- Horizontal back provides easy ganging capabilities.
- Utilizes elastic webbing suspension that conforms to individual's lumbar curvatures for adaptive support.
- Upholstered screens can be specified in contrasting fabrics, vinyl, or leathers.
- All units are standard with 1" adjustable glides that allow for leveling

1 model	COM	COL	1	2	3	4	5	6	7	8	9	10	11/L1	12	13/L2
BOT0160DHN02	5071	5426	5552	5789	6026	6263	6500	6737	6974	7211	7448	7685	7922	8159	8633
W x D x H			Upholstery Requirements												
62 x 29.25 x 53			Fabric yds: 13 Leather Sq. Ft.: 234												
Arm Height: -			Carton Weight: 175												
Seat Height: 17.5															
Inside Seat Depth: 17															
Inside Seat Width: 29.5															

2 Select a finish  
[View finish details](#)

3 Combination Fabrics  
[View finish details](#)



DARRAN is pleased to offer customers the design freedom of combination fabrics. When using fabric, vinyl or leather combinations, pricing/yardage requirements will be as follows:

- A Inside Back & Seat 2 yds
- B Lounge Exterior 5 yds
- C Privacy Screen 2 yds
- D Side Screens, Lounge Exterior, Privacy Screens 6 yds

- When combining two materials of the same grade, pricing will be specified grade + 5%
- If combining two materials of different grades or leather/fabric combination, use the highest grade/price + 5%
- If using COM or COL, pricing will be COM or COL + 5%.
- If both COM + COL are used in combination, use COL + 5%.

### Node Power Placement Option

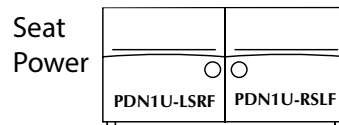


Table Power NA

### NOTES

- Please consult customer service when specifying a table other than Bota to ensure adequacy of seat access
- When delete side screen option is specified, ganging brackets are installed on the lounge side. If the unit will be open specify the delete screen non-ganging option. Non-ganging option will not have side mounted ganging brackets

## Options.

### DELETE SIDE SCREEN

Delete Left Screen

- DLSG: Delete Left Side Screen for Ganging - Deduct \$500 (Ganging Hardware Installed)
- DLSN: Delete Left Side Screen for Non-Ganging - Deduct \$475 (Ganging Hardware Not Installed)

Delete Right Screen

- DRSG: Delete Right Side Screen for Ganging - Deduct \$500 (Ganging Hardware Installed)
- DRSN: Delete Right Side Screen for Non-Ganging - Deduct \$475 (Ganging Hardware Not Installed)

### POWER

- PDN1U-LSRF: Node in Left Seat Right Facing Seat Front; 1 Power/1 USB Charger - \$325
- PDN1U-RSLF: Node in Right Seat Left Facing Seat Front; 1 Power/1 USB Charger - \$325
- PDN1U-BC: Node in Both Left and Right Facing Center Seat Front; 1 Power/1 USB Charger per pod - \$650
- Standard in White (Available in Silver and Black)

### 1/2" COMPACT MATTE LAMINATE TABLET

- FFD: 1/2" Compact Matte Laminate Tablet - \$570, Specify LAW Alaska or LNB Nero Finish
- Tablet is center mount only

### PREMIUM FINISH OPTION (STANDARD WHITE)

- Specify rear table bracket metal finish color - \$100 per unit
- Specify tablet metal finish color - \$100 per unit
- MFS: Silver, MFB: Black

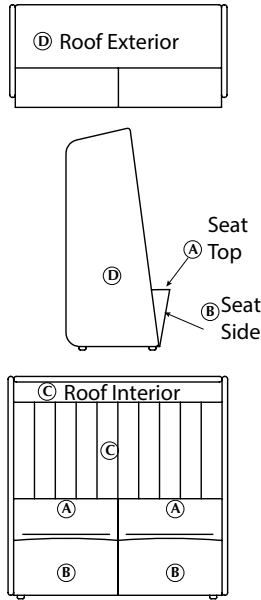
bota.

Shell - Double Seat  
 Low Back - Side Screens, Privacy Screen & Roof

1 model	COM	COL	1	2	3	4	5	6	7	8	9	10	11/L1	12	13/L2
BOT0160DLR02	6246	6679	6838	7130	7422	7714	8006	8298	8590	8882	9174	9466	9758	10050	10634
W x D x H			Upholstery Requirements												
62 x 29.25 x 63			Fabric yds: 16 Leather Sq. Ft.: 288												
Arm Height: -			Carton Weight: 185												
Seat Height: 17.5															
Inside Seat Depth: 17															
Inside Seat Width: 29.5															

2 Select a finish  
[View finish details](#)

3 Combination Fabrics  
[View finish details](#)



Node Power Placement Option


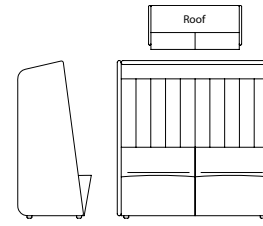


Table Power NA



[View statement of line](#)

## Product features.

- Screens are constructed from tubular metal that is welded to maximize the strength, precise measurements and overall longevity.
- Horizontal back provides easy ganging capabilities.
- Utilizes elastic webbing suspension that conforms to individual's lumbar curvatures for adaptive support.
- Upholstered screens & roof can be specified in contrasting fabrics, vinyl, or leathers.
- All units are standard with 1" adjustable glides that allow for leveling

### NOTES

- Please consult customer service when specifying a table other than Bota to ensure adequacy of seat access

## Options.

### POWER

- PDN1U-LSRF: Node in Left Seat Right Facing Seat Front; 1 Power/1 USB Charger - \$325
- PDN1U-RSLF: Node in Right Seat Left Facing Seat Front; 1 Power/1 USB Charger - \$325
- PDN1U-BC: Node in Both Left and Right Facing Center Seat Front; 1 Power/1 USB Charger per pod - \$650
- Standard in White (Available in Silver and Black)

### 1/2" COMPACT MATTE LAMINATE TABLET

- FFD: 1/2" Compact Matte Laminate Tablet - \$570, Specify LAW Alaska or LNB Nero Finish
- Tablet is center mount only

### PREMIUM FINISH OPTION (STANDARD WHITE)

- Specify rear table bracket metal finish color - \$100 per unit
- Specify tablet metal finish color - \$100 per unit
- MFS: Silver, MFB: Black

DARRAN is pleased to offer customers the design freedom of combination fabrics. When using fabric, vinyl or leather combinations, pricing/yardage requirements will be as follows:

- A Inside Back & Seat 2 yds**
- B Lounge Exterior 4 yds**
- C Privacy Screen & Roof Interior 4 yds**
- D Side Screens, Lounge Exterior, Roof Exterior 8 yds**

- When combining two materials of the same grade, pricing will be specified grade + 5%
- If combining two materials of different grades or leather/fabric combination, use the highest grade/price + 5%
- If using COM or COL, pricing will be COM or COL + 5%.
- If both COM + COL are used in combination, use COL + 5%.

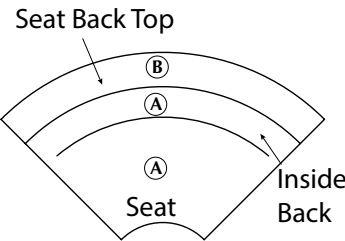
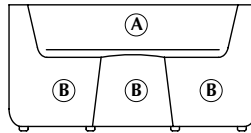
bota.

90 Deg. Circler - Single Seat Low Back  
 90 Degree Back Inside Radius - Low Back

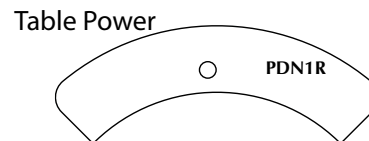
1 model	COM	COL	1	2	3	4	5	6	7	8	9	10	11/L1	12	13/L2
BOT0160LCS90	2439	2607	2661	2770	2879	2988	3097	3206	3315	3424	3533	3642	3751	3860	4078
W x D x H			Upholstery Requirements												
55.75 x 28.5 x 28.25			Fabric yds: 6 Leather Sq. Ft.: 108												
Arm Height: -			Carton Weight: 55												
Seat Height: 17.5															
Inside Seat Depth: 17															
Inside Seat Width: 29.5															

2 Select a finish  
[View finish details](#)

3 Combination Fabrics  
[View finish details](#)



Node Power Placement Option

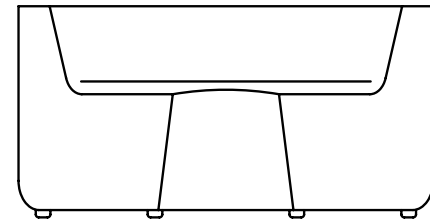


Seat Power N/A

**DARRAN is pleased to offer customers the design freedom of combination fabrics. When using fabric, vinyl or leather combinations, pricing/yardage requirements will be as follows:**

**A Inside Back & Seat 2 yds**  
**B Lounge Exterior 6 yds**

- When combining two materials of the same grade, pricing will be specified grade + 5%
- If combining two materials of different grades or leather/fabric combination, use the highest grade/price + 5%
- If using COM or COL, pricing will be COM or COL + 5%.
- If both COM + COL are used in combination, use COL + 5%.



[View statement of line](#)

## Product features.

- Horizontal back provides easy ganging capabilities.
- Utilizes elastic webbing suspension that conforms to individual's lumbar curvatures for adaptive support.
- All units are standard with 1" adjustable glides that allow for leveling

## Options.

### GANGING DEVICE

- GDEV-L: Left Facing Ganging Device - \$20
- GDEV-R: Right Facing Ganging Device - \$20
- GDEV-C: Center Ganging Device - \$40

### POWER

- PDN1R- Node in Rear Mount Table Top; 1 Power/1 USB Charger - \$375
- Standard in White (Available in Silver and Black)

### 1/2" COMPACT MATTE LAMINATE REAR TABLE

- Matte Laminate RTD55: Rear Work Table - \$1,305, Specify LAW Alaska or LNB Nero Finish
- Rear table available on units that gang providing stability
- Rear table is mounted at 28.5"

### PREMIUM FINISH OPTION (STANDARD WHITE)

- Specify rear table bracket metal finish color - \$100 per unit
- MFS: Silver, MFB: Black

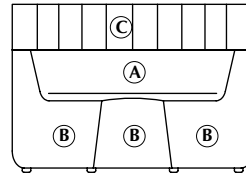
bota.

90 Deg. Circllet - Single Seat Low Back With Privacy Screen  
 90 Degree Back Inside Radius - Low Back - 10.5" Privacy Screen

1 model	COM	COL	1	2	3	4	5	6	7	8	9	10	11/L1	12	13/L2
BOT0160LCL90	3265	3474	3561	3707	3853	3999	4145	4291	4437	4583	4729	4875	5021	5167	5459
W x D x H			Upholstery Requirements												
55.75 x 28.5 x 39			Fabric yds: 8 Leather Sq. Ft.: 144												
Arm Height: -			Carton Weight: 65												
Seat Height: 17.5															
Inside Seat Depth: 17															
Inside Seat Width: 29.5															

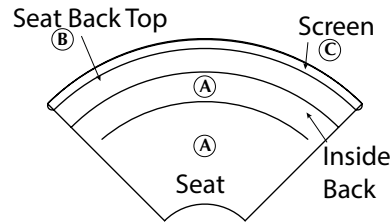
2 Select a finish  
[View finish details](#)

3 Combination Fabrics  
[View finish details](#)



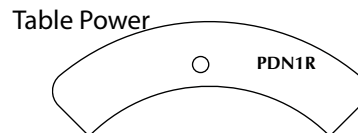
**DARRAN is pleased to offer customers the design freedom of combination fabrics. When using fabric, vinyl or leather combinations, pricing/yardage requirements will be as follows:**

- A Inside Back & Seat** 2 yds
- B Lounge Exterior** 6 yds
- C Privacy Screen** 2.5 yds

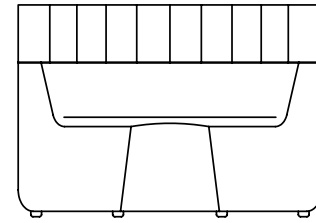


- When combining two materials of the same grade, pricing will be specified grade + 5%
- If combining two materials of different grades or leather/fabric combination, use the highest grade/price + 5%
- If using COM or COL, pricing will be COM or COL + 5%.
- If both COM + COL are used in combination, use COL + 5%.

Node Power Placement Option



Seat Power N/A



[View statement of line](#)

## Product features.

- Upholstered screens can be specified in contrasting fabrics, vinyl, or leathers.
- All units are standard with 1" adjustable glides that allow for leveling

## Options.

### GANGING DEVICE

- GDEV-L: Left Facing Ganging Device - \$20
- GDEV-R: Right Facing Ganging Device - \$20
- GDEV-C: Center Ganging Device - \$40

### POWER

- PDN1R- Node in Rear Mount Table Top; 1 Power/1 USB Charger - \$375
- Standard in White (Available in Silver and Black)

### 1/2" COMPACT MATTE LAMINATE REAR TABLE

- Matte Laminate RTD55: Rear Work Table - \$1,305, Specify LAW Alaska or LNB Nero Finish
- Rear table available on units that gang providing stability
- Rear table is mounted at 28.5"

### PREMIUM FINISH OPTION (STANDARD WHITE)

- Specify rear table bracket metal finish color - \$100 per unit
- MFS: Silver, MFB: Black

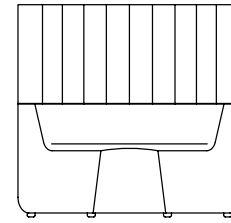
bota.

90 Deg. Circlet - Single Seat Low Back With Privacy Screen  
 90 Degree Back Inside Radius - Low Back - 24.75" Privacy Screen

1 model	COM	COL	1	2	3	4	5	6	7	8	9	10	11/L1	12	13/L2
BOT0160LCH90	3760	4024	4130	4312	4494	4676	4858	5040	5222	5404	5586	5768	5950	6132	6496
W x D x H			Upholstery Requirements												
55.75 x 28.5 x 53.25			Fabric yds: 10 Leather Sq. Ft.: 180												
Arm Height: -			Carton Weight: 70												
Seat Height: 17.5															
Inside Seat Depth: 17															
Inside Seat Width: 29.5															

2 Select a finish  
[View finish details](#)

3 Combination Fabrics  
[View finish details](#)



[View statement of line](#)

### Product features.

- Horizontal back provides easy ganging capabilities.
- Utilizes elastic webbing suspension that conforms to individual's lumbar curvatures for adaptive support.
- Upholstered Privacy Screen
- Upholstered screens can be specified in contrasting fabrics, vinyl, or leathers.
- All units are standard with 1" adjustable glides that allow for leveling

### Options.

#### GANGING DEVICE

- GDEV-L: Left Facing Ganging Device - \$20
- GDEV-R: Right Facing Ganging Device - \$20
- GDEV-C: Center Ganging Device - \$40

#### POWER

- PDN1R- Node in Rear Mount Table Top; 1 Power/1 USB Charger - \$375
- Standard in White (Available in Silver and Black)

#### 1/2" COMPACT MATTE LAMINATE REAR TABLE

- Matte Laminate RTD55: Rear Work Table - \$1,305, Specify LAW Alaska or LNB Nero Finish
- Rear table available on units that gang providing stability
- Rear table is mounted at 28.5"

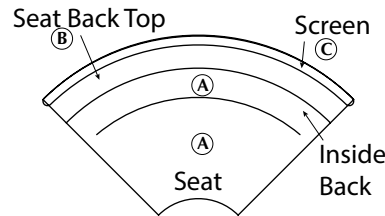
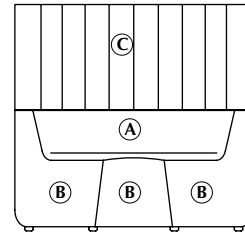
#### PREMIUM FINISH OPTION (STANDARD WHITE)

- Specify rear table bracket metal finish color - \$100 per unit
- MFS: Silver, MFB: Black

DARRAN is pleased to offer customers the design freedom of combination fabrics. When using fabric, vinyl or leather combinations, pricing/yardage requirements will be as follows:

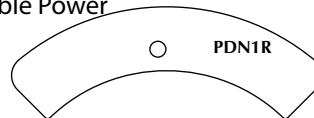
- A** Inside Back & Seat 2 yds
- B** Lounge Exterior 6 yds
- C** Privacy Screen 5 yds

- When combining two materials of the same grade, pricing will be specified grade + 5%
- If combining two materials of different grades or leather/fabric combination, use the highest grade/price + 5%
- If using COM or COL, pricing will be COM or COL + 5%.
- If both COM + COL are used in combination, use COL + 5%.



#### Node Power Placement Option

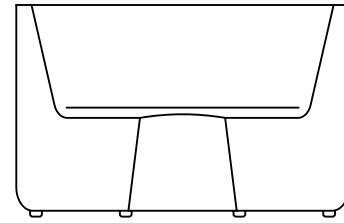
#### Table Power



Seat Power N/A

bota.

90 Deg. Circler - Single Seat High Back  
 90 Degree Back Inside Radius - High Back



[View statement of line](#)

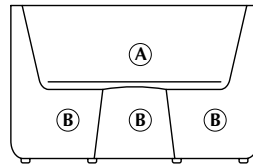
### Product features.

- Horizontal back provides easy ganging capabilities.
- Utilizes elastic webbing suspension that conforms to individual's lumbar curvatures for adaptive support.
- All units are standard with 1" adjustable glides that allow for leveling

1 model	COM	COL	1	2	3	4	5	6	7	8	9	10	11/L1	12	13/L2
BOT0160HCS90	2810	2985	3051	3170	3289	3408	3527	3646	3765	3884	4003	4122	4241	4360	4598
W x D x H			Upholstery Requirements												
55.75 x 28.5 x 35.5			Fabric yds: 6.5 Leather Sq. Ft.: 117												
Arm Height: -			Carton Weight: 60												
Seat Height: 17.5															
Inside Seat Depth: 17															
Inside Seat Width: 29.5															

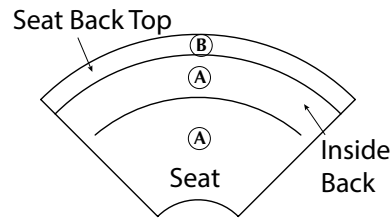
2 Select a finish  
[View finish details](#)

3 Combination Fabrics  
[View finish details](#)



**DARRAN is pleased to offer customers the design freedom of combination fabrics. When using fabric, vinyl or leather combinations, pricing/yardage requirements will be as follows:**

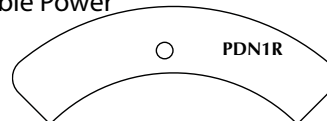
**A Inside Back & Seat 3 yds**  
**B Lounge Exterior 6 yds**



- When combining two materials of the same grade, pricing will be specified grade + 5%
- If combining two materials of different grades or leather/fabric combination, use the highest grade/price + 5%
- If using COM or COL, pricing will be COM or COL + 5%.
- If both COM + COL are used in combination, use COL + 5%.

Node Power Placement Option

Table Power



Seat Power N/A

### Options.

#### GANGING DEVICE

- GDEV-L: Left Facing Ganging Device - \$20
- GDEV-R: Right Facing Ganging Device - \$20
- GDEV-C: Center Ganging Device - \$40

#### POWER

- PDN1R- Node in Rear Mount Table Top; 1 Power/1 USB Charger - \$375
- Standard in White (Available in Silver and Black)

#### 1/2" COMPACT MATTE LAMINATE REAR TABLE

- Matte Laminate RTD55: Rear Work Table - \$1,305, Specify LAW Alaska or LNB Nero Finish
- Rear table available on units that gang providing stability
- Rear table is mounted at 35.5"

#### PREMIUM FINISH OPTION (STANDARD WHITE)

- Specify rear table bracket metal finish color - \$100 per unit
- MFS: Silver, MFB: Black



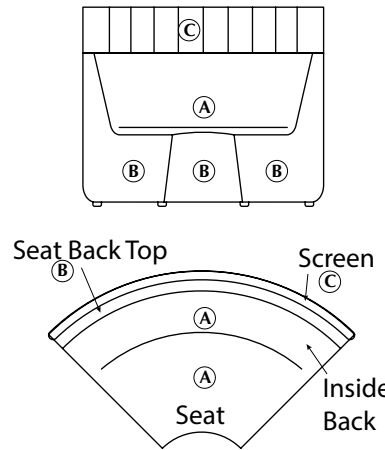
bota.

90 Deg. Circllet - Single Seat High Back With Privacy Screen  
 90 Degree Back Inside Radius - High Back - 10.5" Privacy Screen

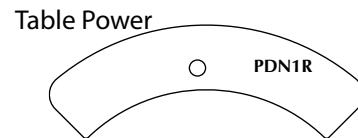
1 model	COM	COL	1	2	3	4	5	6	7	8	9	10	11/L1	12	13/L2
BOT0160HCL90	3617	3833	3950	4114	4278	4442	4606	4770	4934	5098	5262	5426	5590	5754	6082
W x D x H			Upholstery Requirements												
55.75 x 28.5 x 46			Fabric yds: 9 Leather Sq. Ft.: 162												
Arm Height: -			Carton Weight: 70												
Seat Height: 17.5															
Inside Seat Depth: 17															
Inside Seat Width: 29.5															

2 Select a finish  
[View finish details](#)

3 Combination Fabrics  
[View finish details](#)



Node Power Placement Option

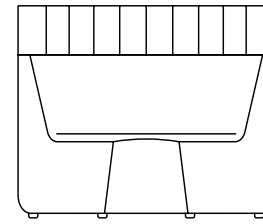


Seat Power N/A

DARRAN is pleased to offer customers the design freedom of combination fabrics. When using fabric, vinyl or leather combinations, pricing/yardage requirements will be as follows:

- A Inside Back & Seat 3 yds
- B Lounge Exterior 6 yds
- C Privacy Screen 2.5 yds

- When combining two materials of the same grade, pricing will be specified grade + 5%
- If combining two materials of different grades or leather/fabric combination, use the highest grade/price + 5%
- If using COM or COL, pricing will be COM or COL + 5%.
- If both COM + COL are used in combination, use COL + 5%.



[View statement of line](#)

### Product features.

- Horizontal back provides easy ganging capabilities.
- Utilizes elastic webbing suspension that conforms to individual's lumbar curvatures for adaptive support.
- Upholstered Privacy Screen
- Upholstered screens can be specified in contrasting fabrics, vinyl, or leathers.
- All units are standard with 1" adjustable glides that allow for leveling

### Options.

#### GANGING DEVICE

- GDEV-L: Left Facing Ganging Device - \$20
- GDEV-R: Right Facing Ganging Device - \$20
- GDEV-C: Center Ganging Device - \$40

#### POWER

- PDN1R- Node in Rear Mount Table Top; 1 Power/1 USB Charger - \$375
- Standard in White (Available in Silver and Black)

#### 1/2" COMPACT MATTE LAMINATE REAR TABLE

- Matte Laminate RTD55: Rear Work Table - \$1,305, Specify LAW Alaska or LNB Nero Finish
- Rear table available on units that gang providing stability
- Rear table is mounted at 35.5"

#### PREMIUM FINISH OPTION (STANDARD WHITE)

- Specify rear table bracket metal finish color - \$100 per unit
- MFS: Silver, MFB: Black

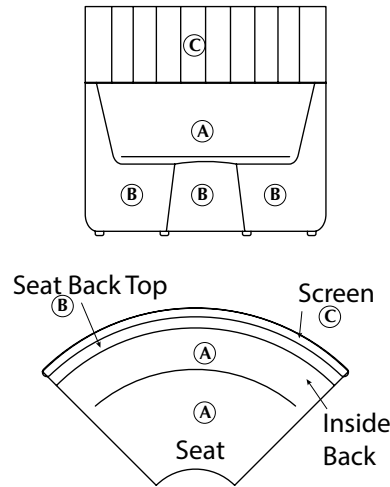
bota.

90 Deg. Circlet - Single Seat High Back With Privacy Screen  
 90 Degree Back Inside Radius - High Back - 17.5" Privacy Screen

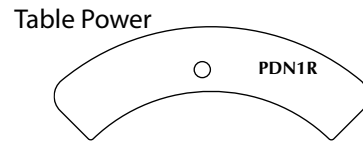
1 model	COM	COL	1	2	3	4	5	6	7	8	9	10	11/L1	12	13/L2
BOT0160HCH90	3751	3995	4177	4387	4597	4807	5017	5227	5437	5647	5857	6067	6277	6487	6907
W x D x H			Upholstery Requirements												
55.75 x 28.5 x 53			Fabric yds: 11.5 Leather Sq. Ft.: 207												
Arm Height: -			Carton Weight: 75												
Seat Height: 17.5															
Inside Seat Depth: 17															
Inside Seat Width: 29.5															

2 Select a finish  
[View finish details](#)

3 Combination Fabrics  
[View finish details](#)



Node Power Placement Option

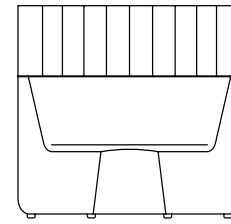


Seat Power N/A

DARRAN is pleased to offer customers the design freedom of combination fabrics. When using fabric, vinyl or leather combinations, pricing/yardage requirements will be as follows:

- A Inside Back & Seat 3 yds
- B Lounge Exterior 6 yds
- C Privacy Screen 5 yds

- When combining two materials of the same grade, pricing will be specified grade + 5%
- If combining two materials of different grades or leather/fabric combination, use the highest grade/price + 5%
- If using COM or COL, pricing will be COM or COL + 5%.
- If both COM + COL are used in combination, use COL + 5%.



[View statement of line](#)

## Product features.

- Horizontal back provides easy ganging capabilities.
- Utilizes elastic webbing suspension that conforms to individual's lumbar curvatures for adaptive support.
- Upholstered Privacy Screen
- Upholstered screens can be specified in contrasting fabrics, vinyl, or leathers.
- All units are standard with 1" adjustable glides that allow for leveling

## Options.

### GANGING DEVICE

- GDEV-L: Left Facing Ganging Device - \$20
- GDEV-R: Right Facing Ganging Device - \$20
- GDEV-C: Center Ganging Device - \$40

### POWER

- PDN1R- Node in Rear Mount Table Top; 1 Power/1 USB Charger - \$375
- Standard in White (Available in Silver and Black)

### 1/2" COMPACT MATTE LAMINATE REAR TABLE

- Matte Laminate RTD55: Rear Work Table - \$1,305, Specify LAW Alaska or LNB Nero Finish
- Rear table available on units that gang providing stability
- Rear table is mounted at 35.5"

### PREMIUM FINISH OPTION (STANDARD WHITE)

- Specify rear table bracket metal finish color - \$100 per unit
- MFS: Silver, MFB: Black

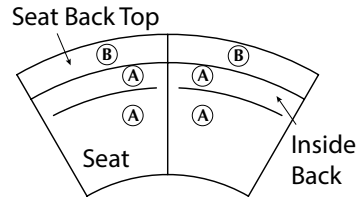
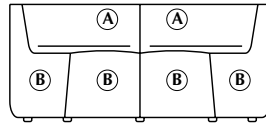
bota.

60 Deg. Circllet - Double Seat Low Back  
60 Degree Back Inside Radius - Low Back

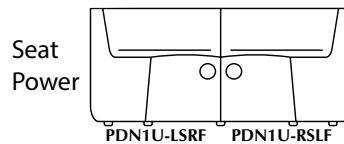
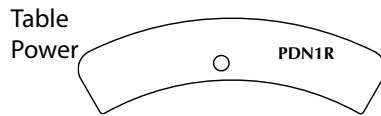
1 model	COM	COL	1	2	3	4	5	6	7	8	9	10	11/L1	12	13/L2
BOT0160LCS60	2689	2879	2911	3020	3129	3238	3347	3456	3565	3674	3783	3892	4001	4110	4328
W x D x H 63 x 28.5 x 28.25 Arm Height: - Seat Height: 17.5 Inside Seat Depth: 17 Inside Seat Width: 29.5			Upholstery Requirements Fabric yds: 6 Leather Sq. Ft.: 108 Carton Weight: 89												

2 Select a finish  
[View finish details](#)

3 Combination Fabrics  
[View finish details](#)



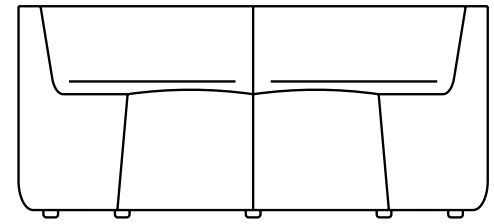
Node Power Placement Option



DARRAN is pleased to offer customers the design freedom of combination fabrics. When using fabric, vinyl or leather combinations, pricing/yardage requirements will be as follows:

A Inside Back & Seat 2 yds  
B Lounge Exterior 6 yds

- When combining two materials of the same grade, pricing will be specified grade + 5%
- If combining two materials of different grades or leather/fabric combination, use the highest grade/price + 5%
- If using COM or COL, pricing will be COM or COL + 5%.
- If both COM + COL are used in combination, use COL + 5%.



[View statement of line](#)

Product features.

- Horizontal back provides easy ganging capabilities.
- Utilizes elastic webbing suspension that conforms to individual's lumbar curvatures for adaptive support.
- All units are standard with 1" adjustable glides that allow for leveling

Options.

GANGING DEVICE

- GDEV-L: Left Facing Ganging Device - \$20
- GDEV-R: Right Facing Ganging Device - \$20
- GDEV-C: Center Ganging Device - \$40

POWER

- PDN1U-LSRF: Node in Left Seat Right Facing Seat Front; 1 Power/1 USB Charger - \$325
- PDN1U-RSLF: Node in Right Seat Left Facing Seat Front; 1 Power/1 USB Charger - \$325
- PDN1U-BC: Node in Both Left and Right Facing Center Seat Front; 1 Power/1 USB Charger per pod - \$650
- PDN1R- Node in Rear Mount Table Top; 1 Power/1 USB Charger - \$375
- Standard in White (Available in Silver and Black)

1/2" COMPACT MATTE LAMINATE REAR TABLE

- Matte Laminate RTD63: Rear Work Table - \$1,350, Specify LAW Alaska or LNB Nero Finish
- Rear table available on units that gang providing stability
- Rear table is mounted at 28.5"

1/2" COMPACT MATTE LAMINATE TABLET

- FFD: 1/2" Compact Matte Laminate Tablet - \$570, Specify LAW Alaska or LNB Nero Finish
- Tablet is center mount only

PREMIUM FINISH OPTION (STANDARD WHITE)

- Specify rear table bracket metal finish color - \$100 per unit
- Specify tablet metal finish color - \$100 per unit
- MFS: Silver, MFB: Black

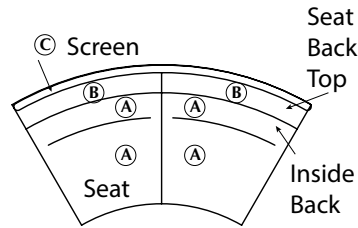
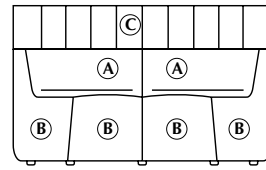
bota.

60 Deg. Circllet - Double Seat Low Back With Privacy Screen  
 60 Degree Back Inside Radius - Low Back - 10.5" Privacy Screen

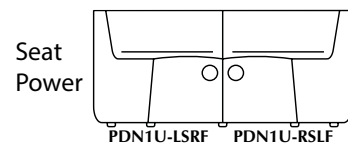
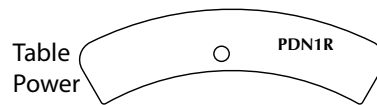
1 model	COM	COL	1	2	3	4	5	6	7	8	9	10	11/L1	12	13/L2
BOT0160LCL60	3505	3741	3801	3947	4093	4239	4385	4531	4677	4823	4969	5115	5261	5407	5699
W x D x H 63 x 28.5 x 39 Arm Height: - Seat Height: 17.5 Inside Seat Depth: 17 Inside Seat Width: 29.5			Upholstery Requirements Fabric yds: 8 Leather Sq. Ft.: 144 Carton Weight: 99												

2 Select a finish  
 View finish details

3 Combination Fabrics  
 View finish details



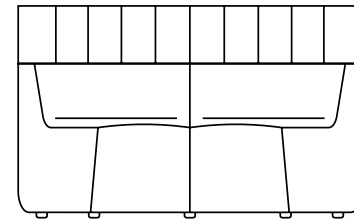
Node Power Placement Option



DARRAN is pleased to offer customers the design freedom of combination fabrics. When using fabric, vinyl or leather combinations, pricing/yardage requirements will be as follows:

- A Inside Back & Seat 2 yds
- B Lounge Exterior 6 yds
- C Privacy Screen 2.5 yds

- When combining two materials of the same grade, pricing will be specified grade + 5%
- If combining two materials of different grades or leather/fabric combination, use the highest grade/price + 5%
- If using COM or COL, pricing will be COM or COL + 5%.
- If both COM + COL are used in combination, use COL + 5%.



View statement of line

Product features.

- Horizontal back provides easy ganging capabilities.
- Utilizes elastic webbing suspension that conforms to individual's lumbar curvatures for adaptive support.
- Upholstered Privacy Screen
- Upholstered screens can be specified in contrasting fabrics, vinyl, or leathers.
- All units are standard with 1" adjustable glides that allow for leveling

Options.

GANGING DEVICE

- GDEV-L: Left Facing Ganging Device - \$20
- GDEV-R: Right Facing Ganging Device - \$20
- GDEV-C: Center Ganging Device - \$40

POWER

- PDN1U-LSRF: Node in Left Seat Right Facing Seat Front; 1 Power/1 USB Charger - \$325
- PDN1U-RSLF: Node in Right Seat Left Facing Seat Front; 1 Power/1 USB Charger - \$325
- PDN1U-BC: Node in Both Left and Right Facing Center Seat Front; 1 Power/1 USB Charger per pod - \$650
- PDN1R- Node in Rear Mount Table Top; 1 Power/1 USB Charger - \$375
- Standard in White (Available in Silver and Black)

1/2" COMPACT MATTE LAMINATE REAR TABLE

- Matte Laminate RTD63: Rear Work Table - \$1,350, Specify LAW Alaska or LNB Nero Finish
- Rear table available on units that gang providing stability
- Rear table is mounted at 28.5"

1/2" COMPACT MATTE LAMINATE TABLET

- FFD: 1/2" Compact Matte Laminate Tablet - \$570, Specify LAW Alaska or LNB Nero Finish
- Tablet is center mount only

PREMIUM FINISH OPTION (STANDARD WHITE)

- Specify rear table bracket metal finish color - \$100 per unit
- Specify tablet metal finish color - \$100 per unit
- MFS: Silver, MFB: Black

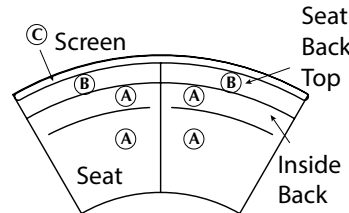
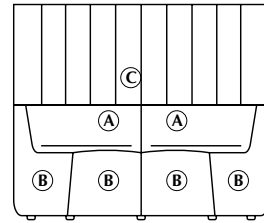
bota.

60 Deg. Circllet - Double Seat Low Back With Privacy Screen  
 60 Degree Back Inside Radius - Low Back - 24.75" Privacy Screen

1 model	COM	COL	1	2	3	4	5	6	7	8	9	10	11/L1	12	13/L2
BOT0160LCH60	4064	4363	4434	4616	4798	4980	5162	5344	5526	5708	5890	6072	6254	6436	6800
W x D x H			Upholstery Requirements												
63 x 28.5 x 53.25			Fabric yds: 10 Leather Sq. Ft.: 180												
Arm Height: -			Carton Weight: 119												
Seat Height: 17.5															
Inside Seat Depth: 17															
Inside Seat Width: 29.5															

2 Select a finish  
[View finish details](#)

3 Combination Fabrics  
[View finish details](#)

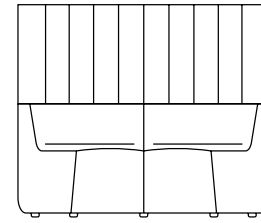
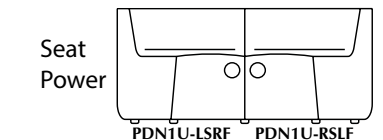
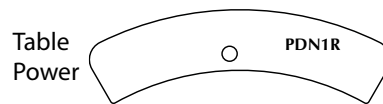


DARRAN is pleased to offer customers the design freedom of combination fabrics. When using fabric, vinyl or leather combinations, pricing/yardage requirements will be as follows:

- A Inside Back & Seat 2 yds
- B Lounge Exterior 6 yds
- C Privacy Screen 5 yds

- When combining two materials of the same grade, pricing will be specified grade + 5%
- If combining two materials of different grades or leather/fabric combination, use the highest grade/price + 5%
- If using COM or COL, pricing will be COM or COL + 5%.
- If both COM + COL are used in combination, use COL + 5%.

**Node Power Placement Option**



[View statement of line](#)

**Product features.**

- Horizontal back provides easy ganging capabilities.
- Utilizes elastic webbing suspension that conforms to individual's lumbar curvatures for adaptive support.
- Upholstered Privacy Screen
- Upholstered screens can be specified in contrasting fabrics, vinyl, or leathers.
- All units are standard with 1" adjustable glides that allow for leveling

**Options.**

**GANGING DEVICE**

- GDEV-L: Left Facing Ganging Device - \$20
- GDEV-R: Right Facing Ganging Device - \$20
- GDEV-C: Center Ganging Device - \$40

**POWER**

- PDN1U-LSRF: Node in Left Seat Right Facing Seat Front; 1 Power/1 USB Charger - \$325
- PDN1U-RSLF: Node in Right Seat Left Facing Seat Front; 1 Power/1 USB Charger - \$325
- PDN1U-BC: Node in Both Left and Right Facing Center Seat Front; 1 Power/1 USB Charger per pod - \$650
- PDN1R- Node in Rear Mount Table Top; 1 Power/1 USB Charger - \$375
- Standard in White (Available in Silver and Black)

**1/2" COMPACT MATTE LAMINATE REAR TABLE**

- Matte Laminate RTD63: Rear Work Table - \$1,350, Specify LAW Alaska or LNB Nero Finish
- Rear table available on units that gang providing stability
- Rear table is mounted at 28.5"

**1/2" COMPACT MATTE LAMINATE TABLET**

- FFD: 1/2" Compact Matte Laminate Tablet - \$570, Specify LAW Alaska or LNB Nero Finish
- Tablet is center mount only

**PREMIUM FINISH OPTION (STANDARD WHITE)**

- Specify rear table bracket metal finish color - \$100 per unit
- Specify tablet metal finish color - \$100 per unit
- MFS: Silver, MFB: Black

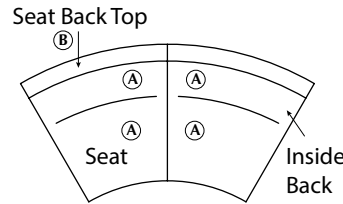
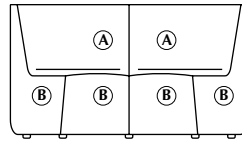
bota.

60 Deg. Circllet - Double Seat High Back  
60 Degree Back Inside Radius - High Back

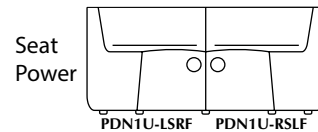
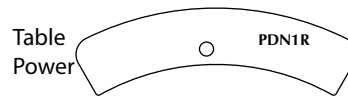
1 model	COM	COL	1	2	3	4	5	6	7	8	9	10	11/L1	12	13/L2
BOT0160HCS60	3059	3257	3300	3419	3538	3657	3776	3895	4014	4133	4252	4371	4490	4609	4847
W x D x H 63 x 28.5 x 35.5			Upholstery Requirements												
Arm Height: -			Fabric yds: 6.5 Leather Sq. Ft.: 117												
Seat Height: 17.5			Carton Weight: 94												
Inside Seat Depth: 17															
Inside Seat Width: 29.5															

2 Select a finish  
[View finish details](#)

3 Combination Fabrics  
[View finish details](#)



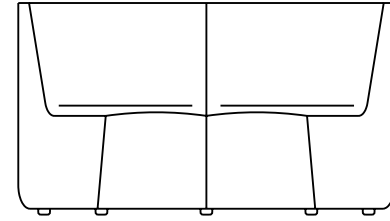
Node Power Placement Option



**DARRAN is pleased to offer customers the design freedom of combination fabrics. When using fabric, vinyl or leather combinations, pricing/yardage requirements will be as follows:**

**A Inside Back & Seat 3 yds**  
**B Lounge Exterior 6 yds**

- When combining two materials of the same grade, pricing will be specified grade + 5%
- If combining two materials of different grades or leather/fabric combination, use the highest grade/price + 5%
- If using COM or COL, pricing will be COM or COL + 5%.
- If both COM + COL are used in combination, use COL + 5%.



[View statement of line](#)

## Product features.

- Horizontal back provides easy ganging capabilities.
- Utilizes elastic webbing suspension that conforms to individual's lumbar curvatures for adaptive support.
- All units are standard with 1" adjustable glides that allow for leveling

## Options.

### GANGING DEVICE

- GDEV-L: Left Facing Ganging Device - \$20
- GDEV-R: Right Facing Ganging Device - \$20
- GDEV-C: Center Ganging Device - \$40

### POWER

- PDN1U-LSRF: Node in Left Seat Right Facing Seat Front; 1 Power/1 USB Charger - \$325
- PDN1U-RSLF: Node in Right Seat Left Facing Seat Front; 1 Power/1 USB Charger - \$325
- PDN1U-BC: Node in Both Left and Right Facing Center Seat Front; 1 Power/1 USB Charger per pod - \$650
- PDN1R- Node in Rear Mount Table Top; 1 Power/1 USB Charger - \$375
- Standard in White (Available in Silver and Black)

### 1/2" COMPACT MATTE LAMINATE REAR TABLE

- Matte Laminate RTD63: Rear Work Table - \$1,350, Specify LAW Alaska or LNB Nero Finish
- Rear table available on units that gang providing stability
- Rear table is mounted at 35.5"

### 1/2" COMPACT MATTE LAMINATE TABLET

- FFD: 1/2" Compact Matte Laminate Tablet - \$570, Specify LAW Alaska or LNB Nero Finish
- Tablet is center mount only

### PREMIUM FINISH OPTION (STANDARD WHITE)

- Specify rear table bracket metal finish color - \$100 per unit
- Specify tablet metal finish color - \$100 per unit
- MFS: Silver, MFB: Black

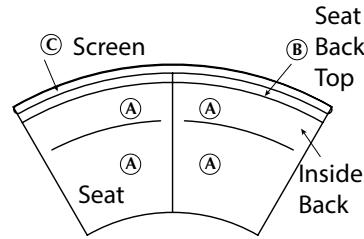
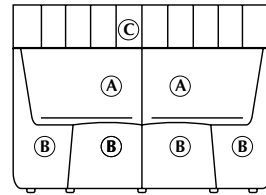
bota.

60 Deg. Circllet - Double Seat High Back With Privacy Screen  
 60 Degree Back Inside Radius - High Back - 10.5" Privacy Screen

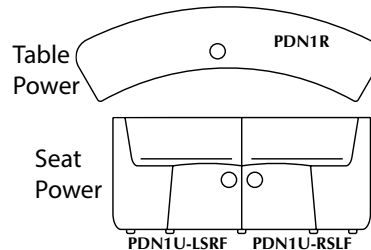
1 model	COM	COL	1	2	3	4	5	6	7	8	9	10	11/L1	12	13/L2
BOT0160HCL60	3887	4130	4220	4384	4548	4712	4876	5040	5204	5368	5532	5696	5860	6024	6352
W x D x H 63 x 28.5 x 46			Upholstery Requirements												
Arm Height: -			Fabric yds: 9 Leather Sq. Ft.: 162												
Seat Height: 17.5			Carton Weight: 114												
Inside Seat Depth: 17															
Inside Seat Width: 29.5															

2 Select a finish  
[View finish details](#)

3 Combination Fabrics  
[View finish details](#)



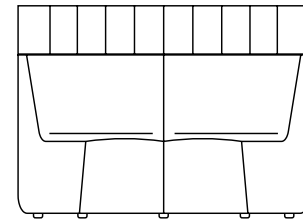
Node Power Placement Option



DARRAN is pleased to offer customers the design freedom of combination fabrics. When using fabric, vinyl or leather combinations, pricing/yardage requirements will be as follows:

- A Inside Back & Seat 3 yds
- B Lounge Exterior 6 yds
- C Privacy Screen 2.5 yds

- When combining two materials of the same grade, pricing will be specified grade + 5%
- If combining two materials of different grades or leather/fabric combination, use the highest grade/price + 5%
- If using COM or COL, pricing will be COM or COL + 5%.
- If both COM + COL are used in combination, use COL + 5%.



[View statement of line](#)

Product features.

- Horizontal back provides easy ganging capabilities.
- Utilizes elastic webbing suspension that conforms to individual's lumbar curvatures for adaptive support.
- Upholstered Privacy Screen
- Upholstered screens can be specified in contrasting fabrics, vinyl, or leathers.
- All units are standard with 1" adjustable glides that allow for leveling

Options.

GANGING DEVICE

- GDEV-L: Left Facing Ganging Device - \$20
- GDEV-R: Right Facing Ganging Device - \$20
- GDEV-C: Center Ganging Device - \$40

POWER

- PDN1U-LSRF: Node in Left Seat Right Facing Seat Front; 1 Power/1 USB Charger - \$325
- PDN1U-RSLF: Node in Right Seat Left Facing Seat Front; 1 Power/1 USB Charger - \$325
- PDN1U-BC: Node in Both Left and Right Facing Center Seat Front; 1 Power/1 USB Charger per pod - \$650
- PDN1R- Node in Rear Mount Table Top; 1 Power/1 USB Charger - \$375
- Standard in White (Available in Silver and Black)

1/2" COMPACT MATTE LAMINATE REAR TABLE

- Matte Laminate RTD63: Rear Work Table - \$1,350, Specify LAW Alaska or LNB Nero Finish
- Rear table available on units that gang providing stability
- Rear table is mounted at 35.5"

1/2" COMPACT MATTE LAMINATE TABLET

- FFD: 1/2" Compact Matte Laminate Tablet - \$570, Specify LAW Alaska or LNB Nero Finish
- Tablet is center mount only

PREMIUM FINISH OPTION (STANDARD WHITE)

- Specify rear table bracket metal finish color - \$100 per unit
- Specify tablet metal finish color - \$100 per unit
- MFS: Silver, MFB: Black

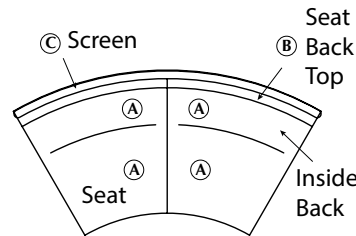
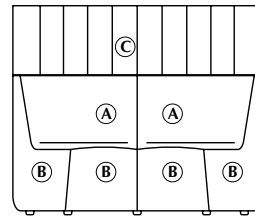
bota.

60 Deg. Circlet - Double Seat High Back With Privacy Screen  
 60 Degree Back Inside Radius - High Back - 17.5" Privacy Screen

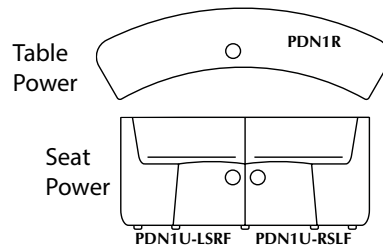
1 model	COM	COL	1	2	3	4	5	6	7	8	9	10	11/L1	12	13/L2
BOT0160HCH60	4173	4449	4599	4809	5019	5229	5439	5649	5859	6069	6279	6489	6699	6909	7329
W x D x H			Upholstery Requirements												
63 x 28.5 x 53			Fabric yds: 11.5 Leather Sq. Ft.: 207												
Arm Height: -			Carton Weight: 124												
Seat Height: 17.5															
Inside Seat Depth: 17															
Inside Seat Width: 29.5															

2 Select a finish  
[View finish details](#)

3 Combination Fabrics  
[View finish details](#)



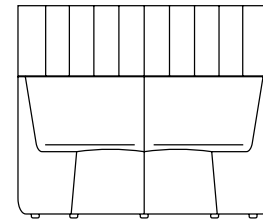
Node Power Placement Option



DARRAN is pleased to offer customers the design freedom of combination fabrics. When using fabric, vinyl or leather combinations, pricing/yardage requirements will be as follows:

- A Inside Back & Seat 3 yds
- B Lounge Exterior 6 yds
- C Privacy Screen 5 yds

- When combining two materials of the same grade, pricing will be specified grade + 5%
- If combining two materials of different grades or leather/fabric combination, use the highest grade/price + 5%
- If using COM or COL, pricing will be COM or COL + 5%.
- If both COM + COL are used in combination, use COL + 5%.



[View statement of line](#)

Product features.

- Horizontal back provides easy ganging capabilities.
- Utilizes elastic webbing suspension that conforms to individual's lumbar curvatures for adaptive support.
- Upholstered Privacy Screen
- Upholstered screens can be specified in contrasting fabrics, vinyl, or leathers.
- All units are standard with 1" adjustable glides that allow for leveling

Options.

GANGING DEVICE

- GDEV-L: Left Facing Ganging Device - \$20
- GDEV-R: Right Facing Ganging Device - \$20
- GDEV-C: Center Ganging Device - \$40

POWER

- PDN1U-LSRF: Node in Left Seat Right Facing Seat Front; 1 Power/1 USB Charger - \$325
- PDN1U-RSLF: Node in Right Seat Left Facing Seat Front; 1 Power/1 USB Charger - \$325
- PDN1U-BC: Node in Both Left and Right Facing Center Seat Front; 1 Power/1 USB Charger per pod - \$650
- PDN1R- Node in Rear Mount Table Top; 1 Power/1 USB Charger - \$375
- Standard in White (Available in Silver and Black)

1/2" COMPACT MATTE LAMINATE REAR TABLE

- Matte Laminate RTD63: Rear Work Table - \$1,350, Specify LAW Alaska or LNB Nero Finish
- Rear table available on units that gang providing stability
- Rear table is mounted at 35.5"

1/2" COMPACT MATTE LAMINATE TABLET

- FFD: 1/2" Compact Matte Laminate Tablet - \$570, Specify LAW Alaska or LNB Nero Finish
- Tablet is center mount only

PREMIUM FINISH OPTION (STANDARD WHITE)

- Specify rear table bracket metal finish color - \$100 per unit
- Specify tablet metal finish color - \$100 per unit
- MFS: Silver, MFB: Black



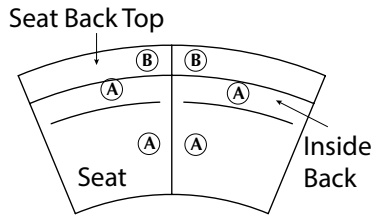
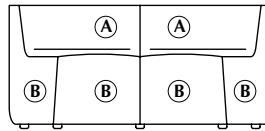
bota.

45 Deg. Circllet - Double Seat Low Back  
45 Degree Back Inside Radius - Low Back

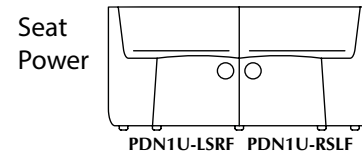
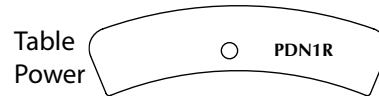
1 model	COM	COL	1	2	3	4	5	6	7	8	9	10	11/L1	12	13/L2
BOT0160LCS45	2633	2823	2892	3020	3148	3276	3404	3532	3660	3788	3916	4044	4172	4300	4556
W x D x H 60.25 x 28.5 x 28.25 Arm Height: - Seat Height: 17.5 Inside Seat Depth: 17 Inside Seat Width: 29.5			Upholstery Requirements Fabric yds: 7 Leather Sq. Ft.: 126 Carton Weight: 84												

2 Select a finish  
[View finish details](#)

3 Combination Fabrics  
[View finish details](#)



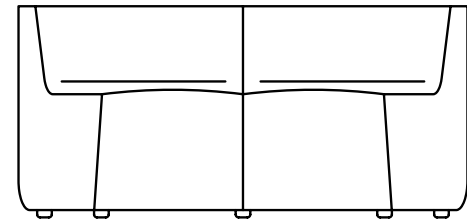
Node Power Placement Option



**DARRAN is pleased to offer customers the design freedom of combination fabrics. When using fabric, vinyl or leather combinations, pricing/yardage requirements will be as follows:**

**A Inside Back & Seat 2 yds**  
**B Lounge Exterior 7 yds**

- When combining two materials of the same grade, pricing will be specified grade + 5%
- If combining two materials of different grades or leather/fabric combination, use the highest grade/price + 5%
- If using COM or COL, pricing will be COM or COL + 5%.
- If both COM + COL are used in combination, use COL + 5%.



[View statement of line](#)

**Product features.**

- Horizontal back provides easy ganging capabilities.
- Utilizes elastic webbing suspension that conforms to individual's lumbar curvatures for adaptive support.
- All units are standard with 1" adjustable glides that allow for leveling

**Options.**

**GANGING DEVICE**

- GDEV-L: Left Facing Ganging Device - \$20
- GDEV-R: Right Facing Ganging Device - \$20
- GDEV-C: Center Ganging Device - \$40

**POWER**

- PDN1U-LSRF: Node in Left Seat Right Facing Seat Front; 1 Power/1 USB Charger - \$325
- PDN1U-RSLF: Node in Right Seat Left Facing Seat Front; 1 Power/1 USB Charger - \$325
- PDN1U-BC: Node in Both Left and Right Facing Center Seat Front; 1 Power/1 USB Charger per pod - \$650
- PDN1R- Node in Rear Mount Table Top; 1 Power/1 USB Charger - \$375
- Standard in White (Available in Silver and Black)

**1/2" COMPACT MATTE LAMINATE REAR TABLE**

- Matte Laminate RTD60: Rear Work Table - \$1,260, Specify LAW Alaska or LNB Nero Finish
- Rear table available on units that gang providing stability
- Rear table is mounted at 28.5"

**1/2" COMPACT MATTE LAMINATE TABLET**

- FFD: 1/2" Compact Matte Laminate Tablet - \$570, Specify LAW Alaska or LNB Nero Finish
- Tablet is center mount only

**PREMIUM FINISH OPTION (STANDARD WHITE)**

- Specify rear table bracket metal finish color - \$100 per unit
- Specify tablet metal finish color - \$100 per unit
- MFS: Silver, MFB: Black

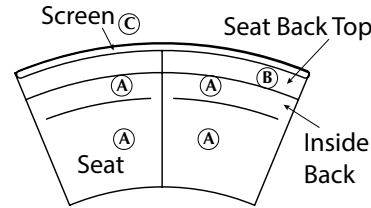
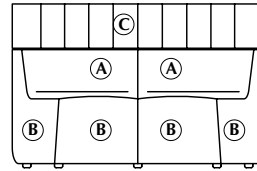
bota.

45 Deg. Circllet - Double Seat Low Back With Privacy Screen  
 45 Degree Back Inside Radius - Low Back - 10.5" Privacy Screen

1 model	COM	COL	1	2	3	4	5	6	7	8	9	10	11/L1	12	13/L2
BOT0160LCL45	3485	3720	3818	3982	4146	4310	4474	4638	4802	4966	5130	5294	5458	5622	5950
W x D x H 60.25 x 28.5 x 39 Arm Height: - Seat Height: 17.5 Inside Seat Depth: 17 Inside Seat Width: 29.5			Upholstery Requirements Fabric yds: 9 Leather Sq. Ft.: 162 Carton Weight: 94												

2 Select a finish  
[View finish details](#)

3 Combination Fabrics  
[View finish details](#)

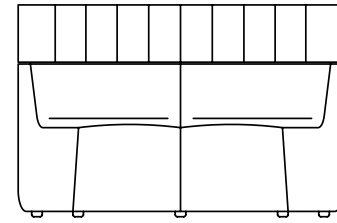
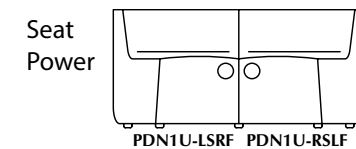


DARRAN is pleased to offer customers the design freedom of combination fabrics. When using fabric, vinyl or leather combinations, pricing/yardage requirements will be as follows:

- A Inside Back & Seat 2 yds
- B Lounge Exterior 7 yds
- C Privacy Screen 2.5 yds

- When combining two materials of the same grade, pricing will be specified grade + 5%
- If combining two materials of different grades or leather/fabric combination, use the highest grade/price + 5%
- If using COM or COL, pricing will be COM or COL + 5%.
- If both COM + COL are used in combination, use COL + 5%.

Node Power Placement Option



[View statement of line](#)

Product features.

- Horizontal back provides easy ganging capabilities.
- Utilizes elastic webbing suspension that conforms to individual's lumbar curvatures for adaptive support.
- Upholstered Privacy Screen
- Upholstered screens can be specified in contrasting fabrics, vinyl, or leathers.
- All units are standard with 1" adjustable glides that allow for leveling

Options.

GANGING DEVICE

- GDEV-L: Left Facing Ganging Device - \$20
- GDEV-R: Right Facing Ganging Device - \$20
- GDEV-C: Center Ganging Device - \$40

POWER

- PDN1U-LSRF: Node in Left Seat Right Facing Seat Front; 1 Power/1 USB Charger - \$325
- PDN1U-RSLF: Node in Right Seat Left Facing Seat Front; 1 Power/1 USB Charger - \$325
- PDN1U-BC: Node in Both Left and Right Facing Center Seat Front; 1 Power/1 USB Charger per pod - \$650
- PDN1R- Node in Rear Mount Table Top; 1 Power/1 USB Charger - \$375
- Standard in White (Available in Silver and Black)

1/2" COMPACT MATTE LAMINATE REAR TABLE

- Matte Laminate RTD60: Rear Work Table - \$1,260, Specify LAW Alaska or LNB Nero Finish
- Rear table available on units that gang providing stability
- Rear table is mounted at 28.5"

1/2" COMPACT MATTE LAMINATE TABLET

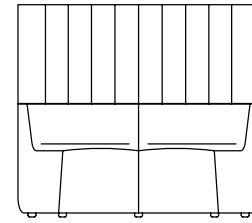
- FFD: 1/2" Compact Matte Laminate Tablet - \$570, Specify LAW Alaska or LNB Nero Finish
- Tablet is center mount only

PREMIUM FINISH OPTION (STANDARD WHITE)

- Specify rear table bracket metal finish color - \$100 per unit
- Specify tablet metal finish color - \$100 per unit
- MFS: Silver, MFB: Black

bota.

45 Deg. Circlet - Double Seat Low Back With Privacy Screen  
 45 Degree Back Inside Radius - Low Back - 24.75" Privacy Screen



[View statement of line](#)

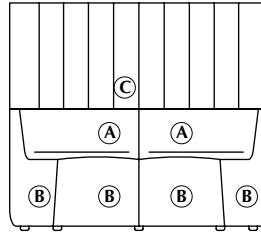
## Product features.

- Horizontal back provides easy ganging capabilities.
- Utilizes elastic webbing suspension that conforms to individual's lumbar curvatures for adaptive support.
- Upholstered Privacy Screen
- Upholstered screens can be specified in contrasting fabrics, vinyl, or leathers.
- All units are standard with 1" adjustable glides that allow for leveling

1 model	COM	COL	1	2	3	4	5	6	7	8	9	10	11/L1	12	13/L2
BOT0160LCH45	4018	4313	4425	4626	4827	5028	5229	5430	5631	5832	6033	6234	6435	6636	7038
W x D x H			Upholstery Requirements												
60.25 x 28.5 x 53.25			Fabric yds: 11 Leather Sq. Ft.: 198												
Arm Height: -			Carton Weight: 114												
Seat Height: 17.5															
Inside Seat Depth: 17															
Inside Seat Width: 29.5															

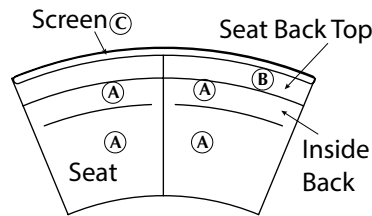
2 Select a finish  
[View finish details](#)

3 Combination Fabrics  
[View finish details](#)



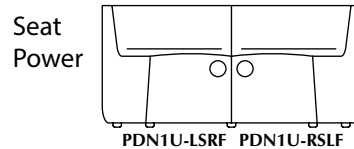
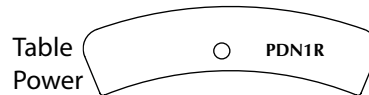
DARRAN is pleased to offer customers the design freedom of combination fabrics. When using fabric, vinyl or leather combinations, pricing/yardage requirements will be as follows:

- A** Inside Back & Seat 2 yds
- B** Lounge Exterior 7 yds
- C** Privacy Screen 5 yds



- When combining two materials of the same grade, pricing will be specified grade + 5%
- If combining two materials of different grades or leather/fabric combination, use the highest grade/price + 5%
- If using COM or COL, pricing will be COM or COL + 5%.
- If both COM + COL are used in combination, use COL + 5%.

### Node Power Placement Option



## Options.

### GANGING DEVICE

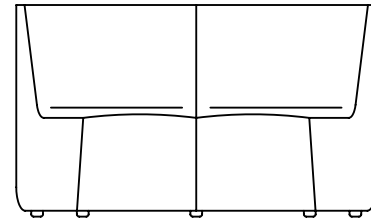
- GDEV-L: Left Facing Ganging Device - \$20
- GDEV-R: Right Facing Ganging Device - \$20
- GDEV-C: Center Ganging Device - \$40

### POWER

- PDN1U-LSRF: Node in Left Seat Right Facing Seat Front; 1 Power/1 USB Charger - \$325
- PDN1U-RSLF: Node in Right Seat Left Facing Seat Front; 1 Power/1 USB Charger - \$325
- PDN1U-BC: Node in Both Left and Right Facing Center Seat Front; 1 Power/1 USB Charger per pod - \$650
- PDN1R- Node in Rear Mount Table Top; 1 Power/1 USB Charger - \$375
- Standard in White (Available in Silver and Black)
- 1/2" COMPACT MATTE LAMINATE REAR TABLE**
- Matte Laminate RTD60: Rear Work Table - \$1,260, Specify LAW Alaska or LNB Nero Finish
- Rear table available on units that gang providing stability
- Rear table is mounted at 28.5"
- 1/2" COMPACT MATTE LAMINATE TABLET**
- FFTD: 1/2" Compact Matte Laminate Tablet - \$570, Specify LAW Alaska or LNB Nero Finish
- Tablet is center mount only
- PREMIUM FINISH OPTION (STANDARD WHITE)**
- Specify rear table bracket metal finish color - \$100 per unit
- Specify tablet metal finish color - \$100 per unit
- MFS: Silver, MFB: Black

bota.

45 Deg. Circllet - Double Seat High Back  
45 Degree Back Inside Radius - High Back



View statement of line

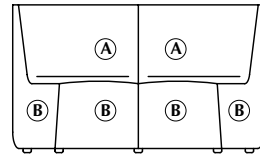
**Product features.**

- Horizontal back provides easy ganging capabilities.
- Utilizes elastic webbing suspension that conforms to individual's lumbar curvatures for adaptive support.
- All units are standard with 1" adjustable glides that allow for leveling

1 model	COM	COL	1	2	3	4	5	6	7	8	9	10	11/L1	12	13/L2
BOT0160HCS45	3015	3213	3256	3375	3494	3613	3732	3851	3970	4089	4208	4327	4446	4565	4803
W x D x H			Upholstery Requirements												
60.25 x 28.5 x 35.5			Fabric yds: 6.5 Leather Sq. Ft.: 117												
Arm Height: -			Carton Weight: 89												
Seat Height: 17.5															
Inside Seat Depth: 17															
Inside Seat Width: 29.5															

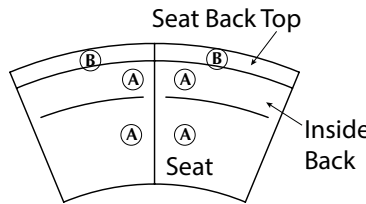
2 Select a finish  
View finish details

3 Combination Fabrics  
View finish details



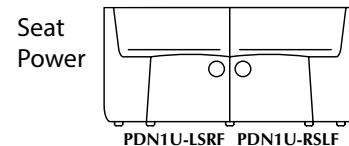
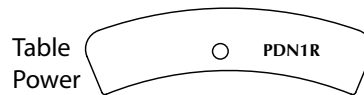
**DARRAN is pleased to offer customers the design freedom of combination fabrics. When using fabric, vinyl or leather combinations, pricing/yardage requirements will be as follows:**

**A Inside Back & Seat 3 yds**  
**B Lounge Exterior 7 yds**



- When combining two materials of the same grade, pricing will be specified grade + 5%
- If combining two materials of different grades or leather/fabric combination, use the highest grade/price + 5%
- If using COM or COL, pricing will be COM or COL + 5%.
- If both COM + COL are used in combination, use COL + 5%.

**Node Power Placement Option**



**Options.**

**GANGING DEVICE**

- GDEV-L: Left Facing Ganging Device - \$20
- GDEV-R: Right Facing Ganging Device - \$20
- GDEV-C: Center Ganging Device - \$40

**POWER**

- PDN1U-LSRF: Node in Left Seat Right Facing Seat Front; 1 Power/1 USB Charger - \$325
- PDN1U-RSLF: Node in Right Seat Left Facing Seat Front; 1 Power/1 USB Charger - \$325
- PDN1U-BC: Node in Both Left and Right Facing Center Seat Front; 1 Power/1 USB Charger per pod - \$650
- PDN1R- Node in Rear Mount Table Top; 1 Power/1 USB Charger - \$375
- Standard in White (Available in Silver and Black)

**1/2" COMPACT MATTE LAMINATE REAR TABLE**

- Matte Laminate RTD60: Rear Work Table - \$1,260, Specify LAW Alaska or LNB Nero Finish
- Rear table available on units that gang providing stability
- Rear table is mounted at 35.5"

**1/2" COMPACT MATTE LAMINATE TABLET**

- FFD: 1/2" Compact Matte Laminate Tablet - \$570, Specify LAW Alaska or LNB Nero Finish
- Tablet is center mount only

**PREMIUM FINISH OPTION (STANDARD WHITE)**

- Specify rear table bracket metal finish color - \$100 per unit
- Specify tablet metal finish color - \$100 per unit
- MFS: Silver, MFB: Black

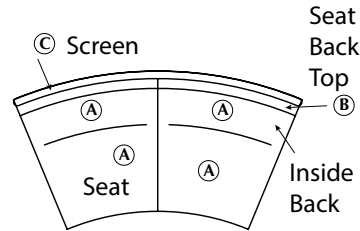
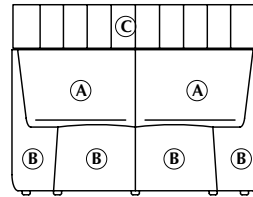
bota.

45 Deg. Circllet - Double Seat High Back With Privacy Screen  
 45 Degree Back Inside Radius - High Back - 10.5" Privacy Screen

1 model	COM	COL	1	2	3	4	5	6	7	8	9	10	11/L1	12	13/L2
BOT0160HCL45	3940	4183	4181	4300	4419	4538	4657	4776	4895	5014	5133	5252	5371	5490	5728
W x D x H			Upholstery Requirements												
60.25 x 28.5 x 46			Fabric yds: 6.5 Leather Sq. Ft.: 117												
Arm Height: -			Carton Weight: 109												
Seat Height: 17.5															
Inside Seat Depth: 17															
Inside Seat Width: 29.5															

2 Select a finish  
[View finish details](#)

3 Combination Fabrics  
[View finish details](#)

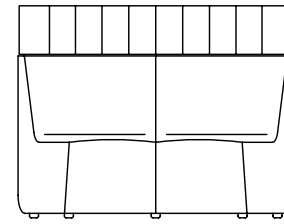
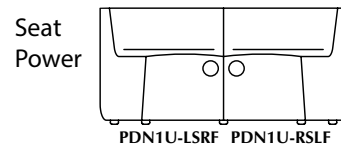
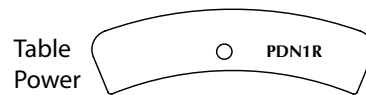


DARRAN is pleased to offer customers the design freedom of combination fabrics. When using fabric, vinyl or leather combinations, pricing/yardage requirements will be as follows:

- A Inside Back & Seat 3 yds
- B Lounge Exterior 7 yds
- C Privacy Screen 2.5 yds

- When combining two materials of the same grade, pricing will be specified grade + 5%
- If combining two materials of different grades or leather/fabric combination, use the highest grade/price + 5%
- If using COM or COL, pricing will be COM or COL + 5%.
- If both COM + COL are used in combination, use COL + 5%.

Node Power Placement Option



[View statement of line](#)

Product features.

- Horizontal back provides easy ganging capabilities.
- Utilizes elastic webbing suspension that conforms to individual's lumbar curvatures for adaptive support.
- Upholstered Privacy Screen
- Upholstered screens can be specified in contrasting fabrics, vinyl, or leathers.
- All units are standard with 1" adjustable glides that allow for leveling

Options.

GANGING DEVICE

- GDEV-L: Left Facing Ganging Device - \$20
- GDEV-R: Right Facing Ganging Device - \$20
- GDEV-C: Center Ganging Device - \$40

POWER

- PDN1U-LSRF: Node in Left Seat Right Facing Seat Front; 1 Power/1 USB Charger - \$325
- PDN1U-RSLF: Node in Right Seat Left Facing Seat Front; 1 Power/1 USB Charger - \$325
- PDN1U-BC: Node in Both Left and Right Facing Center Seat Front; 1 Power/1 USB Charger per pod - \$650
- PDN1R- Node in Rear Mount Table Top; 1 Power/1 USB Charger - \$375
- Standard in White (Available in Silver and Black)

1/2" COMPACT MATTE LAMINATE REAR TABLE

- Matte Laminate RTD60: Rear Work Table - \$1,260, Specify LAW Alaska or LNB Nero Finish
- Rear table available on units that gang providing stability
- Rear table is mounted at 35.5"

1/2" COMPACT MATTE LAMINATE TABLET

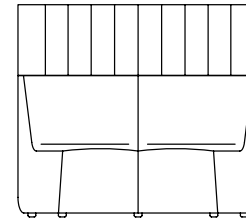
- FFTD: 1/2" Compact Matte Laminate Tablet - \$570, Specify LAW Alaska or LNB Nero Finish
- Tablet is center mount only

PREMIUM FINISH OPTION (STANDARD WHITE)

- Specify rear table bracket metal finish color - \$100 per unit
- Specify tablet metal finish color - \$100 per unit
- MFS: Silver, MFB: Black

bota.

45 Deg. Circlet - Double Seat High Back With Privacy Screen  
 45 Degree Back Inside Radius - High Back - 17.5" Privacy Screen



*View statement of line*

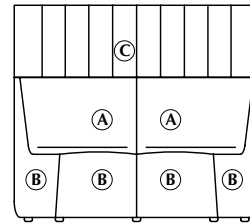
### Product features.

- Horizontal back provides easy ganging capabilities.
- Utilizes elastic webbing suspension that conforms to individual's lumbar curvatures for adaptive support.
- Upholstered Privacy Screen
- Upholstered screens can be specified in contrasting fabrics, vinyl, or leathers.
- All units are standard with 1" adjustable glides that allow for leveling

1 model	COM	COL	1	2	3	4	5	6	7	8	9	10	11/L1	12	13/L2
BOT0160HCH45	4230	4503	4545	4700	4855	5010	5165	5320	5475	5630	5785	5940	6095	6250	6560
W x D x H			Upholstery Requirements												
60.25 x 28.5 x 53			Fabric yds: 8.5 Leather Sq. Ft.: 153												
Arm Height: -			Carton Weight: 119												
Seat Height: 17.5															
Inside Seat Depth: 17															
Inside Seat Width: 29.5															

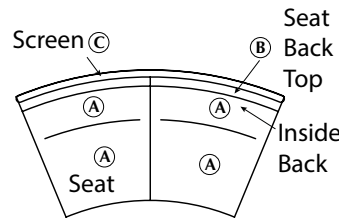
2 Select a finish  
*View finish details*

3 Combination Fabrics  
*View finish details*



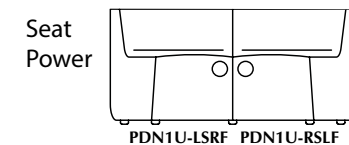
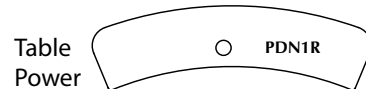
DARRAN is pleased to offer customers the design freedom of combination fabrics. When using fabric, vinyl or leather combinations, pricing/yardage requirements will be as follows:

- A** Inside Back & Seat 3 yds
- B** Lounge Exterior 7 yds
- C** Privacy Screen 5 yds



- When combining two materials of the same grade, pricing will be specified grade + 5%
- If combining two materials of different grades or leather/fabric combination, use the highest grade/price + 5%
- If using COM or COL, pricing will be COM or COL + 5%.
- If both COM + COL are used in combination, use COL + 5%.

### Node Power Placement Option



### Options.

#### GANGING DEVICE

- GDEV-L: Left Facing Ganging Device - \$20
- GDEV-R: Right Facing Ganging Device - \$20
- GDEV-C: Center Ganging Device - \$40

#### POWER

- PDN1U-LSRF: Node in Left Seat Right Facing Seat Front; 1 Power/1 USB Charger - \$325
- PDN1U-RSLF: Node in Right Seat Left Facing Seat Front; 1 Power/1 USB Charger - \$325
- PDN1U-BC: Node in Both Left and Right Facing Center Seat Front; 1 Power/1 USB Charger per pod - \$650
- PDN1R- Node in Rear Mount Table Top; 1 Power/1 USB Charger - \$375
- Standard in White (Available in Silver and Black)

#### 1/2" COMPACT MATTE LAMINATE REAR TABLE

- Matte Laminate RTD60: Rear Work Table - \$1,260, Specify LAW Alaska or LNB Nero Finish
- Rear table available on units that gang providing stability
- Rear table is mounted at 35.5"

#### 1/2" COMPACT MATTE LAMINATE TABLE

- FFTD: 1/2" Compact Matte Laminate Tablet - \$570, Specify LAW Alaska or LNB Nero Finish
- Tablet is center mount only

#### PREMIUM FINISH OPTION (STANDARD WHITE)

- Specify rear table bracket metal finish color - \$100 per unit
- Specify tablet metal finish color - \$100 per unit
- MFS: Silver, MFB: Black

bota.

Ottoman  
19" Ottoman



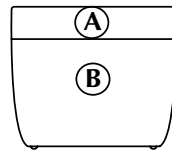
1 model	COM	COL	1	2	3	4	5	6	7	8	9	10	11/L1	12	13/L2
BOT0160SSO01	704	739	778	814	850	886	922	958	994	1030	1066	1102	1138	1174	1246
W x D x H 19 x 19 x 17.5 Arm Height: - Seat Height: 17.5 Inside Seat Depth: 19 Inside Seat Width: 19	Upholstery Requirements Fabric yds: 2 Leather Sq. Ft.: 36 Carton Weight: 23														

2 Select a finish  
[View finish details](#)

3 Combination Fabrics  
[View finish details](#)

DARRAN is pleased to offer customers the design freedom of combination fabrics. When using fabric, vinyl or leather combinations, pricing/yardage requirements will be as follows:

- A Seat 1 yd
- B Base 2 yds



- When combining two materials of the same grade, pricing will be specified grade + 5%
- If combining two materials of different grades or leather/fabric combination, use the highest grade/price + 5%
- If using COM or COL, pricing will be COM or COL + 5%.
- If both COM + COL are used in combination, use COL + 5%.

[View statement of line](#)

### Product features.

- Utilizes elastic webbing suspension that conforms to individual's lumbar curvatures for adaptive support.
- Ottomans are standard with 1/4" nylon glides

### Options.

#### COMPRESSION CASTER

- Caster compresses when weight is applied to ottoman.
- CST30: Caster - \$195

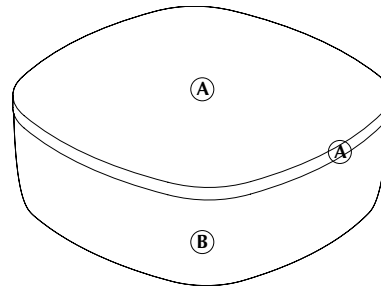
bota.

Ottoman  
48" Ottoman

1 model	COM	COL	1	2	3	4	5	6	7	8	9	10	11/L1	12	13/L2
BOT0160MS004	1953	2035	2101	2174	2247	2320	2393	2466	2539	2612	2685	2758	2831	2904	3050
W x D x H 47.5 x 47.5 x 17.5			Upholstery Requirements												
Arm Height: n/a			Fabric yds: 4 Leather Sq. Ft.: 72												
Seat Height: 17.5"			Carton Weight: 75												
Inside Seat Depth: 47.5"															
Inside Seat Width: 47.5"															

2 Select a finish  
[View finish details](#)

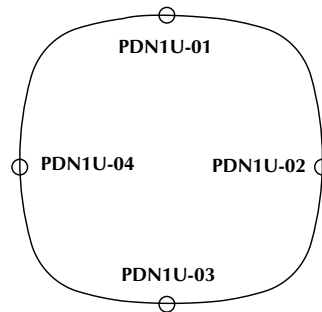
3 Combination Fabrics  
[View finish details](#)



DARRAN is pleased to offer customers the design freedom of combination fabrics. When using fabric, vinyl or leather combinations, pricing/yardage requirements will be as follows:

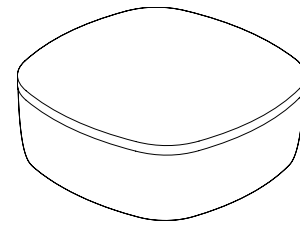
A Seat 2.75 yds  
B Base 2.25 yds

Node Power Placement Option



Top View

- When combining two materials of the same grade, pricing will be specified grade + 5%
- If combining two materials of different grades or leather/fabric combination, use the highest grade/price + 5%
- If using COM or COL, pricing will be COM or COL + 5%.
- If both COM + COL are used in combination, use COL + 5%.



[View statement of line](#)

Product features.

- 360 Degree sitting surface for wide range of uses
- Ottomans are standard with 1" adjustable glides

Options.

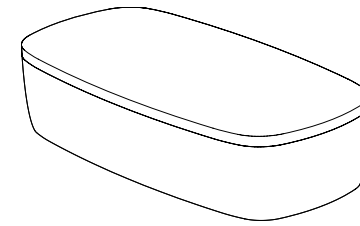
OTTOMAN POWER

- PDN1U-01: Node in top face; 1 power/1 USB charger - \$325
- PDN1U-02: Node in right face; 1 power/1 USB charger - \$325
- PDN1U-03: Node in bottom face; 1 power/1 USB charger - \$325
- PDN1U-04: Node in left face; 1 power/1 USB charger - \$325



bota.

Ottoman  
70" Ottoman



[View statement of line](#)

### Product features.

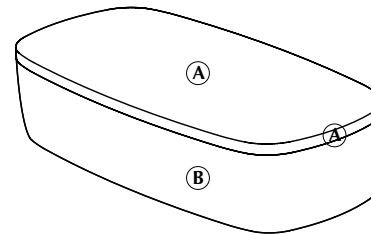
- 360 Degree sitting surface for wide range of uses
- Ottomans are standard with 1" adjustable glides

1 model	COM	COL	1	2	3	4	5	6	7	8	9	10	11/L1	12	13/L2
BOT0160MSO07	2747	2843	2923	3010	3097	3184	3271	3358	3445	3532	3619	3706	3793	3880	4054
W x D x H			Upholstery Requirements												
71 x 35.5 x 17.5			Fabric yds: 4.75 Leather Sq. Ft.: 85.5												
Arm Height: n/a			Carton Weight: 100												
Seat Height: 17.5"															
Inside Seat Depth: 35.5"															
Inside Seat Width: 71"															

2 Select a finish  
[View finish details](#)

3 Combination Fabrics  
[View finish details](#)

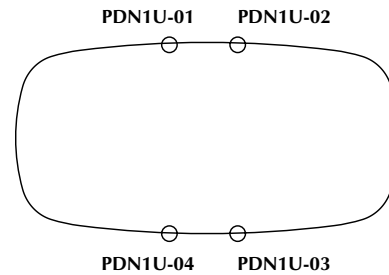
DARRAN is pleased to offer customers the design freedom of combination fabrics. When using fabric, vinyl or leather combinations, pricing/yardage requirements will be as follows:



A Seat 2.75 yds  
B Base 2.5 yds

- When combining two materials of the same grade, pricing will be specified grade + 5%
- If combining two materials of different grades or leather/fabric combination, use the highest grade/price + 5%
- If using COM or COL, pricing will be COM or COL + 5%.
- If both COM + COL are used in combination, use COL + 5%.

### Node Power Placement Option



Top View

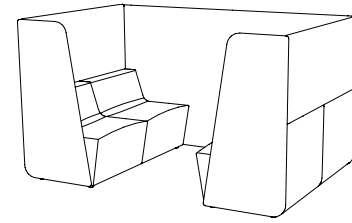
### Options.

#### OTTOMAN POWER

- PDN1U-01: Node in top face; 1 power/1 USB charger - \$325
- PDN1U-02: Node in right face; 1 power/1 USB charger - \$325
- PDN1U-03: Node in bottom face; 1 power/1 USB charger - \$325
- PDN1U-04: Node in left face; 1 power/1 USB charger - \$325

bota.

Booth  
4 Person Meeting Booth



[View statement of line](#)

**Product features.**

- Utilizes elastic webbing suspension that conforms to individual's lumbar curvatures for adaptive support
- Horizontal back provides easy ganging capabilities
- Upholstered screens can be specified in contrasting fabrics, vinyl or leather
- The upholstered wall is structured so that a TV up to 32" can be mounted on the inside or outside back wall of the booth
- Wire management channels are built into the wall to conceal cords
- All units are standard with 1" adjustable glides that allow for leveling

**NOTES**

- Please consult customer service when specifying a table other than Bota to ensure adequacy of seat access

**Options.**

**BOARDS**

- MBOC3421: 34" x 21" Marker board - \$440 ea.
- GBOC3421: 34" x 21" Glassboard - \$1098 ea.
- Specify location: interior, exterior, or both

**SEAT POWER**

- PDN1U-RSLFLF: Node in right facing seat front, left facing seat - \$325
- PDN1U-LSRFLF: Node in left facing seat front, left facing seat - \$325
- PDN1U-LSRFRF: Node in left facing seat front, right facing seat - \$325
- PDN1U-RSLFRF: Node in right facing seat front, right facing seat - \$325

**TV MOUNT**

- TM-1732: Fixed TV mount supports 17" - 32" TV - \$225
- Specify interior or exterior fixed TV mount location (2) black or white grommets included for TV wire entry and exit

1 model	COM	COL	1	2	3	4	5	6	7	8	9	10	11/L1	12	13/L2
BOT0160BNT04	11503	12443	12428	12884	13340	13796	14252	14708	15164	15620	16076	16532	16988	17444	18356
W x D x H			Upholstery Requirements												
95 x 63 x 53			Fabric yds: 25 Leather Sq. Ft.: 450												
Arm Height: n/a			Carton Weight: 300												
Seat Height: 17.5"															
Inside Seat Depth: 17"															
Inside Seat Width: 29.5"															

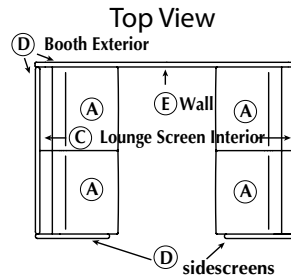
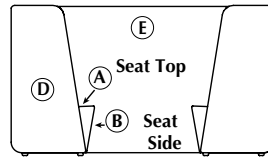
2 Select a finish  
[View finish details](#)

3 Combination Fabrics  
[View finish details](#)

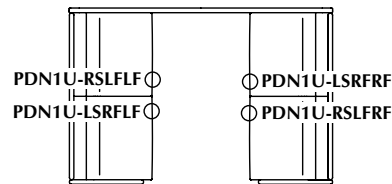
DARRAN is pleased to offer customers the design freedom of combination fabrics. When using fabric, vinyl or leather combinations, pricing/yardage requirements will be as follows:

- A** Inside Back & Seat 5 yds
- B** Seat Side 3 yds
- C** Lounge Screen Interior 4 yds
- D** Booth Side Walls and Exterior 10 yds
- E** Booth Interior Wall 4 yds.

- When combining two materials of the same grade, pricing will be specified grade + 5%
- If combining two materials of different grades or leather/fabric combination, use the highest grade/price + 5%
- If using COM or COL, pricing will be COM or COL + 5%.
- If both COM + COL are used in combination, use COL + 5%.



**Node Power Placement Option**



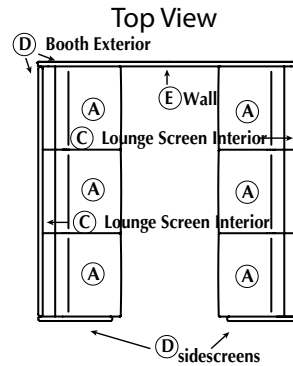
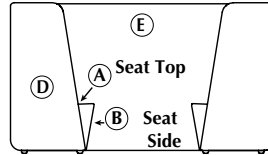
bota.

Booth  
6 Person Meeting Booth

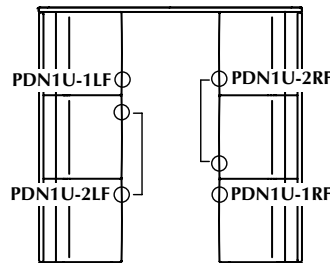
1 model	COM	COL	1	2	3	4	5	6	7	8	9	10	11/L1	12	13/L2
BOT0160BNT06	14878	15848	16062	16646	17230	17814	18398	18982	19566	20150	20734	21318	21902	22486	23654
W x D x H			Upholstery Requirements												
95 x 91 x 53			Fabric yds: 32 Leather Sq. Ft.: 576												
Arm Height: n/a			Carton Weight: 450												
Seat Height: 17.5"															
Inside Seat Depth: 17"															
Inside Seat Width: 29.5"															

2 Select a finish  
[View finish details](#)

3 Combination Fabrics  
[View finish details](#)




Node Power Placement Option



DARRAN is pleased to offer customers the design freedom of combination fabrics. When using fabric, vinyl or leather combinations, pricing/yardage requirements will be as follows:

- A Inside Back & Seat 7 yd(s).
- B Seat Side 4 yd(s).
- C Lounge Screen Interior 5.5 yd(s).
- D Booth Side Walls and Exterior 12 yd(s).
- E Booth Interior Wall 4 yds.

- When combining two materials of the same grade, pricing will be specified grade + 5%
- If combining two materials of different grades or leather/fabric combination, use the highest grade/price + 5%
- If using COM or COL, pricing will be COM or COL + 5%.
- If both COM + COL are used in combination, use COL + 5%.



[View statement of line](#)

Product features.

- Utilizes elastic webbing suspension that conforms to individual's lumbar curvatures for adaptive support
- Horizontal back provides easy ganging capabilities
- Upholstered screens can be specified in contrasting fabrics, vinyl or leather
- The upholstered wall is structured so that a TV up to 32" can be mounted on the inside or outside back wall of the booth
- Wire management channels are built into the wall to conceal cords
- All units are standard with 1" adjustable glides that allow for leveling

NOTES

- Please consult customer service when specifying a table other than Bota to ensure adequacy of seat access

Options.

BOARDS

- MBOC3421: 34" x 21" Marker board - \$440 ea.
- GBOC3421: 34" x 21" Glassboard - \$1145 ea.
- Specify location: interior, exterior, or both

SEAT POWER


- PDN1U-1LF: Node is right facing seat front, left facing seat - \$325
- PDN1U-2LF: Node in left and center facing seat front, left facing seat - \$650
- PDN1U-1RF: Node in right facing seat front, right facing seat - \$325
- PDN1U-2RF: Node in left and center facing seat front, right facing seat - \$650

TV MOUNT





- TM-1732: Fixed TV mount supports 17"- 32" TV - \$225
- Specify interior or exterior fixed TV mount location (2) black or white grommets included for TV wire entry and exit

# Bota.

Booth Table  
4 Person Meeting Booth Table



[View statement of line](#)

1 Select a model w" x d" x h"	weight	Standard Veneer Top White Metal Base		Premium Veneer Top White Metal Base		High Pressure Laminate Top White Metal Base		Thermally Fused Laminate Top White Metal Base	
35 x 48 x 29	70	BOT4835MT500W	1711	BOT4835MT500P	1883	BOT4835MT500G	1711	BOT4835MT500M	1276
2 Select a finish <a href="#">View finish details</a>  Metal finish MFW White. Additional metal finishes are available, see options.		WLA WEC WAM WCM WWM WGW WBW WSW WNW WWP		WBO WMO WSO TSTV TSMV TSLV		GEC GAM GCM GWM GSTV GSLV GNW GWL		MEC MGW MTW MSW MWL	
3 Select a edge <a href="#">View edge details</a>		 Flat		 Flat		 Flat		 Flat	
4 Select hardware <a href="#">View hardware details</a>		Hardware N/A		Hardware N/A		Hardware N/A		Hardware N/A	

## Product features.

- Table legs come standard in white (optional black or silver)

## Options.

### WORKSURFACE CLAMP MOUNT POWER


- PD-KENO-B: Keno power pod with clamp (includes 2 wire management grommets) - \$285 ea.
- Specify color and interior or exterior wire exit
- PD-TULLY-B: Tully power pod with clamp (includes 2 wire management grommets) - \$410 ea.
- Specify color and interior or exterior wire exit
- PD-TULLY-DATA: Tully data power pod with clamp (includes 2 wire management grommets) - \$400 ea.
- Specify color and interior or exterior wire exit

### PREMIUM FINISH OPTION





- Specify base metal finish color - \$160 per base
- MFS: Silver, MFB: Black

# Bota.

Booth Table  
6 Person Meeting Booth Table



[View statement of line](#)

1 Select a model w" x d" x h"	weight	Standard Veneer Top White Metal Base		Premium Veneer Top White Metal Base		High Pressure Laminate Top White Metal Base		Thermally Fused Laminate Top White Metal Base	
35 x 78 x 29	95	BOT7835MT500W	2397	BOT7835MT500P	2637	BOT7835MT500G	2397	BOT7835MT500M	1636
2 Select a finish <a href="#">View finish details</a>									
Metal finish MFW White. Additional metal finishes are available, see options.									
		WLA		WBO		GEC		MEC	
		WEC		WMO		GAM		MGW	
		WAM		WSO		GCM		MTW	
		WCM		TSTV		GWM		MSW	
		WWM		TSMV		GSTV		MWL	
		WGW		TSLV		GSLV			
		WBW				GNNW			
		WSW				GWL			
		WNW							
		WWP							
3 Select a edge <a href="#">View edge details</a>									
									
		Flat		Flat		Flat		Flat	
4 Select hardware <a href="#">View hardware details</a>									
		Hardware N/A		Hardware N/A		Hardware N/A		Hardware N/A	

## Product features.

- Table legs come standard in white (optional black or silver)

## Options.

### WORKSURFACE CLAMP MOUNT POWER

- PD-KENO-B: Keno power pod with clamp (includes 2 wire management grommets) - \$285 ea.
- Specify color and interior or exterior wire exit
- PD-TULLY-B: Tully power pod with clamp (includes 2 wire management grommets) - \$410 ea.
- Specify color and interior or exterior wire exit
- PD-TULLY-DATA: Tully data power pod with clamp (includes 2 wire management grommets) - \$400 ea.
- Specify color and interior or exterior wire exit

### PREMIUM FINISH OPTION

- Specify base metal finish color - \$160 per base
- MFS: Silver, MFB: Black

# Bota.

Freestanding Table  
Freestanding Table



1 Select a model		Standard Veneer Top Black Metal Base		1/2" Compact Laminate Top Black Metal Base		View statement of line	
w" x d" x h"	weight						
12.5 x 13.75 x 24.5	15	BOT0160FST01W	698	BOT0160FST01M	675		
2 Select a finish		WLA	WBO	LAW			
<i>View finish details</i>		WEC	WMO	LNB			
Metal finish		WAM	WSO				
MFB Black. Additional metal finishes are available, see options.		WCM	TSTV				
		WWM	TSMV				
		WGW	TSLV				
		WBW					
		WSW					
		WNW					
		WWP					
3 Select a edge		Edge		Edge			
<i>View edge details</i>		N/A		N/A			
4 Select hardware		Hardware		Hardware			
<i>View hardware details</i>		N/A		N/A			

## Product features.

- Standard Black Base (optional White, Silver)

## Options.

### PREMIUM FINISH OPTION

- Specify base metal finish color - \$160 per base
- MFW: White, MFS: Silver

Bota.

Coat Stand  
Wire Coat Stand



1	Select a model	Black Metal Coat Stand
	w" x d" x h"	
	20.25 x 18.5 x 67	25 BOT0160WCS01 944

[View statement of line](#)

Product features.  
- Standard Black Finish

2	Select a finish	MFB
	<a href="#">View finish details</a>	
	Metal finish	
	MFB Black	

3	Select a edge	Edge
	<a href="#">View edge details</a>	N/A

4	Select hardware	Hardware
	<a href="#">View hardware details</a>	N/A

## power & data options.

### Keno power unit

#### Style Number



PD-KENO-B

Select power block to link workstations

#### List Price

\$285

## Specifications


- › Size 5.5" L x 2.125" W x 2.5" H
- › 2 TR AC Outlets
- › 1 4.2A USB module w/ 2 charging ports
- › 10' Power cord
- › Includes 2 wire management grommets

Available: Bota booth table

#### Telecom Plates

With 120" hardwire power cord.

Two Pack Power Block System: 2PPBS	\$390
Four Pack Power Block System: 4PPBS	\$750
Six Pack Power Block System: 6PPBS	\$1100



White



Black



## power & data options.

### Node power unit

Style Number List Price



STARTER UNITS

PDN1U PLUG

\$325

Includes (1) node unit with plug infeed - includes 72" cord

\*See pod placement options below

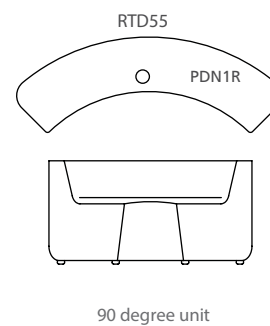
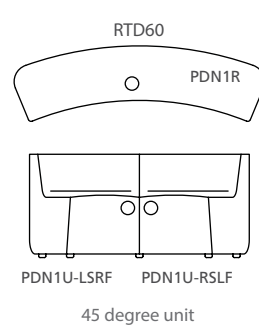
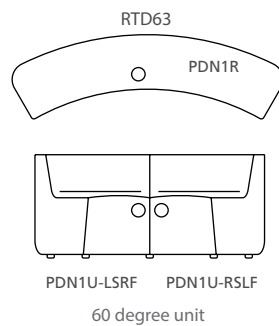
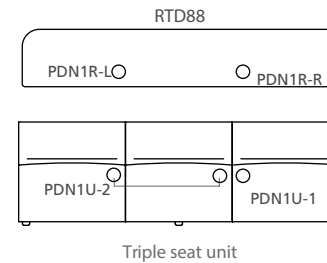
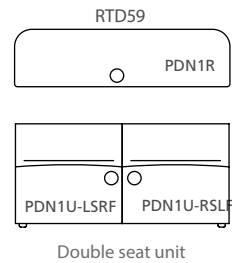
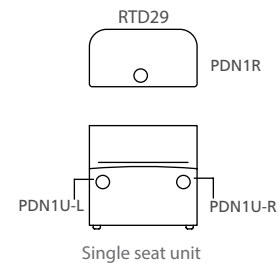


## Specifications

- › Size: 4" Dia
- › (1) 15 Amp Receptacles and (1) USB duplex
- › Surface Mount
- › Standard White Finish, Available in Black or Silver Finish upon request
- › UL Approved

Available: Bota

## node power placement



## power & data options.

Tully power unit

Style Number	List Price
PD-TULLY-B	\$410


Select power block to link workstations

### Specifications


- > 5.5" W x 3.2" H x 1.81" D
- > Finish: Smooth molded plastic integrated within a single piece cover
- > Mounts to the edge of your work surface, with no table cut outs or installation required.
- > (2) Power receptacles, (2) USB 2.1 Amp ports
- > 72" Cord (10' cord available, contact customer service).
- > Standard in White. Available in gray, black, neon red, harvest pumpkin, light green, daisy blue.
- > UL310, Class 2, FCC Part 15A approved
- > Clamp accessory accommodates table thickness from .75"-1.5"
- > Includes 2 wire management grommets

Available: Bota booth table

Power Block	
With 120" hardwire power cord.	
Two Pack Power Block System 2PPBS	\$390
Four Pack Power Block System 4PPBS	\$750
Six Pack Power Block System 6PPBS	\$1100



# Covet price list



effective july 1, 2021

designed by michael shields

# Covet price list revisions

Date	Page	Modification	Description
------	------	--------------	-------------




## Covet table of contents


Fabric seat & leather program.....	1
Seating Specification.....	4
Finishes.....	5
Executive Chair.....	6



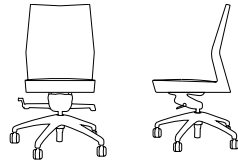
statement of line.



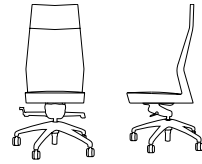
PAGE 6  
Upholstered Arms  
Mid-Back



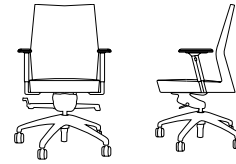
PAGE 7  
Upholstered Arms  
High-Back



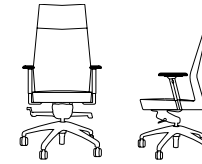
PAGE 8  
Armless  
Mid-Back



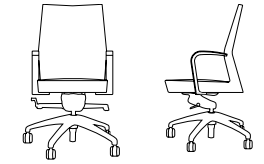
PAGE 9  
Armless  
High-Back



PAGE 10  
Adjustable Ergonomic Arms  
Mid-Back



PAGE 11  
Adjustable Ergonomic Arms  
High-Back



PAGE 12  
Metal "C" Arms  
Mid-Back



PAGE 13  
Metal "C" Arms  
High-Back



## Covet seating fabric & leather program

### Seating & fabric leather program

DARRAN has partnered with some of the most prestigious fabric suppliers of the office furniture industry to bring you quality fabrics that are engaging designs, environmentally friendly and durable for years to come. The majority of fabrics we have graded-in are in heavy supply making it most likely available on our Quickship however, we cannot guarantee stock. If you do not see the fabric you wish to include in a project, please contact our Factory to see if this pattern can be graded in at 800.334.7891.

### Fabrics & Leathers

Please visit our Seating Fabrics page at [darran.com/textilesleather](http://darran.com/textilesleather)

Camira  
[www.camirafabrics.com](http://www.camirafabrics.com)  
 800.334.789

Wollsdorf  
[www.wollsdorf.com](http://www.wollsdorf.com)  
 336.884.5005

CFStinson  
[www.cfstinson.com](http://www.cfstinson.com)  
 800.841.6279

Green Hides  
[www.greenhides.com](http://www.greenhides.com)  
 336.315.9720

DesignTex  
[www.designtex.com](http://www.designtex.com)  
 800.797.4949

Maharam  
[www.maharam.com](http://www.maharam.com)  
 800.645.3943

Momentum Textiles  
[www.momentumtextiles.com](http://www.momentumtextiles.com)  
 800.366.6839

Ultrafabrics  
[www.ultrafabricsinc.com](http://www.ultrafabricsinc.com)  
 800.334.7891

Application instructions must be specified on the purchase order or COM / COL submission form. In the absence of application instructions, DARRAN will apply materials accordingly.

### CAL117

All DARRAN seating products conform to California Technical Bulletin 117 as a minimum standard.

### CAL133

To meet the California Technical Bulletin 133 flammability regulation, a combination of proper materials must be used to pass, as it tests the fire resistance of a finished product. Flame resistant fabric, a fire blocker material and special foam must be used to pass CAL133 fire codes.

Testing is available for all seating products with the following fees and considerations:

- If laboratory certification is not required, any style can be manufactured to comply with California Technical Bulletin 133 for \$75 list per yard required. (Customer's Own Materials must factor in additional yardage requirements based on repeat.)
- The purchase order must clearly indicate the requirement of California Technical Bulletin 133
- If laboratory California Technical Bulletin 133 certification is required, the cost of testing a chair is \$820 NET, plus the cost of the chair and covering material.
- An additional lead time of 4 to 6 weeks is required for testing for CAL133.
- Once testing is completed, we will provide a certification letter specific to the sample tested for CAL133.
- DARRAN's manufacturing procedures for California TB 133 compliance are based on the testing of representative style with specific fabrics. Please contact Customer Service for an updated list of tested models.
- A copy of test certification is available upon request.W

## Covet seating fabric & leather program

### Combination fabrics

DARRAN is pleased to offer customers the design freedom of combination fabrics. When using fabric, vinyl or leather combinations, pricing will be as follows:

- When combining two materials of the same grade, pricing will be specified grade + 5%.
- If combining two materials of different grades or leather/ fabric combination, use the highest grade/price + 5%.
- If using COM or COL, pricing will be COM or COL + 5%. If both COM + COL are used in combination, use COL + 5%

### COM/COL ordering instructions

Please complete the COM Submission Form prior to ordering the fabric from the supplier. All COM fabrics must be approved prior to order submission. Please refer to our website or contact DARRAN Seating Customer Service for an updated list of preapproved COM fabrics. Application instructions must be specified on the purchase order or COM/COL submission form. In the absence of application instructions, DARRAN will apply materials in the best manner and cannot be held responsible for tailoring or application objections after upholstering. COM orders will be scheduled for production after receipt of the material. Packages must be clearly marked and the fabric must be first quality, continuous yardage.

### COM/COL yardage requirements

The yardage requirements stated in this price list for each style are calculated using 54" wide, non-directional fabrics. For fabrics with a different width or for patterns with repeats, please refer to the below chart to calculate the additional percent of fabric required:

Fabric Width	Plain Fabric	2" - 14" Repeat	15" - 19" Repeat	20" - 27" Repeat	28" - 36" Repeat
54"	0	15%	20%	25%	30%
53"	6%	19%	24%	28%	36%
52"	13%	23%	28%	33%	38%
51"	19%	26%	31%	36%	41%
50"	25%	30%	35%	40%	45%
49"	30%	35%	40%	45%	50%
48"	35%	40%	45%	50%	55%
47"	45%	50%	55%	58%	65%



## Covet seating fabric & leather program

NOTE: Prior To Completion Of This Form, Please Refer To Our Graded In Materials Program For Preapproved Fabrics/Leathers.

### COM/COL Approval

DARRAN Furniture Industries  
 2402 Shore Street, High Point, NC 27263  
 ATTN: Seating Division / COM/COL Approval  
 TAG: DARRAN Purchase Order Number

### Shipping approved COM/COL materials

DARRAN Furniture Industries  
 2402 Shore Street, High Point, NC 27263  
 ATTN: Seating Division / COM/COL Approval  
 TAG: DARRAN Purchase Order Number

Please complete this form, attach a 6" x 6" sample and mail to the COM/COL APPROVAL address shown above.  
 This form can also be downloaded from our website at [www.darran.com/leathers](http://www.darran.com/leathers) OR [www.darran.com/fabrics](http://www.darran.com/fabrics)

Purchase Order # \_\_\_\_\_  
 Dealer's Name \_\_\_\_\_  
 Contact \_\_\_\_\_  
 Address \_\_\_\_\_  
 Telephone \_\_\_\_\_  
 Email \_\_\_\_\_  
 Chair Style \_\_\_\_\_  
 Manufacturer \_\_\_\_\_  
 Pattern Name \_\_\_\_\_  
 Pattern Color \_\_\_\_\_  
 Content \_\_\_\_\_  
 Repeat \_\_\_\_\_

Please specify any special requirements and check the application above.

\_\_\_\_\_  
 \_\_\_\_\_  
 \_\_\_\_\_

ATTACH 6" X 6" FABRIC/LEATHER SAMPLE HERE


**NOTE**

Actual Fabric/Leather samples needed instead of digital images. If digital images are sent in lieu of samples, DARRAN will only verify the pattern and will not take responsibility for color variances that cannot be verified due to printing restrictions

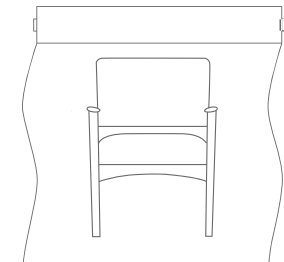
In the absence of application instructions, DARRAN will apply the material in the best manner and cannot be held responsible for tailoring or application objections after upholstery.

Unless otherwise instructed on the purchase order, excess COM materials will be recycled at the discretion of DARRAN after six months of the original product ship date.

The COM approval solely pertains to the application of the fabric onto the specified DARRAN seating product. DARRAN's approval or acceptance does not constitute any responsibility or warranty to the overall appearance, durability, flammability, defects, dye lot variations or colorfastness of the COM. It is the customer's responsibility to ensure the COM meets CAL 117 compliance and are first quality continuous goods.



**RAILROAD**



**SETUP**

## Covet seating specification

Width = 25-3/4"  
 Depth = 23-1/2"  
 Height = 47-1/2 - 50-1/2"  
 Seat Width = 20-1/2"  
 Seat Depth = 19"  
 Seat Height = 19 - 22"  
 Arm Height = 26" - 29"

**Frame Construction:** Hardwood  
 Plywood components are precision cut on CNC routers and feature interlocking tab joinery for superior strength and long term durability. All joints are assembled utilizing glue and steel fasteners.

**Cushioning:** Back utilizes an elastic sheet webbing suspension that conforms to individual's lumbar curvatures for adaptive support. Cushioning materials are laminations or CAL117 rated high-density polyurethane foams of varying compression rates, providing durability and long terms comfort.

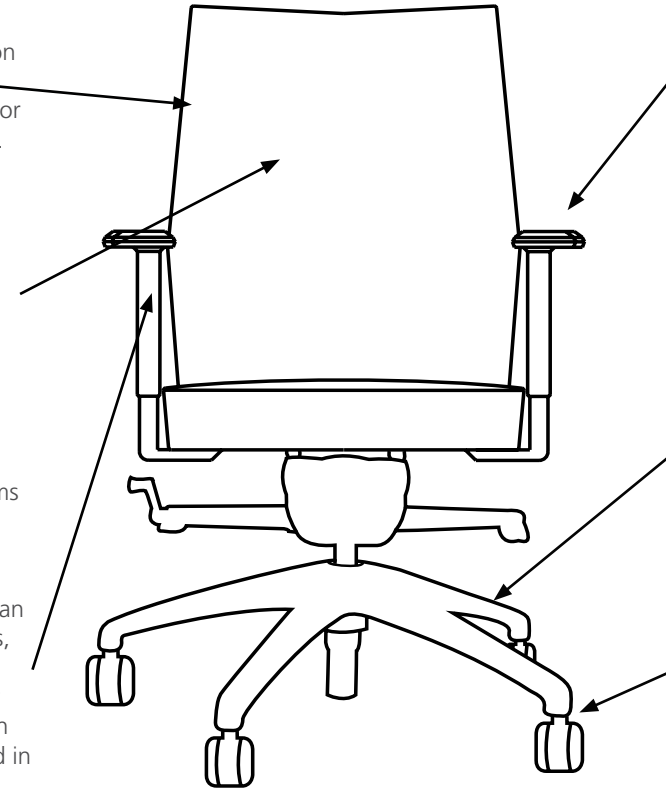
**Upholstered Arms:** Upholstered panel arms features caps which can be specified in constrasting fabrics, vinyls or leathers. Optional wood arm caps are also available in any DARRAN finish. Welting between cap and arm can also be specified in contrasting upholstery materials.

**Adjustable Ergonomic Arms:** Available in either T-Polished Aluminum or T-Nylon Black this multi-functional telescoping arm features height, depth, and pivot adjustability. Activated by a button trigger, it provides 4" of vertical adjustment to help relieve upper back and shoulder fatigue. 3" of front to back friction - activated depth adjustment allows users to get closer to their work surface while maintaining effective use of the backrest. The 30 degree inward / outward pivot provides proper forearm support for various tasks such as keying and mousing.

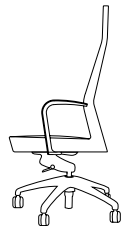
**Bases:** 26" diameter, available in Polished Aluminum (Standard), Black or Wood.

**Casters:** 60mm diameter wheels are standard and promote increased mobility.

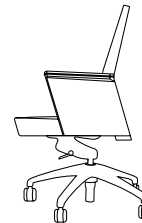
Carpet casters are standard. For hard floor surfaces specify CST20 - no upcharge.



Adjustable Arms  
 Mid or High-Back



Metal "C" Arms  
 Mid or High-Back



Upholstered Arms  
 Mid or High-Back



Armless  
 Mid or High-Back

Covet's slim, chiseled, profile compliments DARRAN's contemporary and transitional casegoods and conference room offerings. Finely tailored upholstery featuring elegant top stitch detailing provides a quality image while accommodating "real world" budgets. A family of models is offered, appropriate for Executive private offices, conference rooms, or open plan environments. A high level of detail provides 360° visual interest, especially important in conference room applications. Variety of textiles and back options offer customers flexibility in design and consistency within each office setting.

### Knee-tilt swivel mechanism

The standard Knee-tilt mechanism features an advanced forward pivot point that reduces leg lift with a 16 degree seat angle and a 25 degree back angle tilt. The mechanism locks in task and reclined positions with side tensions adjustment. Height adjustment and tilt tension are also provided.

## Covet finishes

Finishes for arms or wood base only

WLA Lofty Ash  
 WAC Amber Cherry  
 WRC Caramel Cherry  
 WIC Crimson Cherry  
 WEC Ebony  
 WHC Honey Cherry  
 WOC KoKo Cherry  
 WAM Alabaster Maple  
 WCM Clear Maple  
 WWM Wheat Maple  
 WBO Blush Oak  
 WMO Mocha Oak  
 WNO Natural Oak  
 WSO Salted Oak  
 WEW Executive Walnut  
 GWG Gunstock Walnut  
 WBW Henna Walnut  
 WNW Natural Walnut  
 TBCO Baby's Cheek  
 TBSW Brown Sugar  
 TSTV Studio Teak Walnut  
 SSM Seattle Mist Paint  
 SSL Skyline Walnut Paint  
 TOBW Organic Brown  
 WWP Designer White Paint

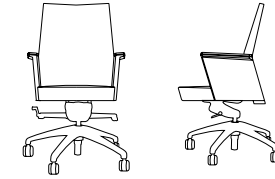
Send 3x3 or larger finish chip for color match. Custom finish upcharge is 3% or \$250 Net (whichever is greater).

## Finish

ENVI-CT Green Certified European Technology Coatings Finish.

Covet.

Upholstered Arms  
Mid-Back

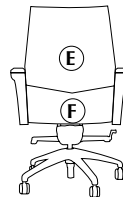
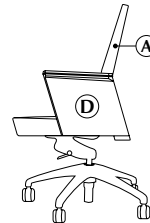
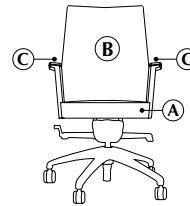


*View statement of line*

1 model	COM	COL	1	2	3	4	5	6	7	8	9	10	11/L1	12	13/L2
COV9725UAM04	2093	2171	2204	2259	2314	2369	2424	2479	2534	2589	2644	2699	2754	2809	2919
W x D x H 25.75 x 23.5 x 40-42.75 Arm Height: 26" -29" Seat Height: 19" - 22" Inside Seat Depth: 19" Inside Seat Width: 20 -1/2"			Upholstery Requirements Fabric yds: 3 Leather Sq. Ft.: 60 Carton Weight: 55												

2 Select a finish  
*View finish details*  
Finishes N/A

3 Combination Fabrics  
*View finish details*



DARRAN is pleased to offer customers the design freedom of combination fabrics. When using fabric, vinyl or leather combinations, pricing/yardage requirements will be as follows:

- A Seat/Sides 1 yd(s).
- B Inside Back .75 yd(s).
- C Arms Caps .5 yd(s).
- D Arms .75 yd(s).
- E Upper Outside Back .75 yd(s).
- F Lower Outside Back .75 yds(s).

- When combining two materials of the same grade, pricing will be specified grade + 5%
- If combining two materials of different grades or leather/fabric combination, use the highest grade/price + 5%
- If using COM or COL, pricing will be COM or COL + 5%.
- If both COM + COL are used in combination, use COL + 5%.

Product features.

- 26" diameter polished aluminum base
- Back utilizes an elastic sheet webbing suspension that conforms to individual's lumbar curvatures for adaptive support.
- Knee Tilt Swivel w/ forward pivot point
- Large 60mm diameter casters are standard and promote increased mobility.
- Plywood components feature interlocking tab joinery for superior strength and long term durability.
- Upholstered panel arms feature caps which can be specified in contrasting fabrics, vinyl, or leathers.

Options.

**WOOD ARM CAP**

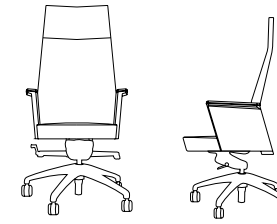
- AOW: Wood Arm Caps, see page 5 to specify finish - \$100

**BASE OPTIONS**

- BBPC: Black Base - \$95
- BOW: Wood Base, see page 5 to specify finish - \$170

Covet.

Upholstered Arms  
High-Back



*View statement of line*

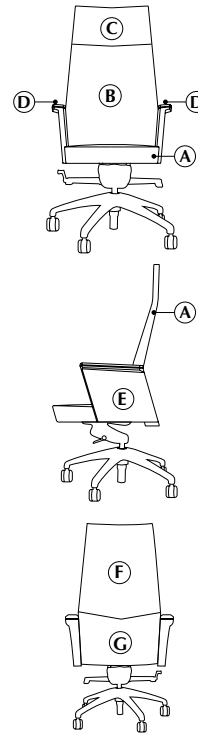
**Product features.**

- 26" diameter polished aluminum base
- Back utilizes an elastic sheet webbing suspension that conforms to individual's lumbar curvatures for adaptive support.
- Knee Tilt Swivel w/ forward pivot point
- Large 60mm diameter casters are standard and promote increased mobility.
- Plywood components feature interlocking tab joinery for superior strength and long term durability.
- Upholstered panel arms feature caps which can be specified in contrasting fabrics, vinyl, or leathers.

1 model	COM	COL	1	2	3	4	5	6	7	8	9	10	11/L1	12	13/L2
COV9725UAH05	2202	2283	2332	2396	2460	2524	2588	2652	2716	2780	2844	2908	2972	3036	3164
W x D x H 25-34 x 23.5 x 50.5-53 Arm Height: 26" - 29" Seat Height: 19" - 22" Inside Seat Depth: 19" Inside Seat Width: 20 -1/2"			Upholstery Requirements Fabric yds: 3 -1/2 Leather Sq. Ft.: 70 Carton Weight: 60												

2 Select a finish  
*View finish details*  
Finishes N/A

3 Combination Fabrics  
*View finish details*



**DARRAN is pleased to offer customers the design freedom of combination fabrics. When using fabric, vinyl or leather combinations, pricing/ yardage requirements will be as follows:**

- A Seat/Sides** 1 yd(s).
- B Lower Inside Back** .75 yd(s).
- C Upper Inside Back** 0.75 yd(s).
- D Arm Cap** .5 yd(s).
- E Arms** .75 yd(s).
- F Upper Outside Back** .75 yd(s)
- G Lower Outside Back** .75 yd(s)

- When combining two materials of the same grade, pricing will be specified grade + 5%
- If combining two materials of different grades or leather/fabric combination, use the highest grade/price + 5%
- If using COM or COL, pricing will be COM or COL + 5%.
- If both COM + COL are used in combination, use COL + 5%.

**Options.**

**WOOD ARM CAP**

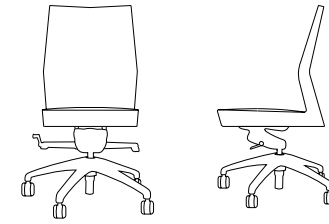
- AOW: Wood Arm Caps, see page 5 to specify finish - \$100

**BASE OPTIONS**

- BBPC: Black Base - \$95
- BOW: Wood Base, see page 5 to specify finish - \$170

Covet.

Armless  
Mid-Back



[View statement of line](#)

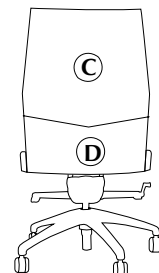
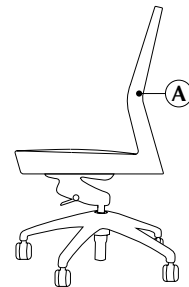
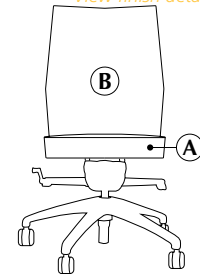
Product features.

- 26" diameter polished aluminum base
- Back utilizes an elastic sheet webbing suspension that conforms to individual's lumbar curvatures for adaptive support.
- Knee Tilt Swivel w/ forward pivot point
- Large 60mm diameter casters are standard and promote increased mobility.
- Plywood components feature interlocking tab joinery for superior strength and long term durability.

1 model	COM	COL	1	2	3	4	5	6	7	8	9	10	11/L1	12	13/L2
COV9725NAM00	1636	1691	1729	1775	1821	1867	1913	1959	2005	2051	2097	2143	2189	2235	2327
W x D x H			Upholstery Requirements												
20.5 x 23.5 x 40-42.75			Fabric yds: 2 -1/2 Leather Sq. Ft.: 50												
Arm Height: N/A			Carton Weight: 50												
Seat Height: 19" - 22"															
Inside Seat Depth: 19"															
Inside Seat Width: 20 -1/2"															

2 Select a finish  
[View finish details](#)  
Finishes N/A

3 Combination Fabrics  
[View finish details](#)



DARRAN is pleased to offer customers the design freedom of combination fabrics. When using fabric, vinyl or leather combinations, pricing/yardage requirements will be as follows:

- A Seat/Sides 1 yd(s).
- B Inside Back .75 yd(s).
- C Upper Outside Back .75 yd(s).
- D Lower Outside Back .75 yd(s).

- When combining two materials of the same grade, pricing will be specified grade + 5%
- If combining two materials of different grades or leather/fabric combination, use the highest grade/price + 5%
- If using COM or COL, pricing will be COM or COL + 5%.
- If both COM + COL are used in combination, use COL + 5%.

Options.

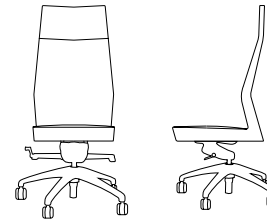
WOOD ARM CAP

Base

- BBPC: Black Base - \$95
- BOW: Wood Base, see page 5 to specify finish - \$170

# Covet.

Armless  
High-Back



[View statement of line](#)

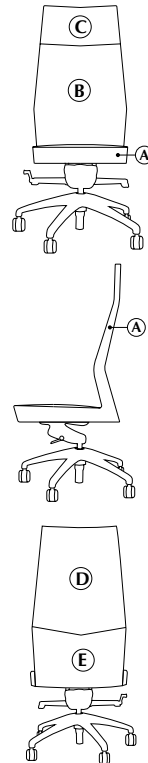
## Product features.

- 26" diameter polished aluminum base
- Back utilizes an elastic sheet webbing suspension that conforms to individual's lumbar curvatures for adaptive support.
- Knee Tilt Swivel w/ forward pivot point
- Large 60mm diameter casters are standard and promote increased mobility.
- Plywood components feature interlocking tab joinery for superior strength and long term durability.

1 model	COM	COL	1	2	3	4	5	6	7	8	9	10	11/L1	12	13/L2
COV9725NAH01	1745	1803	1856	1911	1966	2021	2076	2131	2186	2241	2296	2351	2406	2461	2571
W x D x H			Upholstery Requirements												
20.5 x 23.5 x 50.5-53			Fabric yds: 3 Leather Sq. Ft.: 60												
Arm Height: N/A			Carton Weight: 55												
Seat Height: 19" - 22"															
Inside Seat Depth: 19"															
Inside Seat Width: 20 -1/2"															

2 Select a finish  
[View finish details](#)  
Finishes N/A

3 Combination Fabrics  
[View finish details](#)



DARRAN is pleased to offer customers the design freedom of combination fabrics. When using fabric, vinyl or leather combinations, pricing/yardage requirements will be as follows:

- A Seat/Sides 1 yd(s).
- B Lower Inside Back .75 yd(s).
- C Upper Inside Back .5 yd(s).
- D Upper Outside Back .75 yd(s).
- E Lower Outside Back .75 yd(s).

- When combining two materials of the same grade, pricing will be specified grade + 5%
- If combining two materials of different grades or leather/fabric combination, use the highest grade/price + 5%
- If using COM or COL, pricing will be COM or COL + 5%.
- If both COM + COL are used in combination, use COL + 5%.

## Options.

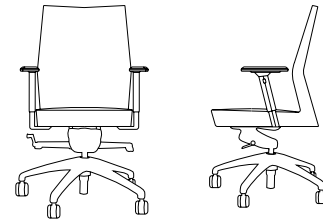
### WOOD ARM CAP

Base

- BBPC: Black Base - \$95
- BOW: Wood Base, see page 5 to specify finish - \$170

Covet.

Adjustable Ergonomic Arms  
Mid-Back



[View statement of line](#)

Product features.

- 26" diameter polished aluminum base
- Back utilizes an elastic sheet webbing suspension that conforms to individual's lumbar curvatures for adaptive support.
- Black adjustable ergonomic arms are available with spring loaded height adjustment and button activation. Arms are angles at 15 degrees with an adjustable arm pad for additional comfort and support. Arm adjusts 3- 1/4" in height and 1-1/2" in width
- Knee Tilt Swivel w/ forward pivot point
- Large 60mm diameter casters are standard and promote increased mobility.
- Plywood components feature interlocking tab joinery for superior strength and long term durability.

Options.

**WOOD ARM CAP**

Base

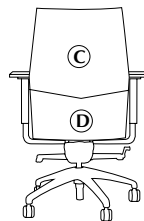
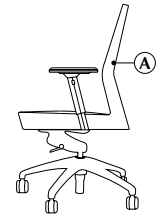
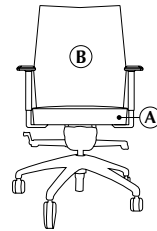
- BBPC: Black Base - \$95

- BOW: Wood Base, see page 5 to specify finish - \$170

1 model	COM	COL	1	2	3	4	5	6	7	8	9	10	11/L1	12	13/L2
COV9725AAM02	1900	1955	1993	2039	2085	2131	2177	2223	2269	2315	2361	2407	2453	2499	2591
W x D x H			Upholstery Requirements												
27.5 x 23.5 x 40-42.75			Fabric yds: 2 -1/2 Leather Sq. Ft.: 50												
Arm Height: 26" - 29"			Carton Weight: 55												
Seat Height: 19" - 22"															
Inside Seat Depth: 19"															
Inside Seat Width: 20 -1/2"															

2 Select a finish  
[View finish details](#)  
Finishes N/A

3 Combination Fabrics  
[View finish details](#)



DARRAN is pleased to offer customers the design freedom of combination fabrics. When using fabric, vinyl or leather combinations, pricing/ yardage requirements will be as follows:

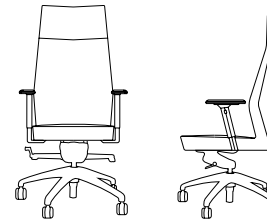
- A Seat/Sides 1 yd(s).
- B Inside Back .75 yd(s).
- C Upper Outside Back .75 yd(s).
- D Lower Outside Back .75 yd(s).

- When combining two materials of the same grade, pricing will be specified grade + 5%
- If combining two materials of different grades or leather/fabric combination, use the highest grade/price + 5%
- If using COM or COL, pricing will be COM or COL + 5%.
- If both COM + COL are used in combination, use COL + 5%.



Covet.

Adjustable Ergonomic Arms  
High-Back

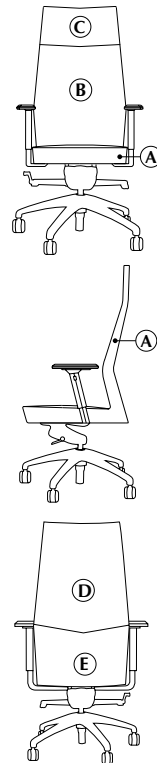


[View statement of line](#)

1 model	COM	COL	1	2	3	4	5	6	7	8	9	10	11/L1	12	13/L2
COV9725AAH03	2008	2066	2119	2174	2229	2284	2339	2394	2449	2504	2559	2614	2669	2724	2834
W x D x H			Upholstery Requirements												
27.5 x 23.5 x 50.5-53			Fabric yds: 3 Leather Sq. Ft.: 60												
Arm Height: 26" - 29"			Carton Weight: 60												
Seat Height: 19" - 22"															
Inside Seat Depth: 19"															
Inside Seat Width: 20 -1/2"															

2 Select a finish  
[View finish details](#)  
Finishes N/A

3 Combination Fabrics  
[View finish details](#)



DARRAN is pleased to offer customers the design freedom of combination fabrics. When using fabric, vinyl or leather combinations, pricing/yardage requirements will be as follows:

- A Seat/Sides 1 yd(s).
- B Lower Inside Back .75 yd(s).
- C Upper Inside Back .5 yd(s).
- D Upper Outside Back .75 yd(s).
- E Lower Outside Back .75 yd(s).

- When combining two materials of the same grade, pricing will be specified grade + 5%
- If combining two materials of different grades or leather/fabric combination, use the highest grade/price + 5%
- If using COM or COL, pricing will be COM or COL + 5%.
- If both COM + COL are used in combination, use COL + 5%.

Product features.

- 26" diameter polished aluminum base
- Back utilizes an elastic sheet webbing suspension that conforms to individual's lumbar curvatures for adaptive support.
- Black adjustable ergonomic arms are available with spring loaded height adjustment and button activation. Arms are angles at 15 degrees with an adjustable arm pad for additional comfort and support. Arm adjusts 3- 1/4" in height and 1-1/2" in width
- Knee Tilt Swivel w/ forward pivot point
- Large 60mm diameter casters are standard and promote increased mobility.
- Plywood components feature interlocking tab joinery for superior strength and long term durability.

Options.

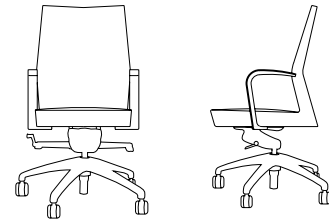
WOOD ARM CAP

Base

- BBPC: Black Base - \$95
- BOW: Wood Base, see page 5 to specify finish - \$170

Covet.

Metal "C" Arms  
Mid-Back



[View statement of line](#)

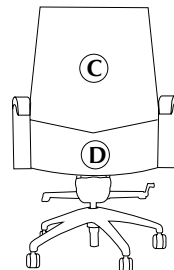
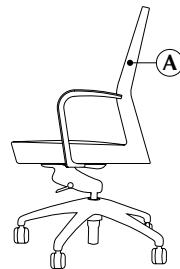
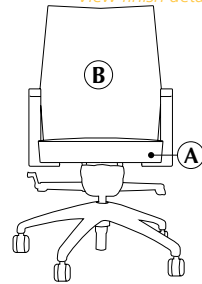
Product features.

- 26" diameter polished aluminum base
- Back utilizes an elastic sheet webbing suspension that conforms to individual's lumbar curvatures for adaptive support.
- Knee Tilt Swivel w/ forward pivot point
- Large 60mm diameter casters are standard and promote increased mobility.
- Metal "C" Arm
- Plywood components feature interlocking tab joinery for superior strength and long term durability.

1 model	COM	COL	1	2	3	4	5	6	7	8	9	10	11/L1	12	13/L2
COV9725CAM06	1782	1837	1875	1921	1967	2013	2059	2105	2151	2197	2243	2289	2335	2381	2473
W x D x H			Upholstery Requirements												
26 x 23.5 x 40-42.75			Fabric yds: 2 -1/2 Leather Sq. Ft.: 50												
Arm Height: 26" - 29"			Carton Weight: 50												
Seat Height: 19" - 22"															
Inside Seat Depth: 19"															
Inside Seat Width: 20 -1/2"															

2 Select a finish  
[View finish details](#)  
Finishes N/A

3 Combination Fabrics  
[View finish details](#)



DARRAN is pleased to offer customers the design freedom of combination fabrics. When using fabric, vinyl or leather combinations, pricing/yardage requirements will be as follows:

- A Seat/Sides 1 yd(s).
- B Inside Back .75 yd(s).
- C Upper Outside Back .75 yd(s).
- D Lower Outside Back .75 yd(s).

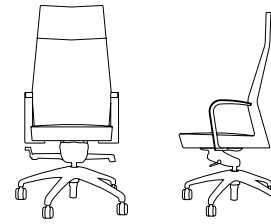
- When combining two materials of the same grade, pricing will be specified grade + 5%
- If combining two materials of different grades or leather/fabric combination, use the highest grade/price + 5%
- If using COM or COL, pricing will be COM or COL + 5%.
- If both COM + COL are used in combination, use COL + 5%.

BASE OPTIONS

- BBPC: Black Base - \$95
- BOW: Wood Base, see page 5 to specify finish - \$170

Covet.

Metal "C" Arms  
High-Back



[View statement of line](#)

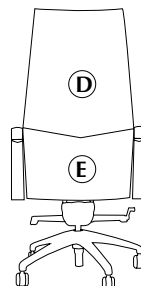
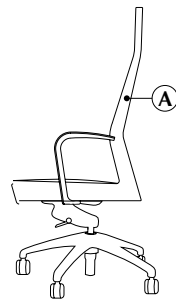
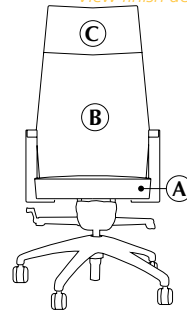
**Product features.**

- 26" diameter polished aluminum base
- Back utilizes an elastic sheet webbing suspension that conforms to individual's lumbar curvatures for adaptive support.
- Knee Tilt Swivel w/ forward pivot point
- Large 60mm diameter casters are standard and promote increased mobility.
- Metal "C" Arm
- Plywood components feature interlocking tab joinery for superior strength and long term durability.

1 model	COM	COL	1	2	3	4	5	6	7	8	9	10	11/L1	12	13/L2
COV9725CAH07	1891	1949	2002	2057	2112	2167	2222	2277	2332	2387	2442	2497	2552	2607	2717
W x D x H			Upholstery Requirements												
26 x 23.5 x 50.5-53			Fabric yds: 3 Leather Sq. Ft.: 60												
Arm Height: 26" - 29"			Carton Weight: 55												
Seat Height: 19" - 22"															
Inside Seat Depth: 19"															
Inside Seat Width: 20 -1/2"															

2 Select a finish  
[View finish details](#)  
Finishes N/A

3 Combination Fabrics  
[View finish details](#)



DARRAN is pleased to offer customers the design freedom of combination fabrics. When using fabric, vinyl or leather combinations, pricing/yardage requirements will be as follows:

- A Seat/Sides 1 yd(s).
- B Lower Inside Back .75 yd(s).
- C Upper Inside Back .5 yd(s).
- D Upper Outside Back .75 yd(s).
- E Lower Outside Back .75 yd(s).

- When combining two materials of the same grade, pricing will be specified grade + 5%
- If combining two materials of different grades or leather/fabric combination, use the highest grade/price + 5%
- If using COM or COL, pricing will be COM or COL + 5%.
- If both COM + COL are used in combination, use COL + 5%.

**BASE OPTIONS**


- BBPC: Black Base - \$95
- BOW: Wood Base, see page 5 to specify finish - \$170

# Filmore price list



# Filmore price list revisions

Date	Page	Modification	Description
------	------	--------------	-------------

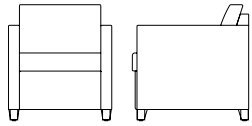


## Filmore table of contents

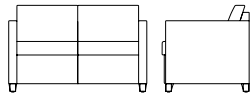
Statement of Line	
Fabric seating & leather program.....	1
Seating Specification.....	4
Finishes.....	5
Seating.....	6
Ottoman.....	21
Bench.....	27



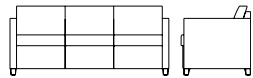
# Filmore statement of line



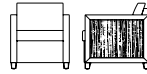
PAGE 6  
Arms



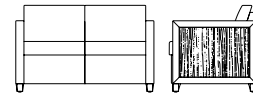
PAGE 7  
Arms




PAGE 8  
Arms



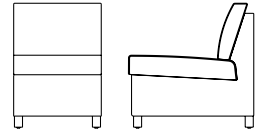
PAGE 9  
Arms With Veneer Panels



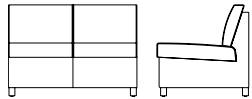
PAGE 10  
Arms With Veneer Panels



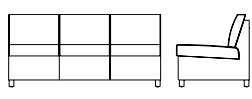
PAGE 11  
Arms With Veneer Panels



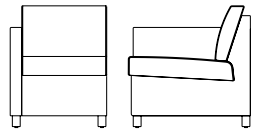
PAGE 12  
Armless



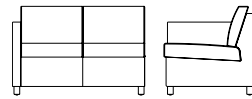
PAGE 13  
Armless



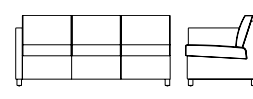
PAGE 14  
Armless



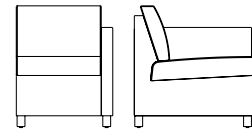
PAGE 15  
One Arm Left



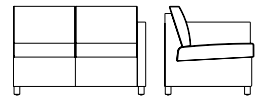
PAGE 16  
One Arm Left



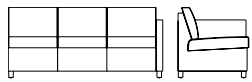
PAGE 17  
One Arm Left



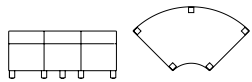
PAGE 18  
One Arm Right



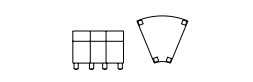
PAGE 19  
One Arm Right



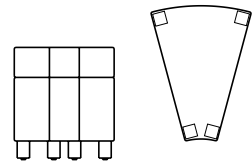
PAGE 20  
One Arm Right



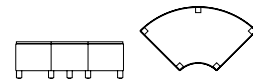
PAGE 21  
Radius Ottoman / Cushion Top



PAGE 22  
Radius Ottoman / Cushion Top



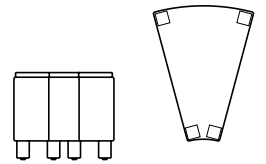
PAGE 23  
Radius Ottoman / Cushion Top



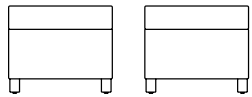
PAGE 24  
Radius Ottoman / Table Top



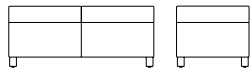
PAGE 25  
Radius Ottoman / Table Top



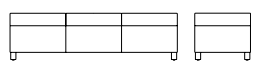
PAGE 26  
Radius Ottoman / Table Top



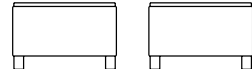
PAGE 27  
Seat Bench



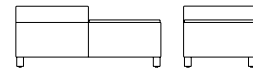
PAGE 28  
Seat Bench



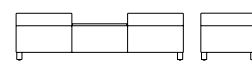
PAGE 29  
Seat Bench



PAGE 30  
Seat Bench With Table Tops



PAGE 31  
Seat Bench With Table Tops



PAGE 32  
Seat Bench With Table Tops

## Fimlore seating fabric & leather program

### Seating & fabric leather program

DARRAN has partnered with some of the most prestigious fabric suppliers of the office furniture industry to bring you quality fabrics that are engaging designs, environmentally friendly and durable for years to come. The majority of fabrics we have graded-in are in heavy supply making it most likely available on our Quickship however, we cannot guarantee stock. If you do not see the fabric you wish to include in a project, please contact our Factory to see if this pattern can be graded in at 800.334.7891.

### Fabrics & Leathers

Please visit our Seating Fabrics page at [darran.com/textilesleather](http://darran.com/textilesleather)

Camira  
www.camirafabrics.com  
800.334.789

Wollsdorf  
www.wollsdorf.com  
336.884.5005

CFStinson  
www.cfstinson.com  
800.841.6279

Green Hides  
www.greenhides.com  
336.315.9720

DesignTex  
www.designtex.com  
800.797.4949

Maharam  
www.maharam.com  
800.645.3943

Momentum Textiles  
www.momentumtextiles.com  
800.366.6839

Ultrafabrics  
www.ultrafabricsinc.com  
800.334.7891

Application instructions must be specified on the purchase order or COM / COL submission form. In the absence of application instructions, DARRAN will apply materials accordingly.

### CAL117

All DARRAN seating products conform to California Technical Bulletin 117 as a minimum standard.

### CAL133

To meet the California Technical Bulletin 133 flammability regulation, a combination of proper materials must be used to pass, as it tests the fire resistance of a finished product. Flame resistant fabric, a fire blocker material and special foam must be used to pass CAL133 fire codes.

Testing is available for all seating products with the following fees and considerations:

- If laboratory certification is not required, any style can be manufactured to comply with California Technical Bulletin 133 for \$75 list per yard required. (Customer's Own Materials must factor in additional yardage requirements based on repeat.)
- The purchase order must clearly indicate the requirement of California Technical Bulletin 133
- If laboratory California Technical Bulletin 133 certification is required, the cost of testing a chair is \$820 NET, plus the cost of the chair and covering material.
- An additional lead time of 4 to 6 weeks is required for testing for CAL133.
- Once testing is completed, we will provide a certification letter specific to the sample tested for CAL133.
- DARRAN's manufacturing procedures for California TB 133 compliance are based on the testing of representative style with specific fabrics. Please contact Customer Service for an updated list of tested models.
- A copy of test certification is available upon request.



## Filmore seating fabric & leather program

### Combination fabrics

DARRAN is pleased to offer customers the design freedom of combination fabrics. When using fabric, vinyl or leather combinations, pricing will be as follows:

- When combining two materials of the same grade, pricing will be specified grade + 5%.
- If combining two materials of different grades or leather/ fabric combination, use the highest grade/price + 5%.
- If using COM or COL, pricing will be COM or COL + 5%. If both COM + COL are used in combination, use COL + 5%

### COM/COL ordering instructions

Please complete the COM Submission Form prior to ordering the fabric from the supplier. All COM fabrics must be approved prior to order submission. Please refer to our website or contact DARRAN Seating Customer Service for an updated list of preapproved COM fabrics. Application instructions must be specified on the purchase order or COM/COL submission form. In the absence of application instructions, DARRAN will apply materials in the best manner and cannot be held responsible for tailoring or application objections after upholstering. COM orders will be scheduled for production after receipt of the material. Packages must be clearly marked and the fabric must be first quality, continuous yardage.

### COM/COL yardage requirements

The yardage requirements stated in this price list for each style are calculated using 54" wide, non-directional fabrics. For fabrics with a different width or for patterns with repeats, please refer to the below chart to calculate the additional percent of fabric required:

Fabric Width	Plain Fabric	2" - 14" Repeat	15" - 19" Repeat	20" - 27" Repeat	28" - 36" Repeat
54"	0	15%	20%	25%	30%
53"	6%	19%	24%	28%	36%
52"	13%	23%	28%	33%	38%
51"	19%	26%	31%	36%	41%
50"	25%	30%	35%	40%	45%
49"	30%	35%	40%	45%	50%
48"	35%	40%	45%	50%	55%
47"	45%	50%	55%	58%	65%

## Filmore seating fabric & leather program

NOTE: Prior To Completion Of This Form, Please Refer To Our Graded In Materials Program For Preapproved Fabrics/Leathers.

### COM/COL Approval

DARRAN Furniture Industries  
 2402 Shore Street, High Point, NC 27263  
 ATTN: Seating Division / COM/COL Approval  
 TAG: DARRAN Purchase Order Number

### Shipping approved COM/COL materials

DARRAN Furniture Industries  
 2402 Shore Street, High Point, NC 27263  
 ATTN: Seating Division / COM/COL Approval  
 TAG: DARRAN Purchase Order Number

Please complete this form, attach a 6"x 6" sample and mail to the COM/COL APPROVAL address shown above.  
 This form can also be downloaded from our website at [www.darran.com/leathers](http://www.darran.com/leathers) OR [www.darran.com/fabrics](http://www.darran.com/fabrics)

Purchase Order # \_\_\_\_\_  
 Dealer's Name \_\_\_\_\_  
 Contact \_\_\_\_\_  
 Address \_\_\_\_\_  
 Telephone \_\_\_\_\_  
 Email \_\_\_\_\_  
 Chair Style \_\_\_\_\_  
 Manufacturer \_\_\_\_\_  
 Pattern Name \_\_\_\_\_  
 Pattern Color \_\_\_\_\_  
 Content \_\_\_\_\_  
 Repeat \_\_\_\_\_

Please specify any special requirements and check the application above.

\_\_\_\_\_  
 \_\_\_\_\_  
 \_\_\_\_\_

ATTACH 6" X 6" FABRIC/LEATHER SAMPLE HERE


**NOTE**

Actual Fabric/Leather samples needed instead of digital images. If digital images are sent in lieu of samples, DARRAN will only verify the pattern and will not take responsibility for color variances that cannot be verified due to printing restrictions

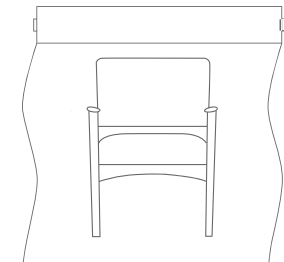
In the absence of application instructions, DARRAN will apply the material in the best manner and cannot be held responsible for tailoring or application objections after upholstering.

Unless otherwise instructed on the purchase order, excess COM materials will be recycled at the discretion of DARRAN after six months of the original product ship date.

The COM approval solely pertains to the application of the fabric onto the specified DARRAN seating product. DARRAN's approval or acceptance does not constitute any responsibility or warranty to the overall appearance, durability, flammability, defects, dye lot variations or colorfastness of the COM. It is the customer's responsibility to ensure the COM meets CAL 117 compliance and are first quality continuous goods.



**RAILROAD**



**SETUP**

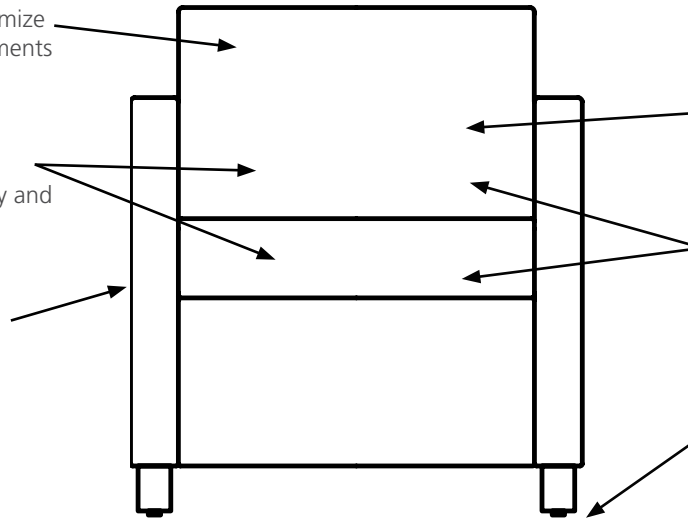
## Filmore seating specification

Depth = 31-1/2"  
 Height = 31"  
 Seat Width = 21-1/2"  
 Seat Depth = 21-1/2"  
 Seat Height = 18"  
 Arm Height = 25-1/2"

Frame constructed CNC cut engineered hardwood to maximize the strength, precise measurements and overall longevity.

Seats and backs sprung with no sag sinuous wire spring to enhance comfort, sustainability and endurance.

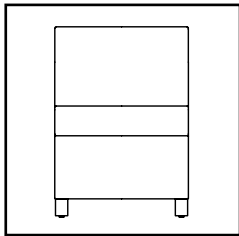
Sleek, modern straight lines designed to coordinate with guest seating



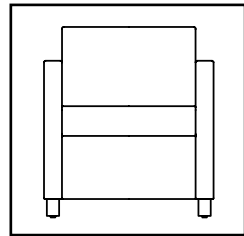
Horizontal back frame provides easy ganging capabilities for expansion and flexibility in various settings.

Soy-based, high resilient polyurethane foam consisting of minimum 1.8 density in seat and backs, further advances support and durability.

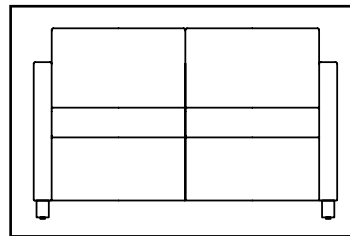
Legs available in anodized aluminum metal or finished wood. Customer must specify metal or wood legs.



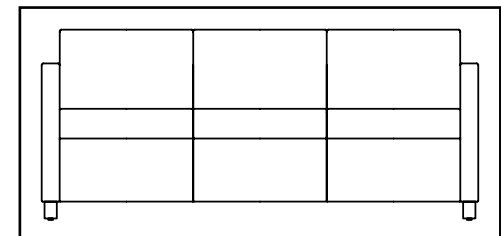
Armless Chair  
 22"W x 31-1/2"D x 31"H



Lounge Chair  
 28"W x 31-1/2"D x 31"H



Loveseat  
 49-1/2"W x 31-1/2"D x 31"H



Sofa  
 71"W x 31-1/2"D x 31"H

Joints are securely fastened with mortise and tenon joinery as well as corner block construction to ensure long-term use.

### Ability to incorporate variety of options

Wood panels, wood or metal legs, ganging devices, table tops, cup holders and combination fabrics.

### Complete domestic production

Complete domestic production from frame through upholstery, controlled by one manufacturing facility. Less stress / damage to chair parts normally caused by overseas transit, providing consistent, reliable quality standards as a quick response to shorter lead times.

## Filmore finishes

WLA Lofty Ash  
 WAC Amber Cherry  
 WRC Caramel Cherry  
 WIC Crimson Cherry  
 WEC Ebony  
 WHC Honey Cherry  
 WOC Koko Cherry  
 WAM Alabaster Maple  
 WCM Clear Maple  
 WWM Wheat Maple  
 WBO Blush Oak  
 WMO Mocha Oak  
 WNO Natural Oak  
 WSO Salted Oak  
 WEW Executive Walnut  
 WGW Gunstock Walnut  
 WBW Henna Walnut  
 WSW Smokey Walnut  
 WNW Natural Walnut  
 TBCO Baby's Cheek  
 TBSW Brown Sugar  
 TOBW Organic Brown  
 TSTV Studio Teak  
 TSMV Seattle Mist  
 TSLV Skyline  
 WWP Designer White Paint

Send 3x3 or larger finish chip for color match. Custom finish upcharge is 3% or \$250 Net (whichever is greater).

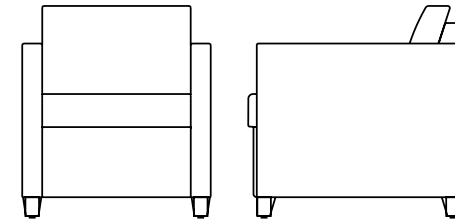
## Finish

ENVI-CT Green Certified European Technology Coatings Finish.

Frames are constructed of kiln-dried European beech and coordinate with all DARRAN casegood finishes.

# Filmore.

Arms  
Lounge Chair



[View statement of line](#)

## Product features.

- Frame constructed of CNC cut engineered hardwood to maximize the strength, precise measurements and overall longevity
- Horizontal back from provides easy ganging capabilities.
- Joints are securely fastened with mortise and tenon joinery as well as corner block construction.
- Seats and back sprung with no sag sinuous wire spring to enhance comfort, sustainability and endurance.
- Soy-based, high resilient polyurethane foam consisting of minimum 1.8 density.

1 model	COM	COL	1	2	3	4	5	6	7	8	9	10	11/L1	12	13/L2
FIL0100DAC01	1927	1927	2131	2231	2331	2431	2531	2631	2731	2831	2931	3031	3131	3231	3431
W x D x H			Upholstery Requirements												
28 x 31.5 x 31			Fabric yds: 5 -1/2 Leather Sq. Ft.: 99												
Arm Height: 25 -1/2"			Carton Weight: 62												
Seat Height: 18"															
Inside Seat Depth: 21 -1/2"															
Inside Seat Width: 21 -1/2"															

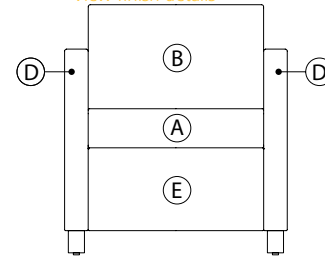
## 2 Select a finish

[View finish details](#)

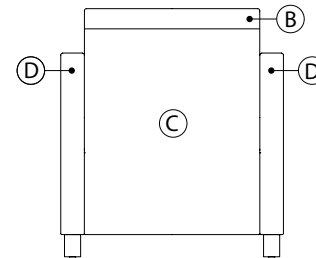
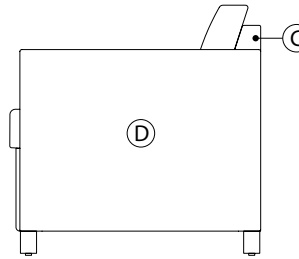
- WLA Lofty Ash
- WAC Amber Cherry
- WRC Caramel Cherry
- WIC Crimson Cherry
- WEC Ebony
- WHC Honey Cherry
- WOC KoKo Cherry
- WAM Alabaster Maple
- WCM Clear Maple
- WWM Wheat Maple
- WEW Executive Walnut
- WGW Gunstock Walnut
- WBW Henna Walnut
- WSW Smokey Walnut
- WNW Natural Walnut
- WWP Designer White Paint
- SSM Seattle Mist Paint
- SSL Skyline Walnut Paint
- WBO Blush Oak
- WMO Mocha Oak
- WNO Natural Oak
- WVO Salted Oak

## 3 Combination Fabrics

[View finish details](#)



Style #FIL0100DAC01 Shown Above



(Back View)

**DARRAN is pleased to offer customers the design freedom of combination fabrics. When using fabric, vinyl or leather combinations, pricing/yardage requirements will be as follows:**

- A Seat** 1 yd(s).
- B Back Cushion** 1 yd(s).
- C Outside Back** 2 yd(s).
- D Arms** 4 yd(s).
- E Base Frame** 0.75 yd(s).

- When combining two materials of the same grade, pricing will be specified grade + 5%
- If combining two materials of different grades or leather/fabric combination, use the highest grade/price + 5%
- If using COM or COL, pricing will be COM or COL + 5%.
- If both COM + COL are used in combination, use COL + 5%.

## Options.

### LEG

- Anodized Aluminum Metal Leg
- Finished Wood Leg (Specify Finish)

# Filmore.

Arms  
Loveseat

1 model	COM	COL	1	2	3	4	5	6	7	8	9	10	11/L1	12	13/L2
FIL0100DAL02	2710	2710	2988	3125	3262	3399	3536	3673	3810	3947	4084	4221	4358	4495	4769
W x D x H			Upholstery Requirements												
49.5 x 31.5 x 31			Fabric yds: 7 -1/2 Leather Sq. Ft.: 135												
Arm Height: 25 -1/2"			Carton Weight: 112												
Seat Height: 18"															
Inside Seat Depth: 21 -1/2"															
Inside Seat Width: 43"															

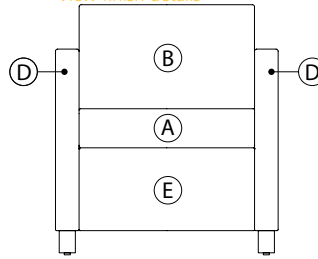
## 2 Select a finish

[View finish details](#)

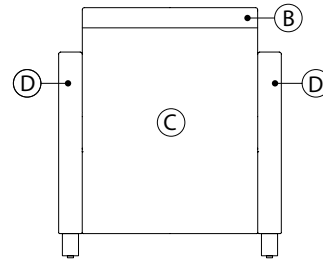
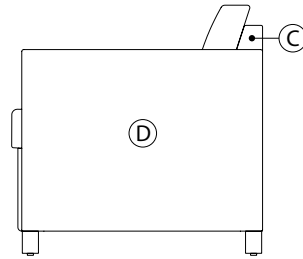
- WLA Lofty Ash
- WAC Amber Cherry
- WRC Caramel Cherry
- WIC Crimson Cherry
- WEC Ebony
- WHC Honey Cherry
- WOC KoKo Cherry
- WAM Alabaster Maple
- WCM Clear Maple
- WWM Wheat Maple
- WEW Executive Walnut
- WGW Gunstock Walnut
- WBW Henna Walnut
- WSW Smokey Walnut
- WNW Natural Walnut
- WWP Designer White Paint
- SSM Seattle Mist Paint
- SSL Skyline Walnut Paint
- WBO Blush Oak
- WMO Mocha Oak
- WNO Natural Oak
- WVO Salted Oak

## 3 Combination Fabrics

[View finish details](#)



Style #FIL0100DAL02 Shown Above

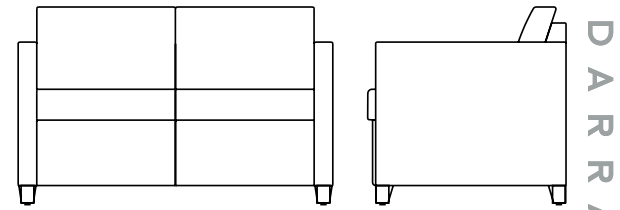


(Back View)

**DARRAN is pleased to offer customers the design freedom of combination fabrics. When using fabric, vinyl or leather combinations, pricing/yardage requirements will be as follows:**

- A Seat** 2 yd(s).
- B Back Cushion** 2 yd(s).
- C Outside Back** 3 yd(s).
- D Arms** 4 yd(s).
- E Base Frame** 0.75 yd(s).

- When combining two materials of the same grade, pricing will be specified grade + 5%
- If combining two materials of different grades or leather/fabric combination, use the highest grade/price + 5%
- If using COM or COL, pricing will be COM or COL + 5%.
- If both COM + COL are used in combination, use COL + 5%.



[View statement of line](#)

## Product features.

- Frame constructed of CNC cut engineered hardwood to maximize the strength, precise measurements and overall longevity
- Horizontal back from provides easy ganging capabilities.
- Joints are securely fastened with mortise and tenon joinery as well as corner block construction.
- Seats and back sprung with no sag sinuous wire spring to enhance comfort, sustainability and endurance.
- Soy-based, high resilient polyurethane foam consisting of minimum 1.8 density.

## Options.

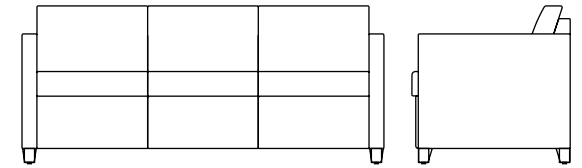
### LEG

- Anodized Aluminum Metal Leg
- Finished Wood Leg (Specify Finish)

DARRAN

# Filmore.

Arms  
Sofa



DARRAN™

1 model	COM	COL	1	2	3	4	5	6	7	8	9	10	11/L1	12	13/L2
FIL0100DAS03	3340	3340	3673	3837	4001	4165	4329	4493	4657	4821	4985	5149	5313	5477	5805
W x D x H 71 x 31.5 x 31 Arm Height: 25 -1/2" Seat Height: 18" Inside Seat Depth: 21 -1/2" Inside Seat Width: 64 -1/2"			Upholstery Requirements Fabric yds: 9 Leather Sq. Ft.: 162 Carton Weight: 180												

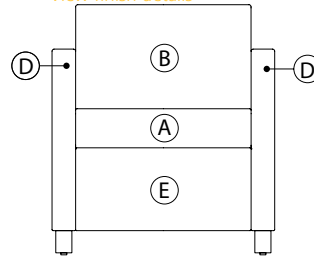
## 2 Select a finish

[View finish details](#)

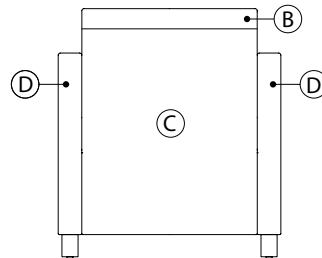
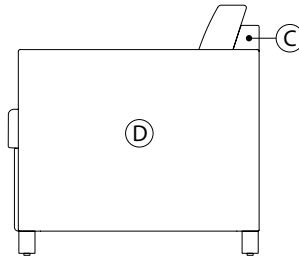
- WLA Lofty Ash
- WAC Amber Cherry
- WRC Caramel Cherry
- WIC Crimson Cherry
- WEC Ebony
- WHC Honey Cherry
- WOC KoKo Cherry
- WAM Alabaster Maple
- WCM Clear Maple
- WWM Wheat Maple
- WEW Executive Walnut
- WGW Gunstock Walnut
- WBW Henna Walnut
- WSW Smokey Walnut
- WNW Natural Walnut
- WWP Designer White Paint
- SSM Seattle Mist Paint
- SSL Skyline Walnut Paint
- WBO Blush Oak
- WMO Mocha Oak
- WNO Natural Oak
- WWO Salted Oak

## 3 Combination Fabrics

[View finish details](#)



Style #FIL0100DAS03 Shown Above



(Back View)

**DARRAN is pleased to offer customers the design freedom of combination fabrics. When using fabric, vinyl or leather combinations, pricing/yardage requirements will be as follows:**

- A Seat** 2.5 yd(s).
- B Back Cushion** 2.5 yd(s).
- C Outside Back** 3.5 yd(s).
- D Arms** 4 yd(s).
- E Base Frame** 0.75 yd(s).

- When combining two materials of the same grade, pricing will be specified grade + 5%
- If combining two materials of different grades or leather/fabric combination, use the highest grade/price + 5%
- If using COM or COL, pricing will be COM or COL + 5%.
- If both COM + COL are used in combination, use COL + 5%.

[View statement of line](#)

## Product features.

- Frame constructed of CNC cut engineered hardwood to maximize the strength, precise measurements and overall longevity
- Horizontal back from provides easy ganging capabilities.
- Joints are securely fastened with motise and tenon joinery as well as corner block construction.
- Seats and back sprung with no sag sinuous wire spring to enhance comfort, sustainability and endurance.
- Soy-based, high resilient polyurethane foam consisting of minimum 1.8 density.

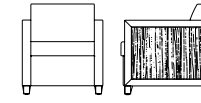
## Options.

### LEG

- Anodized Aluminum Metal Leg
- Finished Wood Leg (Specify Finish)

# Filmore.

Arms With Veneer Panels  
Lounge Chair W/ Wood Panels



1 model	COM	COL	1	2	3	4	5	6	7	8	9	10	11/L1	12	13/L2
FIL0100PAC01	2573	2573	2777	2877	2977	3077	3177	3277	3377	3477	3577	3677	3777	3877	4077
W x D x H			Upholstery Requirements												
28 x 31.5 x 31			Fabric yds: 5 -1/2 Leather Sq. Ft.: 99												
Arm Height: 25 -1/2"			Carton Weight: 62												
Seat Height: 18"															
Inside Seat Depth: 21 -1/2"															
Inside Seat Width: 21 -1/2"															

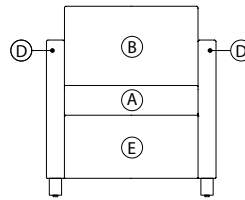
## 2 Select a finish

[View finish details](#)

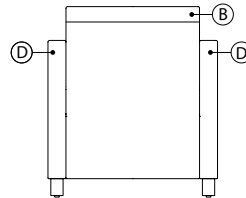
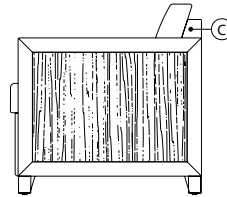
- WLA Lofty Ash
- WAC Amber Cherry
- WRC Caramel Cherry
- WIC Crimson Cherry
- WEC Ebony
- WHC Honey Cherry
- WOC KoKo Cherry
- WAM Alabaster Maple
- WCM Clear Maple
- WWM Wheat Maple
- WEW Executive Walnut
- WGW Gunstock Walnut
- WBW Henna Walnut
- WSW Smokey Walnut
- WNW Natural Walnut
- WWP Designer White Paint
- TBCO Baby's Cheek
- TBSW Brown Sugar
- TSTV Studio Teak Walnut
- TSMV Seattle Mist
- TSLV Skyline Walnut
- TOBW Organic Brown
- WBO Blush Oak
- WMO Mocha Oak

## 3 Combination Fabrics

[View finish details](#)



Style #FIL0100PAC01 Shown Above



(Back View)

**DARRAN is pleased to offer customers the design freedom of combination fabrics. When using fabric, vinyl or leather combinations, pricing/yardage requirements will be as follows:**

- A Seat** 1 yd(s).
- B Back Cushion** 1 yd(s).
- C Outside Back** 2 yd(s).
- D Arms** 3 yd(s).
- E Base Frame** 0.75 yd(s).

- When combining two materials of the same grade, pricing will be specified grade + 5%
- If combining two materials of different grades or leather/fabric combination, use the highest grade/price + 5%
- If using COM or COL, pricing will be COM or COL + 5%.
- If both COM + COL are used in combination, use COL + 5%.

[View statement of line](#)

## Product features.

- Frame constructed of CNC cut engineered hardwood to maximize the strength, precise measurements and overall longevity
- Horizontal back from provides easy ganging capabilities.
- Insert standard in Cherry or Walnut Veneer. Contact Factory for Exotic Veneer or COM
- Joints are securely fastened with mortise and tenon joinery as well as corner block construction.
- Seats and back sprung with no sag sinuous wire spring to enhance comfort, sustainability and endurance.
- Soy-based, high resilient polyurethane foam consisting of minimum 1.8 density.

## Options.

### LEG

- Anodized Aluminum Metal Leg
- Finished Wood Leg (Specify Finish)



# Filmore.

Arms With Veneer Panels  
 Loveseat W/ Wood Panels

1 model	COM	COL	1	2	3	4	5	6	7	8	9	10	11/L1	12	13/L2
FIL0100PAL02	3357	3357	3635	3772	3909	4046	4183	4320	4457	4594	4731	4868	5005	5142	5416
W x D x H			Upholstery Requirements												
49.5 x 31.5 x 31			Fabric yds: 7 -1/2 Leather Sq. Ft.: 135												
Arm Height: 25 -1/2"			Carton Weight: 112												
Seat Height: 18"															
Inside Seat Depth: 21 -1/2"															
Inside Seat Width: 43"															

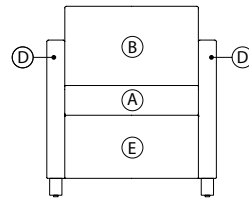
## 2 Select a finish

[View finish details](#)

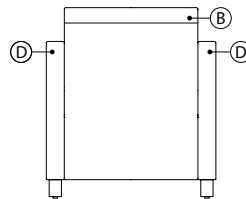
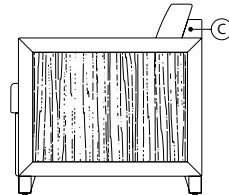
- WLA Lofty Ash
- WAC Amber Cherry
- WRC Caramel Cherry
- WIC Crimson Cherry
- WEC Ebony
- WHC Honey Cherry
- WOC KoKo Cherry
- WAM Alabaster Maple
- WCM Clear Maple
- WWM Wheat Maple
- WEW Executive Walnut
- WGW Gunstock Walnut
- WBW Henna Walnut
- WSW Smokey Walnut
- WNW Natural Walnut
- WWP Designer White Paint
- TBCO Baby's Cheek
- TBSW Brown Sugar
- TSTV Studio Teak Walnut
- TSMV Seattle Mist
- TSLV Skyline Walnut
- TOBW Organic Brown
- WBO Blush Oak
- WMO Mocha Oak

## 3 Combination Fabrics

[View finish details](#)



Style #FIL0100PAL02 Shown Above

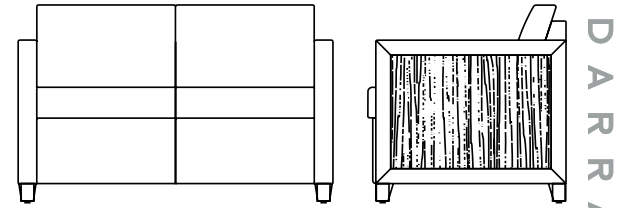


(Back View)

**DARRAN is pleased to offer customers the design freedom of combination fabrics. When using fabric, vinyl or leather combinations, pricing/yardage requirements will be as follows:**

- A Seat** 2 yd(s).
- B Back Cushion** 2 yd(s).
- C Outside Back** 3 yd(s).
- D Arms** 3 yd(s).
- E Base Frame** 0.75 yd(s).

- When combining two materials of the same grade, pricing will be specified grade + 5%
- If combining two materials of different grades or leather/fabric combination, use the highest grade/price + 5%
- If using COM or COL, pricing will be COM or COL + 5%.
- If both COM + COL are used in combination, use COL + 5%.



[View statement of line](#)

## Product features.

- Frame constructed of CNC cut engineered hardwood to maximize the strength, precise measurements and overall longevity
- Horizontal back from provides easy ganging capabilities.
- Insert standard in Cherry or Walnut Veneer. Contact Factory for Exotic Veneer or COM
- Joints are securely fastened with mortise and tenon joinery as well as corner block construction.
- Seats and back sprung with no sag sinuous wire spring to enhance comfort, sustainability and endurance.
- Soy-based, high resilient polyurethane foam consisting of minimum 1.8 density.

## Options.

### LEG

- Anodized Aluminum Metal Leg
- Finished Wood Leg (Specify Finish)

DARRAN

# Filmore.

Arms With Veneer Panels  
Sofa W/ Wood Panels

1 model	COM	COL	1	2	3	4	5	6	7	8	9	10	11/L1	12	13/L2
FIL0100PAS03	3988	3988	4321	4485	4649	4813	4977	5141	5305	5469	5633	5797	5961	6125	6453
W x D x H			Upholstery Requirements												
71 x 31.5 x 31			Fabric yds: 9 Leather Sq. Ft.: 162												
Arm Height: 25 -1/2"			Carton Weight: 280												
Seat Height: 18"															
Inside Seat Depth: 21 -1/2"															
Inside Seat Width: 64 -1/2"															

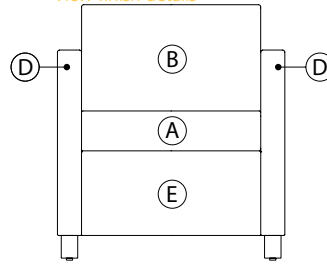
## 2 Select a finish

[View finish details](#)

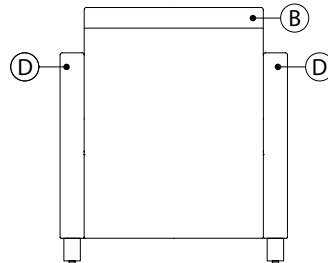
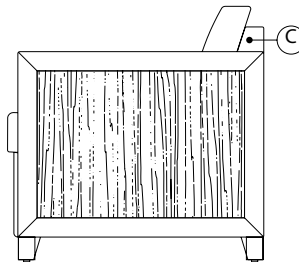
- WLA Lofty Ash
- WAC Amber Cherry
- WRC Caramel Cherry
- WIC Crimson Cherry
- WEC Ebony
- WHC Honey Cherry
- WOC KoKo Cherry
- WAM Alabaster Maple
- WCM Clear Maple
- WWM Wheat Maple
- WEW Executive Walnut
- WGW Gunstock Walnut
- WBW Henna Walnut
- WSW Smokey Walnut
- WNW Natural Walnut
- WWP Designer White Paint
- TBCO Baby's Cheek
- TBSW Brown Sugar
- TSTV Studio Teak Walnut
- TSMV Seattle Mist
- TSLV Skyline Walnut
- TOBW Organic Brown
- WBO Blush Oak
- WMO Mocha Oak

## 3 Combination Fabrics

[View finish details](#)



Style #FIL0100PAS03 Shown Above

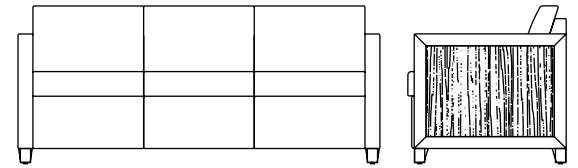


(Back View)

**DARRAN is pleased to offer customers the design freedom of combination fabrics. When using fabric, vinyl or leather combinations, pricing/yardage requirements will be as follows:**

- A Seat** 2.5 yd(s).
- B Back Cushion** 2.5 yd(s).
- C Outside Back** 3.5 yd(s).
- D Arms** 3 yd(s).
- E Base Frame** 0.75 yd(s).

- When combining two materials of the same grade, pricing will be specified grade + 5%
- If combining two materials of different grades or leather/fabric combination, use the highest grade/price + 5%
- If using COM or COL, pricing will be COM or COL + 5%.
- If both COM + COL are used in combination, use COL + 5%.



[View statement of line](#)

## Product features.

- Frame constructed of CNC cut engineered hardwood to maximize the strength, precise measurements and overall longevity
- Horizontal back from provides easy ganging capabilities.
- Insert standard in Cherry or Walnut Veneer. Contact Factory for Exotic Veneer or COM
- Joints are securely fastened with mortise and tenon joinery as well as corner block construction.
- Seats and back sprung with no sag sinuous wire spring to enhance comfort, sustainability and endurance.
- Soy-based, high resilient polyurethane foam consisting of minimum 1.8 density.

## Options.

### LEG

- Anodized Aluminum Metal Leg
- Finished Wood Leg (Specify Finish)

# Filmore.

Armless  
Armless Chair

1 model	COM	COL	1	2	3	4	5	6	7	8	9	10	11/L1	12	13/L2
FIL0100NAC01	1566	1566	1714	1787	1860	1933	2006	2079	2152	2225	2298	2371	2444	2517	2663
W x D x H 22 x 31.5 x 31			Upholstery Requirements												
Arm Height: N/A			Fabric yds: 4 Leather Sq. Ft.: 72												
Seat Height: 18"			Carton Weight: 54												
Inside Seat Depth: 21-1/2"															
Inside Seat Width: 21 -1/2"															

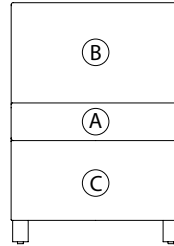
## 2 Select a finish

[View finish details](#)

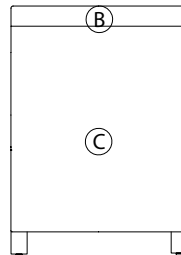
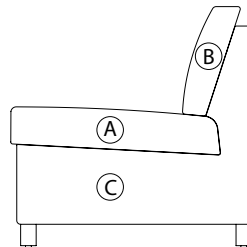
- WLA Lofty Ash
- WAC Amber Cherry
- WRC Caramel Cherry
- WIC Crimson Cherry
- WEC Ebony
- WHC Honey Cherry
- WOC KoKo Cherry
- WAM Alabaster Maple
- WCM Clear Maple
- WWM Wheat Maple
- WEW Executive Walnut
- WGW Gunstock Walnut
- WBW Henna Walnut
- WSW Smokey Walnut
- WNW Natural Walnut
- WWP Designer White Paint
- SSM Seattle Mist Paint
- SSL Skyline Walnut Paint
- WBO Blush Oak
- WMO Mocha Oak
- WNO Natural Oak
- WWO Salted Oak

## 3 Combination Fabrics

[View finish details](#)



Style #FIL0100NAC01 Shown Above

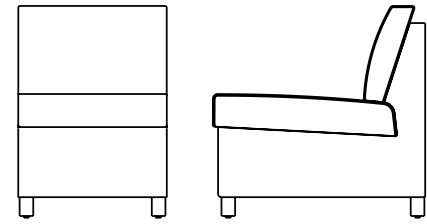


(Back View)

DARRAN is pleased to offer customers the design freedom of combination fabrics. When using fabric, vinyl or leather combinations, pricing/yardage requirements will be as follows:

- A Seat 1 yd(s).
- B Back Cushion 1 yd(s).
- C Frame/Back 2.5 yd(s).

- When combining two materials of the same grade, pricing will be specified grade + 5%
- If combining two materials of different grades or leather/fabric combination, use the highest grade/price + 5%
- If using COM or COL, pricing will be COM or COL + 5%.
- If both COM + COL are used in combination, use COL + 5%.



[View statement of line](#)

## Product features.

- Frame constructed of CNC cut engineered hardwood to maximize the strength, precise measurements and overall longevity
- Horizontal back from provides easy ganging capabilities.
- Joints are securely fastened with motise and tenon joinery as well as corner block construction.
- Seats and back sprung with no sag sinuous wire spring to enhance comfort, sustainability and endurance.
- Soy-based, high resilient polyurethane foam consisting of minimum 1.8 density.

## Options.

### GANGING DEVICE

- GDEV: Ganging Device - \$35 ea.

### LEG

- Anodized Aluminum Metal Leg
- Finished Wood Leg (Specify Finish)

# Filmore.

Armless  
Armless Loveseat

1 model	COM	COL	1	2	3	4	5	6	7	8	9	10	11/L1	12	13/L2
FIL0100NAL02	2329	2329	2533	2633	2733	2833	2933	3033	3133	3233	3333	3433	3533	3633	3833
W x D x H 43.5 x 31.5 x 31	Upholstery Requirements														
Arm Height: N/A	Fabric yds: 5 -1/2 Leather Sq. Ft.: 99														
Seat Height: 18"	Carton Weight: 104														
Inside Seat Depth: 21 -1/2"															
Inside Seat Width: 43"															

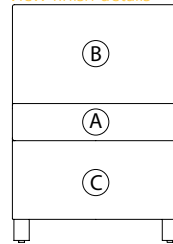
## 2 Select a finish

[View finish details](#)

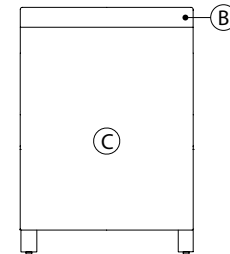
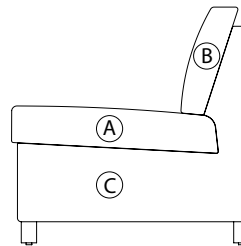
- WLA Lofty Ash
- WAC Amber Cherry
- WRC Caramel Cherry
- WIC Crimson Cherry
- WEC Ebony
- WHC Honey Cherry
- WOC KoKo Cherry
- WAM Alabaster Maple
- WCM Clear Maple
- WWM Wheat Maple
- WEW Executive Walnut
- WGW Gunstock Walnut
- WBW Henna Walnut
- WSW Smokey Walnut
- WNW Natural Walnut
- WWP Designer White Paint
- SSM Seattle Mist Paint
- SSL Skyline Walnut Paint
- WBO Blush Oak
- WMO Mocha Oak
- WNO Natural Oak
- WWO Salted Oak

## 3 Combination Fabrics

[View finish details](#)



Style #FIL0100NAL02 Shown Above

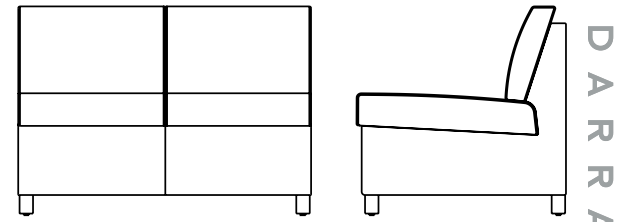


(Back View)

DARRAN is pleased to offer customers the design freedom of combination fabrics. When using fabric, vinyl or leather combinations, pricing/yardage requirements will be as follows:

- A Seat 2 yd(s).
- B Back Cushion 2 yd(s).
- C Outside Back 3 yd(s).

- When combining two materials of the same grade, pricing will be specified grade + 5%
- If combining two materials of different grades or leather/fabric combination, use the highest grade/price + 5%
- If using COM or COL, pricing will be COM or COL + 5%.
- If both COM + COL are used in combination, use COL + 5%.



[View statement of line](#)

## Product features.

- Frame constructed of CNC cut engineered hardwood to maximize the strength, precise measurements and overall longevity
- Horizontal back from provides easy ganging capabilities.
- Joints are securely fastened with mortise and tenon joinery as well as corner block construction.
- Seats and back sprung with no sag sinuous wire spring to enhance comfort, sustainability and endurance.
- Soy-based, high resilient polyurethane foam consisting of minimum 1.8 density.

## Options.

### GANGING DEVICE

- GDEV: Ganging Device - \$35 ea.

### LEG

- Anodized Aluminum Metal Leg
- Finished Wood Leg (Specify Finish)

DARRAN

# Filmore.

Armless  
Armless Sofa

1 model	COM	COL	1	2	3	4	5	6	7	8	9	10	11/L1	12	13/L2
FIL0100NAS03	2978	2978	3256	3393	3530	3667	3804	3941	4078	4215	4352	4489	4626	4763	5037
W x D x H 65 x 31.5 x 31			Upholstery Requirements												
Arm Height: N/A			Fabric yds: 7 -1/2 Leather Sq. Ft.: 135												
Seat Height: 18"			Carton Weight: 172												
Inside Seat Depth: 21 -1/2"															
Inside Seat Width: 64 -1/2"															

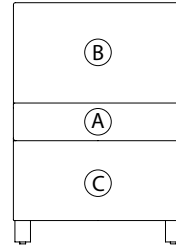
## 2 Select a finish

[View finish details](#)

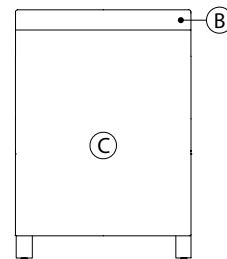
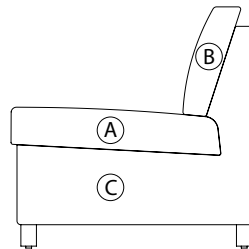
- WLA Lofty Ash
- WAC Amber Cherry
- WRC Caramel Cherry
- WIC Crimson Cherry
- WEC Ebony
- WHC Honey Cherry
- WOC KoKo Cherry
- WAM Alabaster Maple
- WCM Clear Maple
- WWM Wheat Maple
- WEW Executive Walnut
- WGW Gunstock Walnut
- WBW Henna Walnut
- WSW Smokey Walnut
- WNW Natural Walnut
- WWP Designer White Paint
- SSM Seattle Mist Paint
- SSL Skyline Walnut Paint
- WBO Blush Oak
- WMO Mocha Oak
- WNO Natural Oak
- WWO Salted Oak

## 3 Combination Fabrics

[View finish details](#)



Style #FIL0100NAS03 Shown Above

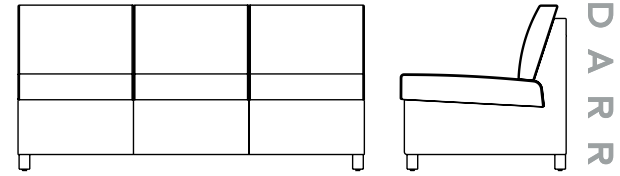


(Back View)

DARRAN is pleased to offer customers the design freedom of combination fabrics. When using fabric, vinyl or leather combinations, pricing/yardage requirements will be as follows:

- A Seat 2.5 yd(s).
- B Back Cushion 2.5 yd(s).
- C Outside Back 3.5 yd(s).

- When combining two materials of the same grade, pricing will be specified grade + 5%
- If combining two materials of different grades or leather/fabric combination, use the highest grade/price + 5%
- If using COM or COL, pricing will be COM or COL + 5%.
- If both COM + COL are used in combination, use COL + 5%.



DARRAN™

[View statement of line](#)

## Product features.

- Frame constructed of CNC cut engineered hardwood to maximize the strength, precise measurements and overall longevity
- Horizontal back from provides easy ganging capabilities.
- Joints are securely fastened with motise and tenon joinery as well as corner block construction.
- Seats and back sprung with no sag sinuous wire spring to enhance comfort, sustainability and endurance.
- Soy-based, high resilient polyurethane foam consisting of minimum 1.8 density.

## Options.

### GANGING DEVICE

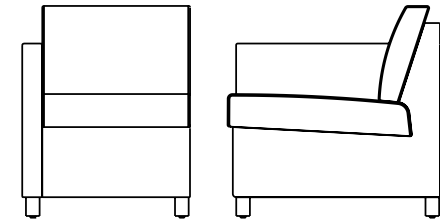
- GDEV: Ganging Device - \$35 ea.

### LEG

- Anodized Aluminum Metal Leg
- Finished Wood Leg (Specify Finish)

# Filmore.

One Arm Left  
One Arm Chair - Left



[View statement of line](#)

## Product features.

- Frame constructed of CNC cut engineered hardwood to maximize the strength, precise measurements and overall longevity
- Horizontal back from provides easy ganging capabilities.
- Joints are securely fastened with mortise and tenon joinery as well as corner block construction.
- Seats and back sprung with no sag sinuous wire spring to enhance comfort, sustainability and endurance.
- Soy-based, high resilient polyurethane foam consisting of minimum 1.8 density.

## Options.

### GANGING DEVICE

- GDEV: Ganging Device - \$35 ea.

### LEG

- Anodized Aluminum Metal Leg
- Finished Wood Leg (Specify Finish)

1 model	COM	COL	1	2	3	4	5	6	7	8	9	10	11/L1	12	13/L2
FIL0100LAC01	1737	1737	1904	1986	2068	2150	2232	2314	2396	2478	2560	2642	2724	2806	2970
W x D x H			Upholstery Requirements												
25 x 31.5 x 31			Fabric yds: 4 -1/2 Leather Sq. Ft.: 81												
Arm Height: 25 -1/2"			Carton Weight: 58												
Seat Height: 18"															
Inside Seat Depth: 21 -1/2"															
Inside Seat Width: 21 -1/2"															

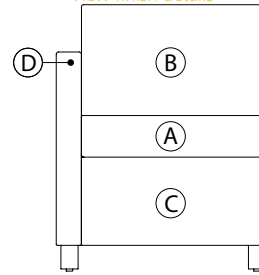
## 2 Select a finish

[View finish details](#)

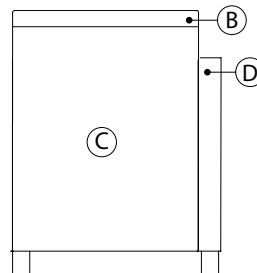
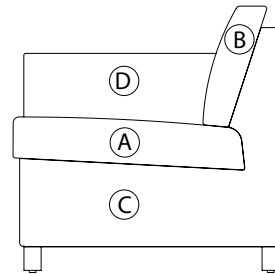
- WLA Lofty Ash
- WAC Amber Cherry
- WRC Caramel Cherry
- WIC Crimson Cherry
- WEC Ebony
- WHC Honey Cherry
- WOC KoKo Cherry
- WAM Alabaster Maple
- WCM Clear Maple
- WWM Wheat Maple
- WEW Executive Walnut
- WGW Gunstock Walnut
- WBW Henna Walnut
- WSW Smokey Walnut
- WNW Natural Walnut
- WWP Designer White Paint
- SSM Seattle Mist Paint
- SSL Skyline Walnut Paint
- WBO Blush Oak
- WMO Mocha Oak
- WNO Natural Oak
- WWO Salted Oak

## 3 Combination Fabrics

[View finish details](#)



Style #FIL0100LAC01 Shown Above



DARRAN is pleased to offer customers the design freedom of combination fabrics. When using fabric, vinyl or leather combinations, pricing/yardage requirements will be as follows:

- A Seat 1 yd(s).
- B Back Cushion 1 yd(s).
- C Frame/Outside Back 2 yd(s).
- D Arm 2 yd(s).

- When combining two materials of the same grade, pricing will be specified grade + 5%
- If combining two materials of different grades or leather/fabric combination, use the highest grade/price + 5%
- If using COM or COL, pricing will be COM or COL + 5%.
- If both COM + COL are used in combination, use COL + 5%.

# Filmore.

One Arm Left  
One Arm Loveseat - Left

1 model	COM	COL	1	2	3	4	5	6	7	8	9	10	11/L1	12	13/L2
FIL0100LAL02	2519	2519	2760	2879	2998	3117	3236	3355	3474	3593	3712	3831	3950	4069	4307
W x D x H			Upholstery Requirements												
46.5 x 31.5 x 31			Fabric yds: 6 -1/2 Leather Sq. Ft.: 117												
Arm Height: 25 -1/2"			Carton Weight: 108												
Seat Height: 18"															
Inside Seat Depth: 21 -1/2"															
Inside Seat Width: 43"															

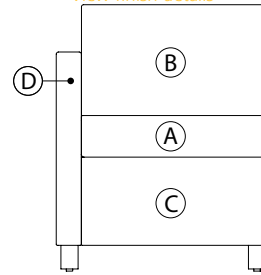
## 2 Select a finish

[View finish details](#)

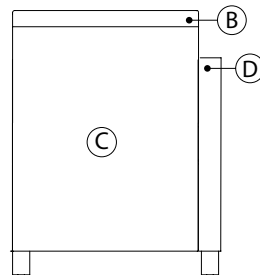
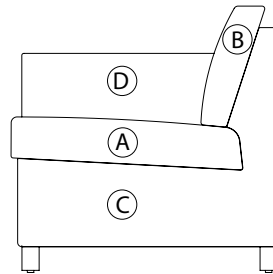
- WLA Lofty Ash
- WAC Amber Cherry
- WRC Caramel Cherry
- WIC Crimson Cherry
- WEC Ebony
- WHC Honey Cherry
- WOC KoKo Cherry
- WAM Alabaster Maple
- WCM Clear Maple
- WWM Wheat Maple
- WEW Executive Walnut
- WGW Gunstock Walnut
- WBW Henna Walnut
- WSW Smokey Walnut
- WNW Natural Walnut
- WWP Designer White Paint
- SSM Seattle Mist Paint
- SSL Skyline Walnut Paint
- WBO Blush Oak
- WMO Mocha Oak
- WNO Natural Oak
- WVO Salted Oak

## 3 Combination Fabrics

[View finish details](#)



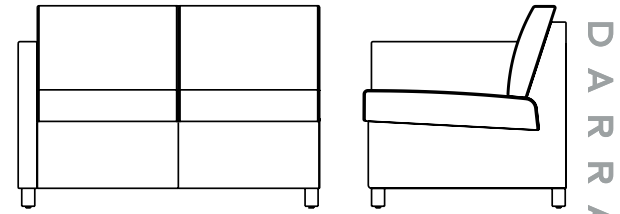
Style #FIL0100LAL02 Shown Above



**DARRAN is pleased to offer customers the design freedom of combination fabrics. When using fabric, vinyl or leather combinations, pricing/yardage requirements will be as follows:**

- A** Seat 2 yd(s).
- B** Back Cushion 2 yd(s).
- C** Frame/Outside Back 3 yd(s).
- D** Arm 2 yd(s).

- When combining two materials of the same grade, pricing will be specified grade + 5%
- If combining two materials of different grades or leather/fabric combination, use the highest grade/price + 5%
- If using COM or COL, pricing will be COM or COL + 5%.
- If both COM + COL are used in combination, use COL + 5%.



DARRAN™

[View statement of line](#)

## Product features.

- Frame constructed of CNC cut engineered hardwood to maximize the strength, precise measurements and overall longevity
- Horizontal back from provides easy ganging capabilities.
- Joints are securely fastened with mortise and tenon joinery as well as corner block construction.
- Seats and back sprung with no sag sinuous wire spring to enhance comfort, sustainability and endurance.
- Soy-based, high resilient polyurethane foam consisting of minimum 1.8 density.

## Options.

### GANGING DEVICE

- GDEV: Ganging Device - \$35 ea.

### LEG

- Anodized Aluminum Metal Leg
- Finished Wood Leg (Specify Finish)

# Filmore.

One Arm Left  
One Arm Sofa - Left

1 model	COM	COL	1	2	3	4	5	6	7	8	9	10	11/L1	12	13/L2
FIL0100LAS03	3168	3168	3483	3638	3793	3948	4103	4258	4413	4568	4723	4878	5033	5188	5498
W x D x H			Upholstery Requirements												
68 x 31.5 x 31			Fabric yds: 8 -1/2 Leather Sq. Ft.: 153												
Arm Height: 25 -1/2"			Carton Weight: 176												
Seat Height: 18"															
Inside Seat Depth: 21 -1/2"															
Inside Seat Width: 64 -1/2"															

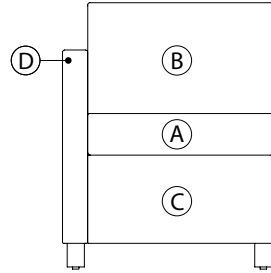
## 2 Select a finish

[View finish details](#)

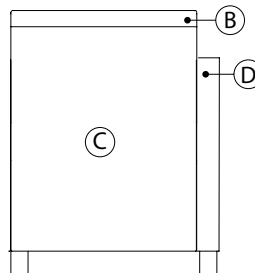
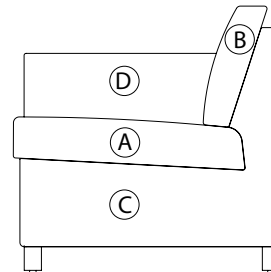
- WLA Lofty Ash
- WAC Amber Cherry
- WRC Caramel Cherry
- WIC Crimson Cherry
- WEC Ebony
- WHC Honey Cherry
- WOC KoKo Cherry
- WAM Alabaster Maple
- WCM Clear Maple
- WWM Wheat Maple
- WEW Executive Walnut
- WGW Gunstock Walnut
- WBW Henna Walnut
- WSW Smokey Walnut
- WNW Natural Walnut
- WWP Designer White Paint
- SSM Seattle Mist Paint
- SSL Skyline Walnut Paint
- WBO Blush Oak
- WMO Mocha Oak
- WNO Natural Oak
- WVO Salted Oak

## 3 Combination Fabrics

[View finish details](#)



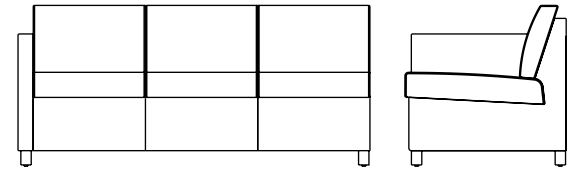
Style #FIL0100LAS03 Shown Above



**DARRAN is pleased to offer customers the design freedom of combination fabrics. When using fabric, vinyl or leather combinations, pricing/yardage requirements will be as follows:**

- A** Seat 2.5 yd(s).
- B** Back Cushion 2.5 yd(s).
- C** Frame/Outside Back 3.5 yd(s).
- D** Arm 2 yd(s).

- When combining two materials of the same grade, pricing will be specified grade + 5%
- If combining two materials of different grades or leather/fabric combination, use the highest grade/price + 5%
- If using COM or COL, pricing will be COM or COL + 5%.
- If both COM + COL are used in combination, use COL + 5%.



DARRAN™

[View statement of line](#)

## Product features.

- Frame constructed of CNC cut engineered hardwood to maximize the strength, precise measurements and overall longevity
- Horizontal back from provides easy ganging capabilities.
- Joints are securely fastened with motise and tenon joinery as well as corner block construction.
- Seats and back sprung with no sag sinuous wire spring to enhance comfort, sustainability and endurance.
- Soy-based, high resilient polyurethane foam consisting of minimum 1.8 density.

## Options.

### GANGING DEVICE

- GDEV: Ganging Device - \$35 ea.

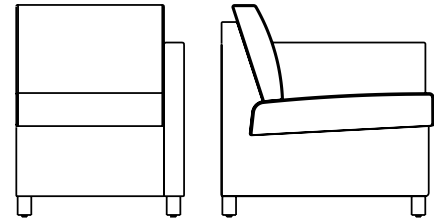
### LEG

- Anodized Aluminum Metal Leg
- Finished Wood Leg (Specify Finish)



# Filmore.

One Arm Right  
One Arm Chair - Right



[View statement of line](#)

## Product features.

- Frame constructed of CNC cut engineered hardwood to maximize the strength, precise measurements and overall longevity
- Horizontal back from provides easy ganging capabilities.
- Joints are securely fastened with mortise and tenon joinery as well as corner block construction.
- Seats and back sprung with no sag sinuous wire spring to enhance comfort, sustainability and endurance.
- Soy-based, high resilient polyurethane foam consisting of minimum 1.8 density.

1 model	COM	COL	1	2	3	4	5	6	7	8	9	10	11/L1	12	13/L2
FIL0100RAC01	1737	1737	1904	1986	2068	2150	2232	2314	2396	2478	2560	2642	2724	2806	2970
W x D x H 25 x 31.5 x 31	Upholstery Requirements														
Arm Height: 25 -1/2"	Fabric yds: 4 -1/2 Leather Sq. Ft.: 81														
Seat Height: 18"	Carton Weight: 58														
Inside Seat Depth: 21 -1/2"															
Inside Seat Width: 21 -1/2"															

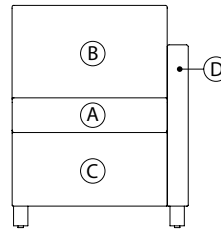
## 2 Select a finish

[View finish details](#)

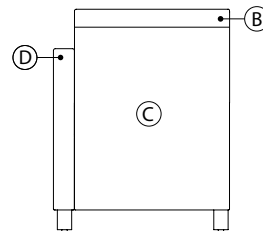
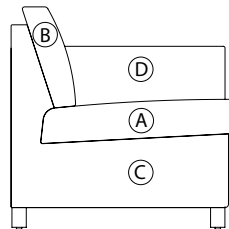
- WLA Lofty Ash
- WAC Amber Cherry
- WRC Caramel Cherry
- WIC Crimson Cherry
- WEC Ebony
- WHC Honey Cherry
- WOC KoKo Cherry
- WAM Alabaster Maple
- WCM Clear Maple
- WWM Wheat Maple
- WEW Executive Walnut
- WGW Gunstock Walnut
- WBW Henna Walnut
- WSW Smokey Walnut
- WNW Natural Walnut
- WWP Designer White Paint
- SSM Seattle Mist Paint
- SSL Skyline Walnut Paint
- WBO Blush Oak
- WMO Mocha Oak
- WNO Natural Oak
- WWO Salted Oak

## 3 Combination Fabrics

[View finish details](#)



Style #FIL0100RAC01 Shown Above



(Back View)

**DARRAN is pleased to offer customers the design freedom of combination fabrics. When using fabric, vinyl or leather combinations, pricing/yardage requirements will be as follows:**

- A Seat** 1 yd(s).
- B Back Cushion** 1 yd(s).
- C Frame/Outside Back** 2 yd(s).
- D Arm** 2 yd(s).

- When combining two materials of the same grade, pricing will be specified grade + 5%
- If combining two materials of different grades or leather/fabric combination, use the highest grade/price + 5%
- If using COM or COL, pricing will be COM or COL + 5%.
- If both COM + COL are used in combination, use COL + 5%.

## Options.

### GANGING DEVICE

- GDEV: Ganging Device - \$35 ea.

### LEG

- Anodized Aluminum Metal Leg
- Finished Wood Leg (Specify Finish)

# Filmore.

One Arm Right  
One Arm Loveseat - Right

1 model	COM	COL	1	2	3	4	5	6	7	8	9	10	11/L1	12	13/L2
FIL0100RAL02	2519	2519	2760	2879	2998	3117	3236	3355	3474	3593	3712	3831	3950	4069	4307
W x D x H 46.5 x 31.5 x 31	Upholstery Requirements														
Arm Height: 25 -1/2"	Fabric yds: 6 -1/2 Leather Sq. Ft.: 117														
Seat Height: 18"	Carton Weight: 108														
Inside Seat Depth: 21 -1/2"															
Inside Seat Width: 43"															

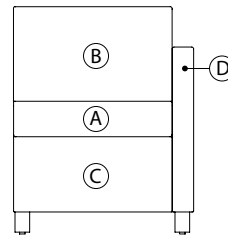
## 2 Select a finish

[View finish details](#)

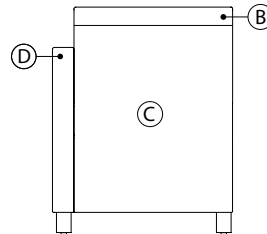
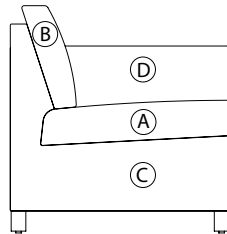
- WLA Lofty Ash
- WAC Amber Cherry
- WRC Caramel Cherry
- WIC Crimson Cherry
- WEC Ebony
- WHC Honey Cherry
- WOC KoKo Cherry
- WAM Alabaster Maple
- WCM Clear Maple
- WWM Wheat Maple
- WEW Executive Walnut
- WGW Gunstock Walnut
- WBW Henna Walnut
- WSW Smokey Walnut
- WNW Natural Walnut
- WWP Designer White Paint
- SSM Seattle Mist Paint
- SSL Skyline Walnut Paint
- WBO Blush Oak
- WMO Mocha Oak
- WNO Natural Oak
- WVO Salted Oak

## 3 Combination Fabrics

[View finish details](#)



Style #FIL0100RAL02 Shown Above

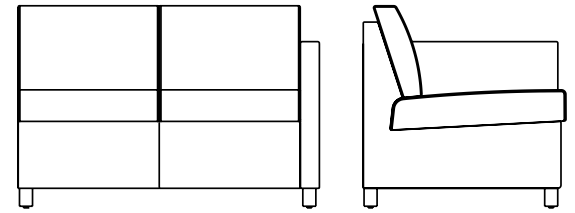


(Back View)

**DARRAN is pleased to offer customers the design freedom of combination fabrics. When using fabric, vinyl or leather combinations, pricing/yardage requirements will be as follows:**

- A Seat** 2 yd(s).
- B Back Cushion** 2 yd(s).
- C Frame/Outside Back** 3 yd(s).
- D Arm** 2 yd(s).

- When combining two materials of the same grade, pricing will be specified grade + 5%
- If combining two materials of different grades or leather/fabric combination, use the highest grade/price + 5%
- If using COM or COL, pricing will be COM or COL + 5%.
- If both COM + COL are used in combination, use COL + 5%.



[View statement of line](#)

## Product features.

- Frame constructed of CNC cut engineered hardwood to maximize the strength, precise measurements and overall longevity
- Horizontal back from provides easy ganging capabilities.
- Joints are securely fastened with motise and tenon joinery as well as corner block construction.
- Seats and back sprung with no sag sinuous wire spring to enhance comfort, sustainability and endurance.
- Soy-based, high resilient polyurethane foam consisting of minimum 1.8 density.

## Options.

### GANGING DEVICE

- GDEV: Ganging Device - \$35 ea.

### LEG

- Anodized Aluminum Metal Leg
- Finished Wood Leg (Specify Finish)

# Filmore.

One Arm Right  
One Arm Sofa - Right

1 model	COM	COL	1	2	3	4	5	6	7	8	9	10	11/L1	12	13/L2
FIL0100RAS03	3168	3168	3483	3638	3793	3948	4103	4258	4413	4568	4723	4878	5033	5188	5498
W x D x H			Upholstery Requirements												
68 x 31.5 x 31			Fabric yds: 8 -1/2" Leather Sq. Ft.: 153												
Arm Height: 25 -1/2"			Carton Weight: 176												
Seat Height: 18"															
Inside Seat Depth: 21 -1/2"															
Inside Seat Width: 64 -1/2"															

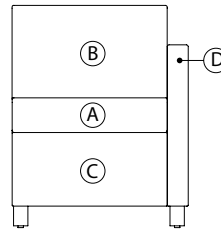
## 2 Select a finish

[View finish details](#)

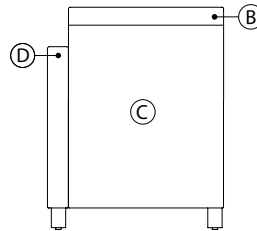
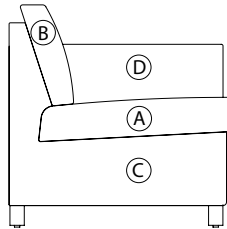
- WLA Lofty Ash
- WAC Amber Cherry
- WRC Caramel Cherry
- WIC Crimson Cherry
- WEC Ebony
- WHC Honey Cherry
- WOC KoKo Cherry
- WAM Alabaster Maple
- WCM Clear Maple
- WWM Wheat Maple
- WEW Executive Walnut
- WGW Gunstock Walnut
- WBW Henna Walnut
- WSW Smokey Walnut
- WNW Natural Walnut
- WWP Designer White Paint
- SSM Seattle Mist Paint
- SSL Skyline Walnut Paint
- WBO Blush Oak
- WMO Mocha Oak
- WNO Natural Oak
- WVO Salted Oak

## 3 Combination Fabrics

[View finish details](#)



Style #FIL0100RAS03 Shown Above

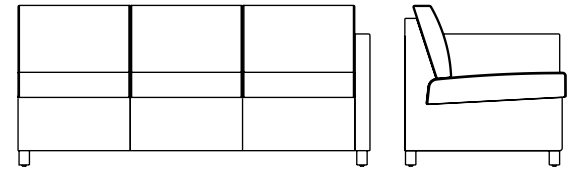


(Back View)

**DARRAN is pleased to offer customers the design freedom of combination fabrics. When using fabric, vinyl or leather combinations, pricing/yardage requirements will be as follows:**

- A Seat** 2.5 yd(s).
- B Back Cushion** 2.5 yd(s).
- C Frame/Outside Back** 3.5 yd(s).
- D Arm** 2 yd(s).

- When combining two materials of the same grade, pricing will be specified grade + 5%
- If combining two materials of different grades or leather/fabric combination, use the highest grade/price + 5%
- If using COM or COL, pricing will be COM or COL + 5%.
- If both COM + COL are used in combination, use COL + 5%.



[View statement of line](#)

## Product features.

- Frame constructed of CNC cut engineered hardwood to maximize the strength, precise measurements and overall longevity
- Horizontal back from provides easy ganging capabilities.
- Joints are securely fastened with mortise and tenon joinery as well as corner block construction.
- Seats and back sprung with no sag sinuous wire spring to enhance comfort, sustainability and endurance.
- Soy-based, high resilient polyurethane foam consisting of minimum 1.8 density.

## Options.

### GANGING DEVICE

- GDEV: Ganging Device - \$35 ea.

### LEG

- Anodized Aluminum Metal Leg
- Finished Wood Leg (Specify Finish)

# Filmore.

Radius Ottoman / Cushion Top  
90 Degree Radius Ottoman

1 model	COM	COL	1	2	3	4	5	6	7	8	9	10	11/L1	12	13/L2
FIL0100ROT90	1705	1705	1853	1926	1999	2072	2145	2218	2291	2364	2437	2510	2583	2656	2802
W x D x H 45 x 22 X 18			Upholstery Requirements												
Arm Height: N/A			Fabric yds: 4 Leather Sq. Ft.: 72												
Seat Height: 18"			Carton Weight: 42												
Inside Seat Depth: N/A															
Inside Seat Width: N/A															

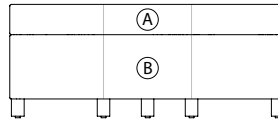
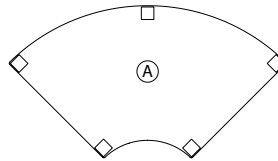
## 2 Select a finish

[View finish details](#)

- WLA Lofty Ash
- WAC Amber Cherry
- WRC Caramel Cherry
- WIC Crimson Cherry
- WEC Ebony
- WHC Honey Cherry
- WOC KoKo Cherry
- WAM Alabaster Maple
- WCM Clear Maple
- WWM Wheat Maple
- WEW Executive Walnut
- WGW Gunstock Walnut
- WBW Henna Walnut
- WSW Smokey Walnut
- WNW Natural Walnut
- WWP Designer White Paint
- SSM Seattle Mist Paint
- SSL Skyline Walnut Paint
- WBO Blush Oak
- WMO Mocha Oak
- WNO Natural Oak
- WVO Salted Oak

## 3 Combination Fabrics

[View finish details](#)

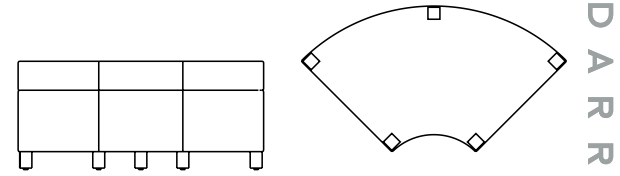


Style #FIL0100ROT90 Shown Above

**DARRAN is pleased to offer customers the design freedom of combination fabrics. When using fabric, vinyl or leather combinations, pricing/yardage requirements will be as follows:**

- A Seat** 2 yd(s).
- B Base Frame** 2 yd(s).

- When combining two materials of the same grade, pricing will be specified grade + 5%
- If combining two materials of different grades or leather/fabric combination, use the highest grade/price + 5%
- If using COM or COL, pricing will be COM or COL + 5%.
- If both COM + COL are used in combination, use COL + 5%.



[View statement of line](#)

## Product features.

- Frame constructed of CNC cut engineered hardwood to maximize the strength, precise measurements and overall longevity
- Horizontal back from provides easy ganging capabilities.
- Joints are securely fastened with mortise and tenon joinery as well as corner block construction.
- Seats and back sprung with no sag sinuous wire spring to enhance comfort, sustainability and endurance.
- Soy-based, high resilient polyurethane foam consisting of minimum 1.8 density.

## Options.

### GANGING DEVICE

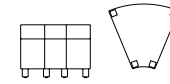
- GDEV: Ganging Device - \$35 ea.

### LEG

- Anodized Aluminum Metal Leg
- Finished Wood Leg (Specify Finish)

# Filmore.

Radius Ottoman / Cushion Top  
45 Degree Radius Ottoman



1 model	COM	COL	1	2	3	4	5	6	7	8	9	10	11/L1	12	13/L2
FIL0100ROT45	1152	1152	1226	1263	1300	1337	1374	1411	1448	1485	1522	1559	1596	1633	1707
W x D x H			Upholstery Requirements												
24.5 x 22 x 18			Fabric yds: 2 Leather Sq. Ft.: 36												
Arm Height: N/A			Carton Weight: 38												
Seat Height: 18"															
Inside Seat Depth: N/A															
Inside Seat Width: N/A															

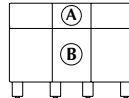
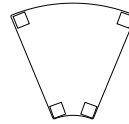
## 2 Select a finish

[View finish details](#)

- WLA Lofty Ash
- WAC Amber Cherry
- WRC Caramel Cherry
- WIC Crimson Cherry
- WEC Ebony
- WHC Honey Cherry
- WOC KoKo Cherry
- WAM Alabaster Maple
- WCM Clear Maple
- WWM Wheat Maple
- WEW Executive Walnut
- WGW Gunstock Walnut
- WBW Henna Walnut
- WSW Smokey Walnut
- WNW Natural Walnut
- WWP Designer White Paint
- SSM Seattle Mist Paint
- SSL Skyline Walnut Paint
- WBO Blush Oak
- WMO Mocha Oak
- WNO Natural Oak
- WVO Salted Oak

## 3 Combination Fabrics

[View finish details](#)



Style #FIL0100ROT45 Shown Above

DARRAN is pleased to offer customers the design freedom of combination fabrics. When using fabric, vinyl or leather combinations, pricing/yardage requirements will be as follows:

- A Seat 1.5 yd(s).
- B Base Frame 1.5 yd(s).

- When combining two materials of the same grade, pricing will be specified grade + 5%
- If combining two materials of different grades or leather/fabric combination, use the highest grade/price + 5%
- If using COM or COL, pricing will be COM or COL + 5%.
- If both COM + COL are used in combination, use COL + 5%.

[View statement of line](#)

## Product features.

- Frame constructed of CNC cut engineered hardwood to maximize the strength, precise measurements and overall longevity
- Horizontal back from provides easy ganging capabilities.
- Joints are securely fastened with mortise and tenon joinery as well as corner block construction.
- Seats and back sprung with no sag sinuous wire spring to enhance comfort, sustainability and endurance.
- Soy-based, high resilient polyurethane foam consisting of minimum 1.8 density.

## Options.

### GANGING DEVICE

- GDEV: Ganging Device - \$35 ea.

### LEG

- Anodized Aluminum Metal Leg
- Finished Wood Leg (Specify Finish)

# Filmore.

Radius Ottoman / Cushion Top  
30 Degree Radius Ottoman

1 model	COM	COL	1	2	3	4	5	6	7	8	9	10	11/L1	12	13/L2
FIL0100ROT30	1073	1073	1147	1184	1221	1258	1295	1332	1369	1406	1443	1480	1517	1554	1628
W x D x H			Upholstery Requirements												
16.5 x 22 x 18			Fabric yds: 2 Leather Sq. Ft.: 36												
Arm Height: N/A			Carton Weight: 35												
Seat Height: 18"															
Inside Seat Depth: N/A															
Inside Seat Width: N/A															

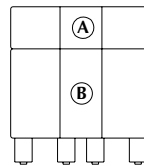
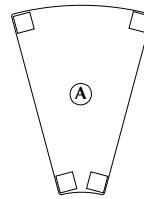
## 2 Select a finish

[View finish details](#)

- WLA Lofty Ash
- WAC Amber Cherry
- WRC Caramel Cherry
- WIC Crimson Cherry
- WEC Ebony
- WHC Honey Cherry
- WOC KoKo Cherry
- WAM Alabaster Maple
- WCM Clear Maple
- WWM Wheat Maple
- WEW Executive Walnut
- WGW Gunstock Walnut
- WBW Henna Walnut
- WSW Smokey Walnut
- WNW Natural Walnut
- WWP Designer White Paint
- SSM Seattle Mist Paint
- SSL Skyline Walnut Paint
- WBO Blush Oak
- WMO Mocha Oak
- WNO Natural Oak
- WVO Salted Oak

## 3 Combination Fabrics

[View finish details](#)

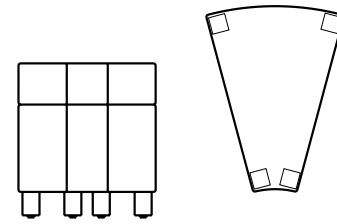


Style #FIL0100ROT30 Shown Above

DARRAN is pleased to offer customers the design freedom of combination fabrics. When using fabric, vinyl or leather combinations, pricing/yardage requirements will be as follows:

- A Seat 1 yd(s).
- B Base Frame 1 yd(s).

- When combining two materials of the same grade, pricing will be specified grade + 5%
- If combining two materials of different grades or leather/fabric combination, use the highest grade/price + 5%
- If using COM or COL, pricing will be COM or COL + 5%.
- If both COM + COL are used in combination, use COL + 5%.



[View statement of line](#)

## Product features.

- Frame constructed of CNC cut engineered hardwood to maximize the strength, precise measurements and overall longevity
- Horizontal back from provides easy ganging capabilities.
- Joints are securely fastened with mortise and tenon joinery as well as corner block construction.
- Seats and back sprung with no sag sinuous wire spring to enhance comfort, sustainability and endurance.
- Soy-based, high resilient polyurethane foam consisting of minimum 1.8 density.

## Options.

### GANGING DEVICE

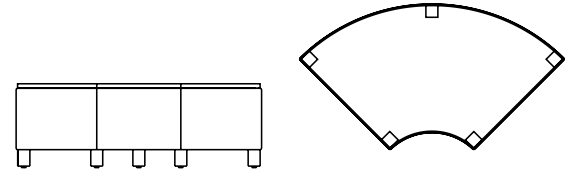
- GDEV: Ganging Device - \$35 ea.

### LEG

- Anodized Aluminum Metal Leg
- Finished Wood Leg (Specify Finish)

# Filmore.

Radius Ottoman / Table Top  
90 Degree Radius Table Top



1 model	COM	COL	1	2	3	4	5	6	7	8	9	10	11/L1	12	13/L2
FIL0100RTT90	1914	1914	2025	2080	2135	2190	2245	2300	2355	2410	2465	2520	2575	2630	2740
W x D x H 45 x 22 x 14			Upholstery Requirements												
Arm Height: N/A			Fabric yds: 3 Leather Sq. Ft.: 54												
Seat Height: N/A			Carton Weight: 47												
Inside Seat Depth: N/A															
Inside Seat Width: N/A															

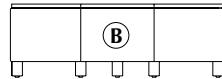
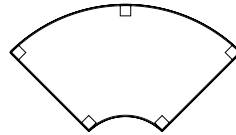
## 2 Select a finish

[View finish details](#)

- WLA Lofty Ash
- WAC Amber Cherry
- WRC Caramel Cherry
- WIC Crimson Cherry
- WEC Ebony
- WHC Honey Cherry
- WOC KoKo Cherry
- WAM Alabaster Maple
- WCM Clear Maple
- WWM Wheat Maple
- WEW Executive Walnut
- WGW Gunstock Walnut
- WBW Henna Walnut
- WSW Smokey Walnut
- WNW Natural Walnut
- WWP Designer White Paint
- SSM Seattle Mist Paint
- SSL Skyline Walnut Paint
- WBO Blush Oak
- WMO Mocha Oak
- WNO Natural Oak
- WVO Salted Oak

## 3 Combination Fabrics

[View finish details](#)



Style #FIL0100RTT90 Shown Above

**DARRAN is pleased to offer customers the design freedom of combination fabrics. When using fabric, vinyl or leather combinations, pricing/yardage requirements will be as follows:**

**B Base Frame 2 yd(s).**

- When combining two materials of the same grade, pricing will be specified grade + 5%
- If combining two materials of different grades or leather/fabric combination, use the highest grade/price + 5%
- If using COM or COL, pricing will be COM or COL + 5%.
- If both COM + COL are used in combination, use COL + 5%.

[View statement of line](#)

## Product features.

- Frame constructed of CNC cut engineered hardwood to maximize the strength, precise measurements and overall longevity
- Horizontal back from provides easy ganging capabilities.
- Joints are securely fastened with mortise and tenon joinery as well as corner block construction.
- Seats and back sprung with no sag sinuous wire spring to enhance comfort, sustainability and endurance.
- Soy-based, high resilient polyurethane foam consisting of minimum 1.8 density.

### NOTES

- Must Select Finish On Table Surface

## Options.

### GANGING DEVICE

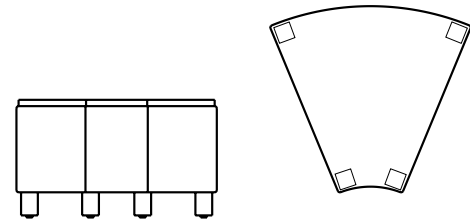
- GDEV: Ganging Device - \$35 ea.

### LEG

- Anodized Aluminum Metal Leg
- Finished Wood Leg (Specify Finish)

# Filmore.

Radius Ottoman / Table Top  
45 Degree Radius Table Top



*View statement of line*

## Product features.

- Frame constructed of CNC cut engineered hardwood to maximize the strength, precise measurements and overall longevity
- Horizontal back from provides easy ganging capabilities.
- Joints are securely fastened with mortise and tenon joinery as well as corner block construction.
- Seats and back sprung with no sag sinuous wire spring to enhance comfort, sustainability and endurance.
- Soy-based, high resilient polyurethane foam consisting of minimum 1.8 density.

1 model	COM	COL	1	2	3	4	5	6	7	8	9	10	11/L1	12	13/L2
FIL0100RTT45	1288	1288	1362	1399	1436	1473	1510	1547	1584	1621	1658	1695	1732	1769	1843
W x D x H			Upholstery Requirements												
24.5 x 22 x 14			Fabric yds: 2 Leather Sq. Ft.: 36												
Arm Height: N/A			Carton Weight: 42												
Seat Height: N/A															
Inside Seat Depth: N/A															
Inside Seat Width: N/A															

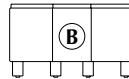
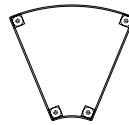
## 2 Select a finish

*View finish details*

- WLA Lofty Ash
- WAC Amber Cherry
- WRC Caramel Cherry
- WIC Crimson Cherry
- WEC Ebony
- WHC Honey Cherry
- WOC KoKo Cherry
- WAM Alabaster Maple
- WCM Clear Maple
- WWM Wheat Maple
- WEW Executive Walnut
- WGW Gunstock Walnut
- WBW Henna Walnut
- WSW Smokey Walnut
- WNW Natural Walnut
- WWP Designer White Paint
- SSM Seattle Mist Paint
- SSL Skyline Walnut Paint
- WBO Blush Oak
- WMO Mocha Oak
- WNO Natural Oak
- WVO Salted Oak

## 3 Combination Fabrics

*View finish details*



Style #FIL0100RTT45 Shown Above

**DARRAN is pleased to offer customers the design freedom of combination fabrics. When using fabric, vinyl or leather combinations, pricing/yardage requirements will be as follows:**

**B Base Frame 1.5 yd(s).**

- When combining two materials of the same grade, pricing will be specified grade + 5%
- If combining two materials of different grades or leather/fabric combination, use the highest grade/price + 5%
- If using COM or COL, pricing will be COM or COL + 5%.
- If both COM + COL are used in combination, use COL + 5%.

### NOTES

- Must Select Finish On Table Surface

## Options.

### GANGING DEVICE

- GDEV: Ganging Device - \$35 ea.

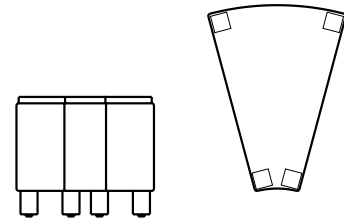
### LEG

- Anodized Aluminum Metal Leg
- Finished Wood Leg (Specify Finish)



# Filmore.

Radius Ottoman / Table Top  
30 Degree Radius Table Top



*View statement of line*

## Product features.

- Frame constructed of CNC cut engineered hardwood to maximize the strength, precise measurements and overall longevity
- Horizontal back from provides easy ganging capabilities.
- Joints are securely fastened with mortise and tenon joinery as well as corner block construction.
- Seats and back sprung with no sag sinuous wire spring to enhance comfort, sustainability and endurance.
- Soy-based, high resilient polyurethane foam consisting of minimum 1.8 density.

### NOTES

- Must Select Finish On Table Surface

## Options.

### GANGING DEVICE

- GDEV: Ganging Device - \$35 ea.

### LEG

- Anodized Aluminum Metal Leg
- Finished Wood Leg (Specify Finish)

1 model	COM	COL	1	2	3	4	5	6	7	8	9	10	11/L1	12	13/L2
FIL0100RTT30	1215	1215	1289	1326	1363	1400	1437	1474	1511	1548	1585	1622	1659	1696	1770
W x D x H 16.5 x 22 x 14			Upholstery Requirements												
Arm Height: N/A			Fabric yds: 2 Leather Sq. Ft.: 36												
Seat Height: N/A			Carton Weight: 40												
Inside Seat Depth: N/A															
Inside Seat Width: N/A															

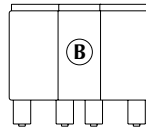
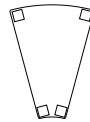
## 2 Select a finish

*View finish details*

- WLA Lofty Ash
- WAC Amber Cherry
- WRC Caramel Cherry
- WIC Crimson Cherry
- WEC Ebony
- WHC Honey Cherry
- WOC KoKo Cherry
- WAM Alabaster Maple
- WCM Clear Maple
- WWM Wheat Maple
- WEW Executive Walnut
- WGW Gunstock Walnut
- WBW Henna Walnut
- WSW Smokey Walnut
- WNW Natural Walnut
- WWP Designer White Paint
- SSM Seattle Mist Paint
- SSL Skyline Walnut Paint
- WBO Blush Oak
- WMO Mocha Oak
- WNO Natural Oak
- WVO Salted Oak

## 3 Combination Fabrics

*View finish details*



Style #FIL0100RTT30 Shown Above

**DARRAN is pleased to offer customers the design freedom of combination fabrics. When using fabric, vinyl or leather combinations, pricing/yardage requirements will be as follows:**

**B Base Frame 1 yd(s).**

- When combining two materials of the same grade, pricing will be specified grade + 5%
- If combining two materials of different grades or leather/fabric combination, use the highest grade/price + 5%
- If using COM or COL, pricing will be COM or COL + 5%.
- If both COM + COL are used in combination, use COL + 5%.

# Filmore.

Seat Bench  
One Seat Bench

1 model	COM	COL	1	2	3	4	5	6	7	8	9	10	11/L1	12	13/L2
FIL01000SB01	1281	1281	1374	1420	1466	1512	1558	1604	1650	1696	1742	1788	1834	1880	1972
W x D x H 21.5 x 21.5 x 18 Arm Height: N/A Seat Height: 18" Inside Seat Depth: N/A Inside Seat Width: N/A			Upholstery Requirements Fabric yds: 2 -1/2 Leather Sq. Ft.: 45 Carton Weight: 31												

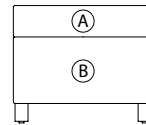
## 2 Select a finish

[View finish details](#)

- WLA Lofty Ash
- WAC Amber Cherry
- WRC Caramel Cherry
- WIC Crimson Cherry
- WEC Ebony
- WHC Honey Cherry
- WOC KoKo Cherry
- WAM Alabaster Maple
- WCM Clear Maple
- WWM Wheat Maple
- WEW Executive Walnut
- WGW Gunstock Walnut
- WBW Henna Walnut
- WSW Smokey Walnut
- WNW Natural Walnut
- WWP Designer White Paint
- SSM Seattle Mist Paint
- SSL Skyline Walnut Paint
- WBO Blush Oak
- WMO Mocha Oak
- WNO Natural Oak
- WVO Salted Oak

## 3 Combination Fabrics

[View finish details](#)

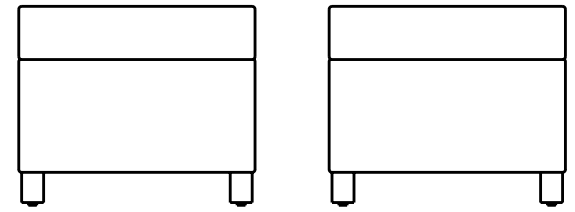


Style #FIL01000SB01 Shown Above

**DARRAN is pleased to offer customers the design freedom of combination fabrics. When using fabric, vinyl or leather combinations, pricing/yardage requirements will be as follows:**

- A Seat** 1 yd(s).
- B Base Frame** 1 yd(s).

- When combining two materials of the same grade, pricing will be specified grade + 5%
- If combining two materials of different grades or leather/fabric combination, use the highest grade/price + 5%
- If using COM or COL, pricing will be COM or COL + 5%.
- If both COM + COL are used in combination, use COL + 5%.



[View statement of line](#)

## Product features.

- Frame constructed of CNC cut engineered hardwood to maximize the strength, precise measurements and overall longevity
- Horizontal back from provides easy ganging capabilities.
- Joints are securely fastened with mortise and tenon joinery as well as corner block construction.
- Seats and back sprung with no sag sinuous wire spring to enhance comfort, sustainability and endurance.
- Soy-based, high resilient polyurethane foam consisting of minimum 1.8 density.

## Options.

### GANGING DEVICE

- GDEV: Ganging Device - \$35 ea.

### LEG

- Anodized Aluminum Metal Leg
- Finished Wood Leg (Specify Finish)

DARRAN™

# Filmore.

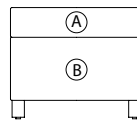
Seat Bench  
Two Seat Bench

1 model	COM	COL	1	2	3	4	5	6	7	8	9	10	11/L1	12	13/L2
FIL0100TSB02	1722	1722	1870	1943	2016	2089	2162	2235	2308	2381	2454	2527	2600	2673	2819
W x D x H 42.5 x 21.5 x 18 Arm Height: N/A Seat Height: 18" Inside Seat Depth: N/A Inside Seat Width: N/A			Upholstery Requirements Fabric yds: 4 Leather Sq. Ft.: 72 Carton Weight: 58												

## 2 Select a finish [View finish details](#)

- WLA Lofty Ash
- WAC Amber Cherry
- WRC Caramel Cherry
- WIC Crimson Cherry
- WEC Ebony
- WHC Honey Cherry
- WOC KoKo Cherry
- WAM Alabaster Maple
- WCM Clear Maple
- WWM Wheat Maple
- WEW Executive Walnut
- WGW Gunstock Walnut
- WBW Henna Walnut
- WSW Smokey Walnut
- WNW Natural Walnut
- WWP Designer White Paint
- SSM Seattle Mist Paint
- SSL Skyline Walnut Paint
- WBO Blush Oak
- WMO Mocha Oak
- WNO Natural Oak
- WVO Salted Oak

## 3 Combination Fabrics [View finish details](#)

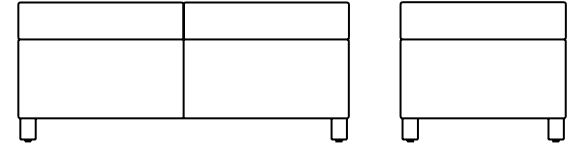


Style #FIL0100TSB02 Shown Above

**DARRAN is pleased to offer customers the design freedom of combination fabrics. When using fabric, vinyl or leather combinations, pricing/yardage requirements will be as follows:**

- A Seat** 2 yd(s).
- B Base Frame** 2 yd(s).

- When combining two materials of the same grade, pricing will be specified grade + 5%
- If combining two materials of different grades or leather/fabric combination, use the highest grade/price + 5%
- If using COM or COL, pricing will be COM or COL + 5%.
- If both COM + COL are used in combination, use COL + 5%.



[View statement of line](#)

## Product features.

- Frame constructed of CNC cut engineered hardwood to maximize the strength, precise measurements and overall longevity
- Horizontal back from provides easy ganging capabilities.
- Joints are securely fastened with motise and tenon joinery as well as corner block construction.
- Seats and back sprung with no sag sinuous wire spring to enhance comfort, sustainability and endurance.
- Soy-based, high resilient polyurethane foam consisting of minimum 1.8 density.

## Options.

### GANGING DEVICE

- GDEV: Ganging Device - \$35 ea.

### LEG

- Anodized Aluminum Metal Leg
- Finished Wood Leg (Specify Finish)

# Filmore.

Seat Bench  
Three Seat Bench

1 model	COM	COL	1	2	3	4	5	6	7	8	9	10	11/L1	12	13/L2
FIL0100TSB03	2164	2164	2349	2441	2533	2625	2717	2809	2901	2993	3085	3177	3269	3361	3545
W x D x H 63.5 x 21.5 x 18 Arm Height: N/A Seat Height: 18" Inside Seat Depth: N/A Inside Seat Width: N/A			Upholstery Requirements Fabric yds: 5 Leather Sq. Ft.: 90 Carton Weight: 82												

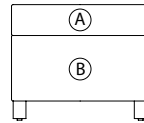
## 2 Select a finish

[View finish details](#)

- WLA Lofty Ash
- WAC Amber Cherry
- WRC Caramel Cherry
- WIC Crimson Cherry
- WEC Ebony
- WHC Honey Cherry
- WOC KoKo Cherry
- WAM Alabaster Maple
- WCM Clear Maple
- WWM Wheat Maple
- WEW Executive Walnut
- WGW Gunstock Walnut
- WBW Henna Walnut
- WSW Smokey Walnut
- WNW Natural Walnut
- WWP Designer White Paint
- SSM Seattle Mist Paint
- SSL Skyline Walnut Paint
- WBO Blush Oak
- WMO Mocha Oak
- WNO Natural Oak
- WVO Salted Oak

## 3 Combination Fabrics

[View finish details](#)

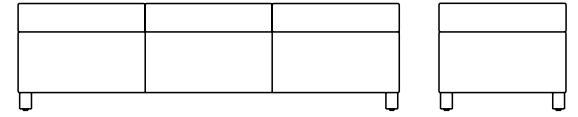


Style #FIL0100TSB03 Shown Above

**DARRAN is pleased to offer customers the design freedom of combination fabrics. When using fabric, vinyl or leather combinations, pricing/yardage requirements will be as follows:**

- A Seat** 3 yd(s).
- B Base Frame** 3 yd(s).

- When combining two materials of the same grade, pricing will be specified grade + 5%
- If combining two materials of different grades or leather/fabric combination, use the highest grade/price + 5%
- If using COM or COL, pricing will be COM or COL + 5%.
- If both COM + COL are used in combination, use COL + 5%.



[View statement of line](#)

## Product features.

- Frame constructed of CNC cut engineered hardwood to maximize the strength, precise measurements and overall longevity
- Horizontal back from provides easy ganging capabilities.
- Joints are securely fastened with mortise and tenon joinery as well as corner block construction.
- Seats and back sprung with no sag sinuous wire spring to enhance comfort, sustainability and endurance.
- Soy-based, high resilient polyurethane foam consisting of minimum 1.8 density.

## Options.

### GANGING DEVICE

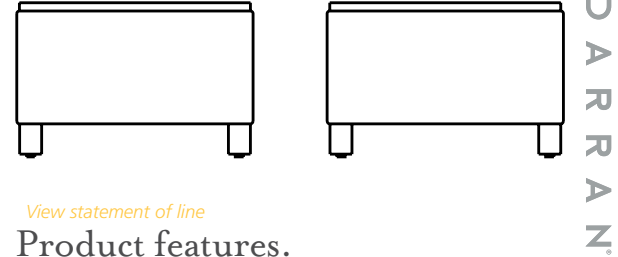
- GDEV: Ganging Device - \$35 ea.

### LEG

- Anodized Aluminum Metal Leg
- Finished Wood Leg (Specify Finish)

# Filmore.

Seat Bench With Table Tops  
*Square Table Top*



DARRAN™

1 model	COM	COL	1	2	3	4	5	6	7	8	9	10	11/L1	12	13/L2
FIL0100STT00	1389	1389	1463	1500	1537	1574	1611	1648	1685	1722	1759	1796	1833	1870	1944
W x D x H 21.5 x 21.5 x 14 Arm Height: N/A Seat Height: N/A Inside Seat Depth: N/A Inside Seat Width: N/A			Upholstery Requirements Fabric yds: 2 Leather Sq. Ft.: 36 Carton Weight: 36												

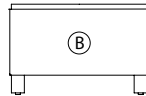
## 2 Select a finish

[View finish details](#)

- WLA Lofty Ash
- WAC Amber Cherry
- WRC Caramel Cherry
- WIC Crimson Cherry
- WEC Ebony
- WHC Honey Cherry
- WOC KoKo Cherry
- WAM Alabaster Maple
- WCM Clear Maple
- WWM Wheat Maple
- WEW Executive Walnut
- WGW Gunstock Walnut
- WBW Henna Walnut
- WSW Smokey Walnut
- WNW Natural Walnut
- WWP Designer White Paint
- TBCO Baby's Cheek
- TBSW Brown Sugar
- TSTV Studio Teak Walnut
- TSMV Seattle Mist
- TSLV Skyline Walnut
- TOBW Organic Brown
- WBO Blush Oak
- WNO Natural Oak

## 3 Combination Fabrics

[View finish details](#)



Style #FIL0100STT00 Shown Above

**DARRAN is pleased to offer customers the design freedom of combination fabrics. When using fabric, vinyl or leather combinations, pricing/yardage requirements will be as follows:**

### B Base Frame 1 yd(s).

- When combining two materials of the same grade, pricing will be specified grade + 5%
- If combining two materials of different grades or leather/fabric combination, use the highest grade/price + 5%
- If using COM or COL, pricing will be COM or COL + 5%.
- If both COM + COL are used in combination, use COL + 5%.

[View statement of line](#)

## Product features.

- Frame constructed of CNC cut engineered hardwood to maximize the strength, precise measurements and overall longevity
- Horizontal back from provides easy ganging capabilities.
- Joints are securely fastened with mortise and tenon joinery as well as corner block construction.
- Seats and back sprung with no sag sinuous wire spring to enhance comfort, sustainability and endurance.
- Soy-based, high resilient polyurethane foam consisting of minimum 1.8 density.

### NOTES

- Must Select Finish On Table Surface

## Options.

### GANGING DEVICE

- GDEV: Ganging Device - \$35 ea.

### LEG

- Anodized Aluminum Metal Leg
- Finished Wood Leg (Specify Finish)

# Filmore.

Seat Bench With Table Tops  
One Cushion Bench

1 model	COM	COL	1	2	3	4	5	6	7	8	9	10	11/L1	12	13/L2
FIL0100OCB01	1849	1849	1979	2043	2107	2171	2235	2299	2363	2427	2491	2555	2619	2683	2811
W x D x H 42.5 x 21.5 x 18/14 Arm Height: N/A Seat Height: 18" Inside Seat Depth: N/A Inside Seat Width: N/A			Upholstery Requirements Fabric yds: 3 -1/2 Leather Sq. Ft.: 63 Carton Weight: 63												

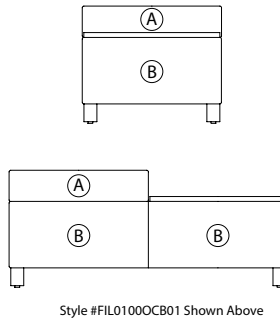
## 2 Select a finish

[View finish details](#)

- WLA Lofty Ash
- WAC Amber Cherry
- WRC Caramel Cherry
- WIC Crimson Cherry
- WEC Ebony
- WHC Honey Cherry
- WOC KoKo Cherry
- WAM Alabaster Maple
- WCM Clear Maple
- WWM Wheat Maple
- WEW Executive Walnut
- WGW Gunstock Walnut
- WBW Henna Walnut
- WSW Smokey Walnut
- WNW Natural Walnut
- WWP Designer White Paint
- TBCO Baby's Cheek
- TBSW Brown Sugar
- TSTV Studio Teak Walnut
- TSMV Seattle Mist
- TSLV Skyline Walnut
- TOBW Organic Brown
- WBO Blush Oak
- WNO Natural Oak

## 3 Combination Fabrics

[View finish details](#)

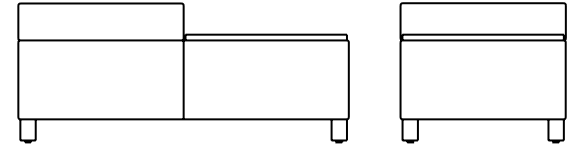


Style #FIL0100OCB01 Shown Above

**DARRAN is pleased to offer customers the design freedom of combination fabrics. When using fabric, vinyl or leather combinations, pricing/yardage requirements will be as follows:**

- A Seat 1 yd(s).**
- B Base Frame 2 yd(s).**

- When combining two materials of the same grade, pricing will be specified grade + 5%
- If combining two materials of different grades or leather/fabric combination, use the highest grade/price + 5%
- If using COM or COL, pricing will be COM or COL + 5%.
- If both COM + COL are used in combination, use COL + 5%.



[View statement of line](#)

## Product features.

- Frame constructed of CNC cut engineered hardwood to maximize the strength, precise measurements and overall longevity
- Horizontal back from provides easy ganging capabilities.
- Joints are securely fastened with motise and tenon joinery as well as corner block construction.
- Seats and back sprung with no sag sinuous wire spring to enhance comfort, sustainability and endurance.
- Soy-based, high resilient polyurethane foam consisting of minimum 1.8 density.

### NOTES

- Must Select Finish On Table Surface

## Options.

### GANGING DEVICE

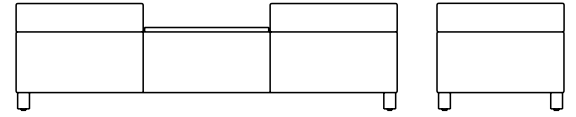
- GDEV: Ganging Device - \$35 ea.

### LEG

- Anodized Aluminum Metal Leg
- Finished Wood Leg (Specify Finish)

# Filmore.

Seat Bench With Table Tops  
Two Cushion Bench



1 model	COM	COL	1	2	3	4	5	6	7	8	9	10	11/L1	12	13/L2
FIL0100TCB02	2220	2220	2387	2469	2551	2633	2715	2797	2879	2961	3043	3125	3207	3289	3453
W x D x H 63.5 x 21.5 x 18/14 Arm Height: N/A Seat Height: 18" Inside Seat Depth: N/A Inside Seat Width: N/A			Upholstery Requirements Fabric yds: 4 -1/2 Leather Sq. Ft.: 81 Carton Weight: 87												

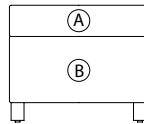
## 2 Select a finish

[View finish details](#)

- WLA Lofty Ash
- WAC Amber Cherry
- WRC Caramel Cherry
- WIC Crimson Cherry
- WEC Ebony
- WHC Honey Cherry
- WOC KoKo Cherry
- WAM Alabaster Maple
- WCM Clear Maple
- WWM Wheat Maple
- WEW Executive Walnut
- WGW Gunstock Walnut
- WBW Henna Walnut
- WSW Smokey Walnut
- WNW Natural Walnut
- WWP Designer White Paint
- TBCO Baby's Cheek
- TBSW Brown Sugar
- TSTV Studio Teak Walnut
- TSMV Seattle Mist
- TSLV Skyline Walnut
- TOBW Organic Brown
- WBO Blush Oak
- WNO Natural Oak

## 3 Combination Fabrics

[View finish details](#)



Style #FIL0100TCB02 Shown Above

**DARRAN is pleased to offer customers the design freedom of combination fabrics. When using fabric, vinyl or leather combinations, pricing/yardage requirements will be as follows:**

- A Seat** 2 yd(s).
- B Base Frame** 3 yd(s).

- When combining two materials of the same grade, pricing will be specified grade + 5%
- If combining two materials of different grades or leather/fabric combination, use the highest grade/price + 5%
- If using COM or COL, pricing will be COM or COL + 5%.
- If both COM + COL are used in combination, use COL + 5%.

[View statement of line](#)

## Product features.

- Frame constructed of CNC cut engineered hardwood to maximize the strength, precise measurements and overall longevity
- Horizontal back from provides easy ganging capabilities.
- Joints are securely fastened with mortise and tenon joinery as well as corner block construction.
- Seats and back sprung with no sag sinuous wire spring to enhance comfort, sustainability and endurance.
- Soy-based, high resilient polyurethane foam consisting of minimum 1.8 density.

### NOTES

- Must Select Finish On Table Surface

## Options.

### GANGING DEVICE

- GDEV: Ganging Device - \$35 ea.

### LEG

- Anodized Aluminum Metal Leg
- Finished Wood Leg (Specify Finish)

# Grove price list




effective july 1, 2021




# Grove price list revisions

Date	Page	Modification	Description
------	------	--------------	-------------

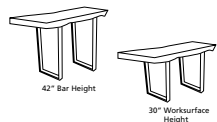


## Grove table of contents

Statement of Line	
Features & Advantages .....	1
Live Edge Warranty & Care.....	2
Live Edge tables .....	3
Stools .....	4
Power & Data .....	7



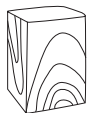
# Grove statement of line




PAGE 3  
Live Edge



PAGE 4  
Small Round Table



PAGE 5  
Square Table



## Grove features & advantages

From Table edge to the leg:


120" = 17" Inset

96" = 12" Inset

76" = 10" Inset

Butterflies are hand placed based on the tables natural cracks. Natural cracks in the wood are considered normal and enhance the beauty of the tables.

Every table is unique with live edge detailing



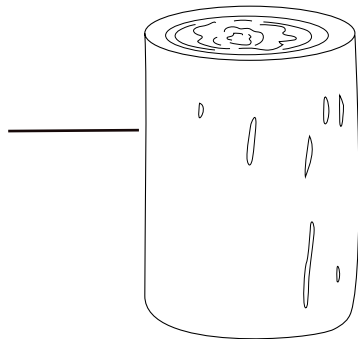
The Acacia tree is fast growing and known for its beautifully figured grain and distinct sap lines.

Solid slabs can vary from 2" - 3" thick.

Metal legs standard in black. Optional in matte black and silver.

Each Grove slab features a protective clear coat to enhance the natural cracks of the solid wood.

Every stool or table is unique with live edge detailing



Butterflies are hand placed based on the stools natural cracks. Natural cracks in the wood are considered normal and enhance the beauty of the stools.

Stool depth varies

### Powerports

Choose Byrne's Salt power port. Salt includes two powered USB ports. Salt power ports can be added to square stools only.

## Grove live edge warranty & care

The DARRAN Grove Collection features natural live edge solid wood slab tables. The Grove slabs are all individually unique with different grain variations, knots, variations in color, splits, and holes that all add to the natural beauty of each table. The natural characteristics are further enhanced by a protective varnish top coat that provides superior resistance to water marks, heat damage, chemical contact, and scratch resistance.

### Warranty

All tables and bases have a one-year warranty. We will repair or replace (at our option) any faulty product deemed to have been caused by manufacturing defects. Live edge materials have inherent inconsistencies, natural defects and irregularities that are part of their unique nature. These are considered to be desired effects. Solid wood adjusts different times of the year to the moisture content of the air. In a sense the wood breathes. Wood will also adjust to the moisture content of your office and its surroundings. You may notice your slab furniture piece move and develop small cracks or dips. This is normal. Slab furniture cannot be compared to other solid wood furniture pieces. This product will have movement during its life and this is just the nature of natural wood slab furniture.

### Care

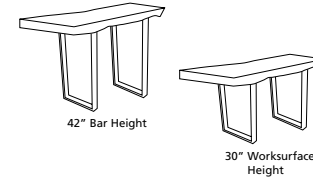
In order to maintain the natural beauty of your Grove table, DARRAN recommends the following:

- › Clean your Grove Table using a soft, damp cloth with a mild soap and wipe dry.
- › DARRAN's protective varnish top coat uses the latest advanced finishing technology to preserve the beauty of each Grove Table. Even with this protection, DARRAN recommends the use of coasters with drinks and to clean up any spilled liquids immediately. Avoid direct contact with hot items, harsh chemicals, and some plastic feet on desk accessories as they could damage the finish.
- › Take into account the humidity levels. This natural solid wood will continually contract and expand throughout its life and it will remain very sensitive to abrupt environment change, such as humidity, long after it has been harvested. Humidity levels should always remain between 30-50% to preserve your Grove table. Exposure to extreme fluxuations can cause additional cracking in the slab and would not be considered a manufacturer defect. A furniture repair expert can secure a new crack with a wood butterfly and then recoat the top.
- › Avoid placing your table in direct sunlight to prevent wood bleaching and color changes associated with UV exposure.



# Grove.

Live Edge  
Live Edge Conference Table



[View statement of line](#)

1 Select a model w" x d" x h"	weight	Standard Veneer Top		Premium Veneer Top		High Pressure Laminate Top		Thermally Fused Laminate Top	
		Standard Veneer Chassis		Premium Veneer Chassis		Veneer Chassis		Thermally Fused Laminate Chassis	
<b>42" Bar Height</b>									
120 Width	775	GRO12042RE400W	16175	"P" Option N/A		"G" Option N/A		"M" Option N/A	
96 Width	575	GRO9642RE400W	10327	"P" Option N/A		"G" Option N/A		"M" Option N/A	
76 Width	375	GRO7642RE400W	7702	"P" Option N/A		"G" Option N/A		"M" Option N/A	
<b>30" Worksurface Height</b>									
120 Width	750	GRO12030RE400W	15768	"P" Option N/A		"G" Option N/A		"M" Option N/A	
96 Width	550	GRO9630RE400W	10058	"P" Option N/A		"G" Option N/A		"M" Option N/A	
76 Width	350	GRO7630RE400W	7445	"P" Option N/A		"G" Option N/A		"M" Option N/A	
*Table depth and thickness varies. Images of inventory and slab dimensions can be viewed at <a href="http://darran.com">darran.com</a> under the Grove collection.									
<b>2 Select a finish</b>									
		WLE Clear Coat							
		<a href="#">View finish details</a>							
		Metal finish MFB Black. Additional metal finishes are available, see options.							
<b>3 Select a edge</b>									
		Edge N/A							
		<a href="#">View edge details</a>							
<b>4 Select hardware</b>									
		Hardware N/A							
		<a href="#">View hardware details</a>							

## Product features.

- Black Metal Legs are standard
- Tops are 2" - 3" thick
- Bases have adjustable glides for leveling

### NOTES

- Butterflies are hand placed based on the tables natural characteristic
- Natural cracks in the wood are considered normal and enhance the beauty of the table
- Slabs are cut from the Acacia Tree and has figured grain with distinct sap line edges
- See page 6- 13 for power

## Options.

### PREMIUM FINISH OPTION

- Specify base in premium metal finish (MFS: Silver, MFMB: Matte Black) - \$160 per base
- Specify W17 wire management in premium metal finish - (MFS: Silver, MFMB: Matte Black) - \$55
- Specify W20 wire management in premium metal finish - (MFS: Silver, MFMB: Matte Black) - \$80

### WIRE MANAGEMENT

- W17: Wire management cover - \$80 For 30" worksurface height
- W20: Wire management cover - \$105 For 42" worksurface height

# Grove.

Round Tables  
Round Acacia Stool Or Table



**1** Select a model  
w" x d" x h"  
12 dia x 17  
16 dia x 21  
**\* Stool or Table depth varies**

weight	Standard Veneer Top Standard Veneer Chassis	Premium Veneer Top Premium Veneer Chassis	High Pressure Laminate Top Veneer Chassis	Thermally Fused Laminate Top Thermally Fused Laminate Chassis
50	GRO1217AS372W 474	"P" Option N/A	"G" Option N/A	"M" Option N/A
60	GRO1621AS372W 958	"P" Option N/A	"G" Option N/A	"M" Option N/A

[View statement of line](#)

**2** Select a finish  
[View finish details](#)

WLE Clear Coat

**3** Select a edge  
[View edge details](#)

Edge  
N/A

**4** Select hardware  
[View hardware details](#)

Hardware  
N/A

## Product features.

**NOTES**

- Butterflies are hand placed based on the tables natural characteristic
- Natural cracks in the wood are considered normal and enhance the beauty of the table
- Stools are cut from the Acacia tree and has figured grain with distinct sap line edges

# Grove.

Square Table  
Square Acacia Stool Or Table



**1** Select a model  
w" x d" x h"  
12 x 12 x 18  
\* Stool or Table depth varies

weight	Standard Veneer Top Standard Veneer Chassis	Premium Veneer Top Premium Veneer Chassis	High Pressure Laminate Top Veneer Chassis	Thermally Fused Laminate Top Thermally Fused Laminate Chassis
60	GRO1212CM373W 683	"P" Option N/A	"G" Option N/A	"M" Option N/A

[View statement of line](#)

**2** Select a finish  
[View finish details](#)

WLE Clear Coat

**3** Select a edge  
[View edge details](#)

Edge  
N/A

**4** Select hardware  
[View hardware details](#)

Hardware  
N/A

## Product features.

### NOTES

- Butterflies are hand placed based on the tables natural characteristic
- Natural cracks in the wood are considered normal and enhance the beauty of the table
- Stools are cut from the Acacia tree and has figured grain with distinct sap line edges

## Options.

### POWER

- PDS01-G: Salt (Powered USB) - \$425
- See power page for color options



## power & data options.

Cove power unit - non-linking for Grove

Style Number	List Price
--------------	------------



PD-COVE-G PLUG	\$900
----------------	-------

Non-linking version

When used with GROVE Tables an additional \$350 LIST applies for the special cutout required. List price above is reflective of the additional \$350 charge.

### Specifications


- › Size 5.75" L x 2.5" W
- › 2) 15 Amp Receptacles and (2) USB charging ports
- › Surface Mount
- › 108" Cord
- › Standard Silver Finish, Available in White or Black Finish upon request
- › ETL Listed

Available: All DARRAN collections



## power & data options.

Cove power unit with daisylink for Grove

Style Number	List Price
<b>STARTER UNITS</b>	
 COV-DCH-G HARDWIRED	\$1060
Includes (1) Cove unit with Hardwire Infeed - 120"	
 COV-DCP-G PLUG	\$1150
Includes (1) Cove unit with Plug infeed - Includes 72" Cord and 32" Infeed Jumper for 104" total cord infeed	
<b>ADDITIONAL LINKING UNITS</b>	
COV-DCL-G	\$925 EACH

Includes Linking Cove unit and Jumper up to 96", cable length determined by the top size  
 When used with GROVE Tables an additional \$350 LIST applies for the special cutout required. List price above is reflective of the additional \$350 charge.

## Specifications

- > Size: 5.75" L x 2.5" W
- > (2) 15 Amp Receptacles and (2) 2.1 Amp USB charging ports
- > Surface Mount
- > Max Daisy Chain - Hardwire - (9) units; Plug/Corded - (4) units
- > Standard Silver Finish, Available in White or Black Finish upon request
- > ETL Listed

Available: Grove



## power & data options.

Cove corded series for Grove

Style Number	List Price
--------------	------------



PD-COVE-PKO-G	\$1150
---------------	--------

When used with GROVE Tables an additional \$350 LIST applies for the special cutout required. List price above is reflective of the additional \$350 charge.

## Specifications

- › Size 9.5"L x 2.5"W x 3.18"D
- › (2) Power Receptacles, (2) 2.1 Amp USB charging ports and (1) Telecom Plate Knockout
- › Surface Mount
- › 108" Cord
- › Standard Silver Finish, Available in White or Black Finish upon request
- › ETL Listed

Available: Grove

### Telecom Plates

RJ45 (1)	\$35
RJ45 (2)	\$70
RJ45 (3)	\$105
USB (1)	\$70
USB (2)	\$140
RJ11/RJ45	\$70
RJ45/USB	\$105
RJ45/HDMI	\$190
HDMI/DVI	\$325
HDMI/USB	\$205
HDMI/VGA	\$240
VGA/MINI-STEREO	\$155
VGA/USB	\$175

This pod can have up to 1 total plates.  
\*All telecom connectors sold separately.



## power & data options.

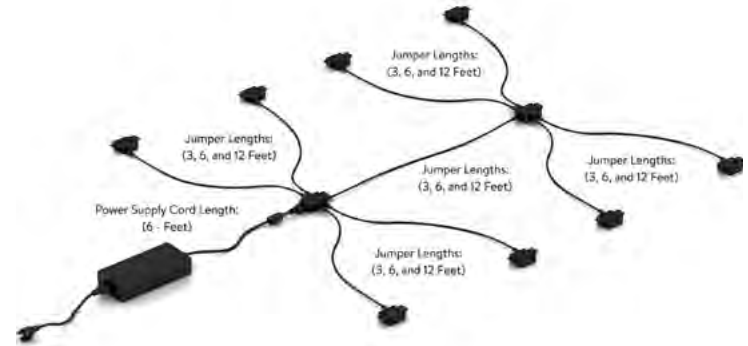
### Dual

Style Number	List Price
STARTER UNITS	
PD-DUAL3P3J	\$1170
3 modules; 3' jumpers	
PD-DUAL3P6J	\$1185
3 modules; 6' jumpers	
PD-DUAL3P12J	\$1200
3 modules; 12' jumpers	
PD-DUAL4P3J	\$1450
4 modules; 3' jumpers	
PD-DUAL4P6J	\$1470
4 modules; 6' jumpers	
PD-DUAL4P12J	\$1490
4 modules; 12' jumpers	
PD-DUAL8P3J	\$2825
8 modules; 3' jumpers	
PD-DUAL8P6J	\$2865
8 modules; 6' jumpers	
PD-DUAL8P12J	\$2905
8 modules; 12' jumpers	

## Specifications

- > Size: 3" x 1.75" x 1.25"
- > (2) 2.4 Amp USB charging ports per module
- > Undersurface mount
- > 72" cord
- > Standard black finish, available in white upon request
- > UL certified

Available: Conference, Milner, ThinkingQuietly



## power & data options.

Salt power port for Grove stool

Style Number List Price



GROVE

PDS01-G Salt (powered USB) \$425

Available on Grove square stool only. When used on Grove stool an additional \$200 list applies for the special cutout. List price above is reflective of the additional \$200 charge.

### Specifications

- > Salt port includes 2 power USB
- > Cord is 48" long
- > Spill-proof technology

Available: Grove square stool



Salt powered USB



## power & data options.

Reef power unit with daisylink for Grove

Style Number List Price



REF310-G PLUG

\$1450

When used with Grove tables an additional \$350 list applies for the special cutout required. List price above is reflective of the additional \$350 charge.

## Specifications

- › Size 16.1" L x 6.25" W x 4.89"
- › (3) 120V Receptacles, (2) USB charging ports, 1 Data Plate Knockout, (2) Knockouts for RJ45 Data Ports
- › Surface Mount
- › 108" Cord
- › Features Convenience Plug on bottom of unit that allows for max (3) Daisy Chain
- › Standard Black Finish, Available in White or Silver Finish upon request
- › Additional Telecom Plate Knockout
- › RJ45 for Knockouts not required. If not ordered a small hole will be present in the pod in this this location
- › ETL Listed

Available: Grove

### Telecom Plates



RJ45 (1)	\$35
RJ45 (2)	\$70
RJ45 (3)	\$105
USB (1)	\$70
USB (2)	\$140
RJ11/RJ45	\$70
RJ45/USB	\$105
RJ45/HDMI	\$190
HDMI/DVI	\$325
HDMI/USB	\$205
HDMI/VGA	\$240
VGA/MINI-STEREO	\$155
VGA/USB	\$175

This pod can have up to 1 total plates.  
\*All telecom connectors sold separately.



## power & data options.

VILLA Power unit with daisylink for Grove

Style Number	List Price
STARTER UNITS	
 VIL-DCH-G HARDWIRED	\$950
Includes (1) Villa unit with 120" Hardwire Infeed	
 VIL-DCP-G PLUG	\$1045
Includes (1) Villa with Plug Infeed - Includes 72" Cord and 32" Infeed Jumper for 104" total cord infeed	
ADDITIONAL LINKING UNITS	
VIL-DCL-G ADDITIONAL	\$940
(Includes linking Villa and Jumper cable up to 96")	

## Specifications

- > Size: Top Grommet 5.68"L X 3.39"W; Under Top 12"L x 3.13"W x 3.08"D
- > (4) Power receptacles; (2) surface and (2) undersurface, (2) 2.1A USB charging ports and (1) Knockout for RJ45 Data Port
- > Surface Mount
- > Daisy Chain - Hardwire Max (10) Units, Plug/Corded Max (5) Units
- > Standard Silver Finish, Black Finish available upon request
- > UL or ETL Certified

Available: Grove

RJ45 Knockout	
RJ45 (1)	\$35




# Guest seating price list



effective july 1, 2021

liso designed by chris carter





## Guest seating table of contents

Statement of Line	
Seating fabric & leather program.....	1
Finishes I specifications.....	4
Composition Seating Specification .....	5
Converse Seating Specification.....	6
Cosmo Seating Specification .....	7
Lisso Seating Specification.....	8
Maxton Seating Specification .....	9
Monroe Seating Specification.....	10
Murphy Seating Specification.....	11
Silo Seating Specification .....	12
Vessel Seating Specification.....	13
Composition Guest Chair.....	14
Composition Barstool.....	15
Converse Guest Chair.....	16
Cosmo Guest Chair.....	17
Lisso Guest Chair.....	19
Maxton Guest Chair.....	21
Monroe Guest Chair.....	25
Murphy Guest Chair.....	28
Silo Guest Chair.....	32

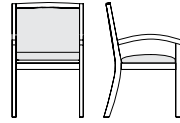
# Guest seating statement of line



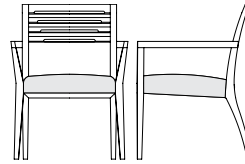
PAGE 14  
Composition Guest Chair



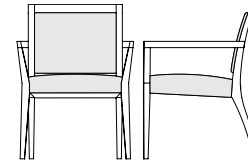
PAGE 15  
Composition Barstool




PAGE 16  
Converse Guest Chair




PAGE 17  
Cosmo Guest Chair



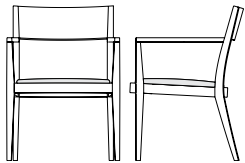
PAGE 18  
Cosmo Guest Chair



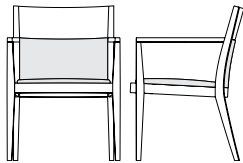
PAGE 19  
Lisso Guest Chair



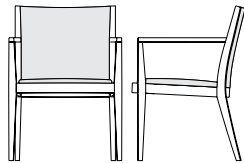
PAGE 20  
Lisso Guest Chair



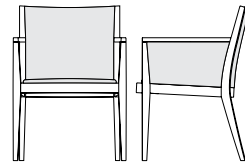
PAGE 21  
Maxton Guest Chair



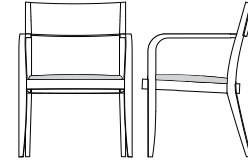
PAGE 22  
Maxton Guest Chair



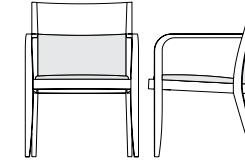
PAGE 23  
Maxton Guest Chair



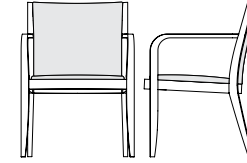
PAGE 24  
Maxton Guest Chair



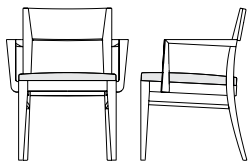
PAGE 25  
Monroe Guest Chair



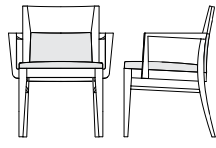
PAGE 26  
Monroe Guest Chair



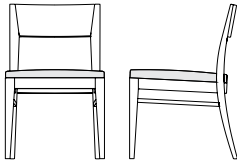
PAGE 27  
Monroe Guest Chair



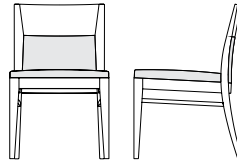
PAGE 28  
Murphy Guest Chair



PAGE 29  
Murphy Guest Chair



PAGE 30  
Murphy Guest Chair



PAGE 31  
Murphy Guest Chair



PAGE 32  
Silo Guest Chair



PAGE 33  
Silo Barstool



PAGE 34  
Vessel Barstool



PAGE 35  
Vessel Counter Height Barstool

## Guest seating fabric & leather program

### Seating & fabric leather program

DARRAN has partnered with some of the most prestigious fabric suppliers of the office furniture industry to bring you quality fabrics that are engaging designs, environmentally friendly and durable for years to come. The majority of fabrics we have graded-in are in heavy supply making it most likely available on our Quickship however, we cannot guarantee stock. If you do not see the fabric you wish to include in a project, please contact our Factory to see if this pattern can be graded in at 800.334.7891.

### Fabrics & Leathers

Please visit our Seating Fabrics page at [darran.com/textilesleather](http://darran.com/textilesleather)

Camira  
[www.camirafabrics.com](http://www.camirafabrics.com)  
 800.334.789

Wollsdorf  
[www.wollsdorf.com](http://www.wollsdorf.com)  
 336.884.5005

CFStinson  
[www.cfstinson.com](http://www.cfstinson.com)  
 800.841.6279

Green Hides  
[www.greenhides.com](http://www.greenhides.com)  
 336.315.9720

DesignTex  
[www.designtex.com](http://www.designtex.com)  
 800.797.4949

Maharam  
[www.maharam.com](http://www.maharam.com)  
 800.645.3943

Momentum Textiles  
[www.momentumtextiles.com](http://www.momentumtextiles.com)  
 800.366.6839

Ultrafabrics  
[www.ultrafabricsinc.com](http://www.ultrafabricsinc.com)  
 800.334.7891

Application instructions must be specified on the purchase order or COM / COL submission form. In the absence of application instructions, DARRAN will apply materials accordingly.

### CAL117

All DARRAN seating products conform to California Technical Bulletin 117 as a minimum standard.

### CAL133

To meet the California Technical Bulletin 133 flammability regulation, a combination of proper materials must be used to pass, as it tests the fire resistance of a finished product. Flame resistant fabric, a fire blocker material and special foam must be used to pass CAL133 fire codes.

Testing is available for all seating products with the following fees and considerations:

- If laboratory certification is not required, any style can be manufactured to comply with California Technical Bulletin 133 for \$75 list per yard required. (Customer's Own Materials must factor in additional yardage requirements based on repeat.)
- The purchase order must clearly indicate the requirement of California Technical Bulletin 133
- If laboratory California Technical Bulletin 133 certification is required, the cost of testing a chair is \$820 NET, plus the cost of the chair and covering material.
- An additional lead time of 4 to 6 weeks is required for testing for CAL133.
- Once testing is completed, we will provide a certification letter specific to the sample tested for CAL133.
- DARRAN's manufacturing procedures for California TB 133 compliance are based on the testing of representative style with specific fabrics. Please contact Customer Service for an updated list of tested models.
- A copy of test certification is available upon request.W

## Guest seating fabric & leather program

### Combination fabrics

DARRAN is pleased to offer customers the design freedom of combination fabrics. When using fabric, vinyl or leather combinations, pricing will be as follows:

- When combining two materials of the same grade, pricing will be specified grade + 5%.
- If combining two materials of different grades or leather/ fabric combination, use the highest grade/price + 5%.
- If using COM or COL, pricing will be COM or COL + 5%. If both COM + COL are used in combination, use COL + 5%

### COM/COL ordering instructions

Please complete the COM Submission Form prior to ordering the fabric from the supplier. All COM fabrics must be approved prior to order submission. Please refer to our website or contact DARRAN Seating Customer Service for an updated list of preapproved COM fabrics. Application instructions must be specified on the purchase order or COM/COL submission form. In the absence of application instructions, DARRAN will apply materials in the best manner and cannot be held responsible for tailoring or application objections after upholstering. COM orders will be scheduled for production after receipt of the material. Packages must be clearly marked and the fabric must be first quality, continuous yardage.

### COM/COL yardage requirements

The yardage requirements stated in this price list for each style are calculated using 54" wide, non-directional fabrics. For fabrics with a different width or for patterns with repeats, please refer to the below chart to calculate the additional percent of fabric required:

Fabric Width	Plain Fabric	2" - 14" Repeat	15" - 19" Repeat	20" - 27" Repeat	28" - 36" Repeat
54"	0	15%	20%	25%	30%
53"	6%	19%	24%	28%	36%
52"	13%	23%	28%	33%	38%
51"	19%	26%	31%	36%	41%
50"	25%	30%	35%	40%	45%
49"	30%	35%	40%	45%	50%
48"	35%	40%	45%	50%	55%
47"	45%	50%	55%	58%	65%

## Guest seating fabric & leather program

NOTE: Prior To Completion Of This Form, Please Refer To Our Graded In Materials Program For Preapproved Fabrics/Leathers.

### COM/COL Approval

DARRAN Furniture Industries  
 2402 Shore Street, High Point, NC 27263  
 ATTN: Seating Division / COM/COL Approval  
 TAG: DARRAN Purchase Order Number

### Shipping approved COM/COL materials

DARRAN Furniture Industries  
 2402 Shore Street, High Point, NC 27263  
 ATTN: Seating Division / COM/COL Approval  
 TAG: DARRAN Purchase Order Number

Please complete this form, attach a 6" x 6" sample and mail to the COM/COL APPROVAL address shown above.  
 This form can also be downloaded from our website at [www.darran.com/leathers](http://www.darran.com/leathers) OR [www.darran.com/fabrics](http://www.darran.com/fabrics)

Purchase Order # \_\_\_\_\_  
 Dealer's Name \_\_\_\_\_  
 Contact \_\_\_\_\_  
 Address \_\_\_\_\_  
 Telephone \_\_\_\_\_  
 Email \_\_\_\_\_  
 Chair Style \_\_\_\_\_  
 Manufacturer \_\_\_\_\_  
 Pattern Name \_\_\_\_\_  
 Pattern Color \_\_\_\_\_  
 Content \_\_\_\_\_  
 Repeat \_\_\_\_\_

Please specify any special requirements and check the application above.

\_\_\_\_\_  
 \_\_\_\_\_  
 \_\_\_\_\_

ATTACH 6" X 6" FABRIC/LEATHER SAMPLE HERE


**NOTE**

Actual Fabric/Leather samples needed instead of digital images. If digital images are sent in lieu of samples, DARRAN will only verify the pattern and will not take responsibility for color variances that cannot be verified due to printing restrictions


In the absence of application instructions, DARRAN will apply the material in the best manner and cannot be held responsible for tailoring or application objections after upholstering.

Unless otherwise instructed on the purchase order, excess COM materials will be recycled at the discretion of DARRAN after six months of the original product ship date.

The COM approval solely pertains to the application of the fabric onto the specified DARRAN seating product. DARRAN's approval or acceptance does not constitute any responsibility or warranty to the overall appearance, durability, flammability, defects, dye lot variations or colorfastness of the COM. It is the customer's responsibility to ensure the COM meets CAL 117 compliance and are first quality continuous goods.



**RAILROAD**



**SETUP**

## Guest seating finishes | specifications

WLA Lofty Ash  
WAC Amber Cherry  
WRC Caramel Cherry  
WIC Crimson Cherry  
WEC Ebony on Cherry  
WHC Honey Cherry  
WOC KoKo Cherry  
WAM Alabaster Maple  
WCM Clear Maple  
WWM Wheat Maple  
WBO Blush Oak  
WMO Mocha Oak  
WNO Natural Oak  
WSO Salted Oak  
WEW Executive Walnut  
WGW Gunstock Walnut  
WBW Henna Walnut  
WNW Natural Walnut  
RWV Clear Tech-grain  
TBCO Baby's Cheek  
TBSW Brown Sugar  
TSTV Studio Teak Walnut  
SSM Seattle Mist Paint  
SSL Skyline Walnut Paint  
TOBW Organic Brown  
WWP Designer White  
PM01 Olive  
PM02 Aquavert  
PM03 Mushroom  
PM04 Burgundy  
PM05 Ash  
PM06 Powder  
PM07 Pebble  
PM08 Vapour  
PM10 Verde


\*see product page for available finish selection

## Compostion seating specification

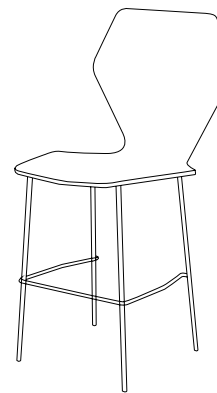


Plywood shells have a 9-ply construction, pressed in Heat-Induction presses with walnut core veneers and any specified face materials.

Frames are 5/8" diameter 13 gauge steel with reinforced rods in the tubes at the bends. The finish on the frame is chrome.



Chair  
 Width = 18"  
 Depth = 20.5"  
 Height = 33.5"  
 Seat Width = 18"  
 Seat Depth = 13"  
 Seat Height = 18.5"



Barstool  
 Width = 18"  
 Depth = 20.5"  
 Height = 43.5"  
 Seat Width = 18"  
 Seat Depth = 13"  
 Seat Height = 29.5"

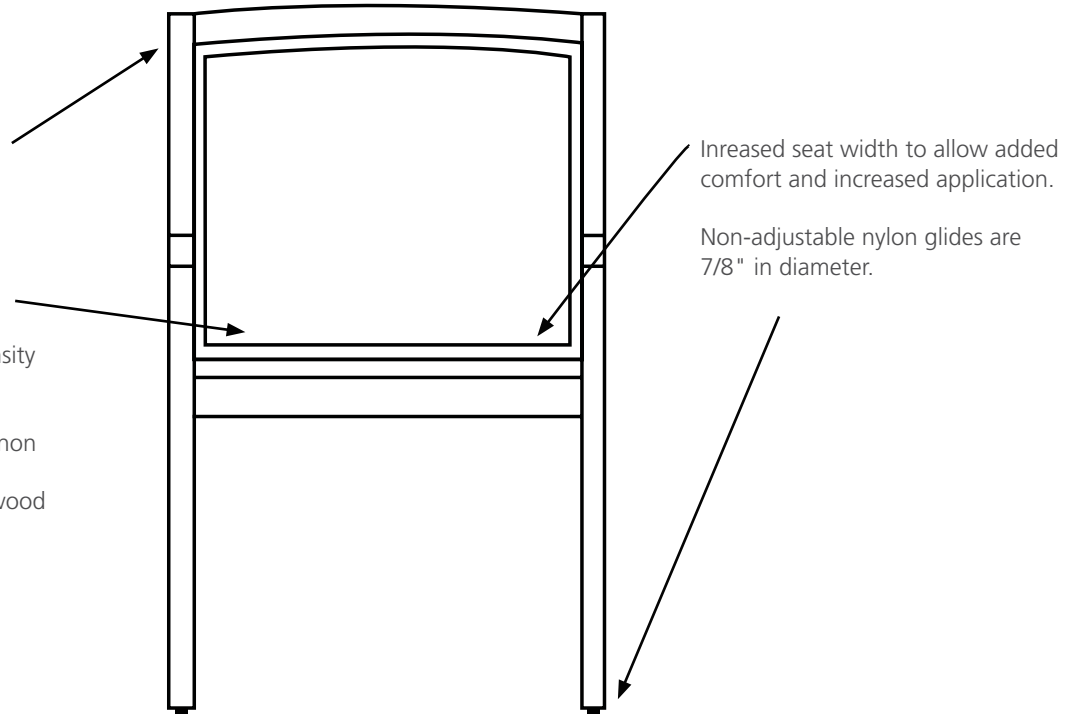
## Converse seating specification

Width = 22"  
 Depth = 24-1/2"  
 Height = 34-3/4"  
 Seat Width = 20"  
 Seat Depth = 19"  
 Seat Height = 18-1/2"  
 Arm Height = 25-3/4"  
 Cartoned Weight = 35 lbs.

Frame constructed of kiln-dried European beech, PEFC Certified sustainable yield, perpetuating premium quality and durability. \*Wall-Saver Design

Seat cushions are made of high resiliency foam with proper density to give comfort and support.

Seat rails are reinforced with tenon and groove corner blocks and cleats attached with glue and wood screws.



Increased seat width to allow added comfort and increased application.

Non-adjustable nylon glides are 7/8" in diameter.

Variety of textiles and back options offer customers flexibility in design and consistency within each office setting.

### Joints

Joints are securely fastened with mortise and tenon joinery or double doweled construction to ensure long-term use.

### Seat suspension

Seat suspension is constructed of 1/2" thick top quality Baltic Birch plywood wrapped in foam/fiber. Seats are webbed to provide maximum support for seat cushions. Seat cushions are made of high resiliency foam with proper density providing comfort.

### Seat assembly

Seat assembly is attached within finger grooved corner blocks and further secured by wood cleats, providing a vast superior means of stability in the chair.

### Finish

Composed of catalyzed varnish, featuring high solid consistency to provide extremely high durability while maintaining very low VOC exposure. Available in all DARRAN casegoods finishes.

### Complete domestic production

Complete domestic production from frame through upholstery, controlled by one manufacturing facility. Less stress/damage to chair parts normally caused by overseas transit. Providing consistent, reliable quality standards at a quick response to shorter lead times.



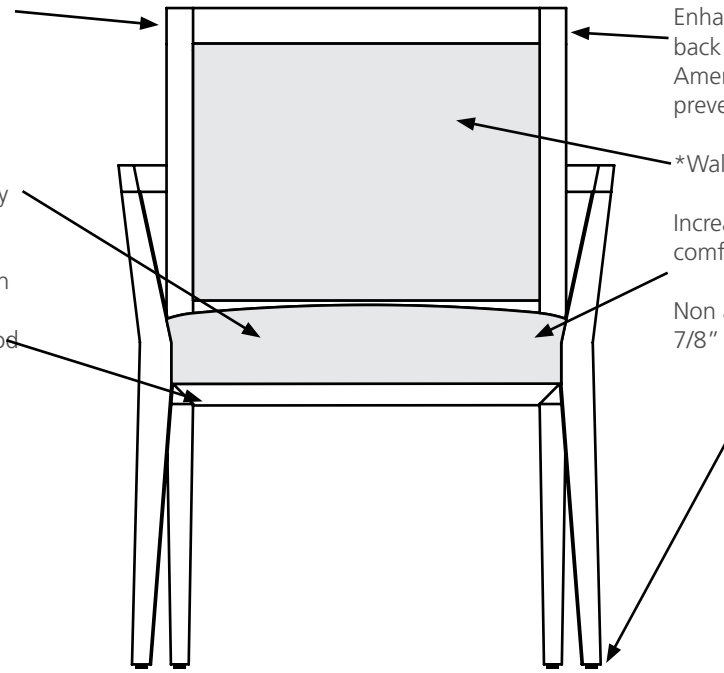
## Cosmo seating specification

Width = 24-1/2"  
 Depth = 23-3/4"  
 Height = 32-1/2"  
 Seat Width = 19"  
 Seat Depth = 19-1/2"  
 Seat Height = 18"  
 Arm Height = 24-3/4"  
 Cartoned Weight = 25 lbs.

Frame is constructed of kiln-dried European beech, PEFC Certified sustainable yield, perpetuating premium quality and durability.

Seat cushions are made of high resiliency foam with proper density to give comfort and support.

Seat rails are reinforced with tenon and groove corner blocks and cleats attached with glue and wood screws.



Enhancing veinline detail at the back panel to further showcase American craftsmanship and prevent finish cracking.

\*Wall-Saver Design

Increased seat width to allow added comfort and increased application.

Non adjustable nylon glides are 7/8" in diameter.

Variety of textiles and back options offer customers flexibility in design and consistency within each office setting.

### Joints

Joints are securely fastened with mortise and tenon joinery or double doweled construction to ensure long-term use.

### Seat suspension

Seat suspension is constructed of 3/4" thick top quality Baltic Birch plywood that is machined to form an open perimeter of rounded inside edges to reduce strain on the seat suspension. Seats are webbed to provide maximum support for seat cushions. Seat cushions are made of high resiliency foam with proper density providing comfort.

### Seat assembly

Seat assembly is attached within finger grooved corner blocks and further secured by wood cleats, providing a vast superior means of stability in the chair.

### Envi-ct finish

ENVI-CT (Environmental Coatings Technology) utilizes advanced European finish technology to deliver a high-end furniture coatings with superior performance in appearance and durability, allowing DARRAN to deliver more sustainable products to our customers.

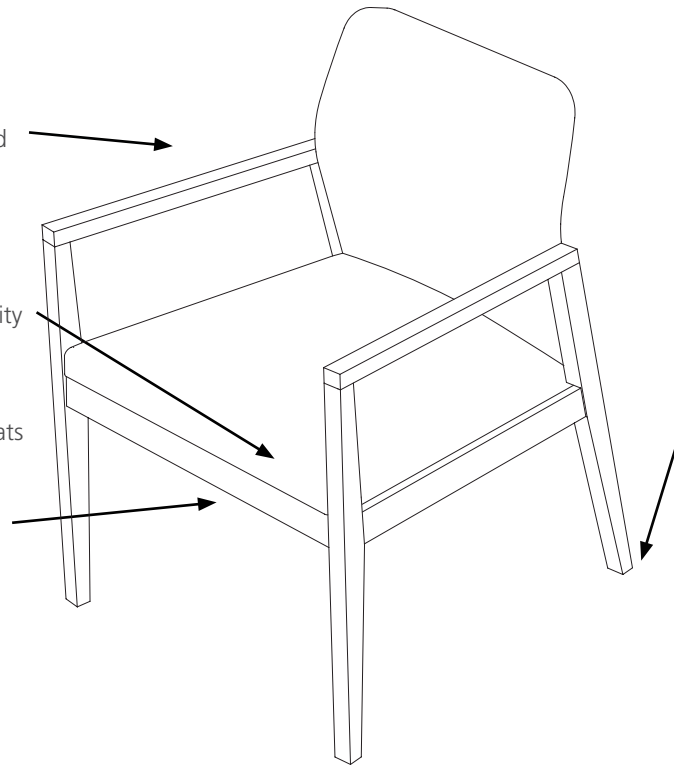
## Lisso seating specification

Width = 23.5"  
 Depth = 24.5"  
 Height = 31.5"  
 Seat Width = 21"  
 Seat Depth = 18"  
 Seat Height = 18"  
 Arm Height = 24"  
 Cartoned Weight = 30 lbs.

Frame is constructed of kiln-dried European beech, PEFC Certified sustainable yield, perpetuating premium quality and durability.

Seat cushions are made of high resiliency foam with proper density to give comfort and support.

Seat rails are reinforced with hardwood corner blocks and cleats attached with glue and wood screws.



\*Wall-Saver Design

Non adjustable nylon glides are 5/8" in diameter.

Variety of textiles and back options offer customers flexibility in design and consistency within each office setting.

## Joints

Joints are securely fastened with mortise and tenon joinery or double doveled construction to ensure long-term use.

## Seat suspension

Seat suspension is constructed of  $\frac{3}{4}$ " thick top quality Baltic Birch plywood that is machined to form an open perimeter of rounded inside edges to reduce strain on the seat suspension. Seats are webbed to provide maximum support for seat cushions. Seat cushions are made of high resiliency foam with proper density providing comfort.

## Seat assembly

Seat assembly is attached within hardwood corner blocks, providing a vast superior means of stability in the chair.

## Envi-ct finish

ENVI-CT (Environmental Coatings Technology) utilizes advanced European finish technology to deliver a high-end furniture coatings with superior performance in appearance and durability, allowing DARRAN to deliver more sustainable products to our customers.

## Maxton seating specification

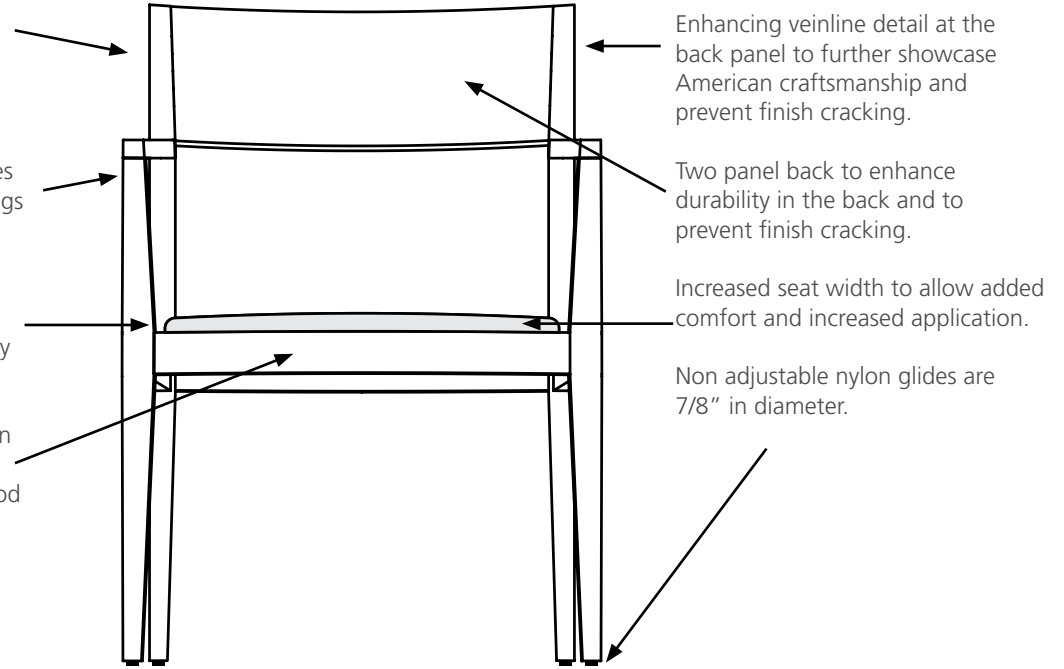
Width = 23-1/4"  
 Depth = 23"  
 Height = 32"  
 Seat Width = 21"  
 Seat Depth = 20"  
 Seat Height = 18"  
 Arm Height = 25-1/4"  
 Cartoned Weight = 25 lbs.

Frame is constructed of kiln-dried European beech, PEFC Certified sustainable yield, perpetuating premium quality and durability.

Sleek, modern design characterizes the dramatic tapering arms and legs posts which accent designer back options.

Seat cushions are made of high resiliency foam with proper density to give confort and support.

Seat rails are reinforced with tenon and groove corner blocks and cleats attached with glue and wood screws.



Enhancing veinline detail at the back panel to further showcase American craftsmanship and prevent finish cracking.

Two panel back to enhance durability in the back and to prevent finish cracking.

Increased seat width to allow added comfort and increased application.

Non adjustable nylon glides are 7/8" in diameter.

Variety of textiles and back options offer customers flexibility in design and consistency within each office setting.

## Joints

Joints are securely fastened with mortise and tenon joinery or double doweled construction to ensure long-term use.

## Seat suspension

Seat suspension is constructed of 3/4" thick top quality Baltic Birch plywood that is machined to form an open perimeter of rounded inside edges to reduce strain on the seat suspension. Seats are webbed to provide maximum support for seat cushions. Seat cushions are made of high resiliency foam with proper density providing comfort.

## Seat assembly

Seat assembly is attached within finger grooved corner blocks and further secured by wood cleats, providing a vast superior means of stability in the chair.

## Envi-ct finish

ENVI-CT (Environmental Coatings Technology) utilizes advanced European finish technology to deliver a high-end furniture coatings with superior performance in appearance and durability, allowing DARRAN to deliver more sustainable products to our customers.

## Monroe seating specification

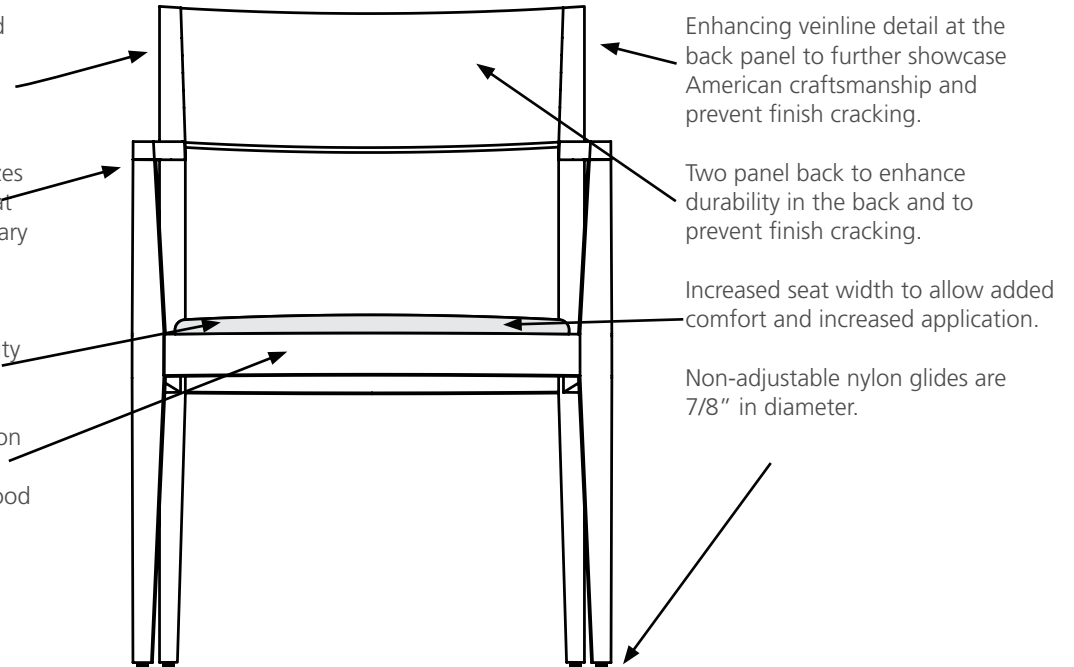
Width = 23-1/4"  
 Depth = 23"  
 Height = 32"  
 Seat Width = 20-3/4"  
 Seat Depth = 20"  
 Seat Height = 18"  
 Arm Height = 25-1/4"  
 Cartoned Weight = 25 lbs.

Frame is constructed of kiln-dried European beech, PEFC Certified sustainable yield, perpetuating premium quality and durability.

Sleek, modern design characterizes the simple curved arm design that compliments either a contemporary or transitional setting.

Seat cushions are made of high resiliency foam with proper density to give comfort and support.

Seat rails are reinforced with tenon and groove corner blocks and cleats attached with glue and wood screws.



Enhancing veinline detail at the back panel to further showcase American craftsmanship and prevent finish cracking.

Two panel back to enhance durability in the back and to prevent finish cracking.

Increased seat width to allow added comfort and increased application.

Non-adjustable nylon glides are 7/8" in diameter.

Variety of textiles and back options offer customers flexibility in design and consistency within each office setting.

### Joints

Joints are securely fastened with mortise and tenon joinery or double doweled construction to ensure long-term use.

### Seat suspension

Seat suspension is constructed of 3/4" thick top quality Baltic Birch plywood that is machined to form an open perimeter of rounded inside edges to reduce strain on the seat suspension. Seats are webbed to provide maximum support for seat cushions. Seat cushions are made of high resiliency foam with proper density providing comfort.

### Seat assembly

Seat assembly is attached within finger grooved corner blocks and further secured by wood cleats, providing a vast superior means of stability in the chair.

### Envi-ct finish

ENVI-CT (Environmental Coatings Technology) utilizes advanced European finish technology to deliver a high-end furniture coatings with superior performance in appearance and durability, allowing DARRAN to deliver more sustainable products to our customers.

## Murphy seating specification

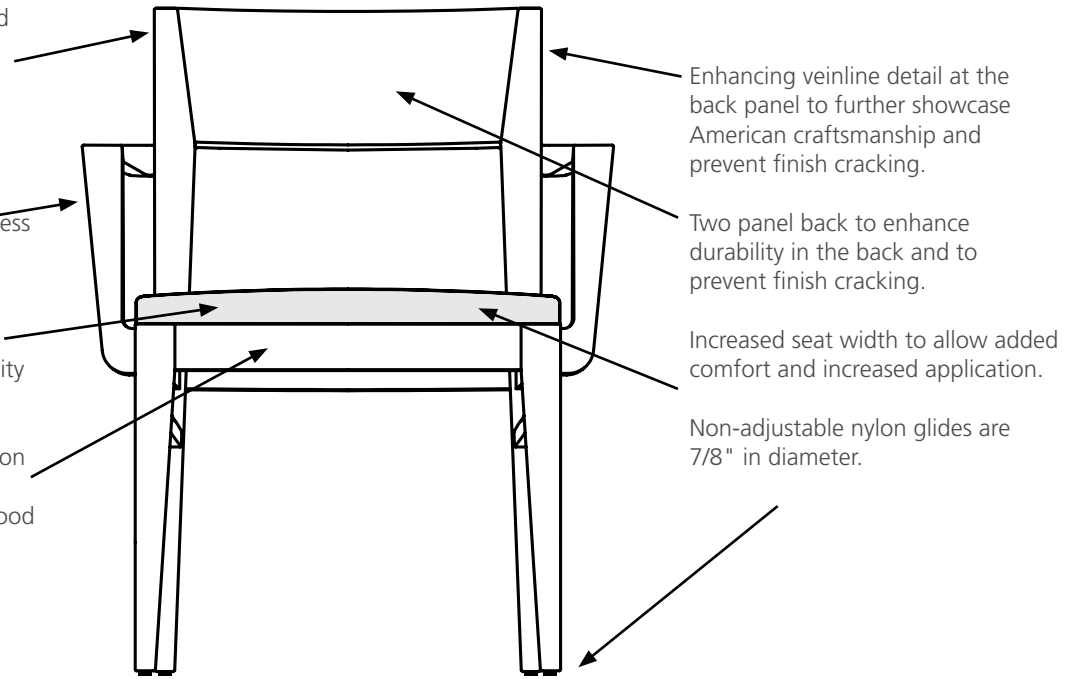
Width = 24-3/4"  
 Depth = 21"  
 Height = 31-3/4"  
 Seat Width = 21"  
 Seat Depth = 18-1/4"  
 Seat Height = 18"  
 Arm Height = 24-3/4"  
 Cartoned Weight = 25 lbs.

Frame is constructed of kiln-dried European beech, PEFC Certified sustainable yield, perpetuating premium quality and durability.

Outer arm design enables specification versatility with armless versions available in all back options.

Seat cushions are made of high resiliency foam with proper density to give comfort and support.

Seat rails are reinforced with tenon and groove corner blocks and cleats attached with glue and wood screws.



Enhancing veinline detail at the back panel to further showcase American craftsmanship and prevent finish cracking.

Two panel back to enhance durability in the back and to prevent finish cracking.

Increased seat width to allow added comfort and increased application.

Non-adjustable nylon glides are 7/8" in diameter.

Variety of textiles and back options offer customers flexibility in design and consistency within each office setting.

### Joints

Joints are securely fastened with mortise and tenon joinery or double doweled construction to ensure long-term use.

### Seat suspension

Seat suspension is constructed of 3/4" thick top quality Baltic Birch plywood that is machined to form an open perimeter of rounded inside edges to reduce strain on the seat suspension. Seats are webbed to provide maximum support for seat cushions. Seat cushions are made of high resiliency foam with proper density providing comfort.

### Seat assembly

Seat assembly is attached within finger grooved corner blocks and further secured by wood cleats, providing a vast superior means of stability in the chair.

### Envi-ct finish

ENVI-CT (Environmental Coatings Technology) utilizes advanced European finish technology to deliver a high-end furniture coatings with superior performance in appearance and durability, allowing DARRAN to deliver more sustainable products to our customers.

## Silo seating specification




Plywood shells have a 9-ply construction, pressed in Heat-Induction presses with walnut core veneers and any specified face materials, such as maple or tech walnut.

Frames are 5/8" diameter 13 gauge steel with reinforced rods in the tubes at the bends. The finish on the frame is chrome.



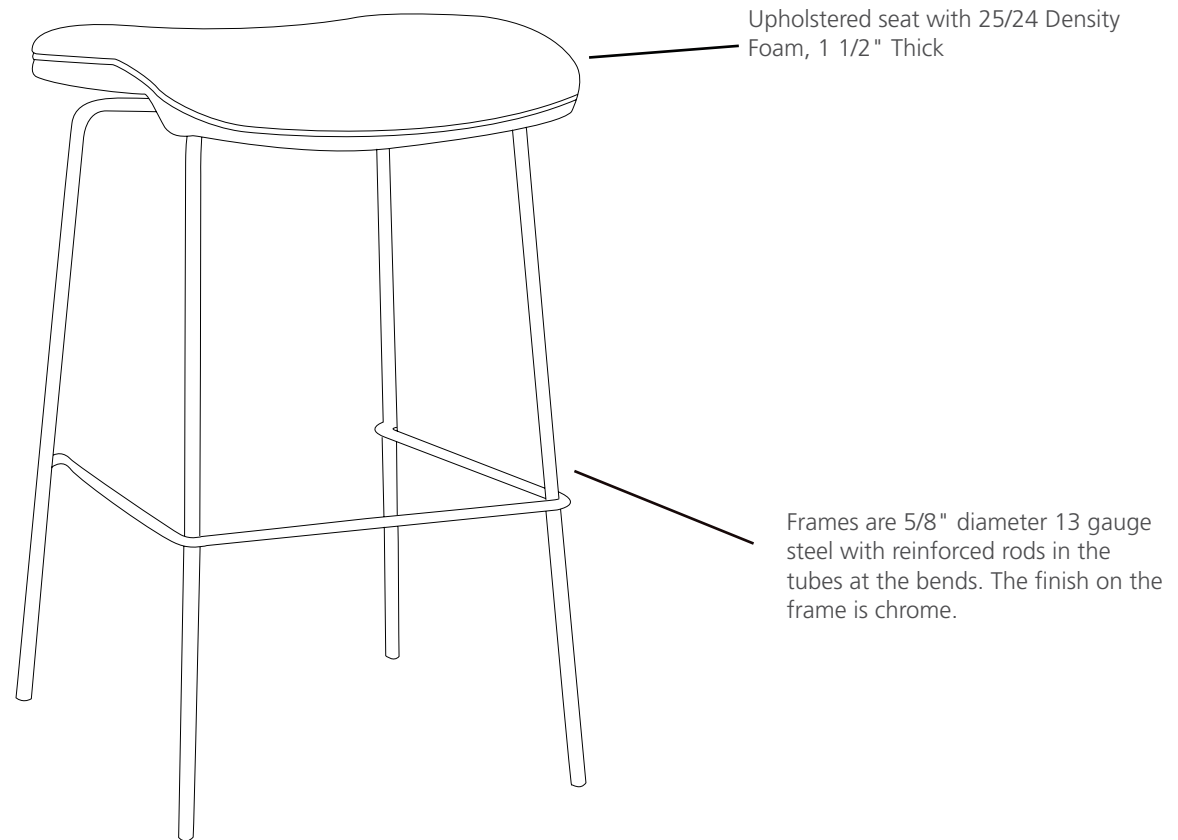
Chair  
 Width = 17.5"  
 Depth = 21"  
 Height = 35.5"  
 Seat Width = 17.5"  
 Seat Depth = 14"  
 Seat Height = 18.5"



Barstool  
 Width = 17.5"  
 Depth = 21"  
 Height = 45.5"  
 Seat Width = 17.5"  
 Seat Depth = 14"  
 Seat Height = 29.5"

## Vessel seating specification

Width = 18"  
Depth = 20"  
Height = 31.5"  
Seat Width = 18"  
Seat Depth = 18"  
Seat Height = 30"



# Composition.

Composition Guest Chair  
Maple



[View statement of line](#)

## Product features.

- 1 Piece molded plywood shell standard in maple veneer
- Polished chrome base
- Ships assembled

1 model	COM	COL	1	2	3	4	5	6	7	8	9	10	11/L1	12	13/L2
COM2332NWB17	471	N/A													
W x D x H 18 x 20.5 x 33.5 Arm Height: N/A Seat Height: 18.5" Inside Seat Depth: 14.5" Inside Seat Width: 18"			Upholstery Requirements Fabric yds: N/A Leather Sq. Ft.: N/A Carton Weight:												

## 2 Select a finish

[View finish details](#)

- WAC Amber Cherry
- WRC Caramel Cherry
- WIC Crimson Cherry
- WEC Ebony on Cherry
- WHC Honey Cherry
- WOC KoKo Cherry
- WAM Alabaster Maple
- WCM Clear Maple
- WWM Wheat Maple
- WEW Executive Walnut
- WGW Gunstock Walnut
- WBW Henna Walnut
- WSW Smokey Walnut
- WNW Natural Walnut
- SSM Seattle Mist Paint
- SSL Skyline Walnut Paint
- WWP Designer White
- TBCO Baby's Cheek
- TBSW Brown Sugar
- TSTV Studio Teak Walnut
- TOBW Organic Brown
- PM01 Olive
- PM02 Aquavert
- PM03 Mushroom
- PM04 Burgundy
- PM05 Ash
- PM06 Powder
- PM07 Pebble
- PM08 Vapour
- PM10 Verde

## 3 Combination Fabrics

[View finish details](#)

Combination  
Fabric Option  
Not Available



# Composition.

Composition Barstool  
Maple



[View statement of line](#)

## Product features.

- 1 Piece molded plywood shell standard in maple veneer
- Polished chrome base
- Ships assembled

1 model	COM	COL	1	2	3	4	5	6	7	8	9	10	11/L1	12	13/L2
COM2332BAR38	613	N/A													
W x D x H 18 x 20.5 x 43.5 Arm Height: N/A Seat Height: 29.5" Inside Seat Depth: 14.5" Inside Seat Width: 18"			Upholstery Requirements Fabric yds: N/A Leather Sq. Ft.: N/A Carton Weight:												

## 2 Select a finish [View finish details](#)

- WAC Amber Cherry
- WRC Caramel Cherry
- WIC Crimson Cherry
- WEC Ebony on Cherry
- WHC Honey Cherry
- WOC KoKo Cherry
- WAM Alabaster Maple
- WCM Clear Maple
- WWM Wheat Maple
- WEW Executive Walnut
- WGW Gunstock Walnut
- WBW Henna Walnut
- WSW Smokey Walnut
- WNW Natural Walnut
- SSM Seattle Mist Paint
- SSL Skyline Walnut Paint
- WWP Designer White
- TBCO Baby's Cheek
- TBSW Brown Sugar
- TSTV Studio Teak Walnut
- TOBW Organic Brown
- PM01 Olive
- PM02 Aquavert
- PM03 Mushroom
- PM04 Burgundy
- PM05 Ash
- PM06 Powder
- PM07 Pebble
- PM08 Vapour
- PM10 Verde

## 3 Combination Fabrics [View finish details](#)

Combination  
Fabric Option  
Not Available

# Converse.

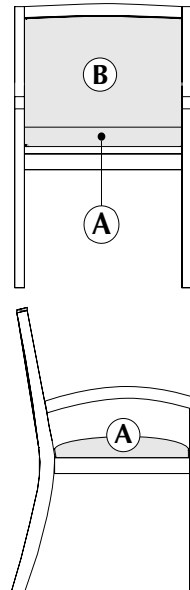
## Converse Guest Chair Fully Upholstered

1 model	COM	COL	1	2	3	4	5	6	7	8	9	10	11/L1	12	13/L2
CON2332FUB06	877	898	933	961	989	1017	1045	1073	1101	1129	1157	1185	1213	1241	1297
W x D x H 22 x 24.5 x 34.75 Arm Height: 25 -3/4" Seat Height: 18 -1/2" Inside Seat Depth: 19" Inside Seat Width: 20"	Upholstery Requirements Fabric yds: 1.5 Leather Sq. Ft.: 27 Carton Weight: 35														

### 2 Select a finish [View finish details](#)

- WAC Amber Cherry
- WRC Caramel Cherry
- WIC Crimson Cherry
- WEC Ebony
- WHC Honey Cherry
- WOC KoKo Cherry
- WAM Alabaster Maple
- WCM Clear Maple
- WWM Wheat Maple
- WBO Blush Oak
- WMO Mocha Oak
- WNO Natural Oak
- WSO Salted Oak
- WOW Clear Walnut
- WEW Executive Walnut
- WGW Gunstock Walnut
- WBW Henna Walnut
- WNW Natural Walnut
- WWP Designer White
- SSL Skyline Walnut Paint
- SSM Seattle Mist Paint
- TSTV Studio Teak Walnut
- TBCO Baby's Cheek
- TBSW Brown Sugar

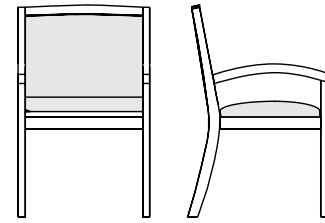
### 3 Combination Fabrics [View finish details](#)



**DARRAN is pleased to offer customers the design freedom of combination fabrics. When using fabric, vinyl or leather combinations, pricing/yardage requirements will be as follows:**

- A Seat** 1 yd(s).
- B Back** 0.5 yd(s).

- When combining two materials of the same grade, pricing will be specified grade + 5%
- If combining two materials of different grades or leather/fabric combination, use the highest grade/price + 5%
- If using COM or COL, pricing will be COM or COL + 5%.
- If both COM + COL are used in combination, use COL + 5%.



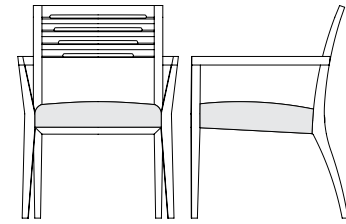
[View statement of line](#)

## Product features.

- Frame is constructed of kiln-dried European beech, PEFC Certified sustainable yield, perpetuating premium quality and durability.
- Fully Upholstered Back
- Joints are securely fastened with mortise and tenon joinery as well as corner block construction.
- MAS IAQ Certified
- Open Arms
- Seat cushions are made of high resiliency foam with proper density to give comfort and support
- Seat rails are reinforced with tenon and groove corner blocks and cleats.
- Seat suspension is constructed of 3/4" thick Baltic Birch plywood.
- Sheet webbing

# Cosmo.

## Cosmo Guest Chair Horizontal Multi-Slat Back



[View statement of line](#)

### Product features.

- Frame is constructed of kiln-dried European beech, PEFC Certified sustainable yield, perpetuating premium quality and durability.
- Joints are securely fastened with mortise and tenon joinery as well as corner block construction.
- MAS IAQ Certified
- Multi-Slat Back
- Open Arms
- Seat cushions are made of high resiliency foam with proper density to give comfort and support
- Seat rails are reinforced with tenon and groove corner blocks and cleats.
- Seat suspension is constructed of 3/4" thick Baltic Birch plywood.
- Sheet webbing
- Upholstered Seat

1 model	COM	COL	1	2	3	4	5	6	7	8	9	10	11/L1	12	13/L2
COS2332MSB38	925	949	971	994	1017	1040	1063	1086	1109	1132	1155	1178	1201	1224	1270
W x D x H 24.5 x 23.75 x 32.5 Arm Height: 24 -3/4" Seat Height: 18" Inside Seat Depth: 19 -1/2" Inside Seat Width: 19"			Upholstery Requirements Fabric yds: 1.25 Leather Sq. Ft.: 22.5 Carton Weight: 25												

### 2 Select a finish [View finish details](#)

- WAC Amber Cherry
- WRC Caramel Cherry
- WIC Crimson Cherry
- WEC Ebony
- WHC Honey Cherry
- WOC KoKo Cherry
- WAM Alabaster Maple
- WCM Clear Maple
- WWM Wheat Maple
- WBO Blush Oak
- WMO Mocha Oak
- WNO Natural Oak
- WSO Salted Oak
- WOW Clear Walnut
- WEW Executive Walnut
- WGW Gunstock Walnut
- WBW Henna Walnut
- WNW Natural Walnut
- WWP Designer White
- SSL Skyline Walnut Paint
- SSM Seattle Mist Paint
- TSTV Studio Teak Walnut
- TBCO Baby's Cheek
- TBSW Brown Sugar

### 3 Combination Fabrics [View finish details](#)

Combination  
Fabric Option  
Not Available

# Cosmo.

## Cosmo Guest Chair Fully Upholstered Back

1 model	COM	COL	1	2	3	4	5	6	7	8	9	10	11/L1	12	13/L2
COS2332FUB39	992	1029	1048	1076	1104	1132	1160	1188	1216	1244	1272	1300	1328	1356	1412

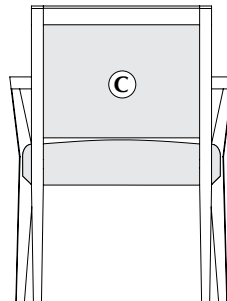
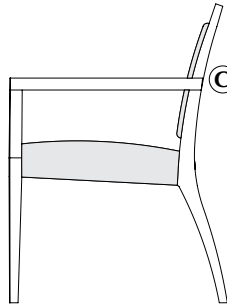
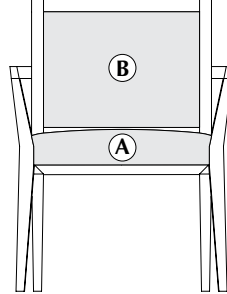
W x D x H  
24.5 x 23.75 x 32.5  
Arm Height: 24 -3/4"  
Seat Height: 18"  
Inside Seat Depth: 19 -1/2"  
Inside Seat Width: 19"

Upholstery Requirements  
Fabric yds: 1.5 Leather Sq. Ft.: 27  
Carton Weight: 25

### 2 Select a finish [View finish details](#)

WAC Amber Cherry  
WRC Caramel Cherry  
WIC Crimson Cherry  
WEC Ebony  
WHC Honey Cherry  
WOC KoKo Cherry  
WAM Alabaster Maple  
WCM Clear Maple  
WAM Alabaster Maple  
WBO Blush Oak  
WMO Mocha Oak  
WNO Natural Oak  
WSO Salted Oak  
WOW Clear Walnut  
WEW Executive Walnut  
WGW Gunstock Walnut  
WBW Henna Walnut  
WNW Natural Walnut  
WWP Designer White  
SSL Skyline Walnut Paint  
SSM Seattle Mist Paint  
TSTV Studio Teak Walnut  
TBCO Baby's Cheek  
TBSW Brown Sugar

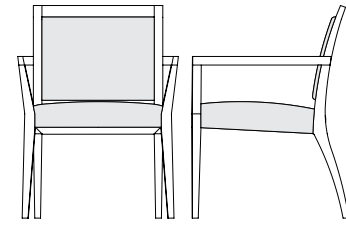
### 3 Combination Fabrics [View finish details](#)



**DARRAN is pleased to offer customers the design freedom of combination fabrics. When using fabric, vinyl or leather combinations, pricing/yardage requirements will be as follows:**

**A Seat** 1 yd(s).  
**B Inside Back** 0.25 yd(s).  
**C Outside Back** 0.25 yd(s).

- When combining two materials of the same grade, pricing will be specified grade + 5%
- If combining two materials of different grades or leather/fabric combination, use the highest grade/price + 5%
- If using COM or COL, pricing will be COM or COL + 5%.
- If both COM + COL are used in combination, use COL + 5%.




[View statement of line](#)

## Product features.

- Frame is constructed of kiln-dried European beech, PEFC Certified sustainable yield, perpetuating premium quality and durability.
- Fully Upholstered Back
- Joints are securely fastened with mortise and tenon joinery as well as corner block construction.
- MAS IAQ Certified
- Open Arms
- Seat cushions are made of high resiliency foam with proper density to give comfort and support
- Seat rails are reinforced with tenon and groove corner blocks and cleats.
- Seat suspension is constructed of 3/4" thick Baltic Birch plywood.
- Sheet webbing
- Upholstered Seat

# Lisso.

Lisso Guest Chair  
Fully Upholstered Back W/ Open Arms



[View statement of line](#)

1 model	COM	COL	1	2	3	4	5	6	7	8	9	10	11/L1	12	13/L2
LIS2332AFU25	716	750	772	800	828	856	884	912	940	968	996	1024	1052	1080	1136
W x D x H 23.5 x 24.5 x 31.5 Arm Height: 24" Seat Height: 18" Inside Seat Depth: 18" Inside Seat Width: 21"			Upholstery Requirements Fabric yds: 1.5 Leather Sq. Ft.: 27 Carton Weight: 30												

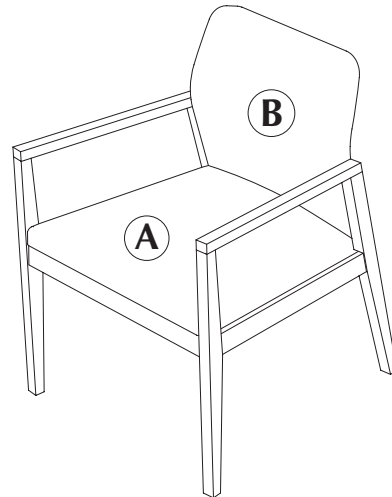
## 2 Select a finish

[View finish details](#)

- WLA Lofty Ash
- WAC Amber Cherry
- WRC Caramel Cherry
- WIC Crimson Cherry
- WEC Ebony
- WHC Honey Cherry
- WOC KoKo Cherry
- WAM Alabaster Maple
- WCM Clear Maple
- WWM Wheat Maple
- WBO Blush Oak
- WMO Mocha Oak
- WNO Natural Oak
- WSO Salted Oak
- WEW Executive Walnut
- WGW Gunstock Walnut
- WBW Henna Walnut
- WNW Natural Walnut
- WWP Designer White Paint
- SSL Skyline Walnut Paint
- SSM Seattle Mist Paint
- TBCO Baby's Cheek
- TBSW Brown Sugar
- TSTV Studio Teak Walnut

## 3 Combination Fabrics

[View finish details](#)



**DARRAN is pleased to offer customers the design freedom of combination fabrics. When using fabric, vinyl or leather combinations, pricing/yardage requirements will be as follows:**

- A Seat** 1 yd(s).
- B Back** 1 yd(s).


- When combining two materials of the same grade, pricing will be specified grade + 5%
- If combining two materials of different grades or leather/fabric combination, use the highest grade/price + 5%
- If using COM or COL, pricing will be COM or COL + 5%.
- If both COM + COL are used in combination, use COL + 5%.

## Product features.

- Frame is constructed of kiln-dried European beech, PEFC Certified sustainable yield, perpetuating premium quality and durability.
- Joints are securely fastened with mortise and tenon joinery as well as hardwood corner block construction.
- Seat cushions are made of high resiliency foam with proper density to give comfort and support
- Seat rails are reinforced with hardwood corner blocks.
- Seat suspension is constructed of 3/4" thick Baltic Birch plywood.
- Sheet webbing
- Upholstered seat and back
- Wall saver leg

# Lisso.

Lisso Guest Chair  
Fully Upholstered Back W/O Arms



[View statement of line](#)

## Product features.

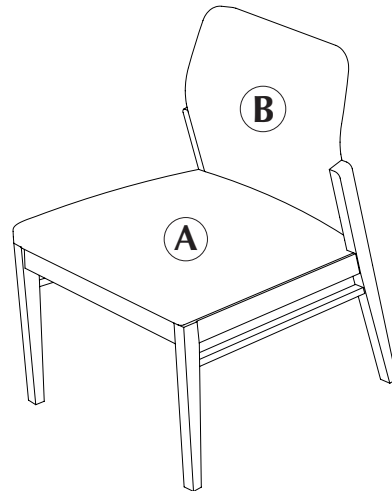
- Frame is constructed of kiln-dried European beech, PEFC Certified sustainable yield, perpetuating premium quality and durability.
- Joints are securely fastened with mortise and tenon joinery as well as hardwood corner block construction.
- Seat cushions are made of high resiliency foam with proper density to give comfort and support
- Seat rails are reinforced with hardwood corner blocks.
- Seat suspension is constructed of 3/4" thick Baltic Birch plywood.
- Sheet webbing
- Upholstered seat and back
- Wall saver leg

1 model	COM	COL	1	2	3	4	5	6	7	8	9	10	11/L1	12	13/L2
LIS2332NFU24	688	722	744	772	800	828	856	884	912	940	968	996	1024	1052	1108
W x D x H 23.5 x 24.5 x 31.5 Arm Height: n/a Seat Height: 18" Inside Seat Depth: 18" Inside Seat Width: 21"	Upholstery Requirements Fabric yds: 1.5 Leather Sq. Ft.: 27 Carton Weight: 25														

## 2 Select a finish [View finish details](#)

- WLA Lofty Ash
- WAC Amber Cherry
- WRC Caramel Cherry
- WIC Crimson Cherry
- WEC Ebony
- WHC Honey Cherry
- WOC KoKo Cherry
- WAM Alabaster Maple
- WCM Clear Maple
- WWM Wheat Maple
- WBO Blush Oak
- WMO Mocha Oak
- WNO Natural Oak
- WSO Salted Oak
- WEW Executive Walnut
- WGW Gunstock Walnut
- WBW Henna Walnut
- WNW Natural Walnut
- WWP Designer White Paint
- SSL Skyline Walnut Paint
- SSM Seattle Mist Paint
- TBCO Baby's Cheek
- TBSW Brown Sugar
- TSTV Studio Teak Walnut

## 3 Combination Fabrics [View finish details](#)



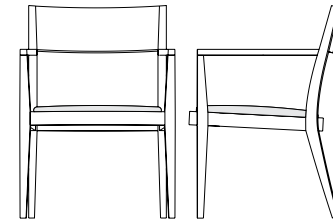
**DARRAN is pleased to offer customers the design freedom of combination fabrics. When using fabric, vinyl or leather combinations, pricing/yardage requirements will be as follows:**

- A Seat** 1 yd(s).
- B Back** 1 yd(s).

- When combining two materials of the same grade, pricing will be specified grade + 5%
- If combining two materials of different grades or leather/fabric combination, use the highest grade/price + 5%
- If using COM or COL, pricing will be COM or COL + 5%.
- If both COM + COL are used in combination, use COL + 5%.

# Maxton.

Maxton Guest Chair  
Open Wood Back



[View statement of line](#)

## Product features.

- Frame is constructed of kiln-dried European beech, PEFC Certified sustainable yield, perpetuating premium quality and durability.
- Joints are securely fastened with mortise and tenon joinery as well as corner block construction.
- MAS IAQ Certified
- Open Arms
- Open Wood Back
- Seat cushions are made of high resiliency foam.
- Seat rails are reinforced with tenon and groove corner blocks and cleats.
- Seat suspension is constructed of 3/4" thick Baltic Birch plywood.
- Sheet webbing
- Upholstered Seat

1 model	COM	COL	1	2	3	4	5	6	7	8	9	10	11/L1	12	13/L2
EMX2332OWB03	903	921	931	945	959	973	987	1001	1015	1029	1043	1057	1071	1085	1113
W x D x H 23.25 x 23 x 32 Arm Height: 25 -1/4" Seat Height: 18" Inside Seat Depth: 20" Inside Seat Width: 21"			Upholstery Requirements Fabric yds: 0.75 Leather Sq. Ft.: 13.5 Carton Weight: 25												

## 2 Select a finish

[View finish details](#)

- WLA Lofty Ash
- WAC Amber Cherry
- WRC Caramel Cherry
- WIC Crimson Cherry
- WEC Ebony
- WHC Honey Cherry
- WOC KoKo Cherry
- WAM Alabaster Maple
- WCM Clear Maple
- WWM Wheat Maple
- WBO Blush Oak
- WMO Mocha Oak
- WNO Natural Oak
- WSO Salted Oak
- WEW Executive Walnut
- WGW Gunstock Walnut
- WBW Henna Walnut
- WNW Natural Walnut
- WWP Designer White Paint
- SSL Skyline Walnut Paint
- SSM Seattle Mist Paint
- TBCO Baby's Cheek
- TBSW Brown Sugar
- TSTV Studio Teak Walnut

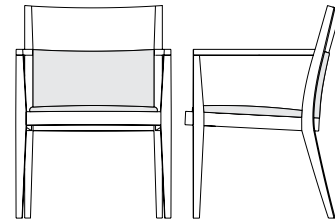
## 3 Combination Fabrics

[View finish details](#)

Combination  
Fabric Option  
Not Available

# Maxton.

## Maxton Guest Chair Half Upholstered Back



*View statement of line*

### Product features.

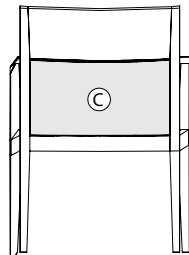
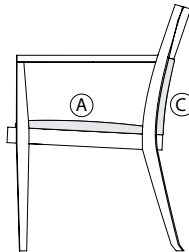
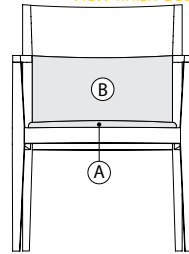
- Frame is constructed of kiln-dried European beech, PEFC Certified sustainable yield, perpetuating premium quality and durability.
- Half Upholstered/Half Wood Back
- Joints are securely fastened with mortise and tenon joinery as well as corner block construction.
- MAS IAQ Certified
- Open Arms
- Seat cushions are made of high resiliency foam.
- Seat rails are reinforced with tenon and groove corner blocks and cleats.
- Seat suspension is constructed of 3/4" thick Baltic Birch plywood.
- Sheet webbing
- Upholstered Seat

1 model	COM	COL	1	2	3	4	5	6	7	8	9	10	11/L1	12	13/L2
EMX2332HUB05	1000	1026	1046	1069	1092	1115	1138	1161	1184	1207	1230	1253	1276	1299	1345
W x D x H 23.25 x 23 x 32 Arm Height: 25 -1/4" Seat Height: 18" Inside Seat Depth: 20" Inside Seat Width: 21"			Upholstery Requirements Fabric yds: 1.25 Leather Sq. Ft.: 22.5 Carton Weight: 25												

### 2 Select a finish *View finish details*

- WLA Lofty Ash
- WAC Amber Cherry
- WRC Caramel Cherry
- WIC Crimson Cherry
- WEC Ebony
- WHC Honey Cherry
- WOC KoKo Cherry
- WAM Alabaster Maple
- WCM Clear Maple
- WWM Wheat Maple
- WBO Blush Oak
- WMO Mocha Oak
- WNO Natural Oak
- WSO Salted Oak
- WEW Executive Walnut
- WGW Gunstock Walnut
- WBW Henna Walnut
- WNW Natural Walnut
- WWP Designer White Paint
- SSL Skyline Walnut Paint
- SSM Seattle Mist Paint
- TBCO Baby's Cheek
- TBSW Brown Sugar
- TSTV Studio Teak Walnut

### 3 Combination Fabrics *View finish details*



(Back View)

**DARRAN is pleased to offer customers the design freedom of combination fabrics. When using fabric, vinyl or leather combinations, pricing/yardage requirements will be as follows:**

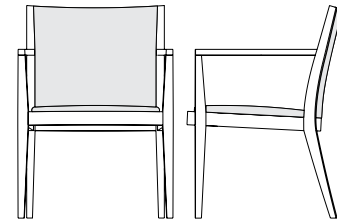
- A Seat** 1 yd(s).
- B Inside Back** 0.25 yd(s)
- C Outside Back** 0.25 yd(s)

- When combining two materials of the same grade, pricing will be specified grade + 5%
- If combining two materials of different grades or leather/fabric combination, use the highest grade/price + 5%
- If using COM or COL, pricing will be COM or COL + 5%.
- If both COM + COL are used in combination, use COL + 5%.



# Maxton.

Maxton Guest Chair  
Fully Upholstered Back



*View statement of line*

## Product features.

- Frame is constructed of kiln-dried European beech, PEFC Certified sustainable yield, perpetuating premium quality and durability.
- Fully Upholstered Back
- Joints are securely fastened with mortise and tenon joinery as well as corner block construction.
- MAS IAQ Certified
- Open Arms
- Seat cushions are made of high resiliency foam.
- Seat rails are reinforced with tenon and groove corner blocks and cleats.
- Seat suspension is constructed of 3/4" thick Baltic Birch plywood.
- Sheet webbing
- Upholstered Seat

1 model	COM	COL	1	2	3	4	5	6	7	8	9	10	11/L1	12	13/L2
EMX2332FUB07	990	1022	1055	1087	1119	1151	1183	1215	1247	1279	1311	1343	1375	1407	1471

W x D x H  
23.25 x 23 x 32  
Arm Height: 25 -1/4"  
Seat Height: 18"  
Inside Seat Depth: 20"  
Inside Seat Width: 21"

Upholstery Requirements  
Fabric yds: 1.75 Leather Sq. Ft.: 31.5  
Carton Weight: 25

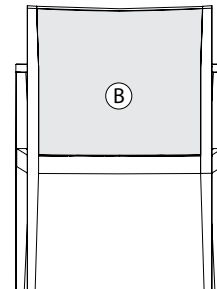
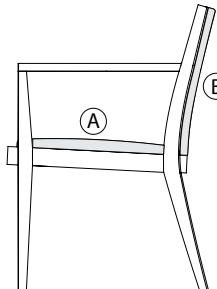
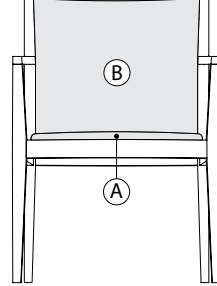
## 2 Select a finish

*View finish details*

- WLA Lofty Ash
- WAC Amber Cherry
- WRC Caramel Cherry
- WIC Crimson Cherry
- WEC Ebony
- WHC Honey Cherry
- WOC KoKo Cherry
- WAM Alabaster Maple
- WCM Clear Maple
- WWM Wheat Maple
- WBO Blush Oak
- WMO Mocha Oak
- WNO Natural Oak
- WSO Salted Oak
- WEW Executive Walnut
- WGW Gunstock Walnut
- WBW Henna Walnut
- WNW Natural Walnut
- WWP Designer White Paint
- SSL Skyline Walnut Paint
- SSM Seattle Mist Paint
- TBCO Baby's Cheek
- TBSW Brown Sugar
- TSTV Studio Teak Walnut

## 3 Combination Fabrics

*View finish details*



(Back View)

**DARRAN is pleased to offer customers the design freedom of combination fabrics. When using fabric, vinyl or leather combinations, pricing/yardage requirements will be as follows:**

**A Seat** 1 yd(s).  
**B Inside/Outside Back** 1.5 yd(s).

- When combining two materials of the same grade, pricing will be specified grade + 5%
- If combining two materials of different grades or leather/fabric combination, use the highest grade/price + 5%
- If using COM or COL, pricing will be COM or COL + 5%.
- If both COM + COL are used in combination, use COL + 5%.

# Maxton.

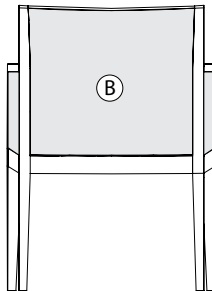
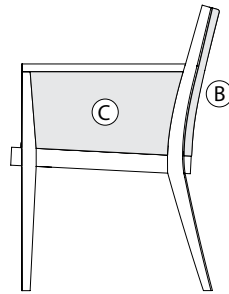
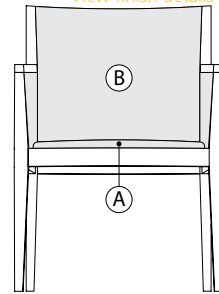
Maxton Guest Chair  
Fully Uph. Back / Arms

1 model	COM	COL	1	2	3	4	5	6	7	8	9	10	11/L1	12	13/L2
EMX2332UPA07	1203	1259	1277	1314	1351	1388	1425	1462	1499	1536	1573	1610	1647	1684	1758
W x D x H 23.25 x 23 x 32 Arm Height: 25 -1/4" Seat Height: 18" Inside Seat Depth: 20" Inside Seat Width: 21"			Upholstery Requirements Fabric yds: 2 Leather Sq. Ft.: 36 Carton Weight: 25												

## 2 Select a finish *View finish details*

- WLA Lofty Ash
- WAC Amber Cherry
- WRC Caramel Cherry
- WIC Crimson Cherry
- WEC Ebony
- WHC Honey Cherry
- WOC KoKo Cherry
- WAM Alabaster Maple
- WCM Clear Maple
- WWM Wheat Maple
- WBO Blush Oak
- WMO Mocha Oak
- WNO Natural Oak
- WSO Salted Oak
- WEW Executive Walnut
- WGW Gunstock Walnut
- WBW Henna Walnut
- WNW Natural Walnut
- WWP Designer White Paint
- SSL Skyline Walnut Paint
- SSM Seattle Mist Paint
- TBCO Baby's Cheek
- TBSW Brown Sugar
- TSTV Studio Teak Walnut

## 3 Combination Fabrics *View finish details*

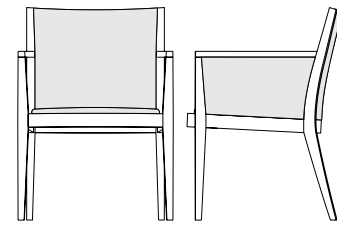


(Back View)

**DARRAN is pleased to offer customers the design freedom of combination fabrics. When using fabric, vinyl or leather combinations, pricing/yardage requirements will be as follows:**

- A Seat** 1 yd(s).
- B Inside/Outside Back** 1.5 yd(s).
- C Arms** 1 yd(s).

- When combining two materials of the same grade, pricing will be specified grade + 5%
- If combining two materials of different grades or leather/fabric combination, use the highest grade/price + 5%
- If using COM or COL, pricing will be COM or COL + 5%.
- If both COM + COL are used in combination, use COL + 5%.



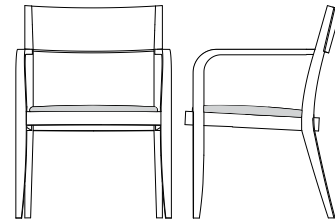
*View statement of line*

## Product features.

- Frame is constructed of kiln-dried European beech, PEFC Certified sustainable yield, perpetuating premium quality and durability.
- Half Upholstered/Half Wood Back
- Joints are securely fastened with mortise and tenon joinery as well as corner block construction.
- MAS IAQ Certified
- Seat cushions are made of high resiliency foam.
- Seat rails are reinforced with tenon and groove corner blocks and cleats.
- Seat suspension is constructed of 3/4" thick Baltic Birch plywood.
- Sheet webbing
- Upholstered Arms
- Upholstered Seat

# Monroe.

Monroe Guest Chair  
Open Wooden Back



[View statement of line](#)

## Product features.

- Frame is constructed of kiln-dried European beech, PEFC Certified sustainable yield, perpetuating premium quality and durability.
- Joints are securely fastened with mortise and tenon joinery as well as corner block construction.
- MAS IAQ Certified
- Open Arms
- Open Wood Back
- Seat cushions are made of high resiliency foam with proper density to give comfort and support
- Seat rails are reinforced with tenon and groove corner blocks and cleats.
- Seat suspension is constructed of 3/4" thick Baltic Birch plywood.
- Sheet webbing
- Upholstered Seat

1 model	COM	COL	1	2	3	4	5	6	7	8	9	10	11/L1	12	13/L2
EMN2332OWB02	1060	1078	1088	1102	1116	1130	1144	1158	1172	1186	1200	1214	1228	1242	1270
W x D x H 23.25 x 23 x 32 Arm Height: 25 -1/4" Seat Height: 18" Inside Seat Depth: 20" Inside Seat Width: 20 -3/4"	Upholstery Requirements Fabric yds: 0.75 Leather Sq. Ft.: 13.5 Carton Weight: 25														

## 2 Select a finish

[View finish details](#)

- WLA Lofty Ash
- WAC Amber Cherry
- WRC Caramel Cherry
- WIC Crimson Cherry
- WEC Ebony
- WHC Honey Cherry
- WOC KoKo Cherry
- WAM Alabaster Maple
- WCM Clear Maple
- WWM Wheat Maple
- WBO Blush Oak
- WMO Mocha Oak
- WNO Natural Oak
- WSO Salted Oak
- WEW Executive Walnut
- WGW Gunstock Walnut
- WBW Henna Walnut
- WNW Natural Walnut
- WWP Designer White Paint
- SSL Skyline Walnut Paint
- SSM Seattle Mist Paint
- TBCO Baby's Cheek
- TBSW Brown Sugar
- TSTV Studio Teak Walnut

## 3 Combination Fabrics

[View finish details](#)

Combination  
Fabric Option  
Not Available

# Monroe.

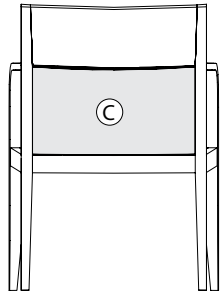
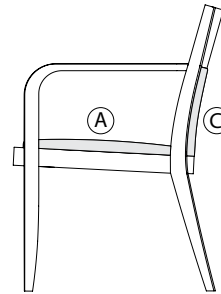
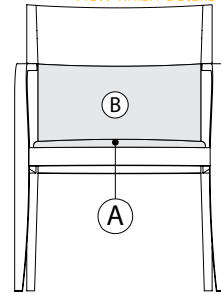
## Monroe Guest Chair Half Upholstered Back

1 model	COM	COL	1	2	3	4	5	6	7	8	9	10	11/L1	12	13/L2
EMN2332HUB04	1118	1145	1164	1187	1210	1233	1256	1279	1302	1325	1348	1371	1394	1417	1463
W x D x H 23.25 x 23 x 32			Upholstery Requirements												
Arm Height: 25 -1/4"			Fabric yds: 1.25 Leather Sq. Ft.: 22.5												
Seat Height: 18"			Carton Weight: 25												
Inside Seat Depth: 20"															
Inside Seat Width: 20 -3/4"															

### 2 Select a finish [View finish details](#)

- WLA Lofty Ash
- WAC Amber Cherry
- WRC Caramel Cherry
- WIC Crimson Cherry
- WEC Ebony
- WHC Honey Cherry
- WOC KoKo Cherry
- WAM Alabaster Maple
- WCM Clear Maple
- WWM Wheat Maple
- WBO Blush Oak
- WMO Mocha Oak
- WNO Natural Oak
- WSO Salted Oak
- WEW Executive Walnut
- WGW Gunstock Walnut
- WBW Henna Walnut
- WNW Natural Walnut
- WWP Designer White Paint
- SSL Skyline Walnut Paint
- SSM Seattle Mist Paint
- TBCO Baby's Cheek
- TBSW Brown Sugar
- TSTV Studio Teak Walnut

### 3 Combination Fabrics [View finish details](#)

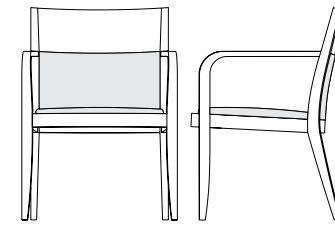


(Back View)

**DARRAN is pleased to offer customers the design freedom of combination fabrics. When using fabric, vinyl or leather combinations, pricing/yardage requirements will be as follows:**

- A Seat** 1 yd(s).
- B Inside Back** 0.25 yd(s)
- C Outside Back** 0.25 yd(s)

- When combining two materials of the same grade, pricing will be specified grade + 5%
- If combining two materials of different grades or leather/fabric combination, use the highest grade/price + 5%
- If using COM or COL, pricing will be COM or COL + 5%.
- If both COM + COL are used in combination, use COL + 5%.



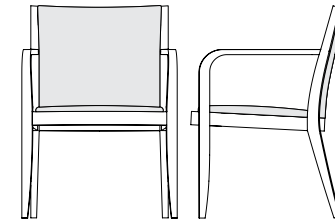
[View statement of line](#)

## Product features.

- Frame is constructed of kiln-dried European beech, PEFC Certified sustainable yield, perpetuating premium quality and durability.
- Half Upholstered/Half Wood Back
- Joints are securely fastened with mortise and tenon joinery as well as corner block construction.
- MAS IAQ Certified
- Open Arms
- Seat cushions are made of high resiliency foam with proper density to give comfort and support
- Seat rails are reinforced with tenon and groove corner blocks and cleats.
- Seat suspension is constructed of 3/4" thick Baltic Birch plywood.
- Sheet webbing
- Upholstered Seat

# Monroe.

Monroe Guest Chair  
Fully Upholstered Back



*View statement of line*

## Product features.

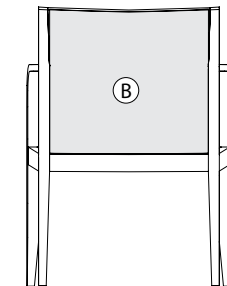
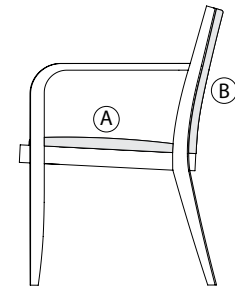
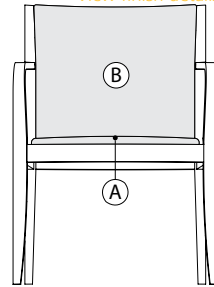
- Frame is constructed of kiln-dried European beech, PEFC Certified sustainable yield, perpetuating premium quality and durability.
- Fully Upholstered Back
- Joints are securely fastened with mortise and tenon joinery as well as corner block construction.
- MAS IAQ Certified
- Open Arms
- Seat cushions are made of high resiliency foam with proper density to give comfort and support
- Seat rails are reinforced with tenon and groove corner blocks and cleats.
- Seat suspension is constructed of 3/4" thick Baltic Birch plywood.
- Sheet webbing
- Upholstered Seat

1 model	COM	COL	1	2	3	4	5	6	7	8	9	10	11/L1	12	13/L2
EMN2332FUB06	1089	1121	1154	1186	1218	1250	1282	1314	1346	1378	1410	1442	1474	1506	1570
W x D x H 23.25 x 23 x 32 Arm Height: 25 -1/4" Seat Height: 18" Inside Seat Depth: 20" Inside Seat Width: 20 -3/4"			Upholstery Requirements Fabric yds: 1.75 Leather Sq. Ft.: 31.5 Carton Weight: 25												

## 2 Select a finish *View finish details*

- WLA Lofty Ash
- WAC Amber Cherry
- WRC Caramel Cherry
- WIC Crimson Cherry
- WEC Ebony
- WHC Honey Cherry
- WOC KoKo Cherry
- WAM Alabaster Maple
- WCM Clear Maple
- WWM Wheat Maple
- WBO Blush Oak
- WMO Mocha Oak
- WNO Natural Oak
- WSO Salted Oak
- WEW Executive Walnut
- WGW Gunstock Walnut
- WBW Henna Walnut
- WNW Natural Walnut
- WWP Designer White Paint
- SSL Skyline Walnut Paint
- SSM Seattle Mist Paint
- TBCO Baby's Cheek
- TBSW Brown Sugar
- TSTV Studio Teak Walnut

## 3 Combination Fabrics *View finish details*



(Back View)


**DARRAN is pleased to offer customers the design freedom of combination fabrics. When using fabric, vinyl or leather combinations, pricing/yardage requirements will be as follows:**

**A Seat** 1 yd(s).  
**B Inside/Outside Back** 1.5 yd(s).

- When combining two materials of the same grade, pricing will be specified grade + 5%
- If combining two materials of different grades or leather/fabric combination, use the highest grade/price + 5%
- If using COM or COL, pricing will be COM or COL + 5%.
- If both COM + COL are used in combination, use COL + 5%.

# Murphy.

Murphy Guest Chair  
Open Wooden Back - Arms



[View statement of line](#)

## Product features.

- Frame is constructed of kiln-dried European beech, PEFC Certified sustainable yield, perpetuating premium quality and durability.
- Joints are securely fastened with mortise and tenon joinery as well as corner block construction.
- MAS IAQ Certified
- Open Arms
- Open Wood Back
- Seat cushions are made of high resiliency foam with proper density to give comfort and support
- Seat rails are reinforced with tenon and groove corner blocks and cleats.
- Seat suspension is constructed of 3/4" thick Baltic Birch plywood.
- Sheet webbing
- Upholstered Seat

1 model	COM	COL	1	2	3	4	5	6	7	8	9	10	11/L1	12	13/L2
EMU2332AWB16	1017	1035	1045	1059	1073	1087	1101	1115	1129	1143	1157	1171	1185	1199	1227
W x D x H 21 x 21 x 31.75 Arm Height: 24 -3/4" Seat Height: 18" Inside Seat Depth: 18 -1/4" Inside Seat Width: 21"			Upholstery Requirements Fabric yds: 0.75 Leather Sq. Ft.: 13.5 Carton Weight: 25												

## 2 Select a finish

[View finish details](#)

- WLA Lofty Ash
- WAC Amber Cherry
- WRC Caramel Cherry
- WIC Crimson Cherry
- WEC Ebony
- WHC Honey Cherry
- WOC KoKo Cherry
- WAM Alabaster Maple
- WCM Clear Maple
- WWM Wheat Maple
- WBO Blush Oak
- WMO Mocha Oak
- WNO Natural Oak
- WSO Salted Oak
- WEW Executive Walnut
- WGW Gunstock Walnut
- WBW Henna Walnut
- WNW Natural Walnut
- WWP Designer White Paint
- SSL Skyline Walnut Paint
- SSM Seattle Mist Paint
- TBCO Baby's Cheek
- TBSW Brown Sugar
- TSTV Studio Teak Walnut

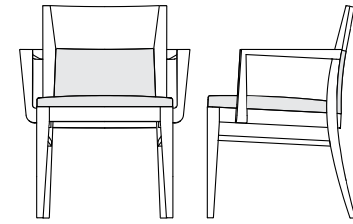
## 3 Combination Fabrics

[View finish details](#)

Combination  
Fabric Option  
Not Available

# Murphy.

## Murphy Guest Chair Lower Upholstered Back - Arms



*View statement of line*

### Product features.

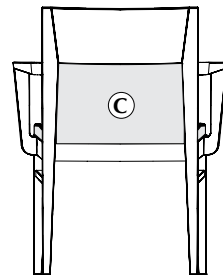
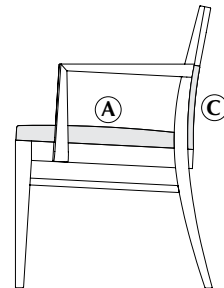
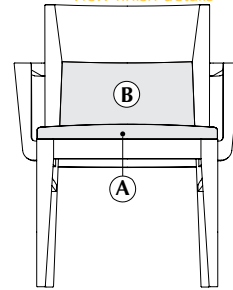
- Frame is constructed of kiln-dried European beech, PEFC Certified sustainable yield, perpetuating premium quality and durability.
- Fully Upholstered Back
- Joints are securely fastened with mortise and tenon joinery as well as corner block construction.
- MAS IAQ Certified
- Open Arms
- Seat cushions are made of high resiliency foam with proper density to give comfort and support
- Seat rails are reinforced with tenon and groove corner blocks and cleats.
- Seat suspension is constructed of 3/4" thick Baltic Birch plywood.
- Sheet webbing
- Upholstered Seat

1 model	COM	COL	1	2	3	4	5	6	7	8	9	10	11/L1	12	13/L2
EMU2332ALU20	1106	1132	1162	1190	1218	1246	1274	1302	1330	1358	1386	1414	1442	1470	1526
W x D x H			Upholstery Requirements												
24.75 x 21 x 31.75			Fabric yds: 1.5 Leather Sq. Ft.: 27												
Arm Height: 24 -3/4"			Carton Weight: 25												
Seat Height: 18"															
Inside Seat Depth: 18 -1/4"															
Inside Seat Width: 21"															

### 2 Select a finish *View finish details*

- WLA Lofty Ash
- WAC Amber Cherry
- WRC Caramel Cherry
- WIC Crimson Cherry
- WEC Ebony
- WHC Honey Cherry
- WOC KoKo Cherry
- WAM Alabaster Maple
- WCM Clear Maple
- WWM Wheat Maple
- WBO Blush Oak
- WMO Mocha Oak
- WNO Natural Oak
- WSO Salted Oak
- WEW Executive Walnut
- WGW Gunstock Walnut
- WBW Henna Walnut
- WNW Natural Walnut
- WWP Designer White Paint
- SSL Skyline Walnut Paint
- SSM Seattle Mist Paint
- TBCO Baby's Cheek
- TBSW Brown Sugar
- TSTV Studio Teak Walnut

### 3 Combination Fabrics *View finish details*



(Back View)

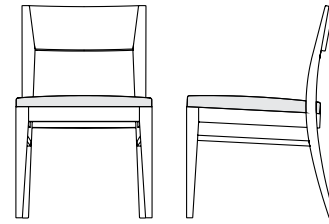
**DARRAN is pleased to offer customers the design freedom of combination fabrics. When using fabric, vinyl or leather combinations, pricing/yardage requirements will be as follows:**

- A Seat** 1 yd(s).
- B Inside Back** 0.25 yd(s).
- C Outside Back** 0.25 yd(s).

- When combining two materials of the same grade, pricing will be specified grade + 5%
- If combining two materials of different grades or leather/fabric combination, use the highest grade/price + 5%
- If using COM or COL, pricing will be COM or COL + 5%.
- If both COM + COL are used in combination, use COL + 5%.

# Murphy.

Murphy Guest Chair  
Open Wooden Back - Armless



[View statement of line](#)

## Product features.

- Armless
- Frame is constructed of kiln-dried European beech, PEFC Certified sustainable yield, perpetuating premium quality and durability.
- Joints are securely fastened with mortise and tenon joinery as well as corner block construction.
- MAS IAQ Certified
- Open Wood Back
- Seat cushions are made of high resiliency foam with proper density to give comfort and support
- Seat rails are reinforced with tenon and groove corner blocks and cleats.
- Seat suspension is constructed of 3/4" thick Baltic Birch plywood.
- Sheet webbing
- Upholstered Seat

1 model	COM	COL	1	2	3	4	5	6	7	8	9	10	11/L1	12	13/L2
EMU2332NWB17	905	923	933	947	961	975	989	1003	1017	1031	1045	1059	1073	1087	1115
W x D x H 24.75 x 21 x 31.75 Arm Height: 24 -3/4" Seat Height: 18" Inside Seat Depth: 18 -1/4" Inside Seat Width: 21"			Upholstery Requirements Fabric yds: 0.75 - Leather Sq. Ft.: 13.5 Carton Weight: 25												

## 2 Select a finish

[View finish details](#)

- WLA Lofty Ash
- WAC Amber Cherry
- WRC Caramel Cherry
- WIC Crimson Cherry
- WEC Ebony
- WHC Honey Cherry
- WOC KoKo Cherry
- WAM Alabaster Maple
- WCM Clear Maple
- WWM Wheat Maple
- WBO Blush Oak
- WMO Mocha Oak
- WNO Natural Oak
- WSO Salted Oak
- WEW Executive Walnut
- WGW Gunstock Walnut
- WBW Henna Walnut
- WNW Natural Walnut
- WWP Designer White Paint
- SSL Skyline Walnut Paint
- SSM Seattle Mist Paint
- TBCO Baby's Cheek
- TBSW Brown Sugar
- TSTV Studio Teak Walnut

## 3 Combination Fabrics

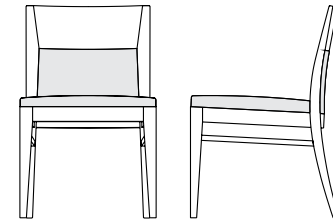
[View finish details](#)

Combination  
Fabric Option  
Not Available



# Murphy.

Murphy Guest Chair  
Lower Upholstered Back - Armless



[View statement of line](#)

## Product features.

- Armless
- Frame is constructed of kiln-dried European beech, PEFC Certified sustainable yield, perpetuating premium quality and durability.
- Fully Upholstered Back
- Joints are securely fastened with mortise and tenon joinery as well as corner block construction.
- MAS IAQ Certified
- Seat cushions are made of high resiliency foam with proper density to give comfort and support
- Seat rails are reinforced with tenon and groove corner blocks and cleats.
- Seat suspension is constructed of 3/4" thick Baltic Birch plywood.
- Sheet webbing
- Upholstered Seat

1 model	COM	COL	1	2	3	4	5	6	7	8	9	10	11/L1	12	13/L2
EMU2332NLU21	1043	1069	1099	1127	1155	1183	1211	1239	1267	1295	1323	1351	1379	1407	1463
W x D x H			Upholstery Requirements												
21 x 21 x 31.75			Fabric yds: 1.5 Leather Sq. Ft.: 27												
Arm Height: 24 -3/4"			Carton Weight: 25												
Seat Height: 18"															
Inside Seat Depth: 18 -1/4"															
Inside Seat Width: 21"															

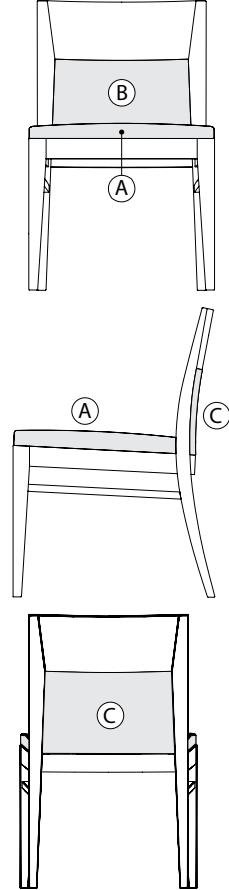
## 2 Select a finish

[View finish details](#)

- WLA Lofty Ash
- WAC Amber Cherry
- WRC Caramel Cherry
- WIC Crimson Cherry
- WEC Ebony
- WHC Honey Cherry
- WOC KoKo Cherry
- WAM Alabaster Maple
- WCM Clear Maple
- WWM Wheat Maple
- WBO Blush Oak
- WMO Mocha Oak
- WNO Natural Oak
- WSO Salted Oak
- WEW Executive Walnut
- WGW Gunstock Walnut
- WBW Henna Walnut
- WNW Natural Walnut
- WWP Designer White Paint
- SSL Skyline Walnut Paint
- SSM Seattle Mist Paint
- TBCO Baby's Cheek
- TBSW Brown Sugar
- TSTV Studio Teak Walnut

## 3 Combination Fabrics

[View finish details](#)



(Back View)

**DARRAN is pleased to offer customers the design freedom of combination fabrics. When using fabric, vinyl or leather combinations, pricing/yardage requirements will be as follows:**

- A Seat** 1 yd(s).
- B Inside Back** 0.25 yd(s).
- C Outside Back** 0.25 yd(s).

- When combining two materials of the same grade, pricing will be specified grade + 5%
- If combining two materials of different grades or leather/fabric combination, use the highest grade/price + 5%
- If using COM or COL, pricing will be COM or COL + 5%.
- If both COM + COL are used in combination, use COL + 5%.

# Silo.

## Silo Guest Chair Maple



[View statement of line](#)

### Product features.

- 1 Piece molded plywood shell standard in maple veneer (Tech-grain walnut veneer optional)
- Polished chrome base
- Add 25% to list price for Tech Walnut finishes
- Ships assembled

1 model	COM	COL	1	2	3	4	5	6	7	8	9	10	11/L1	12	13/L2
SIL2332NWB17	501	N/A													
W x D x H 17.5 x 21 x 35.5 Arm Height: N/A Seat Height: 18.5" Inside Seat Depth: 16" Inside Seat Width: 17.5"			Upholstery Requirements Fabric yds: N/A Leather Sq. Ft.: N/A Carton Weight:												

### 2 Select a finish [View finish details](#)

- WLA Lofty Ash
- WAC Amber Cherry
- WRC Caramel Cherry
- WIC Crimson Cherry
- WEC Ebony
- WHC Honey Cherry
- WOC KoKo Cherry
- WAM Alabaster Maple
- WCM Clear Maple
- WWM Wheat Maple
- WBO Blush Oak
- WMO Mocha Oak
- WNO Natural Oak
- WSO Salted Oak
- WEW Executive Walnut
- WGW Gunstock Walnut
- WBW Henna Walnut
- WSW Smokey Walnut
- WNW Natual Walnut
- RWV +25% Clear Tech-grain
- TBCO +25% Baby's Cheek
- TBSW +25% Brown Sugar
- TSTV +25% Studio Teak Walnut
- TSMV +25% Seattle Mist
- TOBW +25% Organic Brown
- PM01 Olive
- PM02 Aquavert
- PM03 Mushroom
- PM04 Burgundy
- PM05 Ash
- PM06 Powder
- PM07 Pebble
- PM08 Vapour
- PM10 Verde
- SSM Seattle Mist Paint

### 3 Combination Fabrics [View finish details](#)

Combination  
Fabric Option  
Not Available

# Silo.

Silo Barstool  
Maple



[View statement of line](#)

## Product features.

- 1 Piece molded plywood shell standard in maple veneer (Tech-grain walnut veneer optional)
- Polished chrome base
- Add 25% to list price for Tech Walnut finishes
- Ships assembled

1 model	COM	COL	1	2	3	4	5	6	7	8	9	10	11/L1	12	13/L2
SIL2332BAR38	642	N/A													
W x D x H 17.5 x 21 x 45.5 Arm Height: N/A Seat Height: 29.5" Inside Seat Depth: 16" Inside Seat Width: 17.5"			Upholstery Requirements Fabric yds: N/A Leather Sq. Ft.: N/A Carton Weight:												

## 2 Select a finish

[View finish details](#)

- WLA Lofty Ash
- WAC Amber Cherry
- WRC Caramel Cherry
- WIC Crimson Cherry
- WEC Ebony
- WHC Honey Cherry
- WOC KoKo Cherry
- WAM Alabaster Maple
- WCM Clear Maple
- WWM Wheat Maple
- WBO Blush Oak
- WMO Mocha Oak
- WNO Natural Oak
- WSO Salted Oak
- WEW Executive Walnut
- WGW Gunstock Walnut
- WBW Henna Walnut
- WSW Smokey Walnut
- WNV Natural Walnut
- RWV +25% Clear Tech-grain
- TBCO +25% Baby's Cheek
- TBSW +25% Brown Sugar
- TSTV +25% Studio Teak Walnut
- TSMV +25% Seattle Mist
- TOBW +25% Organic Brown
- PM01 Olive
- PM02 Aquavert
- PM03 Mushroom
- PM04 Burgundy
- PM05 Ash
- PM06 Powder
- PM07 Pebble
- PM08 Vapour
- PM10 Verde
- SSM Seattle Mist Paint

## 3 Combination Fabrics

[View finish details](#)

Combination  
Fabric Option  
Not Available

# Vessel.

Vessel Barstool  
Upholstered



[View statement of line](#)

## Product features.

- Polished chrome base
- Upholstered seat
- Ships assembled

1 model	COM	COL	1	2	3	4	5	6	7	8	9	10	11/L1	12	13/L2
VES2332BAR38	822	848	850	864	878	892	906	920	934	948	962	976	990	1004	1032
W x D x H 18 x 20 x 31.5 Arm Height: N/A Seat Height: 30 Inside Seat Depth: 18 Inside Seat Width: 18	Upholstery Requirements Fabric yds: 0.75 Leather Sq. Ft.: 13.5 Carton Weight:														

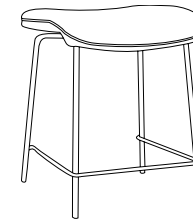
2 Select a finish  
[View finish details](#)

3 Combination Fabrics  
[View finish details](#)

Combination  
Fabric Option  
Not Available

# Vessel.

Vessel Counter Height Barstool  
*Upholstered*



[View statement of line](#)

## Product features.

- Polished chrome base
- Upholstered seat
- Ships assembled


1 model	COM	COL	1	2	3	4	5	6	7	8	9	10	11/L1	12	13/L2
VES2332CTR43	822	848	850	864	878	892	906	920	934	948	962	976	990	1004	1032
W x D x H			Upholstery Requirements												
18 x 20 x 25.5			Fabric yds: 0.75 Leather Sq. Ft.: 13.5												
Arm Height: N/A			Carton Weight:												
Seat Height: 24															
Inside Seat Depth: 18															
Inside Seat Width: 18															

2 Select a finish  
[View finish details](#)

3 Combination Fabrics  
[View finish details](#)

Combination  
 Fabric Option  
 Not Available

# Honey price list



# Honey price list revisions

Date

Page

Modification

Description

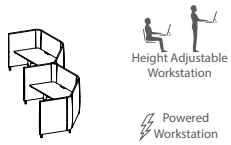


## Honey table of contents

Statement of Line	
Features & Advantages .....	1
Fabric & Leather Program .....	3
Finishes   Specifications .....	6
Metal Finishes   Specifications .....	7
Edges   Specifications .....	8
Pulls   Specifications .....	9
Grommets .....	10
Grain Direction .....	11
Honey Power .....	12
Honey Wire Management .....	13
Honey Workstation Dimensions .....	14
Honey New York Power .....	15
Honey West Coast Power .....	16
Drawer Dimensions .....	17
Honey Typical .....	18
Honey Lounge .....	66
Honey Panels .....	67
Power Entry Box .....	76
Tops .....	77
Fixed Tables .....	79
Privacy Screens .....	81
Storage Credenzas .....	83
Wardrobe Storage .....	85
Mobile Pedestal .....	88
Options .....	89
Power   Specifications .....	93



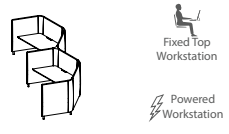
statement of line.



PAGE 19  
Inline Diagonal Workstation Typical



PAGE 20  
Inline Diagonal Workstation Typical



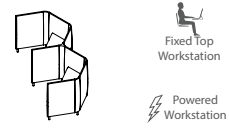
PAGE 21  
Inline Diagonal Workstation Typical



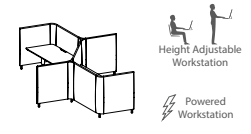
PAGE 22  
Inline Diagonal Workstation Typical



PAGE 23  
Inline Diagonal Workstation Typical



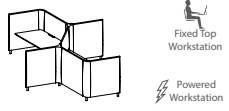
PAGE 24  
Inline Diagonal Workstation Typical



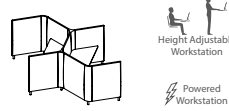
PAGE 25  
Facing Diagonal Workstation Typical




PAGE 26  
Facing Diagonal Workstation Typical



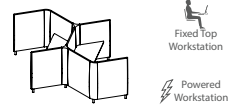
PAGE 27  
Facing Diagonal Workstation Typical



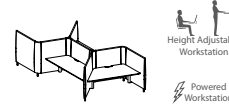
PAGE 28  
Facing Diagonal Workstation Typical



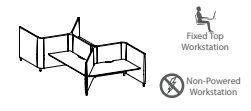
PAGE 29  
Facing Diagonal Workstation Typical



PAGE 30  
Facing Diagonal Workstation Typical



PAGE 31  
Diamond Workstation Typical



PAGE 32  
Diamond Workstation Typical



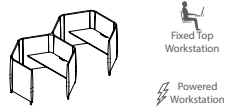
PAGE 33  
Diamond Workstation Typical



PAGE 34  
Inline Hexagon Workstation Typical



PAGE 35  
Inline Hexagon Workstation Typical



PAGE 36  
Inline Hexagon Workstation Typical



PAGE 37  
Inline Hexagon Workstation Typical



PAGE 38  
Inline Hexagon Workstation Typical



PAGE 39  
Inline Hexagon Workstation Typical



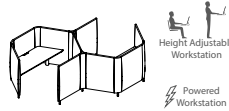
PAGE 40  
Inline Hexagon Workstation Typical



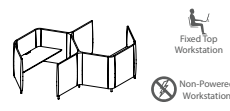
PAGE 41  
Inline Hexagon Workstation Typical



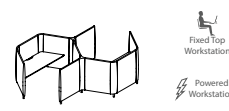
PAGE 42  
Inline Hexagon Workstation Typical



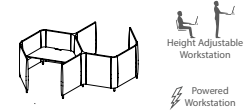
PAGE 43  
Double Hexagon Workstation Typical



PAGE 44  
Double Hexagon Workstation Typical



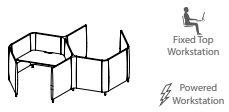
PAGE 45  
Double Hexagon Workstation Typical



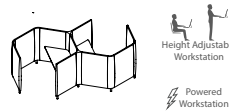
PAGE 46  
Double Hexagon Workstation Typical



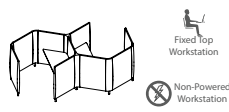
PAGE 47  
Double Hexagon Workstation Typical



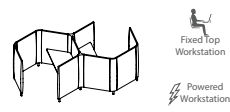
PAGE 48  
Double Hexagon Workstation Typical



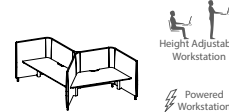
PAGE 49  
Double Hexagon Workstation Typical



PAGE 50  
Double Hexagon Workstation Typical




PAGE 51  
Double Hexagon Workstation Typical



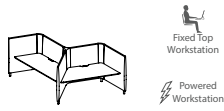
PAGE 52  
Hexagon Workstation Typical



PAGE 53  
Hexagon Workstation Typical



# statement of line.



PAGE 54  
Hexagon Workstation Typical



PAGE 55  
Hexagon Workstation Typical



PAGE 56  
Hexagon Workstation Typical



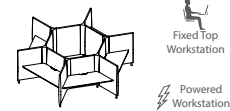
PAGE 57  
Hexagon Workstation Typical



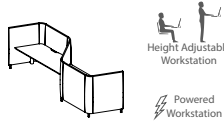
PAGE 58  
Hexagon Workstation Typical



PAGE 59  
Hexagon Workstation Typical




PAGE 60  
Hexagon Workstation Typical



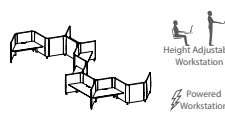
PAGE 61  
Linear Workstation Typical



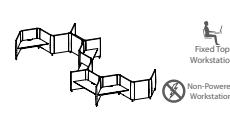
PAGE 62  
Linear Workstation Typical



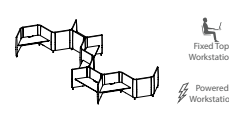
PAGE 63  
Linear Workstation Typical




PAGE 64  
S-Shaped Workstation Typical



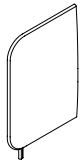
PAGE 65  
S-Shaped Workstation Typical



PAGE 66  
S-Shaped Workstation Typical



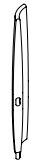
PAGE 67  
120° Lounge



PAGE 68  
120° Starter Panel



PAGE 69  
120° Starter Panel



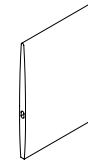
PAGE 70  
120° Corner Panel Connector



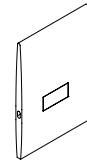
PAGE 71  
120° Corner Panel Connector



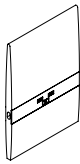
PAGE 72  
In-Line Panel Connector



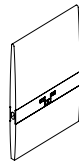
PAGE 73  
120° Adder Panel



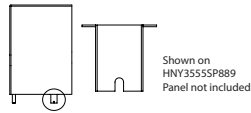
PAGE 74  
120° Adder Access Panel



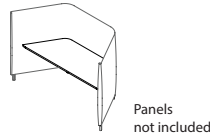
PAGE 75  
120° Single Sided Power Panel



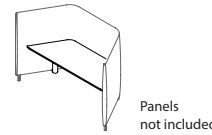
PAGE 76  
120° Double Sided Power Panel



PAGE 77  
Concealed Floor Power Infeed Cover



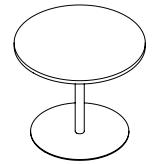
PAGE 78  
120° Worksurface Top



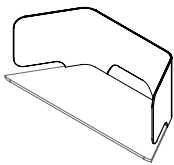
PAGE 79  
120° Worksurface Top



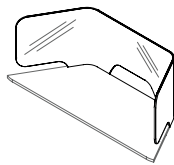
PAGE 80  
Fixed Triangular Table



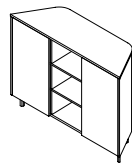
PAGE 81  
Fixed Circular Table



PAGE 82  
120° Worksurface Privacy Screen



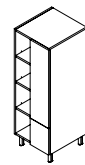
PAGE 83  
120° Worksurface Privacy Screen



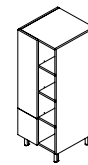
PAGE 84  
120° 64" Wide Push-In Storage Credenza



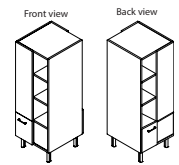
PAGE 85  
120° Open Storage Credenza



PAGE 86  
Single Sided Open Storage Tower



PAGE 87  
Single Sided Open Storage Tower



PAGE 88  
Two Person Double Sided - Freestanding Shared Storage



statement of line.



PAGE 89  
Open Plan Mobile Pedestal



## Honey features & advantages

### Veneer tops

Veneer tops are 1" thick and comprised of 45-pound density MDF core with a balanced 3-ply construction. Veneer tops, screens, and lounge backs are standard in Quartered Walnut and Rift Cut White Oak Veneers that are slip-matched. Veneer tops are available in Flat or Cliff edge profile, with multiple banding options. Tops are finished in either 5-sheen matte finish or 40-sheen depending on finish selection.

### HPL laminate tops

Honey high-pressure laminate tops are 1" thick and comprised of 45-pound density MDF core with a balanced 3-ply construction. Tops are available in Flat or Cliff edge profile, with multiple banding option.

### TFL tops

Thermally Fused Laminate tops are 1-1/8" thick and fused to a 45-pound density substrate of the top for a durable surface. Tops are available in a Flat edge profile with multiple banding options.

### Panel construction

Panels are composed of 3/4" and 1" birch plywood with tenon and groove construction that is secured with screws and glued. MDF trim pieces create soft rounded edges and beautiful contours. The frame is covered with 4.5mm PET acoustic panels for sound absorption. PET panels are composed of recycled content, are flame retardant, mold resistant and have zero emissions. Panels are standard elevated on 5" solid wood legs that feature 2" Glide for adjustment on uneven surfaces.

### Case construction

Case pieces including pedestals, towers and credenzas are constructed of 3/4" thick particle board with 3-ply balanced construction. Pedestal and Cabinets feature dowel construction reinforced with steel bracket plates, wood cleats, screws and glue. Credenzas and Towers are elevated on 6" solid wood legs featuring 1" glide for adjustment on uneven surfaces.

### Lounge construction

Lounge units are constructed from plywood with 2" thick bottom platform, 3/4" seat pan and 4" of high resiliency foam for comfort and durability. The honey Lounge back is a curved plywood core with veneer or laminate. Honey lounge consists of high resilient foam with a minimum of 2.5 density in seats and blown fiber cushions, further advances support and durability.

Lounge unit is elevated on 10.5" solid wood leg with oval shape to match panel stations.

### Screens

Honey screens are available in Acrylic or Veneer over plywood. Acrylic is 1/4" thick and available in frosted, white, and black. Plywood screens are 1/2" thick and are available in Quartered Walnut and Rift Cut White Oak Veneer that runs horizontally on the screen. Screens secure to the underside of the worksurfaces with an L bracket. Screens feature a center cutout to allow clip-on power pods and easy wire management to the MGT: Wire Tray below the worksurface. The screen is 24" tall for added privacy; the screen's unique curved wings mimic the worksurface top creating a barrier between users and work area to focus.

### Cleaning wood & laminate

In addition to regular dusting, give your furniture an occasional cleaning in accordance with our cleaning instructions. DARRAN wood and laminate products can be cleaned with a soft cloth and a mild soap and water mixture. Use approximately 32 oz of water mixed with one tablespoon of dish soap, always wiping with the grain. Dry with a soft cloth, going with the grain, to avoid spotting or streaking. Wood products should be waxed periodically using a non-wax liquid; please do not use any waxy polish or cleaner. Interior of drawers may also be cleaned with mild soap and water mixture, or any household cleaner that is not petroleum or thinner-based.

### Suspensions

All cabinets and mobile pedestals utilize cold rolled steel zinc plated high-grade drawer suspensions. All suspensions are warranted for the lifetime of the product. Box and File drawers are full extension, featuring steel ball bearings for a smoother quieter range of motion with soft close operation and are rated 100lbs.

### Filing

Honey features a highly durable black plastic extrusion that is securely fastened into a route on top of the drawer to support hanging files. An adjustable crossbar is provided for all file drawers that enables legal/letter filing front to back or side-to-side based on the drawer size.

## Honey features & advantages

### Locks

Locks are optional on pedestals and doors. Each drawer pedestal is independently locked. Lock plugs are factory or field installed.

### Keying

Keying is available either factory or field installed. Factory installed keying offers two options: random or designated. When the random keying option is selected an arbitrary key number will be assigned to the unit. When the designated keying option is selected a key number must be specified between 101 and 110. Higher numbers may be specified if noted on the purchase order and may be factory or field installed. Black and silver face lock have silver keys.

### Wire management

Wire management capabilities include standard and optional worksurface grommets. Specify W21 under surface wire channels for organization and management of all communication wires and cords. Sold separately to conceal wire under worksurfaces. Top feature a cutout in the back and unique curved wings allowing for clip on modules or easy wire management to the power tray below the worksurface.

### Grommets

Metal grommets are provided to match the drawer pull selection. Metal grommets are available in black, silver or white. Must specify standard or non-standard location. TM50 Black plastic grommets are available as an option for vertical applications.

## Honey fabric & leather program

### Seating & fabric leather program

DARRAN has partnered with some of the most prestigious fabric suppliers of the office furniture industry to bring you quality fabrics that are engaging designs, environmentally friendly and durable for years to come. The majority of fabrics we have graded-in are in heavy supply making it most likely available on our Quickship however, we cannot guarantee stock. If you do not see the fabric you wish to include in a project, please contact our Factory to see if this pattern can be graded in at 800.334.7891.

### Panel fabric program

ALL COM fabric must be preapproved by DARRAN. Leather fabric program is not approved on panels. Due to stretching and sagging textile content for panels should not exceed a combined 50% cotton, linen, nylon and/or rayon is not recommended. Panel fabrics are required to have flame certificates that meet ASTM E84 Adhered (for power panels) and Unadhered (for panels). DARRAN does not accept responsibility of collecting flame certificates for COM.

### Fabrics & leathers

Please visit our Seating Fabrics page at [darran.com/textilesleather](http://darran.com/textilesleather)

Camira  
www.camirafabrics.com  
800.334.789

Wollsdorf  
www.wollsdorf.com  
336.884.5005

CFStinson  
www.cfstinson.com  
800.841.6279

Green Hides  
www.greenhides.com  
336.315.9720

DesignTex  
www.designtex.com  
800.797.4949

Maharam  
www.maharam.com  
800.645.3943

Momentum Textiles  
www.momentumtextiles.com  
800.366.6839

Ultrafabrics  
www.ultrafabricsinc.com  
800.334.7891

Application instructions must be specified on the purchase order or COM / COL submission form. In the absence of application instructions, DARRAN will apply materials accordingly.

### CAL117

All DARRAN seating products conform to California Technical Bulletin 117 as a minimum standard.

### CAL133

To meet the California Technical Bulletin 133 flammability regulation, a combination of proper materials must be used to pass, as it tests the fire resistance of a finished product. Flame resistant fabric, a fire blocker material and special foam must be used to pass CAL133 fire codes.

Testing is available for all seating products with the following fees and considerations:

- If laboratory certification is not required, any style can be manufactured to comply with California Technical Bulletin 133 for \$75 list per yard required. (Customer's Own Materials must factor in additional yardage requirements based on repeat.)
- The purchase order must clearly indicate the requirement of California Technical Bulletin 133
- If laboratory California Technical Bulletin 133 certification is required, the cost of testing a chair is \$820 NET, plus the cost of the chair and covering material.
- An additional lead time of 4 to 6 weeks is required for testing for CAL133.
- Once testing is completed, we will provide a certification letter specific to the sample tested for CAL133.
- DARRAN's manufacturing procedures for California TB 133 compliance are based on the testing of representative style with specific fabrics. Please contact Customer Service for an updated list of tested models.
- A copy of test certification is available upon request.

## Honey fabric & leather program

### Combination fabrics

DARRAN is pleased to offer customers the design freedom of combination fabrics. When using fabric, vinyl or leather combinations, pricing will be as follows:

- When combining two materials of the same grade, pricing will be specified grade + 5%.
- If combining two materials of different grades or leather/ fabric combination, use the highest grade/price + 5%.
- If using COM or COL, pricing will be COM or COL + 5%. If both COM + COL are used in combination, use COL + 5%

### COM/COL ordering instructions

Please complete the COM Submission Form prior to ordering the fabric from the supplier. All COM fabrics must be approved prior to order submission. Please refer to our website or contact DARRAN Seating Customer Service for an updated list of preapproved COM fabrics. Application instructions must be specified on the purchase order or COM/COL submission form. In the absence of application instructions, DARRAN will apply materials in the best manner and cannot be held responsible for tailoring or application objections after upholstering. COM orders will be scheduled for production after receipt of the material. Packages must be clearly marked and the fabric must be first quality, continuous yardage.

### COM/COL yardage requirements

The yardage requirements stated in this price list for each style are calculated using 54" wide, non-directional fabrics. For fabrics with a different width or for patterns with repeats, please refer to the below chart to calculate the additional percent of fabric required:

Fabric Width	Plain Fabric	2" - 14" Repeat	15" - 19" Repeat	20" - 27" Repeat	28" - 36" Repeat
54"	0	15%	20%	25%	30%
53"	6%	19%	24%	28%	36%
52"	13%	23%	28%	33%	38%
51"	19%	26%	31%	36%	41%
50"	25%	30%	35%	40%	45%
49"	30%	35%	40%	45%	50%
48"	35%	40%	45%	50%	55%
47"	45%	50%	55%	58%	65%

# Honey fabric & leather program

NOTE: Prior To Completion Of This Form, Please Refer To Our Graded In Materials Program For Preapproved Fabrics/Leathers.

## COM/COL Approval

DARRAN Furniture Industries  
 2402 Shore Street, High Point, NC 27263  
 ATTN: Seating Division / COM/COL Approval  
 TAG: DARRAN Purchase Order Number

## Shipping approved COM/COL materials

DARRAN Furniture Industries  
 2402 Shore Street, High Point, NC 27263  
 ATTN: Seating Division / COM/COL Approval  
 TAG: DARRAN Purchase Order Number

Please complete this form, attach a 6"x 6" sample and mail to the COM/COL APPROVAL address shown above.  
 This form can also be downloaded from our website at [www.darran.com/leathers](http://www.darran.com/leathers) OR [www.darran.com/fabrics](http://www.darran.com/fabrics)

Purchase Order # \_\_\_\_\_  
 Dealer's Name \_\_\_\_\_  
 Contact \_\_\_\_\_  
 Address \_\_\_\_\_  
 Telephone \_\_\_\_\_  
 Email \_\_\_\_\_  
 Chair Stlye \_\_\_\_\_  
 Manufacturer \_\_\_\_\_  
 Pattern Name \_\_\_\_\_  
 Pattern Color \_\_\_\_\_  
 Content \_\_\_\_\_  
 Repeat \_\_\_\_\_

Please specify any special requirements and check the application above.

\_\_\_\_\_  
 \_\_\_\_\_  
 \_\_\_\_\_

ATTACH 6" X 6" FABRIC/LEATHER SAMPLE HERE


**NOTE**

Actual Fabric/Leather samples needed instead of digital images. If digital images are sent in lieu of samples, DARRAN will only verify the pattern and will not take responsibility for color variances that cannot be verified due to printing restrictions

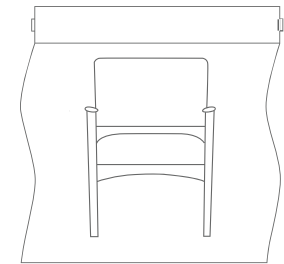
In the absence of application instructions, DARRAN will apply the material in the best manner and cannot be held responsible for tailoring or application objections after upholstering.

Unless otherwise instructed on the purchase order, excess COM materials will be recycled at the discretion of DARRAN after six months of the original product ship date.

The COM approval solely pertains to the application of the fabric onto the specified DARRAN seating product. DARRAN's approval or acceptance does not constitute any responsibility or warranty to the overall appearance, durability, flammability, defects, dye lot variations or colorfastness of the COM. It is the customer's responsibility to ensure the COM meets CAL 117 compliance and are first quality continuous goods.



**RAILROAD**



**SETUP**




# Honey finishes | specifications

## MATTE 5% SHEEN VENEER

Specify LST-40 to change matte 5% sheen to gloss 40% sheen - N/C.

### Finishes on White Oak

- PO01 Olive
- PO02 Aquavert
- PO03 Mushroom
- PO04 Burgundy
- PO05 Ash
- PO06 Powder
- PO07 Pebble
- PO08 Vapour
- PO09 Verde



visible wood grain

### Paint Finishes on White Oak

- PM01 Olive
- PM02 Aquavert
- PM03 Mushroom
- PM04 Burgundy
- PM05 Ash
- PM06 Powder
- PM07 Pebble
- PM08 Vapour
- PM10 Verde



printed full coverage

- WOW Clear Walnut
- WNO Natural Oak
- WSO Salted Oak

## GLOSS 40% SHEEN VENEER

Specify LST-5 to change gloss 40% sheen to matte 5% sheen - N/C.

- WBW Henna Walnut
- WSW Smokey Walnut
- WEC Ebony
- WWP Designer White

## HIGH PRESSURE LAMINATE

- GEC Ebony
- GWL Designer White
- LP01 Surfin USA
- LP02 Royal Blue Suede
- LF01 New Burgundy
- LF02 Just Rose
- LF03 Folkstone
- LN01 Cafe Sienna
- LA01 Bleu Spazio (20% upcharge)
- LA02 Verde Chairò (20% upcharge)
- LW01 Neo Walnut
- LW02 Fawn Cypress
- LW04 Phantom Pearl
- LW05 Phantom Ecru
- LW06 Phantom Cocoa
- LW07 Stickley Oak

## THERMALLY FUSED LAMINATE

- MEC Ebony
- MOC Koko Cherry
- MSW Skyline Walnut
- MTW Studio Teak
- MWL Designer White

## Custom finishes

Send 3x3 or larger finish chip for color match. Custom finish upcharge is 3% or \$250 Net (whichever is greater).

## Finish

ENVI-CT Green Certified European Technology Coatings Finish.


# Honey metal finishes | specifications

Height adjustable columns are standard in MFW White. MFB Black is optional when specified.

## Height Adjustable Mechanism Metal Finishes

STANDARD

OPTIONAL




MFW  
White  
(Standard)



MFB  
Black  
(Optional - N/C)

## Feet, Table Base, Wire Tray and Bracket Metal Finishes



MFW  
White  
(Standard)



MFG  
Gray  
(Premium)



MFGG  
Graphite Gray  
(Premium)




MFS  
Silver  
(Premium)



MFMB  
Matte Black  
(Premium)



MFNA  
Navy  
(Premium)




MFOL  
Olive  
(Premium)



MFGB  
Grey Beige  
(Premium)




MFSA  
Surfin Aquavert  
(Premium)



MFOS  
Oyster  
(Premium)



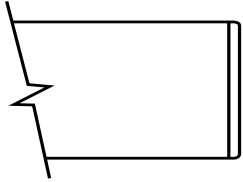
MFPS  
Pistachio  
(Premium)



MFSS  
Salmon Sienna  
(Premium)

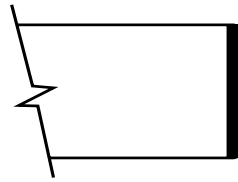
# Honey edges

## Standard profile



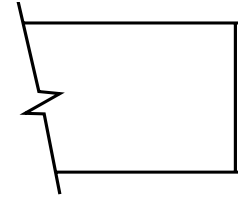
**Flat-1**

"W" "G"  
3mm Hardwood Band  
"G" HPL Self Laminate Band



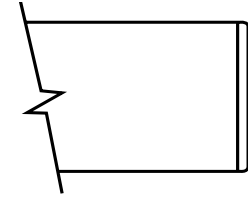
**Flat-2**

"W" "G" "M"  
2mm Black  
PVC Band



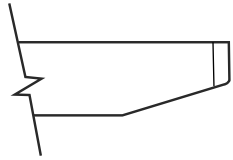
**Flat-3**

"W" "G" "M"  
2mm White  
PVC Band



**Flat-4**

"M"  
2mm Matching PVC Band



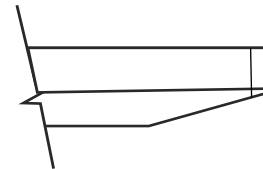
**Cliff-1**

"W" "G"  
3mm Hardwood Band  
"G" HPL Self Laminate Band



**Cliff-2**

"W" "G"  
2mm Black PVC Band  
"G" Black cutback is finished to match HPL



**Cliff-3**

"W" "G"  
2mm White PVC Band  
"G" White cutback is finished to match HPL

# Honey pulls

Honey pulls come standard in PL-506 gloss white. Optional pulls available when specified.



PL - 506 Gloss White (Standard)  
PL - 507 Matte Chrome



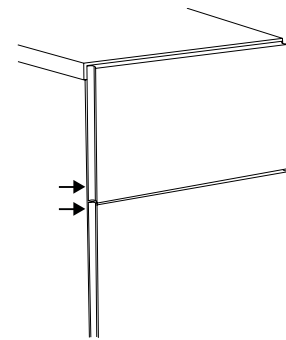
PL - 406 Gloss White  
PL - 407 Matte Chrome



PL-260 Anodized Aluminum



PL-115 Matte Black  
PL-116 Matte Nickel



finger pull side view

# Honey grommets | grommet reference

TM60  
Black  
1-5/8" Dia.



## Grommets (vertical surface)

Standard Location - \$50 ea.  
- Black Plastic Vertical Surface: TM60-C (Bottom Center)


Non-Standard Location - \$95 ea.  
- Black Plastic Vertical Surface: TM60-NS

## Honey grain direction

### Grain direction

All top parts, storage credenzas, pedestals and towers come with horizontal grain.

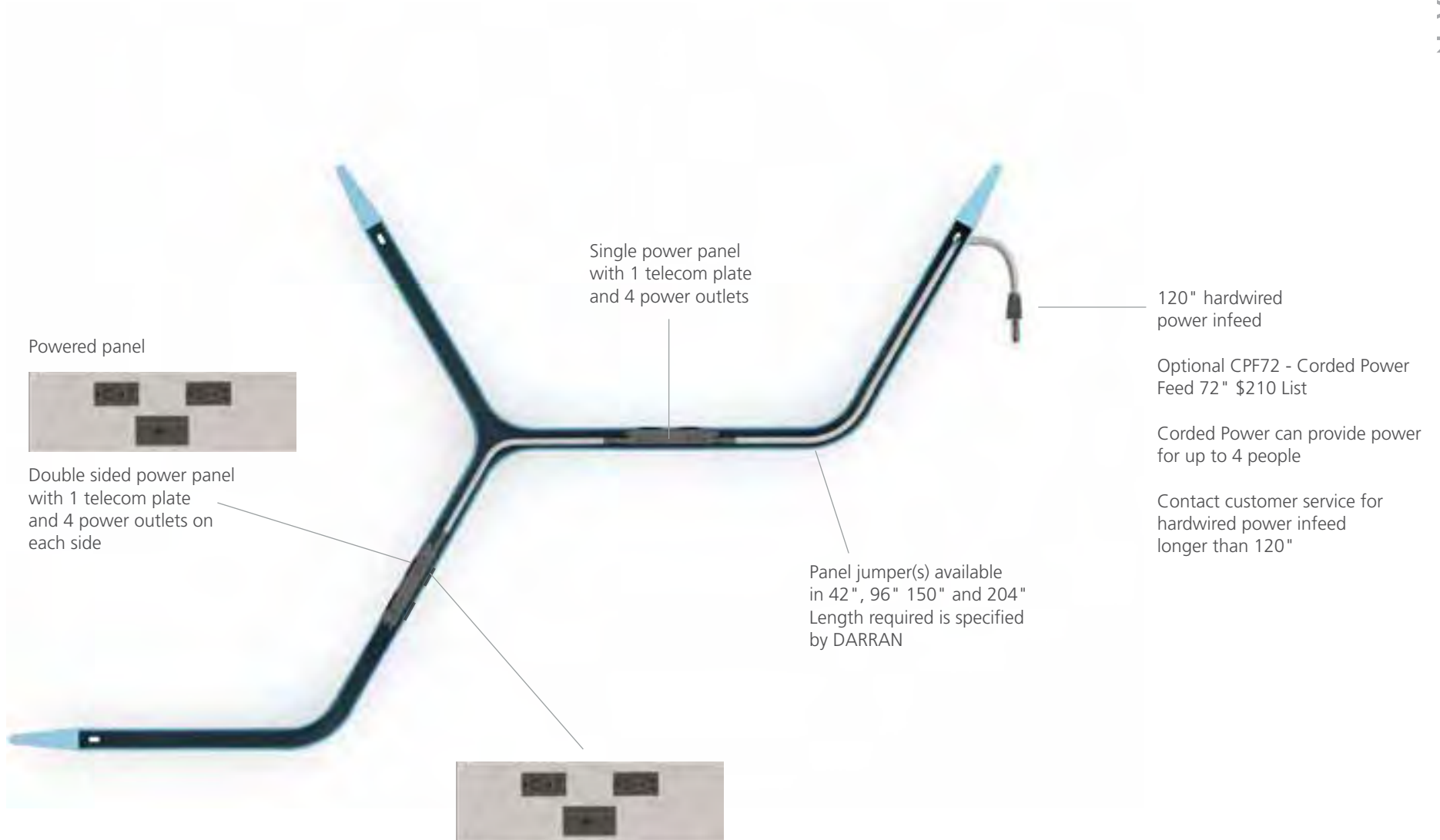
## Worksurfaces



Desk/Credenza

# Honey wire management | power


Honey panels feature an integrated power system that daisy chains through panels to power workstations.



## Honey wire management

### Honey cutout

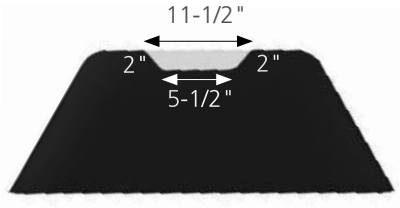
Honey worksurfaces feature a standard T75 wire management cutout to drop wires below the worksurface.



T75D option is available to delete cutout on worksurfaces at no charge. Please specify when ordering.

T75 worksurface cutout to drop wires below the worksurface to power access. Wire cutout is standard on all typicals.

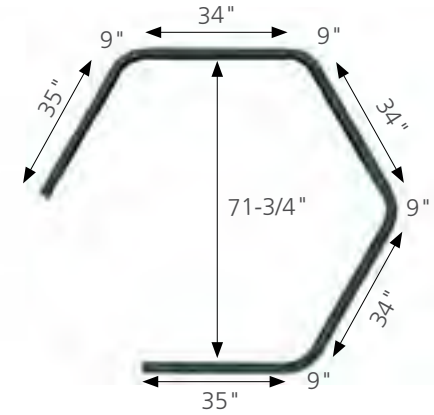
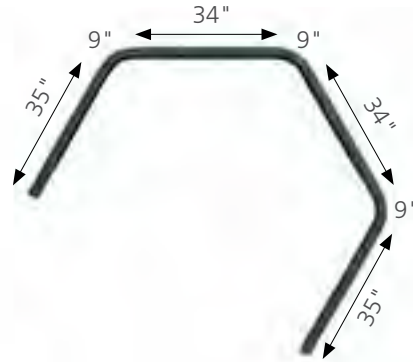
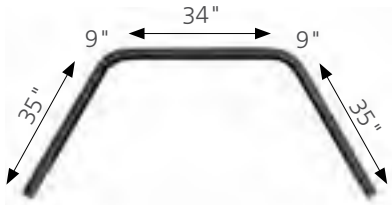
### Honey T75 dimensions



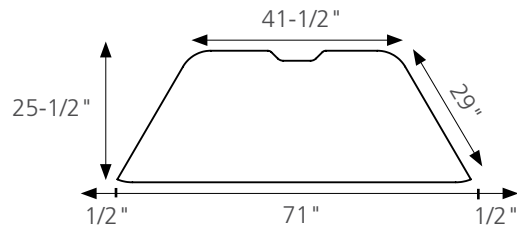


# Honey workstation dimensions

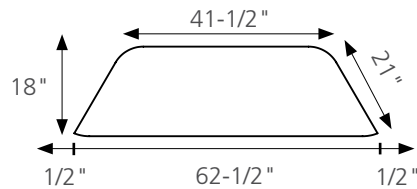
## Panel workstation dimensions



## Height adjustable worksurface dimensions



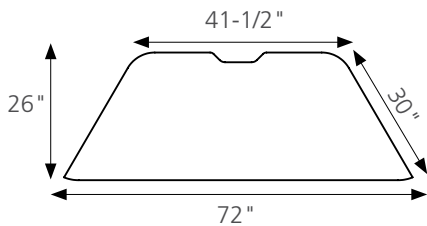
72" Height Adjustable Worksurface



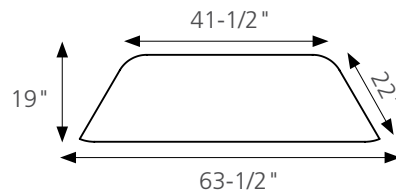
63-1/2" Height Adjustable Worksurface



## Fixed worksurface dimensions



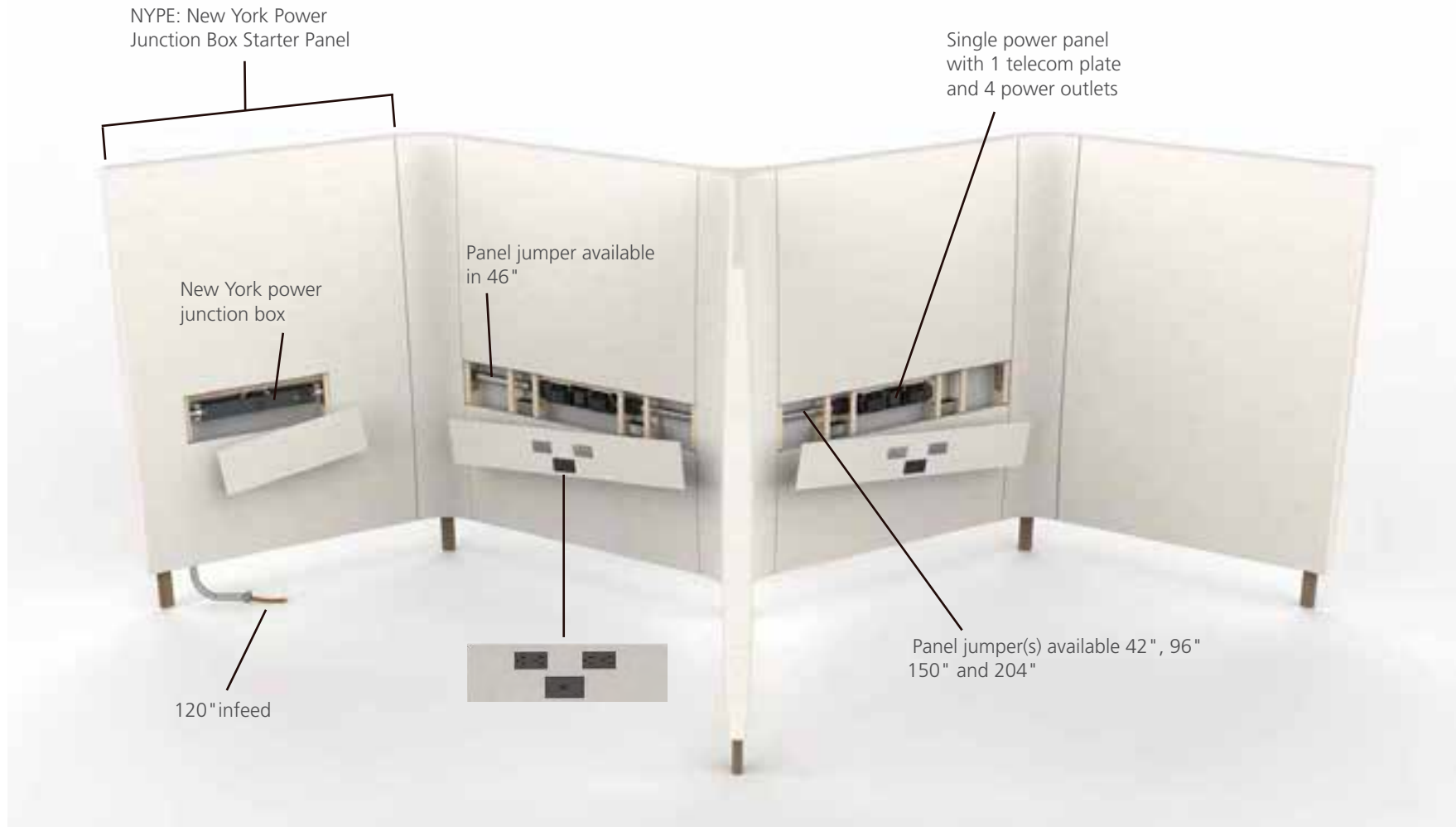
72" Fixed Worksurface



63-1/2" Fixed Height Worksurface

## Honey New York power.

Honey workstations can be specified to meet New York electrical requirements. A flexible infeed, junction box and removable cover is included when specifying New York Power. The infeed and junction box are required to be on the Starter Panel at the first workstation next to a Single or Double Sided Power Panel. The customer will need to specify if the removable cover will need to be on the inside or outside of the workstation Starter Panel. NYPE: New York Power - \$425 list.

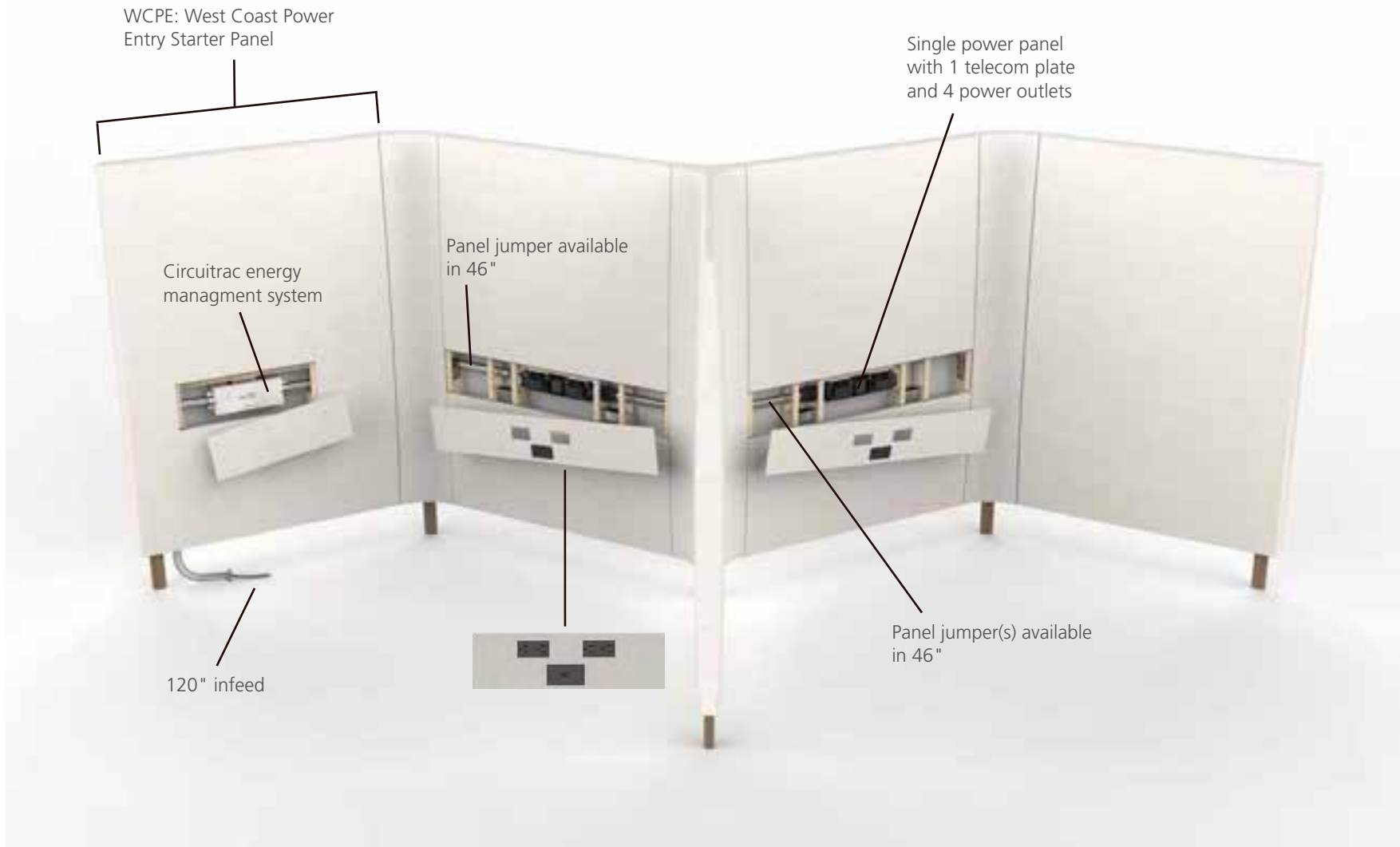


Rounded Starter Panels are not available with NYPE: New York Power Entry option.

\*Please check with general contractor to see if NYPE: New York Power option is required.

## Honey West Coast power.

Honey workstations can be specified to meet West Coast electrical requirements. A Circuitrac energy management system and flexible infeed is included and must be specifying on a Starter Panel at the first workstation next to a Single or Double Sided Power Panel. The customer will need to specify if the removable cover will need to be on the inside or outside of the workstation Starter Panel. WCPE: West Coast Power - \$2,695.



Rounded Starter Panels are not available with WCPE: West Coast Power option.

\*Please check with general contractor to see if WCPE: West Coast Power option is required.

## Honey Chicago power.

Honey workstations can be specified with a Single or Double Sided Power Panel to meet Chicago electrical requirements. Chicago Power Panels include an electrical box inside Power Panels for a local electrician to wire receptacles and connectors. CSSPP: Single Sided Power Panel - \$25. CDSPP: Double Sided Power Panel - \$50.



CDSPP: Double sided power panel with 1 telecom plate and 2 electrical boxes on each side. Each box accommodates 2 outlets. Specify 2 telecom plates.

CSSPP: Single Sided power panel with 1 telecom plate and 2 electrical boxes. Each box accommodates 2 outlets. Specify telecom plate.

Telecom Plates:  
 - RJ45 (1) - \$35, RJ45 (2) - \$70, RJ45 (3) - \$105,  
 USB (1) - \$70, USB (2) - \$140,  
 - RJ45/USB - \$105, RJ45/HDMI - \$190, HDMI/  
 USB - \$205

\*Please check with general contractor to see if Chicago Power is required.

## Honey drawer dimensions | filing reference

### Interior drawer dimensions

UNIT DEPTH	DRAWER TYPE	OVERALL DIMENSIONS			INTERIOR DRAWER DIMENSIONS			NOTES
		W	D	H	W	D	H	
15-5/8" Letter	18" Box	13-1/8	16-1/16	4	12-1/8	15-1/16	3-7/16	Units less than 72"
	18" File	13-1/8	16-1/16	9-13/16	12-1/8	15-1/16	9-5/16	Units less than 72"
	10" Box	7-1/2	16-1/16	4	6-1/2	15-1/16	3-7/16	
	10" File	7-1/2	16-1/16	9-13/16	6-1/2	15-1/16	9-5/16	

### Filing reference

#### Filing for 10" depth units

7-1/2" Wide File Drawer - 16 1/16" Deep

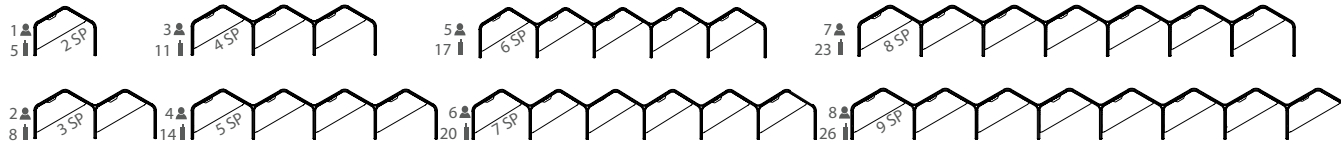


Letter Side to Side


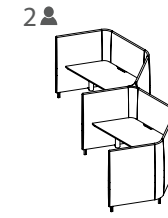
Mobile Pedestal and Tower

# Honey.

Inline Diagonal Workstation Typical  
Position 1 with Height Adjustable Worksurface



Number of Feet per Typical (MTL10 Option) "SP" Number of Starter Panels per Typical (RSP Option)



[View statement of line](#)

## Product features.

- 5" Solid wood feet - oval shape, ships KD
- 4 Power outlets with 1 telecom plate, see options below for telecom plate
- Adjustable height from 27" to 47.5" with a maximum weight capacity of 275 lbs. Lift standard in MFW White, optional MFB Black
- HNY7227WT163 Height Adjustable worksurfaces are included
- Wire management tray attaches to worksurface top, standard in MFW White, see premium metal finish for options

### NOTES

- 1" Gap between worksurface and panels to drop wires below worksurface
- Metal parts include 5 year warranty
- Programmable height adjustable mechanism, motor includes 2 year warranty

## Options.

### ACCESSORIES

- K28: Articulating Keyboard w/ Mouse - \$390
- K31-SK: Center drawer w/ skirt - \$310
- K31: Center drawer w/o skirt - \$205

### CONCEALED FLOOR POWER INFEED COVER

- PCEB: White metal finish concealed floor power infeed cover - \$150

### DELETE TOP AND WIRE TRAY

- DHAT: Delete height adjustable top. Deduct \$3265 Veneer(W), \$3095 High Pressure Laminate(G), \$2770 Thermally Fused Laminate(M) per top

### METAL FEET

- MTL10: Replace solid wood feet with metal feet, standard MFW White - \$55 ea

### PREMIUM METAL FINISH

- Specify premium metal finish. MFMB: Matte Black, MFS: Silver, MFSS: Salmon Sienna, MFSA: Surfing Aquavert, MFPS: Pistachio, MFOS: Oyster, MFNA: Navy, MFOL: Olive, MFGB: Grey Beige MFGG: Graphite Gray, MFG: Gray
- Premium metal finish for WMT Wire Management Tray - \$75 ea
- Premium metal finish for MTL10 Metal Feet - \$20 ea
- Premium metal finish for PCEB Concealed Floor Power Infeed Cover - \$35

### STARTER PANEL

- RSP: Substitute round starter panel in place of flat starter panel. Must substitute all starters, priced per starter panel - \$83 each. See HNY3555SP888

### TELECOM PLATES

- Each power unit has 1 plate. All telecom connectors sold separately.
- RJ45 (1) - \$35, RJ45 (2) - \$70, RJ45 (3) - \$105, USB (1) - \$70, USB (2) - \$140, RJ45/USB - \$105, RJ45/HDMI - \$190, HDMI/USB - \$205

1 Select a model w" x d" x h"	PERSON	yardage	Standard Veneer Top Upholstered Panels - COM\$		Premium Veneer Top Upholstered Panels - COM\$		High Pressure Laminate Top Upholstered Panels - COM\$		Thermally Fused Laminate Top Upholstered Panels - COM\$	
602 x 62 x 55	8	96	HNY60262HA571W	58699	"P" Option N/A	HNY60262HA571G	57339	HNY60262HA571M	54739	
528 x 62 x 55	7	84	HNY52862HA571W	51505	"P" Option N/A	HNY52862HA571G	50315	HNY52862HA571M	48040	
453 x 62 x 55	6	73	HNY45362HA571W	44311	"P" Option N/A	HNY45362HA571G	43291	HNY45362HA571M	41341	
378 x 62 x 55	5	61	HNY37862HA571W	37117	"P" Option N/A	HNY37862HA571G	36267	HNY37862HA571M	34642	
303 x 62 x 55	4	50	HNY30362HA571W	29923	"P" Option N/A	HNY30362HA571G	29243	HNY30362HA571M	27943	
228 x 62 x 55	3	38	HNY22862HA571W	22729	"P" Option N/A	HNY22862HA571G	22219	HNY22862HA571M	21244	
153 x 62 x 55	2	27	HNY15362HA571W	15535	"P" Option N/A	HNY15362HA571G	15195	HNY15362HA571M	14545	
78 x 62 x 55	1	15	HNY7862HA571W	8341	"P" Option N/A	HNY7862HA571G	8171	HNY7862HA571M	7846	

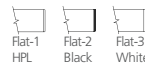
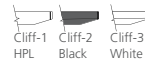
2 Select a worksurface finish <a href="#">View finish details</a>	WWP	WBW	GEC	LW01	MEC
PO01	WSW		GWL	LW02	MOC
PO02	WEC		LP01	LW04	MSW
PO03	WOW		LP02	LW05	MTW
PO04	WNO		LF01	LW06	MWL
PO05	WSO		LF02	LW07	
PO06			LF03		
PO07			LN01		
PO08			LA01		
PO09			LA02		

3 Select feet finish <a href="#">View finish details</a>	WWP	WBW	WWP	WBW	WWP	WBW
PO01	WSW		PO01	WSW	PO01	WSW
PO02	WEC		PO02	WEC	PO02	WEC
PO03	WOW		PO03	WOW	PO03	WOW
PO04	WNO		PO04	WNO	PO04	WNO
PO05	WSO		PO05	WSO	PO05	WSO
PO06			PO06		PO06	
PO07			PO07		PO07	
PO08			PO08		PO08	
PO09			PO09		PO09	

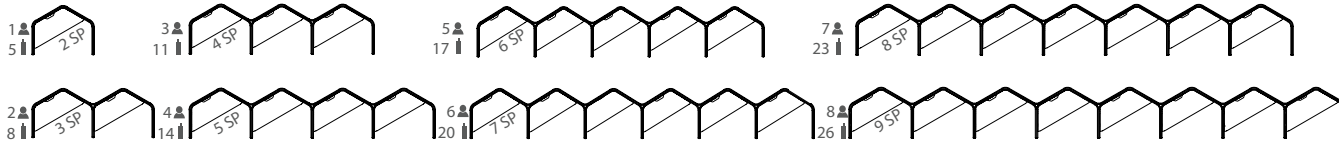
  

4 Select a edge <a href="#">View edge details</a>	Cliff-1 Veneer	Cliff-2 Black	Cliff-3 White	Flat-1 Veneer	Flat-2 Black	Flat-3 White


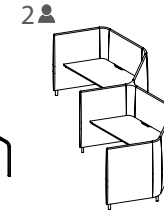


# Honey.

## Inline Diagonal Workstation Typical Position 1 with Fixed Worksurface



Number of Feet per Typical (MTL10 Option) "SP" Number of Starter Panels per Typical (RSP Option)



[View statement of line](#)

## Product features.

- 5" Solid wood feet - oval shape
- HNY7227WT162 Fixed Desk Height worksurfaces, 29" worksurface height
- Ships KD

## Options.

### ACCESSORIES

- K28: Articulating Keyboard w/ Mouse - \$390
- K31-SK: Center drawer w/ skirt - \$310
- K31: Center drawer w/o skirt - \$205

### CONCEALED FLOOR POWER INFEEED COVER

- PCEB: White metal finish concealed floor power infeed cover - \$150

### DELETE TOP

- DFT: Delete fixed top. Deduct \$1125 Veneer(W), \$955 High Pressure Laminate (G), \$630 Thermally Fused Laminate (M) per top

### METAL FEET

- MTL10: Replace soild wood feet with metal feet, standard MFW White - \$55 ea

### PREMIUM METAL FINISH

- Specify premium metal finish. MFMB: Matte Black, MFS: Silver, MFSS: Salmon Sienna, MFSA: Surfin Aquavert, MFPS: Pistachio, MFOS: Oyster, MFNA: Navy, MFOL: Olive, MFGB: Grey Beige MFGG: Graphite Gray, MFG: Gray
- Premium metal finish for WMT Wire Management Tray - \$75 ea
- Premium metal finish for MTL10 Metal Feet - \$20 ea
- Premium metal finish for PCEB Concealed Floor Power Infeed Cover - \$35

### STARTER PANEL

- RSP: Substitute round starter panel in place of flat starter panel. Must substitute all starters, priced per starter panel - \$83 each. See HNY3555SP888

### WORKSURFACE HEIGHT

- Modify worksurface height to bar height.
- THL-42: Position worksurface at bar height - N/C

### WIRE TRAY

- WMT: Wire metal tray. Mounts under top and comes standard in MFW White - \$210

1 Select a model w" x d" x h"	PERSON	yardage	Standard Veneer Top Upholstered Panels - COM\$		Premium Veneer Top Upholstered Panels - COM\$		High Pressure Laminate Top Upholstered Panels - COM\$		Thermally Fused Laminate Top Upholstered Panels - COM\$	
602 x 62 x 55	8	96	HNY60262FT571W	38505	"P" Option N/A	HNY60262FT571G	37145	HNY60262FT571M	34545	
528 x 62 x 55	7	84	HNY52862FT571W	33839	"P" Option N/A	HNY52862FT571G	32649	HNY52862FT571M	30374	
453 x 62 x 55	6	73	HNY45362FT571W	29173	"P" Option N/A	HNY45362FT571G	28153	HNY45362FT571M	26203	
378 x 62 x 55	5	61	HNY37862FT571W	24507	"P" Option N/A	HNY37862FT571G	23657	HNY37862FT571M	22032	
303 x 62 x 55	4	50	HNY30362FT571W	19841	"P" Option N/A	HNY30362FT571G	19161	HNY30362FT571M	17861	
228 x 62 x 55	3	38	HNY22862FT571W	15175	"P" Option N/A	HNY22862FT571G	14665	HNY22862FT571M	13690	
153 x 62 x 55	2	27	HNY15362FT571W	10509	"P" Option N/A	HNY15362FT571G	10169	HNY15362FT571M	9519	
78 x 62 x 55	1	15	HNY7862FT571W	5843	"P" Option N/A	HNY7862FT571G	5673	HNY7862FT571M	5348	

2 Select a worksurface finish <a href="#">View finish details</a>	WWP		WBW		GEC	LW01	MEC
	PO01	WSW	PO01	WSW			
	PO02	WEC	PO02	WEC	GWL	LW02	MOC
	PO03	WOW	PO03	WOW	LP01	LW04	MSW
	PO04	WNO	PO04	WNO	LP02	LW05	MTW
	PO05	WSO	PO05	WSO	LF01	LW06	MWL
	PO06		PO06		LF02	LW07	
	PO07		PO07		LF03		
	PO08		PO08		LN01		
	PO09		PO09		LA01		
					LA02		

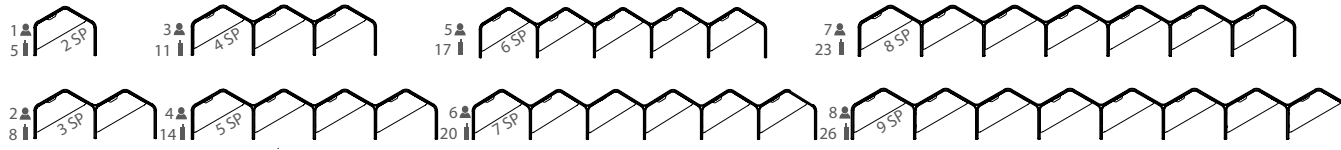
3 Select feet finish <a href="#">View finish details</a>	WWP		WBW		WWP	WBW	
	PO01	WSW	PO01	WSW		PO01	WSW
	PO02	WEC	PO02	WEC	PO02	WEC	
	PO03	WOW	PO03	WOW	PO03	WOW	
	PO04	WNO	PO04	WNO	PO04	WNO	
	PO05	WSO	PO05	WSO	PO05	WSO	
	PO06		PO06		PO06		
	PO07		PO07		PO07		
	PO08		PO08		PO08		
	PO09		PO09		PO09		


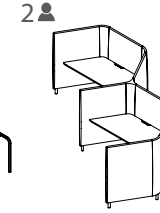
4 Select a edge <a href="#">View edge details</a>	Cliff-1 Veneer			Cliff-2 Black			Cliff-3 White		
	Flat-1 Veneer	Flat-2 Black	Flat-3 White	Cliff-1 HPL	Cliff-2 Black	Cliff-3 White	Flat-2 Black	Flat-3 White	Flat-4 Matching

# Honey.

## Inline Diagonal Workstation Typical Position 1 with Power Fixed Worksurface



Number of Feet per Typical (MTL10 Option) "SP" Number of Starter Panels per Typical (RSP Option)



[View statement of line](#)

## Product features.

- HNY7227WT162 Fixed Desk Height worksurfaces, 29" worksurface height
- 5" Solid wood feet - oval shape
- 4 Power outlets with 1 telecom plate, see options below for telecom plate
- Ships KD
- Wire management tray attaches to worksurface top, standard in MFW White, see premium metal finish for options
- Hardwire infeed and jumpers are included in workstations

## Options.

### ACCESSORIES

- K28: Articulating Keyboard w/ Mouse - \$390
- K31-SK: Center drawer w/ skirt - \$310
- K31: Center drawer w/o skirt - \$205

### CONCEALED FLOOR POWER INFEED COVER

- PCEB: White metal finish concealed floor power infeed cover - \$150

### DELETE TOP AND WIRE TRAY

- DFP: Delete fixed top. Deduct \$1335 Veneer (W), \$1165 High Pressure Laminate (G), \$840 Thermally Fused Laminate (M) per top

### METAL FEET

- MTL10: Replace solid wood feet with metal feet, standard MFW White - \$55 ea

### PREMIUM METAL FINISH

- Specify premium metal finish. MFMB: Matte Black, MFS: Silver, MFSS: Salmon Sienna, MFSA: Surfin Aquavert, MFPS: Pistachio, MFOS: Oyster, MFNA: Navy, MFOL: Olive, MFGB: Grey Beige MFGG: Graphite Gray, MFG: Gray
- Premium metal finish for WMT Wire Management Tray - \$75 ea
- Premium metal finish for MTL10 Metal Feet - \$20 ea
- Premium metal finish for PCEB Concealed Floor Power Infeed Cover - \$35

### STARTER PANEL

- RSP: Substitute round starter panel in place of flat starter panel. Must substitute all starters, priced per starter panel - \$83 each. See HNY3555SP888

### TELECOM PLATES

- Each power unit has 1 plate. All telecom connectors sold separately.
- RJ45 (1) - \$35, RJ45 (2) - \$70, RJ45 (3) - \$105, USB (1) - \$70, USB (2) - \$140, RJ45/USB - \$105, RJ45/HDMI - \$190, HDMI/USB - \$205

### WORKSURFACE HEIGHT

- THL42: Modify worksurface height to bar height - N/C

1 Select a model w" x d" x h"	PERSON	yardage	Standard Veneer Top Upholstered Panels - COM\$		Premium Veneer Top Upholstered Panels - COM\$		High Pressure Laminate Top Upholstered Panels - COM\$		Thermally Fused Laminate Top Upholstered Panels - COM\$	
602 x 62 x 55	8	96	HNY60262FP571W	43259	"P" Option N/A	HNY60262FP571G	41899	HNY60262FP571M	39299	
528 x 62 x 55	7	84	HNY52862FP571W	37995	"P" Option N/A	HNY52862FP571G	36805	HNY52862FP571M	34530	
453 x 62 x 55	6	73	HNY45362FP571W	32731	"P" Option N/A	HNY45362FP571G	31711	HNY45362FP571M	29761	
378 x 62 x 55	5	61	HNY37862FP571W	27467	"P" Option N/A	HNY37862FP571G	26617	HNY37862FP571M	24992	
303 x 62 x 55	4	50	HNY30362FP571W	22203	"P" Option N/A	HNY30362FP571G	21523	HNY30362FP571M	20223	
228 x 62 x 55	3	38	HNY22862FP571W	16939	"P" Option N/A	HNY22862FP571G	16429	HNY22862FP571M	15454	
153 x 62 x 55	2	27	HNY15362FP571W	11675	"P" Option N/A	HNY15362FP571G	11335	HNY15362FP571M	10685	
78 x 62 x 55	1	15	HNY7862FP571W	6411	"P" Option N/A	HNY7862FP571G	6241	HNY7862FP571M	5916	

2 Select a worksurface finish <a href="#">View finish details</a>								
WWP	WBW	GEC	LW01	MEC				
PO01	WSW	GWL	LW02	MOC				
PO02	WEC	LP01	LW04	MSW				
PO03	WOW	LP02	LW05	MTW				
PO04	WNO	LF01	LW06	MWL				
PO05	WSO	LF02	LW07					
PO06		LF03						
PO07		LN01						
PO08		LA01						
PO09		LA02						

3 Select feet finish <a href="#">View finish details</a>								
WWP	WBW	WWP	WBW	WWP	WBW			
PO01	WSW	PO01	WSW	PO01	WSW			
PO02	WEC	PO02	WEC	PO02	WEC			
PO03	WOW	PO03	WOW	PO03	WOW			
PO04	WNO	PO04	WNO	PO04	WNO			
PO05	WSO	PO05	WSO	PO05	WSO			
PO06		PO06		PO06				
PO07		PO07		PO07				
PO08		PO08		PO08				
PO09		PO09		PO09				

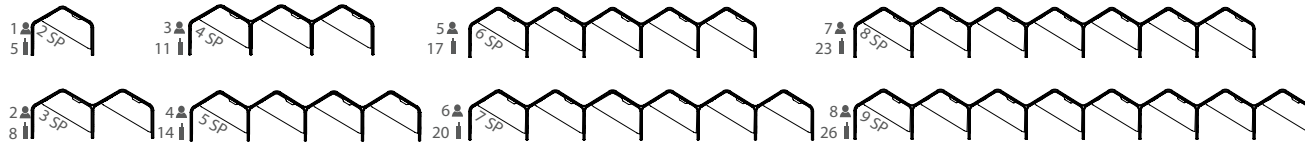
  

4 Select a edge <a href="#">View edge details</a>									
Cliff-1 Veneer	Cliff-2 Black	Cliff-3 White	Cliff-1 HPL	Cliff-2 Black	Cliff-3 White	Flat-2 Black	Flat-3 White	Flat-4 Matching	
Flat-1 Veneer	Flat-2 Black	Flat-3 White	Flat-1 HPL	Flat-2 Black	Flat-3 White				



# Honey.

Inline Diagonal Workstation Typical  
Position 2 with Height Adjustable Worksurface



Number of Feet per Typical (MTL10 Option) "SP" Number of Starter Panels per Typical (RSP Option)

1 Select a model w" x d" x h"	person	yardage	Standard Veneer Top Upholstered Panels - COM\$		Premium Veneer Top Upholstered Panels - COM\$		High Pressure Laminate Top Upholstered Panels - COM\$		Thermally Fused Laminate Top Upholstered Panels - COM\$	
602 x 62 x 55	8	96	HNY60262HA572W	58699	"P" Option N/A	HNY60262HA572G	57339	HNY60262HA572M	54739	
528 x 62 x 55	7	84	HNY52862HA572W	51505	"P" Option N/A	HNY52862HA572G	50315	HNY52862HA572M	48040	
453 x 62 x 55	6	73	HNY45362HA572W	44311	"P" Option N/A	HNY45362HA572G	43291	HNY45362HA572M	41341	
378 x 62 x 55	5	61	HNY37862HA572W	37117	"P" Option N/A	HNY37862HA572G	36267	HNY37862HA572M	34642	
303 x 62 x 55	4	50	HNY30362HA572W	29923	"P" Option N/A	HNY30362HA572G	29243	HNY30362HA572M	27943	
228 x 62 x 55	3	38	HNY22862HA572W	22729	"P" Option N/A	HNY22862HA572G	22219	HNY22862HA572M	21244	
153 x 62 x 55	2	27	HNY15362HA572W	15535	"P" Option N/A	HNY15362HA572G	15195	HNY15362HA572M	14545	
78 x 62 x 55	1	15	HNY7862HA572W	8341	"P" Option N/A	HNY7862HA572G	8171	HNY7862HA572M	7846	

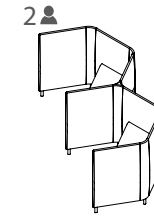
2 Select a worksurface finish <i>View finish details</i>	Standard Veneer Top		High Pressure Laminate Top		Thermally Fused Laminate Top	
	WWP	WBW	GEC	LW01	MEC	MOC
PO01	WSW	GWL	LW02	MSW	MSW	MTW
PO02	WEC	LP01	LW04	MTW	MTW	MWL
PO03	WOW	LP02	LW05	MWL	MWL	
PO04	WNO	LF01	LW06			
PO05	WSO	LF02	LW07			
PO06		LF03				
PO07		LN01				
PO08		LA01				
PO09		LA02				

3 Select feet finish <i>View finish details</i>	Standard Veneer Top		High Pressure Laminate Top		Thermally Fused Laminate Top	
	WWP	WBW	WWP	WBW	WWP	WBW
PO01	WSW	PO01	WSW	PO01	WSW	
PO02	WEC	PO02	WEC	PO02	WEC	
PO03	WOW	PO03	WOW	PO03	WOW	
PO04	WNO	PO04	WNO	PO04	WNO	
PO05	WSO	PO05	WSO	PO05	WSO	
PO06		PO06		PO06		
PO07		PO07		PO07		
PO08		PO08		PO08		
PO09		PO09		PO09		

4 Select a edge <i>View edge details</i>	Standard Veneer Top			High Pressure Laminate Top			Thermally Fused Laminate Top		
	Cliff-1 Veneer	Cliff-2 Black	Cliff-3 White	HPL	Cliff-2 Black	Cliff-3 White	Flat-2 Black	Flat-3 White	Flat-4 Matching
	Flat-1 Veneer	Flat-2 Black	Flat-3 White	Flat-1 HPL	Flat-2 Black	Flat-3 White			



[View statement of line](#)

## Product features.

- 5" Solid wood feet - oval shape, ships KD
- 4 Power outlets with 1 telecom plate, see options below for telecom plate
- Adjustable height from 27" to 47.5" with a maximum weight capacity of 275 lbs. Lift standard in MFV White, optional MFB Black
- HNY7227WT163 Height Adjustable worksurfaces are included
- Wire management tray attaches to worksurface top, standard in MFV White, see premium metal finish for options

### NOTES

- 1" Gap between worksurface and panels to drop wires below worksurface
- Metal parts include 5 year warranty
- Programmable height adjustable mechanism, motor includes 2 year warranty

## Options.

### ACCESSORIES

- K28: Articulating Keyboard w/ Mouse - \$390
- K31-SK: Center drawer w/ skirt - \$310
- K31: Center drawer w/o skirt - \$205

### CONCEALED FLOOR POWER INFEED COVER

- PCEB: White metal finish concealed floor power infeed cover - \$150

### DELETE TOP AND WIRE TRAY

- DHAT: Delete height adjustable top. Deduct \$3265 Veneer(W), \$3095 High Pressure Laminate(G), \$2770 Thermally Fused Laminate(M) per top

### METAL FEET

- MTL10: Replace solid wood feet with metal feet, standard MFV White - \$55 ea

### PREMIUM METAL FINISH

- Specify premium metal finish. MFMB: Matte Black, MFS: Silver, MFSS: Salmon Sienna, MFSA: Surfing Aquavert, MFPS: Pistachio, MFOS: Oyster, MFNA: Navy, MFOL: Olive, MFGB: Grey Beige MFGG: Graphite Gray, MFG: Gray
- Premium metal finish for WMT Wire Management Tray - \$75 ea
- Premium metal finish for MTL10 Metal Feet - \$20 ea
- Premium metal finish for PCEB Concealed Floor Power Infeed Cover - \$35

### STARTER PANEL

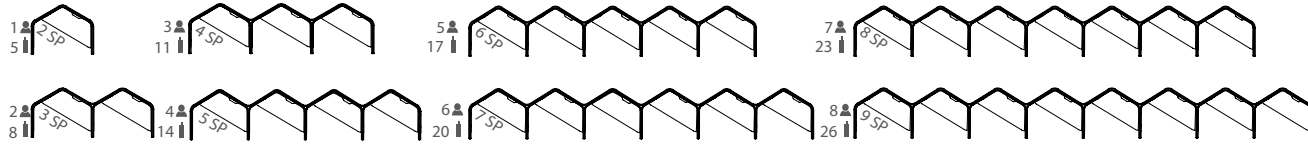
- RSP: Substitute round starter panel in place of flat starter panel. Must substitute all starters, priced per starter panel - \$83 each. See HNY3555SP888

### TELECOM PLATES

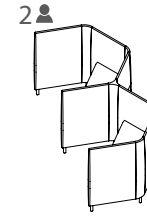
- Each power unit has 1 plate. All telecom connectors sold separately.
- RJ45 (1) - \$35, RJ45 (2) - \$70, RJ45 (3) - \$105, USB (1) - \$70, USB (2) - \$140, RJ45/USB - \$105, RJ45/HDMI - \$190, HDMI/USB - \$205

# Honey.

## Inline Diagonal Workstation Typical Position 2 with Fixed Worksurface



Number of Feet per Typical (MTL10 Option) "SP" Number of Starter Panels per Typical (RSP Option)



[View statement of line](#)

## Product features.

- 5" Solid wood feet - oval shape
- HNY7227WT162 Fixed Desk Height worksurfaces, 29" worksurface height
- Ships KD

## Options.

### ACCESSORIES

- K28: Articulating Keyboard w/ Mouse - \$390
- K31-SK: Center drawer w/ skirt - \$310
- K31: Center drawer w/o skirt - \$205

### CONCEALED FLOOR POWER INFEED COVER

- PCEB: White metal finish concealed floor power infeed cover - \$150

### DELETE TOP

- DFT: Delete fixed top. Deduct \$1125 Veneer(W), \$955 High Pressure Laminate (G), \$630 Thermally Fused Laminate (M) per top

### METAL FEET

- MTL10: Replace solid wood feet with metal feet, standard MFW White - \$55 ea

### PREMIUM METAL FINISH

- Specify premium metal finish. MFMB: Matte Black, MFS: Silver, MFSS: Salmon Sienna, MFSA: Surfing Aquavert, MFPS: Pistachio, MFOS: Oyster, MFNA: Navy, MFOL: Olive, MFGB: Grey Beige MFGG: Graphite Gray, MFG: Gray
- Premium metal finish for WMT Wire Management Tray - \$75 ea
- Premium metal finish for MTL10 Metal Feet - \$20 ea
- Premium metal finish for PCEB Concealed Floor Power Infeed Cover - \$35

### STARTER PANEL

- RSP: Substitute round starter panel in place of flat starter panel. Must substitute all starters, priced per starter panel - \$83 each. See HNY3555SP888

### WORKSURFACE HEIGHT

- Modify worksurface height to bar height.
- THL-42: Position worksurface at bar height - N/C

### WIRE TRAY

- WMT: Wire metal tray. Mounts under top and comes standard in MFW White - \$210

1 Select a model w" x d" x h"	person	yardage	Standard Veneer Top Upholstered Panels - COM\$		Premium Veneer Top Upholstered Panels - COM\$		High Pressure Laminate Top Upholstered Panels - COM\$		Thermally Fused Laminate Top Upholstered Panels - COM\$	
602 x 62 x 55	8	96	HNY60262FT572W	38505	"P" Option N/A	HNY60262FT572G	37145	HNY60262FT572M	34545	
528 x 62 x 55	7	84	HNY52862FT572W	33839	"P" Option N/A	HNY52862FT572G	32649	HNY52862FT572M	30374	
453 x 62 x 55	6	73	HNY45362FT572W	29173	"P" Option N/A	HNY45362FT572G	28153	HNY45362FT572M	26203	
378 x 62 x 55	5	61	HNY37862FT572W	24507	"P" Option N/A	HNY37862FT572G	23657	HNY37862FT572M	22032	
303 x 62 x 55	4	50	HNY30362FT572W	19841	"P" Option N/A	HNY30362FT572G	19161	HNY30362FT572M	17861	
228 x 62 x 55	3	38	HNY22862FT572W	15175	"P" Option N/A	HNY22862FT572G	14665	HNY22862FT572M	13690	
153 x 62 x 55	2	27	HNY15362FT572W	10509	"P" Option N/A	HNY15362FT572G	10169	HNY15362FT572M	9519	
78 x 62 x 55	1	15	HNY7862FT572W	5843	"P" Option N/A	HNY7862FT572G	5673	HNY7862FT572M	5348	

2 Select a worksurface finish <a href="#">View finish details</a>	WWP	WBW	GEC	LW01	MEC
PO01	WSW		GWL	LW02	MOC
PO02	WEC		LP01	LW04	MSW
PO03	WOW		LP02	LW05	MTW
PO04	WNO		LF01	LW06	MWL
PO05	WSO		LF02	LW07	
PO06			LF03		
PO07			LN01		
PO08			LA01		
PO09			LA02		

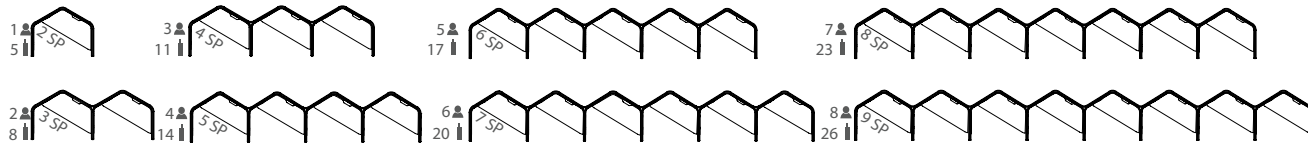
3 Select feet finish <a href="#">View finish details</a>	WWP	WBW	WWP	WBW	WWP	WBW
PO01	WSW		PO01	WSW	PO01	WSW
PO02	WEC		PO02	WEC	PO02	WEC
PO03	WOW		PO03	WOW	PO03	WOW
PO04	WNO		PO04	WNO	PO04	WNO
PO05	WSO		PO05	WSO	PO05	WSO
PO06			PO06		PO06	
PO07			PO07		PO07	
PO08			PO08		PO08	
PO09			PO09		PO09	


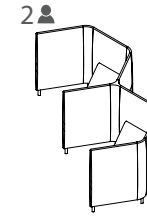
4 Select an edge <a href="#">View edge details</a>	Cliff-1 Veneer	Cliff-2 Black	Cliff-3 White	Cliff-1 HPL	Cliff-2 Black	Cliff-3 White	Flat-2 Black	Flat-3 White	Flat-4 Matching	Flat-1 Veneer	Flat-2 Black	Flat-3 White

# Honey.

## Inline Diagonal Workstation Typical Position 2 with Power Fixed Worksurface



Number of Feet per Typical (MTL10 Option) "SP" Number of Starter Panels per Typical (RSP Option)



[View statement of line](#)

## Product features.

- HNY7227WT162 Fixed Desk Height worksurfaces, 29" worksurface height
- 5" Solid wood feet - oval shape
- 4 Power outlets with 1 telecom plate, see options below for telecom plate
- Ships KD
- Wire management tray attaches to worksurface top, standard in MFW White, see premium metal finish for options
- Hardwire infeed and jumpers are included in workstations

## Options.

### ACCESSORIES

- K28: Articulating Keyboard w/ Mouse - \$390
- K31-SK: Center drawer w/ skirt - \$310
- K31: Center drawer w/o skirt - \$205

### CONCEALED FLOOR POWER INFEED COVER

- PCEB: White metal finish concealed floor power infeed cover - \$150

### DELETE TOP AND WIRE TRAY

- DFP: Delete fixed top. Deduct \$1335 Veneer (W), \$1165 High Pressure Laminate (G), \$840 Thermally Fused Laminate (M) per top

### METAL FEET

- MTL10: Replace solid wood feet with metal feet, standard MFW White - \$55 ea

### PREMIUM METAL FINISH

- Specify premium metal finish. MFMB: Matte Black, MFS: Silver, MFSS: Salmon Sienna, MFSA: Surfin Aquavert, MFPS: Pistachio, MFOS: Oyster, MFNA: Navy, MFOL: Olive, MFGB: Grey Beige MFGG: Graphite Gray, MFG: Gray
- Premium metal finish for WMT Wire Management Tray - \$75 ea
- Premium metal finish for MTL10 Metal Feet - \$20 ea
- Premium metal finish for PCEB Concealed Floor Power Infeed Cover - \$35

### STARTER PANEL

- RSP: Substitute round starter panel in place of flat starter panel. Must substitute all starters, priced per starter panel - \$83 each. See HNY3555SP888

### TELECOM PLATES

- Each power unit has 1 plate. All telecom connectors sold separately.
- RJ45 (1) - \$35, RJ45 (2) - \$70, RJ45 (3) - \$105, USB (1) - \$70, USB (2) - \$140, RJ45/USB - \$105, RJ45/HDMI - \$190, HDMI/USB - \$205

### WORKSURFACE HEIGHT

- THL42: Modify worksurface height to bar height - N/C

1 Select a model w" x d" x h"	PERSON	yardage	Standard Veneer Top Upholstered Panels - COM\$		Premium Veneer Top Upholstered Panels - COM\$		High Pressure Laminate Top Upholstered Panels - COM\$		Thermally Fused Laminate Top Upholstered Panels - COM\$	
602 x 62 x 55	8	96	HNY60262FP572W	43259	"P" Option N/A	HNY60262FP572G	41899	HNY60262FP572M	39299	
528 x 62 x 55	7	84	HNY52862FP572W	37995	"P" Option N/A	HNY52862FP572G	36805	HNY52862FP572M	34530	
453 x 62 x 55	6	73	HNY45362FP572W	32731	"P" Option N/A	HNY45362FP572G	31711	HNY45362FP572M	29761	
378 x 62 x 55	5	61	HNY37862FP572W	27467	"P" Option N/A	HNY37862FP572G	26617	HNY37862FP572M	24992	
303 x 62 x 55	4	50	HNY30362FP572W	22203	"P" Option N/A	HNY30362FP572G	21523	HNY30362FP572M	20223	
228 x 62 x 55	3	38	HNY22862FP572W	16939	"P" Option N/A	HNY22862FP572G	16429	HNY22862FP572M	15454	
153 x 62 x 55	2	27	HNY15362FP572W	11675	"P" Option N/A	HNY15362FP572G	11335	HNY15362FP572M	10685	
78 x 62 x 55	1	15	HNY7862FP572W	6411	"P" Option N/A	HNY7862FP572G	6241	HNY7862FP572M	5916	

2 Select a worksurface finish <a href="#">View finish details</a>								
WWP	WBW	GEC	LW01	MEC				
PO01	WSW	GWL	LW02	MOC				
PO02	WEC	LP01	LW04	MSW				
PO03	WOW	LP02	LW05	MTW				
PO04	WNO	LF01	LW06	MWL				
PO05	WSO	LF02	LW07					
PO06		LF03						
PO07		LN01						
PO08		LA01						
PO09		LA02						

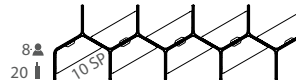
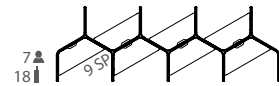
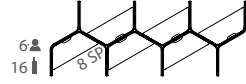
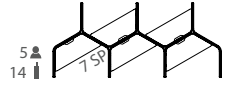
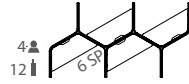
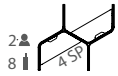
3 Select feet finish <a href="#">View finish details</a>								
WWP	WBW	WWP	WBW	WWP	WBW			
PO01	WSW	PO01	WSW	PO01	WSW			
PO02	WEC	PO02	WEC	PO02	WEC			
PO03	WOW	PO03	WOW	PO03	WOW			
PO04	WNO	PO04	WNO	PO04	WNO			
PO05	WSO	PO05	WSO	PO05	WSO			
PO06		PO06		PO06				
PO07		PO07		PO07				
PO08		PO08		PO08				
PO09		PO09		PO09				

4 Select an edge <a href="#">View edge details</a>									
Cliff-1 Veneer	Cliff-2 Black	Cliff-3 White	Cliff-1 HPL	Cliff-2 Black	Cliff-3 White	Flat-2 Black	Flat-3 White	Flat-4 Matching	
Flat-1 Veneer	Flat-2 Black	Flat-3 White	Flat-1 HPL	Flat-2 Black	Flat-3 White				


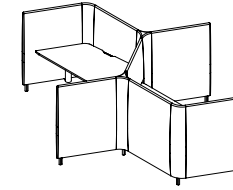
# Honey.

Facing Diagonal Workstation Typical  
Position 1 with Height Adjustable Worksurface



Number of Feet per Typical (MTL10 Option) "SP" Number of Starter Panels per Typical (RSP Option)

2



[View statement of line](#)

## Product features.

- 5" Solid wood feet - oval shape, ships KD
- 4 Power outlets with 1 telecom plate, see options below for telecom plate
- Adjustable height from 27" to 47.5" with a maximum weight capacity of 275 lbs. Lift standard in MFW White, optional MFB Black
- HNY7227WT163 Height Adjustable worksurfaces are included
- Wire management tray attaches to worksurface top, standard in MFW White, see premium metal finish for options

### NOTES

- 1" Gap between worksurface and panels to drop wires below worksurface
- Metal parts include 5 year warranty
- Programmable height adjustable mechanism, motor includes 2 year warranty

## Options.

### ACCESSORIES

- K28: Articulating Keyboard w/ Mouse - \$390
- K31-SK: Center drawer w/ skirt - \$310
- K31: Center drawer w/o skirt - \$205

### CONCEALED FLOOR POWER INFEED COVER

- PCEB: White metal finish concealed floor power infeed cover - \$150

### DELETE TOP AND WIRE TRAY

- DHAT: Delete height adjustable top. Deduct \$3265 Veneer(W), \$3095 High Pressure Laminate(G), \$2770 Thermally Fused Laminate(M) per top

### METAL FEET

- MTL10: Replace solid wood feet with metal feet, standard MFW White - \$55 ea

### PREMIUM METAL FINISH

- Specify premium metal finish. MFMB: Matte Black, MFS: Silver, MFSS: Salmon Sienna, MFSA: Surfing Aquavert, MFPS: Pistachio, MFOS: Oyster, MFNA: Navy, MFOL: Olive, MFGB: Grey Beige MFGG: Graphite Gray, MFG: Gray
- Premium metal finish for WMT Wire Management Tray - \$75 ea
- Premium metal finish for MTL10 Metal Feet - \$20 ea
- Premium metal finish for PCEB Concealed Floor Power Infeed Cover - \$35

### STARTER PANEL

- RSP: Substitute round starter panel in place of flat starter panel. Must substitute all starters, priced per starter panel - \$83 each. See HNY3555SP888

### TELECOM PLATES

- Each power unit has 1 plate. All telecom connectors sold separately.
- RJ45 (1) - \$35, RJ45 (2) - \$70, RJ45 (3) - \$105, USB (1) - \$70, USB (2) - \$140, RJ45/USB - \$105, RJ45/HDMI - \$190, HDMI/USB - \$205

1 Select a model w" x d" x h"	PERSON	yardage	Standard Veneer Top Upholstered Panels - COM\$		Premium Veneer Top Upholstered Panels - COM\$		High Pressure Laminate Top Upholstered Panels - COM\$		Thermally Fused Laminate Top Upholstered Panels - COM\$	
340 x 101 x 55	8	71	HNY340101HA573W	49403	"P" Option N/A	HNY340101HA573G	48043	HNY340101HA573M	45443	
303 x 101 x 55	7	64	HNY303101HA573W	43529	"P" Option N/A	HNY303101HA573G	42339	HNY303101HA573M	40064	
265 x 101 x 55	6	56	HNY265101HA573W	37974	"P" Option N/A	HNY265101HA573G	36954	HNY265101HA573M	35004	
228 x 101 x 55	5	49	HNY228101HA573W	32100	"P" Option N/A	HNY228101HA573G	31250	HNY228101HA573M	29625	
191 x 101 x 55	4	41	HNY191101HA573W	26545	"P" Option N/A	HNY191101HA573G	25865	HNY191101HA573M	24565	
153 x 101 x 55	3	34	HNY153101HA573W	20671	"P" Option N/A	HNY153101HA573G	20161	HNY153101HA573M	19186	
116 x 101 x 55	2	26	HNY116101HA573W	15116	"P" Option N/A	HNY116101HA573G	14776	HNY116101HA573M	14126	

2 Select a worksurface finish <a href="#">View finish details</a>	WWP	WBW	GEC	LW01	MEC
PO01	WSW		GWL	LW02	MOC
PO02	WEC		LP01	LW04	MSW
PO03	WOW		LP02	LW05	MTW
PO04	WNO		LF01	LW06	MWL
PO05	WSO		LF02	LW07	
PO06			LF03		
PO07			LN01		
PO08			LA01		
PO09			LA02		

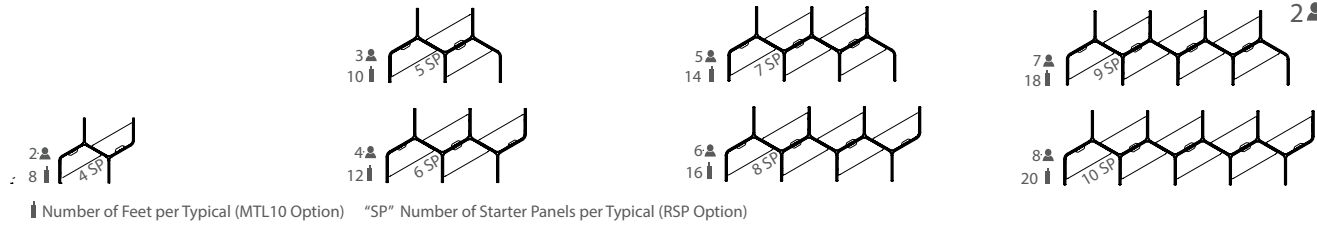
3 Select feet finish <a href="#">View finish details</a>	WWP	WBW	WWP	WBW	WWP	WBW
PO01	WSW		PO01	WSW	PO01	WSW
PO02	WEC		PO02	WEC	PO02	WEC
PO03	WOW		PO03	WOW	PO03	WOW
PO04	WNO		PO04	WNO	PO04	WNO
PO05	WSO		PO05	WSO	PO05	WSO
PO06			PO06		PO06	
PO07			PO07		PO07	
PO08			PO08		PO08	
PO09			PO09		PO09	


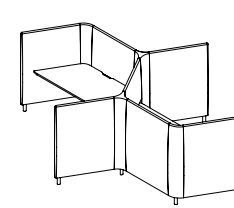
4 Select a edge <a href="#">View edge details</a>	Cliff-1 Veneer	Cliff-2 Black	Cliff-3 White	Cliff-1 HPL	Cliff-2 Black	Cliff-3 White	Flat-2 Black	Flat-3 White	Flat-4 Matching	Flat-1 Veneer	Flat-2 Black	Flat-3 White

# Honey.

## Facing Diagonal Workstation Typical Position 1 Desk with Fixed Worksurface



Number of Feet per Typical (MTL10 Option) "SP" Number of Starter Panels per Typical (RSP Option)



[View statement of line](#)

### Product features.

- 5" Solid wood feet - oval shape
- HNY7227WT162 Fixed Desk Height worksurfaces, 29" worksurface height
- Ships KD

### Options.

#### ACCESSORIES

- K28: Articulating Keyboard w/ Mouse - \$390
- K31-SK: Center drawer w/ skirt - \$310
- K31: Center drawer w/o skirt - \$205

#### CONCEALED FLOOR POWER INFEED COVER

- PCEB: White metal finish concealed floor power infeed cover - \$150

#### DELETE TOP

- DFT: Delete fixed top. Deduct \$1125 Veneer(W), \$955 High Pressure Laminate (G), \$630 Thermally Fused Laminate (M) per top

#### METAL FEET

- MTL10: Replace soild wood feet with metal feet, standard MFW White - \$55 ea

#### PREMIUM METAL FINISH

- Specify premium metal finish. MFMB: Matte Black, MFS: Silver, MFSS: Salmon Sienna, MFSA: Surfin Aquavert, MFPS: Pistachio, MFOS: Oyster, MFNA: Navy, MFOL: Olive, MFGB: Grey Beige MFGG: Graphite Gray, MFG: Gray
- Premium metal finish for WMT Wire Management Tray - \$75 ea
- Premium metal finish for MTL10 Metal Feet - \$20 ea
- Premium metal finish for PCEB Concealed Floor Power Infeed Cover - \$35

#### STARTER PANEL

- RSP: Substitute round starter panel in place of flat starter panel. Must substitute all starters, priced per starter panel - \$83 each. See HNY3555SP888

#### WORKSURFACE HEIGHT

- Modify worksurface height to bar height.
- THL-42: Position worksurface at bar height - N/C

#### WIRE TRAY

- WMT: Wire metal tray. Mounts under top and comes standard in MFW White - \$210

1 Select a model w" x d" x h"	PERSON	yardage	Standard Veneer Top Upholstered Panels - COM\$		Premium Veneer Top Upholstered Panels - COM\$		High Pressure Laminate Top Upholstered Panels - COM\$		Thermally Fused Laminate Top Upholstered Panels - COM\$	
340 x 101 x 55	8	71	HNY340101FT573W	30166	"P" Option N/A	HNY340101FT573G	28806	HNY340101FT573M	26206	
303 x 101 x 55	7	64	HNY303101FT573W	26820	"P" Option N/A	HNY303101FT573G	25630	HNY303101FT573M	23355	
265 x 101 x 55	6	56	HNY265101FT573W	23474	"P" Option N/A	HNY265101FT573G	22454	HNY265101FT573M	20504	
228 x 101 x 55	5	49	HNY228101FT573W	20128	"P" Option N/A	HNY228101FT573G	19278	HNY228101FT573M	17653	
191 x 101 x 55	4	41	HNY191101FT573W	16782	"P" Option N/A	HNY191101FT573G	16102	HNY191101FT573M	14802	
153 x 101 x 55	3	34	HNY153101FT573W	13436	"P" Option N/A	HNY153101FT573G	12926	HNY153101FT573M	11951	
116 x 101 x 55	2	26	HNY116101FT573W	10090	"P" Option N/A	HNY116101FT573G	9750	HNY116101FT573M	9100	

2 Select a worksurface finish <a href="#">View finish details</a>								
WWP	WBW	GEC	LW01	MEC				
PO01	WSW	GWL	LW02	MOC				
PO02	WEC	LP01	LW04	MSW				
PO03	WOW	LP02	LW05	MTW				
PO04	WNO	LF01	LW06	MWL				
PO05	WSO	LF02	LW07					
PO06		LF03						
PO07		LN01						
PO08		LA01						
PO09		LA02						

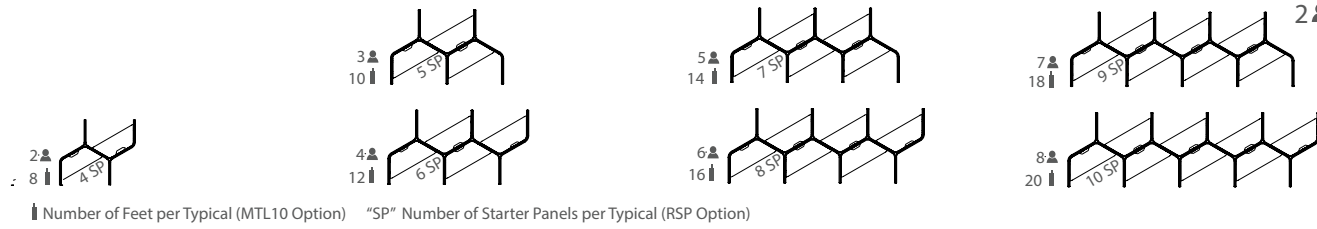
3 Select feet finish <a href="#">View finish details</a>								
WWP	WBW	WWP	WBW	WWP	WBW			
PO01	WSW	PO01	WSW	PO01	WSW			
PO02	WEC	PO02	WEC	PO02	WEC			
PO03	WOW	PO03	WOW	PO03	WOW			
PO04	WNO	PO04	WNO	PO04	WNO			
PO05	WSO	PO05	WSO	PO05	WSO			
PO06		PO06		PO06				
PO07		PO07		PO07				
PO08		PO08		PO08				
PO09		PO09		PO09				


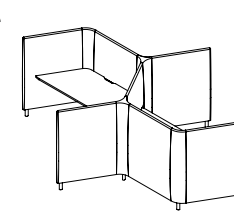
4 Select a edge <a href="#">View edge details</a>									
Cliff-1 Veneer	Cliff-2 Black	Cliff-3 White	Cliff-1 HPL	Cliff-2 Black	Cliff-3 White	Flat-2 Black	Flat-3 White	Flat-4 Matching	
Flat-1 Veneer	Flat-2 Black	Flat-3 White	Flat-1 HPL	Flat-2 Black	Flat-3 White				

# Honey.

## Facing Diagonal Workstation Typical Position 1 Desk with Power Fixed Worksurface



MTL10: Number of Feet per Typical (MTL10 Option) "SP" Number of Starter Panels per Typical (RSP Option)



[View statement of line](#)

### Product features.

- HNY7227WT162 Fixed Desk Height worksurfaces, 29" worksurface height
- 5" Solid wood feet - oval shape
- 4 Power outlets with 1 telecom plate, see options below for telecom plate
- Ships KD
- Wire management tray attaches to worksurface top, standard in MFW White, see premium metal finish for options
- Hardwire infeed and jumpers are included in workstations

### Options.

#### ACCESSORIES

- K28: Articulating Keyboard w/ Mouse - \$390
- K31-SK: Center drawer w/ skirt - \$310
- K31: Center drawer w/o skirt - \$205

#### CONCEALED FLOOR POWER INFEED COVER

- PCEB: White metal finish concealed floor power infeed cover - \$150

#### DELETE TOP AND WIRE TRAY

- DFP: Delete fixed top. Deduct \$1335 Veneer (W), \$1165 High Pressure Laminate (G), \$840 Thermally Fused Laminate (M) per top

#### METAL FEET

- MTL10: Replace solid wood feet with metal feet, standard MFW White - \$55 ea

#### PREMIUM METAL FINISH

- Specify premium metal finish. MFMB: Matte Black, MFS: Silver, MFSS: Salmon Sienna, MFSA: Surfin Aquavert, MFPS: Pistachio, MFOS: Oyster, MFNA: Navy, MFOL: Olive, MFGB: Grey Beige MFGG: Graphite Gray, MFG: Gray
- Premium metal finish for WMT Wire Management Tray - \$75 ea
- Premium metal finish for MTL10 Metal Feet - \$20 ea
- Premium metal finish for PCEB Concealed Floor Power Infeed Cover - \$35

#### STARTER PANEL

- RSP: Substitute round starter panel in place of flat starter panel. Must substitute all starters, priced per starter panel - \$83 each. See HNY3555SP888

#### TELECOM PLATES

- Each power unit has 1 plate. All telecom connectors sold separately.
- RJ45 (1) - \$35, RJ45 (2) - \$70, RJ45 (3) - \$105, USB (1) - \$70, USB (2) - \$140, RJ45/USB - \$105, RJ45/HDMI - \$190, HDMI/USB - \$205

#### WORKSURFACE HEIGHT

- THL42: Modify worksurface height to bar height - N/C

1 Select a model w" x d" x h"	PERSON	HEIGHT	Standard Veneer Top Upholstered Panels - COM\$		Premium Veneer Top Upholstered Panels - COM\$		High Pressure Laminate Top Upholstered Panels - COM\$		Thermally Fused Laminate Top Upholstered Panels - COM\$	
			WVP	WBW	WVP	WBW	GEC	LW01	MEC	WVP
340 x 101 x 55	8	71	HNY340101FP573W	33963	"P" Option N/A	HNY340101FP573G	32603	HNY340101FP573M	30003	
303 x 101 x 55	7	64	HNY303101FP573W	30019	"P" Option N/A	HNY303101FP573G	28829	HNY303101FP573M	26554	
265 x 101 x 55	6	56	HNY265101FP573W	26394	"P" Option N/A	HNY265101FP573G	25374	HNY265101FP573M	23424	
228 x 101 x 55	5	49	HNY228101FP573W	22450	"P" Option N/A	HNY228101FP573G	21600	HNY228101FP573M	19975	
191 x 101 x 55	4	41	HNY191101FP573W	18825	"P" Option N/A	HNY191101FP573G	18145	HNY191101FP573M	16845	
153 x 101 x 55	3	34	HNY153101FP573W	14881	"P" Option N/A	HNY153101FP573G	14371	HNY153101FP573M	13396	
116 x 101 x 55	2	26	HNY116101FP573W	11256	"P" Option N/A	HNY116101FP573G	10916	HNY116101FP573M	10266	

2 Select a worksurface finish <a href="#">View finish details</a>	Standard Veneer Top		High Pressure Laminate Top		Thermally Fused Laminate Top	
	WVP	WBW	GEC	LW01	MEC	WVP
PO01	WSW	WSW	GWL	LW02	MOC	
PO02	WEC	WEC	LP01	LW04	MSW	
PO03	WOW	WOW	LP02	LW05	MTW	
PO04	WNO	WNO	LF01	LW06	MWL	
PO05	WSO	WSO	LF02	LW07		
PO06			LF03			
PO07			LN01			
PO08			LA01			
PO09			LA02			

3 Select feet finish <a href="#">View finish details</a>	Standard Veneer Top		High Pressure Laminate Top		Thermally Fused Laminate Top	
	WVP	WBW	WVP	WBW	WVP	WBW
PO01	WSW	WSW	PO01	WSW	PO01	WSW
PO02	WEC	WEC	PO02	WEC	PO02	WEC
PO03	WOW	WOW	PO03	WOW	PO03	WOW
PO04	WNO	WNO	PO04	WNO	PO04	WNO
PO05	WSO	WSO	PO05	WSO	PO05	WSO
PO06			PO06		PO06	
PO07			PO07		PO07	
PO08			PO08		PO08	
PO09			PO09		PO09	

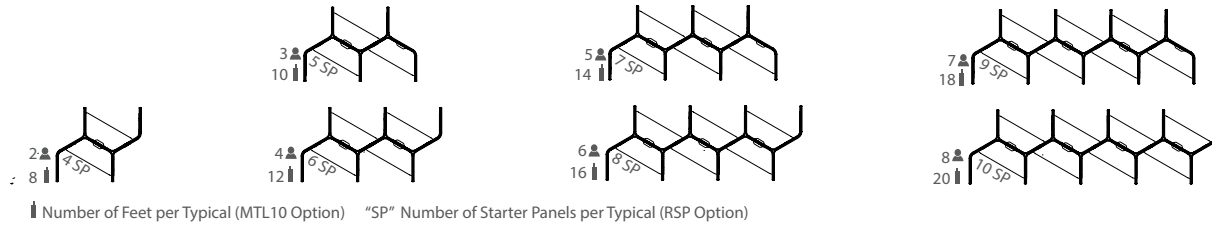
  

4 Select an edge <a href="#">View edge details</a>	Standard Veneer Top			High Pressure Laminate Top			Thermally Fused Laminate Top		
	Cliff-1 Veneer	Cliff-2 Black	Cliff-3 White	Cliff-1 HPL	Cliff-2 Black	Cliff-3 White	Flat-2 Black	Flat-3 White	Flat-4 Matching
	Flat-1 Veneer	Flat-2 Black	Flat-3 White	Flat-1 HPL	Flat-2 Black	Flat-3 White			


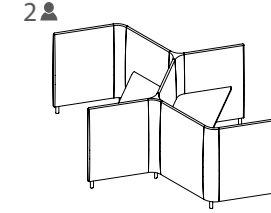


# Honey.

## Facing Diagonal Workstation Typical Position 2 Desk with Height Adjustable Worksurface



Number of Feet per Typical (MTL10 Option) "SP" Number of Starter Panels per Typical (RSP Option)



[View statement of line](#)

## Product features.

- 5" Solid wood feet - oval shape, ships KD
- 4 Power outlets with 1 telecom plate, see options below for telecom plate
- Adjustable height from 27" to 47.5" with a maximum weight capacity of 275 lbs. Lift standard in MFW White, optional MFB Black
- HNY7227WT163 Height Adjustable worksurfaces are included
- Wire management tray attaches to worksurface top, standard in MFW White, see premium metal finish for options

### NOTES

- 1" Gap between worksurface and panels to drop wires below worksurface
- Metal parts include 5 year warranty
- Programmable height adjustable mechanism, motor includes 2 year warranty

## Options.

### ACCESSORIES

- K28: Articulating Keyboard w/ Mouse - \$390
- K31-SK: Center drawer w/ skirt - \$310
- K31: Center drawer w/o skirt - \$205

### CONCEALED FLOOR POWER INFEED COVER

- PCEB: White metal finish concealed floor power infeed cover - \$150

### DELETE TOP AND WIRE TRAY

- DHAT: Delete height adjustable top. Deduct \$3265 Veneer(W), \$3095 High Pressure Laminate(G), \$2770 Thermally Fused Laminate(M) per top

### METAL FEET

- MTL10: Replace solid wood feet with metal feet, standard MFW White - \$55 ea

### PREMIUM METAL FINISH

- Specify premium metal finish. MFMB: Matte Black, MFS: Silver, MFSS: Salmon Sienna, MFSA: Surfing Aquavert, MFPS: Pistachio, MFOS: Oyster, MFNA: Navy, MFOL: Olive, MFGB: Grey Beige MFGG: Graphite Gray, MFG: Gray
- Premium metal finish for WMT Wire Management Tray - \$75 ea
- Premium metal finish for MTL10 Metal Feet - \$20 ea
- Premium metal finish for PCEB Concealed Floor Power Infeed Cover - \$35

### STARTER PANEL

- RSP: Substitute round starter panel in place of flat starter panel. Must substitute all starters, priced per starter panel - \$83 each. See HNY3555SP888

### TELECOM PLATES

- Each power unit has 1 plate. All telecom connectors sold separately.
- RJ45 (1) - \$35, RJ45 (2) - \$70, RJ45 (3) - \$105, USB (1) - \$70, USB (2) - \$140, RJ45/USB - \$105, RJ45/HDMI - \$190, HDMI/USB - \$205

1 Select a model w" x d" x h"	PERSON	yardage	Standard Veneer Top Upholstered Panels - COM\$		Premium Veneer Top Upholstered Panels - COM\$		High Pressure Laminate Top Upholstered Panels - COM\$		Thermally Fused Laminate Top Upholstered Panels - COM\$	
340 x 101 x 55	8	71	HNY340101HA574W	49134	"P" Option N/A	HNY340101HA574G	47774	HNY340101HA574M	45174	
303 x 101 x 55	7	64	HNY303101HA574W	43579	"P" Option N/A	HNY303101HA574G	42389	HNY303101HA574M	40114	
265 x 101 x 55	6	56	HNY265101HA574W	37705	"P" Option N/A	HNY265101HA574G	36685	HNY265101HA574M	34735	
228 x 101 x 55	5	49	HNY228101HA574W	32150	"P" Option N/A	HNY228101HA574G	31300	HNY228101HA574M	29675	
191 x 101 x 55	4	41	HNY191101HA574W	26276	"P" Option N/A	HNY191101HA574G	25596	HNY191101HA574M	24296	
153 x 101 x 55	3	34	HNY153101HA574W	20721	"P" Option N/A	HNY153101HA574G	20211	HNY153101HA574M	19236	
116 x 101 x 55	2	26	HNY116101HA574W	14847	"P" Option N/A	HNY116101HA574G	14507	HNY116101HA574M	13857	

2 Select a worksurface finish <a href="#">View finish details</a>						
WWP	WBW	GEC	LW01	MEC		
PO01	WSW	GWL	LW02	MOC		
PO02	WEC	LP01	LW04	MSW		
PO03	WOW	LP02	LW05	MTW		
PO04	WNO	LF01	LW06	MWL		
PO05	WSO	LF02	LW07			
PO06		LF03				
PO07		LN01				
PO08		LA01				
PO09		LA02				

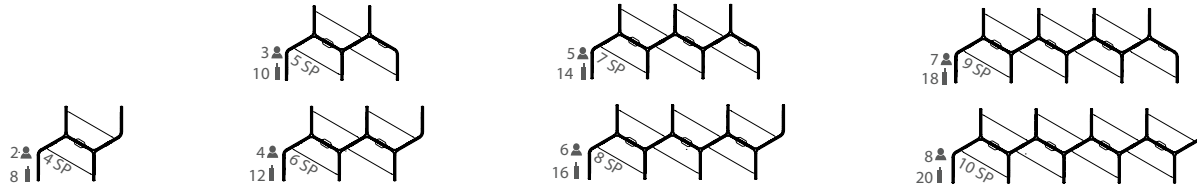
3 Select feet finish <a href="#">View finish details</a>						
WWP	WBW	WWP	WBW	WWP	WBW	
PO01	WSW	PO01	WSW	PO01	WSW	
PO02	WEC	PO02	WEC	PO02	WEC	
PO03	WOW	PO03	WOW	PO03	WOW	
PO04	WNO	PO04	WNO	PO04	WNO	
PO05	WSO	PO05	WSO	PO05	WSO	
PO06		PO06		PO06		
PO07		PO07		PO07		
PO08		PO08		PO08		
PO09		PO09		PO09		

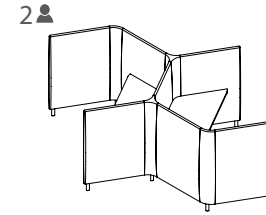
4 Select a edge <a href="#">View edge details</a>									
Cliff-1 Veneer	Cliff-2 Black	Cliff-3 White	Cliff-1 HPL	Cliff-2 Black	Cliff-3 White	Flat-2 Black	Flat-3 White	Flat-4 Matching	
Flat-1 Veneer	Flat-2 Black	Flat-3 White	Flat-1 HPL	Flat-2 Black	Flat-3 White				

# Honey.

## Facing Diagonal Workstation Typical Position 2 Desk with Fixed Worksurface



Number of Feet per Typical (MTL10 Option) "SP" Number of Starter Panels per Typical (RSP Option)



[View statement of line](#)

### Product features.

- 5" Solid wood feet - oval shape
- HNY7227WT162 Fixed Desk Height worksurfaces, 29" worksurface height
- Ships KD

### Options.

#### ACCESSORIES

- K28: Articulating Keyboard w/ Mouse - \$390
- K31-SK: Center drawer w/ skirt - \$310
- K31: Center drawer w/o skirt - \$205

#### CONCEALED FLOOR POWER INFEED COVER

- PCEB: White metal finish concealed floor power infeed cover - \$150

#### DELETE TOP

- DFT: Delete fixed top. Deduct \$1125 Veneer(W), \$955 High Pressure Laminate (G), \$630 Thermally Fused Laminate (M) per top

#### METAL FEET

- MTL10: Replace solid wood feet with metal feet, standard MFW White - \$55 ea

#### PREMIUM METAL FINISH

- Specify premium metal finish. MFMB: Matte Black, MFS: Silver, MFSS: Salmon Sienna, MFSA: Surfing Aquavert, MFPS: Pistachio, MFOS: Oyster, MFNA: Navy, MFOL: Olive, MFGB: Grey Beige MFGG: Graphite Gray, MFG: Gray
- Premium metal finish for WMT Wire Management Tray - \$75 ea
- Premium metal finish for MTL10 Metal Feet - \$20 ea
- Premium metal finish for PCEB Concealed Floor Power Infeed Cover - \$35

#### STARTER PANEL

- RSP: Substitute round starter panel in place of flat starter panel. Must substitute all starters, priced per starter panel - \$83 each. See HNY3555SP888

#### WORKSURFACE HEIGHT

- Modify worksurface height to bar height.
- THL-42: Position worksurface at bar height - N/C

#### WIRE TRAY

- WMT: Wire metal tray. Mounts under top and comes standard in MFW White - \$210

1 Select a model w" x d" x h"	PERSON	yardage	Standard Veneer Top Upholstered Panels - COM\$		Premium Veneer Top Upholstered Panels - COM\$		High Pressure Laminate Top Upholstered Panels - COM\$		Thermally Fused Laminate Top Upholstered Panels - COM\$	
340 x 101 x 55	8	71	HNY340101FT574W	30166	"P" Option N/A	HNY340101FT574G	28806	HNY340101FT574M	26206	
303 x 101 x 55	7	64	HNY303101FT574W	26820	"P" Option N/A	HNY303101FT574G	25630	HNY303101FT574M	23355	
265 x 101 x 55	6	56	HNY265101FT574W	23474	"P" Option N/A	HNY265101FT574G	22454	HNY265101FT574M	20504	
228 x 101 x 55	5	49	HNY228101FT574W	20128	"P" Option N/A	HNY228101FT574G	19278	HNY228101FT574M	17653	
191 x 101 x 55	4	41	HNY191101FT574W	16782	"P" Option N/A	HNY191101FT574G	16102	HNY191101FT574M	14802	
153 x 101 x 55	3	34	HNY153101FT574W	13436	"P" Option N/A	HNY153101FT574G	12926	HNY153101FT574M	11951	
116 x 101 x 55	2	26	HNY116101FT574W	10090	"P" Option N/A	HNY116101FT574G	9750	HNY116101FT574M	9100	

2 Select a worksurface finish <a href="#">View finish details</a>						
WWP	WBW	GEC	LW01	MEC		
PO01	WSW	GWL	LW02	MOC		
PO02	WEC	LP01	LW04	MSW		
PO03	WOW	LP02	LW05	MTW		
PO04	WNO	LF01	LW06	MWL		
PO05	WSO	LF02	LW07			
PO06		LF03				
PO07		LN01				
PO08		LA01				
PO09		LA02				

3 Select feet finish <a href="#">View finish details</a>						
WWP	WBW	WWP	WBW	WWP	WBW	
PO01	WSW	PO01	WSW	PO01	WSW	
PO02	WEC	PO02	WEC	PO02	WEC	
PO03	WOW	PO03	WOW	PO03	WOW	
PO04	WNO	PO04	WNO	PO04	WNO	
PO05	WSO	PO05	WSO	PO05	WSO	
PO06		PO06		PO06		
PO07		PO07		PO07		
PO08		PO08		PO08		
PO09		PO09		PO09		

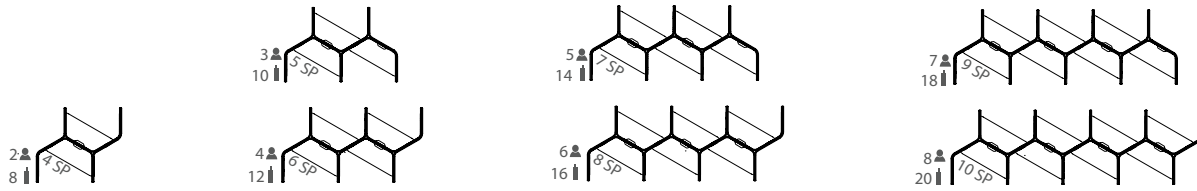
  

4 Select an edge <a href="#">View edge details</a>									
Cliff-1 Veneer	Cliff-2 Black	Cliff-3 White	Cliff-1 HPL	Cliff-2 Black	Cliff-3 White	Flat-2 Black	Flat-3 White	Flat-4 Matching	
Flat-1 Veneer	Flat-2 Black	Flat-3 White	Flat-1 HPL	Flat-2 Black	Flat-3 White				


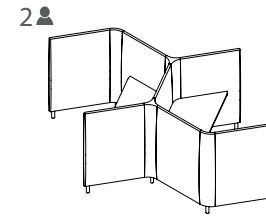


# Honey.

## Facing Diagonal Workstation Typical Position 2 Desk with Power Fixed Worksurface



Number of Feet per Typical (MTL10 Option) "SP" Number of Starter Panels per Typical (RSP Option)



[View statement of line](#)

## Product features.

- HNY7227WT162 Fixed Desk Height worksurfaces, 29" worksurface height
- 5" Solid wood feet - oval shape
- 4 Power outlets with 1 telecom plate, see options below for telecom plate
- Ships KD
- Wire management tray attaches to worksurface top, standard in MFW White, see premium metal finish for options
- Hardwire infeed and jumpers are included in workstations

## Options.

### ACCESSORIES

- K28: Articulating Keyboard w/ Mouse - \$390
- K31-SK: Center drawer w/ skirt - \$310
- K31: Center drawer w/o skirt - \$205

### CONCEALED FLOOR POWER INFEED COVER

- PCEB: White metal finish concealed floor power infeed cover - \$150

### DELETE TOP AND WIRE TRAY

- DFP: Delete fixed top. Deduct \$1335 Veneer (W), \$1165 High Pressure Laminate (G), \$840 Thermally Fused Laminate (M) per top

### METAL FEET

- MTL10: Replace solid wood feet with metal feet, standard MFW White - \$55 ea

### PREMIUM METAL FINISH

- Specify premium metal finish. MFMB: Matte Black, MFS: Silver, MFSS: Salmon Sienna, MFSA: Surfin Aquavert, MFPS: Pistachio, MFOS: Oyster, MFNA: Navy, MFOL: Olive, MFGB: Grey Beige MFGG: Graphite Gray, MFG: Gray
- Premium metal finish for WMT Wire Management Tray - \$75 ea
- Premium metal finish for MTL10 Metal Feet - \$20 ea
- Premium metal finish for PCEB Concealed Floor Power Infeed Cover - \$35

### STARTER PANEL

- RSP: Substitute round starter panel in place of flat starter panel. Must substitute all starters, priced per starter panel - \$83 each. See HNY3555SP888

### TELECOM PLATES

- Each power unit has 1 plate. All telecom connectors sold separately.
- RJ45 (1) - \$35, RJ45 (2) - \$70, RJ45 (3) - \$105, USB (1) - \$70, USB (2) - \$140, RJ45/USB - \$105, RJ45/HDMI - \$190, HDMI/USB - \$205

### WORKSURFACE HEIGHT

- THL42: Modify worksurface height to bar height - N/C

1 Select a model w" x d" x h"	person	yardage	Standard Veneer Top Upholstered Panels - COM\$		Premium Veneer Top Upholstered Panels - COM\$		High Pressure Laminate Top Upholstered Panels - COM\$		Thermally Fused Laminate Top Upholstered Panels - COM\$	
340 x 101 x 55	8	71	HNY340101FP574W	33694	"P" Option N/A	HNY340101FP574G	32334	HNY340101FP574M	29734	
303 x 101 x 55	7	64	HNY303101FP574W	30069	"P" Option N/A	HNY303101FP574G	28879	HNY303101FP574M	26604	
265 x 101 x 55	6	56	HNY265101FP574W	26125	"P" Option N/A	HNY265101FP574G	25105	HNY265101FP574M	23155	
228 x 101 x 55	5	49	HNY228101FP574W	22500	"P" Option N/A	HNY228101FP574G	21650	HNY228101FP574M	20025	
191 x 101 x 55	4	41	HNY191101FP574W	18556	"P" Option N/A	HNY191101FP574G	17876	HNY191101FP574M	16576	
153 x 101 x 55	3	34	HNY153101FP574W	14931	"P" Option N/A	HNY153101FP574G	14421	HNY153101FP574M	13446	
116 x 101 x 55	2	26	HNY116101FP574W	10987	"P" Option N/A	HNY116101FP574G	10647	HNY116101FP574M	9997	

2 Select a worksurface finish <a href="#">View finish details</a>	WWP	WBW	GEC	LW01	MEC
PO01	WSW		GWL	LW02	MOC
PO02	WEC		LP01	LW04	MSW
PO03	WOW		LP02	LW05	MTW
PO04	WNO		LF01	LW06	MWL
PO05	WSO		LF02	LW07	
PO06			LF03		
PO07			LN01		
PO08			LA01		
PO09			LA02		

3 Select feet finish <a href="#">View finish details</a>	WWP	WBW	WWP	WBW	WWP	WBW
PO01	WSW		PO01	WSW	PO01	WSW
PO02	WEC		PO02	WEC	PO02	WEC
PO03	WOW		PO03	WOW	PO03	WOW
PO04	WNO		PO04	WNO	PO04	WNO
PO05	WSO		PO05	WSO	PO05	WSO
PO06			PO06		PO06	
PO07			PO07		PO07	
PO08			PO08		PO08	
PO09			PO09		PO09	

4 Select an edge <a href="#">View edge details</a>	Cliff-1 Veneer	Cliff-2 Black	Cliff-3 White	Flat-1 Veneer	Flat-2 Black	Flat-3 White

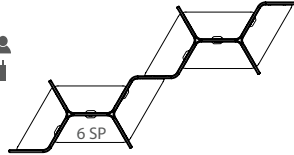
# Honey.

Diamond Workstation Typical  
Diamond Workstation with Height Adjustable Worksurface

4  
8


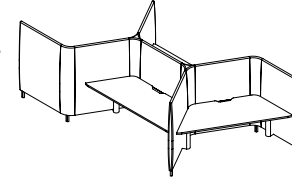


8  
14



Number of Feet per Typical (MTL10 Option) "SP" Number of Starter Panels per Typical (RSP Option)

4  
8



[View statement of line](#)

## Product features.

- 5" Solid wood feet - oval shape, ships KD
- 4 Power outlets with 1 telecom plate, see options below for telecom plate
- Adjustable height from 27" to 47.5" with a maximum weight capacity of 275 lbs. Lift standard in MFW White, optional MFB Black
- HNY7227WT163 Height Adjustable worksurfaces are included
- Wire management tray attaches to worksurface top, standard in MFW White, see premium metal finish for options

### NOTES

- 1" Gap between worksurface and panels to drop wires below worksurface
- Metal parts include 5 year warranty
- Programmable height adjustable mechanism, motor includes 2 year warranty

## Options.

### ACCESSORIES

- K28: Articulating Keyboard w/ Mouse - \$390
- K31-SK: Center drawer w/ skirt - \$310
- K31: Center drawer w/o skirt - \$205

### CONCEALED FLOOR POWER INFEED COVER

- PCEB: White metal finish concealed floor power infeed cover - \$150

### DELETE TOP AND WIRE TRAY

- DHAT: Delete height adjustable top. Deduct \$3265 Veneer(W), \$3095 High Pressure Laminate(G), \$2770 Thermally Fused Laminate(M) per top

### METAL FEET

- MTL10: Replace solid wood feet with metal feet, standard MFW White - \$55 ea

### PREMIUM METAL FINISH

- Specify premium metal finish. MFMB: Matte Black, MFS: Silver, MFSS: Salmon Sienna, MFSA: Surfing Aquavert, MFPS: Pistachio, MFOS: Oyster, MFNA: Navy, MFOL: Olive, MFGB: Grey Beige MFGG: Graphite Gray, MFG: Gray
- Premium metal finish for WMT Wire Management Tray - \$75 ea
- Premium metal finish for MTL10 Metal Feet - \$20 ea
- Premium metal finish for PCEB Concealed Floor Power Infeed Cover - \$35

### STARTER PANEL

- RSP: Substitute round starter panel in place of flat starter panel. Must substitute all starters, priced per starter panel - \$83 each. See HNY3555SP888

### TELECOM PLATES

- Each power unit has 1 plate. All telecom connectors sold separately.
- RJ45 (1) - \$35, RJ45 (2) - \$70, RJ45 (3) - \$105, USB (1) - \$70, USB (2) - \$140, RJ45/USB - \$105, RJ45/HDMI - \$190, HDMI/USB - \$205

1 Select a model w" x d" x h"	PERSON	yardage	Standard Veneer Top Upholstered Panels - COM\$		Premium Veneer Top Upholstered Panels - COM\$		High Pressure Laminate Top Upholstered Panels - COM\$		Thermally Fused Laminate Top Upholstered Panels - COM\$	
295 x 153 x 55	8	49	HNY295153HA575W	43038	"P" Option N/A	HNY295153HA575G	41678	HNY295153HA575M	39078	
166 x 78 x 55	4	26	HNY16678HA575W	21883	"P" Option N/A	HNY16678HA575G	21203	HNY16678HA575M	19903	

2 Select a worksurface finish <a href="#">View finish details</a>										
WWP	WBW				GEC	LW01		MEC		
PO01	WSW				GWL	LW02		MOC		
PO02	WEC				LP01	LW04		MSW		
PO03	WOW				LP02	LW05		MTW		
PO04	WNO				LF01	LW06		MWL		
PO05	WSO				LF02	LW07				
PO06					LF03					
PO07					LN01					
PO08					LA01					
PO09					LA02					

3 Select feet finish <a href="#">View finish details</a>										
WWP	WBW				WWP	WBW		WWP	WBW	
PO01	WSW				PO01	WSW		PO01	WSW	
PO02	WEC				PO02	WEC		PO02	WEC	
PO03	WOW				PO03	WOW		PO03	WOW	
PO04	WNO				PO04	WNO		PO04	WNO	
PO05	WSO				PO05	WSO		PO05	WSO	
PO06					PO06			PO06		
PO07					PO07			PO07		
PO08					PO08			PO08		
PO09					PO09			PO09		

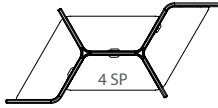
  

4 Select a edge <a href="#">View edge details</a>										
Cliff-1 Veneer	Cliff-2 Black	Cliff-3 White			Cliff-1 HPL	Cliff-2 Black	Cliff-3 White	Flat-2 Black	Flat-3 White	Flat-4 Matching
Flat-1 Veneer	Flat-2 Black	Flat-3 White			Flat-1 HPL	Flat-2 Black	Flat-3 White			

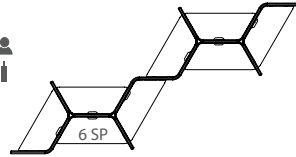
# Honey.

Diamond Workstation Typical  
Diamond Workstation with Fixed Worksurface

4  
8


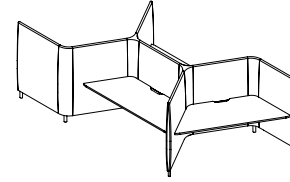


8  
14



Number of Feet per Typical (MTL10 Option) "SP" Number of Starter Panels per Typical (RSP Option)

4  
8



[View statement of line](#)

## Product features.

- 5" Solid wood feet - oval shape
- HNY7227WT162 Fixed Desk Height worksurfaces, 29" worksurface height
- Ships KD

## Options.

### ACCESSORIES

- K28: Articulating Keyboard w/ Mouse - \$390
- K31-SK: Center drawer w/ skirt - \$310
- K31: Center drawer w/o skirt - \$205

### CONCEALED FLOOR POWER INFEED COVER

- PCEB: White metal finish concealed floor power infeed cover - \$150

### DELETE TOP

- DFT: Delete fixed top. Deduct \$1125 Veneer(W), \$955 High Pressure Laminate (G), \$630 Thermally Fused Laminate (M) per top

### METAL FEET

- MTL10: Replace soild wood feet with metal feet, standard MFW White - \$55 ea

### PREMIUM METAL FINISH

- Specify premium metal finish. MFMB: Matte Black, MFS: Silver, MFSS: Salmon Sienna, MFSA: Surfin Aquavert, MFPS: Pistachio, MFOS: Oyster, MFNA: Navy, MFOL: Olive, MFGB: Grey Beige MFGG: Graphite Gray, MFG: Gray
- Premium metal finish for WMT Wire Management Tray - \$75 ea
- Premium metal finish for MTL10 Metal Feet - \$20 ea
- Premium metal finish for PCEB Concealed Floor Power Infeed Cover - \$35

### STARTER PANEL

- RSP: Substitute round starter panel in place of flat starter panel. Must substitute all starters, priced per starter panel - \$83 each. See HNY3555SP888

### WORKSURFACE HEIGHT

- Modify worksurface height to bar height.
- THL-42: Position worksurface at bar height - N/C

### WIRE TRAY

- WMT: Wire metal tray. Mounts under top and comes standard in MFW White - \$210

1 Select a model w" x d" x h"	PERSON	yardage	Standard Veneer Top Upholstered Panels - COM\$		Premium Veneer Top Upholstered Panels - COM\$		High Pressure Laminate Top Upholstered Panels - COM\$		Thermally Fused Laminate Top Upholstered Panels - COM\$	
295 x 153 x 55	8	49	HNY295153FT575W	23922	"P" Option N/A	HNY295153FT575G	22562	HNY295153FT575M	19962	
166 x 78 x 55	4	26	HNY16678FT575W	12340	"P" Option N/A	HNY16678FT575G	11660	HNY16678FT575M	10360	

2 Select a worksurface finish <a href="#">View finish details</a>								
WWP	WBW			GEC	LW01	MEC		
PO01	WSW			GWL	LW02	MOC		
PO02	WEC			LP01	LW04	MSW		
PO03	WOW			LP02	LW05	MTW		
PO04	WNO			LF01	LW06	MWL		
PO05	WSO			LF02	LW07			
PO06				LF03				
PO07				LN01				
PO08				LA01				
PO09				LA02				


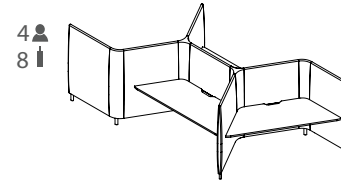
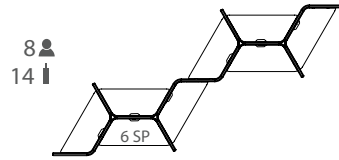
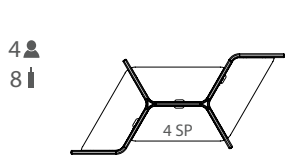
3 Select feet finish <a href="#">View finish details</a>								
WWP	WBW			WWP	WBW			
PO01	WSW			PO01	WSW			
PO02	WEC			PO02	WEC			
PO03	WOW			PO03	WOW			
PO04	WNO			PO04	WNO			
PO05	WSO			PO05	WSO			
PO06				PO06				
PO07				PO07				
PO08				PO08				
PO09				PO09				

4 Select a edge <a href="#">View edge details</a>						
Cliff-1 Veneer	Cliff-2 Black	Cliff-3 White	Cliff-1 HPL	Cliff-2 Black	Cliff-3 White	Flat-2 Black
Flat-1 Veneer	Flat-2 Black	Flat-3 White	Flat-1 HPL	Flat-2 Black	Flat-3 White	Flat-3 Matching

# Honey.

Diamond Workstation Typical  
Diamond Workstation with Power Fixed Worksurface



Number of Feet per Typical (MTL10 Option) "SP" Number of Starter Panels per Typical (RSP Option)

[View statement of line](#)

## Product features.

- HNY7227WT162 Fixed Desk Height worksurfaces, 29" worksurface height
- 5" Solid wood feet - oval shape
- 4 Power outlets with 1 telecom plate, see options below for telecom plate
- Ships KD
- Wire management tray attaches to worksurface top, standard in MFW White, see premium metal finish for options
- Hardwire infeed and jumpers are included in workstations

## Options.

### ACCESSORIES

- K28: Articulating Keyboard w/ Mouse - \$390
- K31-SK: Center drawer w/ skirt - \$310
- K31: Center drawer w/o skirt - \$205

### CONCEALED FLOOR POWER INFEED COVER

- PCEB: White metal finish concealed floor power infeed cover - \$150

### DELETE TOP AND WIRE TRAY

- DFP: Delete fixed top. Deduct \$1335 Veneer (W), \$1165 High Pressure Laminate (G), \$840 Thermally Fused Laminate (M) per top

### METAL FEET

- MTL10: Replace solid wood feet with metal feet, standard MFW White - \$55 ea

### PREMIUM METAL FINISH

- Specify premium metal finish. MFMB: Matte Black, MFS: Silver, MFSS: Salmon Sienna, MFSA: Surfing Aquavert, MFPS: Pistachio, MFOS: Oyster, MFNA: Navy, MFOL: Olive, MFGB: Grey Beige MFGG: Graphite Gray, MFG: Gray
- Premium metal finish for WMT Wire Management Tray - \$75 ea
- Premium metal finish for MTL10 Metal Feet - \$20 ea
- Premium metal finish for PCEB Concealed Floor Power Infeed Cover - \$35

### STARTER PANEL

- RSP: Substitute round starter panel in place of flat starter panel. Must substitute all starters, priced per starter panel - \$83 each. See HNY3555SP888

### TELECOM PLATES

- Each power unit has 1 plate. All telecom connectors sold separately.
- RJ45 (1) - \$35, RJ45 (2) - \$70, RJ45 (3) - \$105, USB (1) - \$70, USB (2) - \$140, RJ45/USB - \$105, RJ45/HDMI - \$190, HDMI/USB - \$205

### WORKSURFACE HEIGHT

- THL42: Modify worksurface height to bar height - N/C

1 Select a model w" x d" x h"	PERSON	yardage	Standard Veneer Top Upholstered Panels - COM\$		Premium Veneer Top Upholstered Panels - COM\$		High Pressure Laminate Top Upholstered Panels - COM\$		Thermally Fused Laminate Top Upholstered Panels - COM\$	
295 x 153 x 55	8	49	HNY295153FP575W	27598	"P" Option N/A	HNY295153FP575G	26238	HNY295153FP575M	23638	
166 x 78 x 55	4	26	HNY16678FP575W	14163	"P" Option N/A	HNY16678FP575G	13483	HNY16678FP575M	12183	

2 Select a worksurface finish <a href="#">View finish details</a>								
WWP	WBW			GEC	LW01	MEC		
PO01	WSW			GWL	LW02	MOC		
PO02	WEC			LP01	LW04	MSW		
PO03	WOW			LP02	LW05	MTW		
PO04	WNO			LF01	LW06	MWL		
PO05	WSO			LF02	LW07			
PO06				LF03				
PO07				LN01				
PO08				LA01				
PO09				LA02				

3 Select feet finish <a href="#">View finish details</a>								
WWP	WBW			WWP	WBW	WWP	WBW	
PO01	WSW			PO01	WSW	PO01	WSW	
PO02	WEC			PO02	WEC	PO02	WEC	
PO03	WOW			PO03	WOW	PO03	WOW	
PO04	WNO			PO04	WNO	PO04	WNO	
PO05	WSO			PO05	WSO	PO05	WSO	
PO06				PO06		PO06		
PO07				PO07		PO07		
PO08				PO08		PO08		
PO09				PO09		PO09		

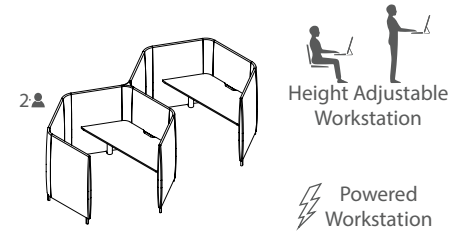
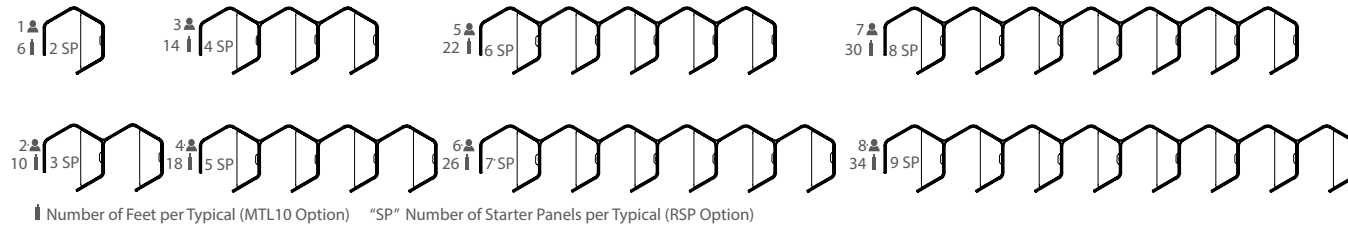
  

4 Select a edge <a href="#">View edge details</a>						
Cliff-1 Veneer	Cliff-2 Black	Cliff-3 White	Cliff-1 HPL	Cliff-2 Black	Cliff-3 White	Flat-2 Black
Flat-1 Veneer	Flat-2 Black	Flat-3 White	Flat-1 HPL	Flat-2 Black	Flat-3 White	Flat-3 Matching

# Honey.

## Inline Hexagon Workstation Typical

### Position 1 Desk with Height Adjustable Worksurface



[View statement of line](#)

## Product features.

- 5" Solid wood feet - oval shape, ships KD
- 4 Power outlets with 1 telecom plate, see options below for telecom plate
- Adjustable height from 27" to 47.5" with a maximum weight capacity of 275 lbs. Lift standard in MFW White, optional MFB Black
- HNY7227WT163 Height Adjustable worksurfaces are included
- Wire management tray attaches to worksurface top, standard in MFW White, see premium metal finish for options

### NOTES

- 1" Gap between worksurface and panels to drop wires below worksurface
- Metal parts include 5 year warranty
- Programmable height adjustable mechanism, motor includes 2 year warranty

## Options.

### ACCESSORIES

- K28: Articulating Keyboard w/ Mouse - \$390
- K31-SK: Center drawer w/ skirt - \$310
- K31: Center drawer w/o skirt - \$205

### CONCEALED FLOOR POWER INFEED COVER

- PCEB: White metal finish concealed floor power infeed cover - \$150

### DELETE TOP AND WIRE TRAY

- DHAT: Delete height adjustable top. Deduct \$3265 Veneer(W), \$3095 High Pressure Laminate(G), \$2770 Thermally Fused Laminate(M) per top

### METAL FEET

- MTL10: Replace solid wood feet with metal feet, standard MFW White - \$55 ea

### PREMIUM METAL FINISH

- Specify premium metal finish. MFMB: Matte Black, MFS: Silver, MFSS: Salmon Sienna, MFSA: Surfing Aquavert, MFPS: Pistachio, MFOS: Oyster, MFNA: Navy, MFOL: Olive, MFGB: Grey Beige MFGG: Graphite Gray, MFG: Gray
- Premium metal finish for WMT Wire Management Tray - \$75 ea
- Premium metal finish for MTL10 Metal Feet - \$20 ea
- Premium metal finish for PCEB Concealed Floor Power Infeed Cover - \$35

### STARTER PANEL

- RSP: Substitute round starter panel in place of flat starter panel. Must substitute all starters, priced per starter panel - \$83 each. See HNY3555SP888

### TELECOM PLATES

- Each power unit has 1 plate. All telecom connectors sold separately.
- RJ45 (1) - \$35, RJ45 (2) - \$70, RJ45 (3) - \$105, USB (1) - \$70, USB (2) - \$140, RJ45/USB - \$105, RJ45/HDMI - \$190, HDMI/USB - \$205

1 Select a model w" x d" x h"	PERSON	yardage	Standard Veneer Top Upholstered Panels - COM\$		Premium Veneer Top Upholstered Panels - COM\$		High Pressure Laminate Top Upholstered Panels - COM\$		Thermally Fused Laminate Top Upholstered Panels - COM\$	
602 x 86 x 55	8	128	HNY60286HA576W	69959	"P" Option N/A	HNY60286HA576G	68599	HNY60286HA576M	65999	
528 x 86 x 55	7	112	HNY52886HA576W	61345	"P" Option N/A	HNY52886HA576G	60155	HNY52886HA576M	57880	
453 x 86 x 55	6	97	HNY45386HA576W	52731	"P" Option N/A	HNY45386HA576G	51711	HNY45386HA576M	49761	
378 x 86 x 55	5	81	HNY37886HA576W	44117	"P" Option N/A	HNY37886HA576G	43267	HNY37886HA576M	41642	
303 x 86 x 55	4	66	HNY30386HA576W	35503	"P" Option N/A	HNY30386HA576G	34823	HNY30386HA576M	33523	
228 x 86 x 55	3	50	HNY22886HA576W	26889	"P" Option N/A	HNY22886HA576G	26379	HNY22886HA576M	25404	
153 x 86 x 55	2	35	HNY15386HA576W	18275	"P" Option N/A	HNY15386HA576G	17935	HNY15386HA576M	17285	
78 x 86 x 55	1	19	HNY7886HA576W	9661	"P" Option N/A	HNY7886HA576G	9491	HNY7886HA576M	9166	

2 Select a worksurface finish <a href="#">View finish details</a>	WWP	WBW	GEC	LW01	MEC
PO01	WSW	WSW	GWL	LW02	MOC
PO02	WEC	WEC	LP01	LW04	MSW
PO03	WOW	WOW	LP02	LW05	MTW
PO04	WNO	WNO	LF01	LW06	MWL
PO05	WSO	WSO	LF02	LW07	
PO06			LF03		
PO07			LN01		
PO08			LA01		
PO09			LA02		


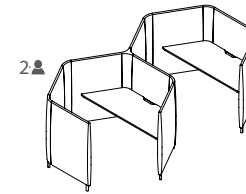
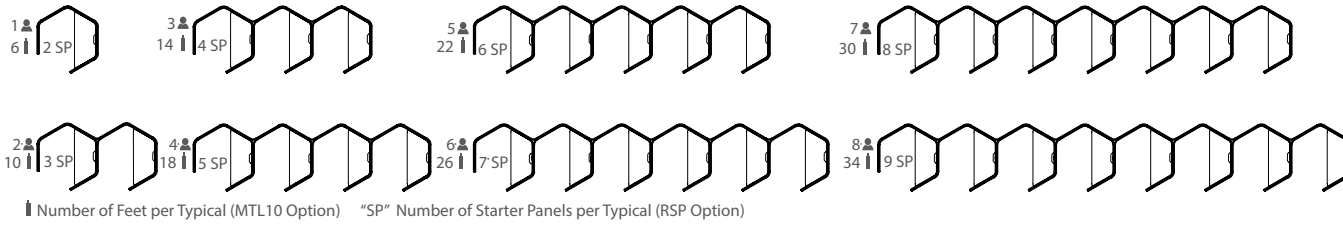
3 Select feet finish <a href="#">View finish details</a>	WWP	WBW	WWP	WBW	WWP	WBW
PO01	WSW	WSW	PO01	WSW	PO01	WSW
PO02	WEC	WEC	PO02	WEC	PO02	WEC
PO03	WOW	WOW	PO03	WOW	PO03	WOW
PO04	WNO	WNO	PO04	WNO	PO04	WNO
PO05	WSO	WSO	PO05	WSO	PO05	WSO
PO06			PO06		PO06	
PO07			PO07		PO07	
PO08			PO08		PO08	
PO09			PO09		PO09	

4 Select a edge <a href="#">View edge details</a>	Cliff-1 Veneer	Cliff-2 Black	Cliff-3 White	Cliff-1 HPL	Cliff-2 Black	Cliff-3 White	Flat-2 Black	Flat-3 White	Flat-4 Matching	Flat-1 Veneer	Flat-2 Black	Flat-3 White
--	-------------------	------------------	------------------	----------------	------------------	------------------	-----------------	-----------------	--------------------	------------------	-----------------	-----------------

# Honey.

## Inline Hexagon Workstation Typical Position 1 Desk with Fixed Worksurface



[View statement of line](#)

## Product features.

- 5" Solid wood feet - oval shape
- HNY7227WT162 Fixed Desk Height worksurfaces, 29" worksurface height
- Ships KD

## Options.

### ACCESSORIES

- K28: Articulating Keyboard w/ Mouse - \$390
- K31-SK: Center drawer w/ skirt - \$310
- K31: Center drawer w/o skirt - \$205

### CONCEALED FLOOR POWER INFEEED COVER

- PCEB: White metal finish concealed floor power infeed cover - \$150

### DELETE TOP

- DFT: Delete fixed top. Deduct \$1125 Veneer(W), \$955 High Pressure Laminate (G), \$630 Thermally Fused Laminate (M) per top

### METAL FEET

- MTL10: Replace soild wood feet with metal feet, standard MFW White - \$55 ea

### PREMIUM METAL FINISH

- Specify premium metal finish. MFMB: Matte Black, MFS: Silver, MFSS: Salmon Sienna, MFSA: Surfin Aquavert, MFPS: Pistachio, MFOS: Oyster, MFNA: Navy, MFOL: Olive, MFGB: Grey Beige MFGG: Graphite Gray, MFG: Gray
- Premium metal finish for WMT Wire Management Tray - \$75 ea
- Premium metal finish for MTL10 Metal Feet - \$20 ea
- Premium metal finish for PCEB Concealed Floor Power Infeed Cover - \$35

### STARTER PANEL

- RSP: Substitute round starter panel in place of flat starter panel. Must substitute all starters, priced per starter panel - \$83 each. See HNY3555SP888

### WORKSURFACE HEIGHT

- Modify worksurface height to bar height.
- THL-42: Position worksurface at bar height - N/C

### WIRE TRAY

- WMT: Wire metal tray. Mounts under top and comes standard in MFW White - \$210

1 Select a model w" x d" x h"	PERSON	yardage	Standard Veneer Top		Premium Veneer Top		High Pressure Laminate Top		Thermally Fused Laminate Top	
			Upholstered Panels - COM\$		Upholstered Panels - COM\$		Upholstered Panels - COM\$		Upholstered Panels - COM\$	
602 x 86 x 55	8	128	HNY60286FT576W	49065	"P" Option N/A	HNY60286FT576G	47705	HNY60286FT576M	45105	
528 x 86 x 55	7	112	HNY52886FT576W	43079	"P" Option N/A	HNY52886FT576G	41889	HNY52886FT576M	39614	
453 x 86 x 55	6	97	HNY45386FT576W	37093	"P" Option N/A	HNY45386FT576G	36073	HNY45386FT576M	34123	
378 x 86 x 55	5	81	HNY37886FT576W	31107	"P" Option N/A	HNY37886FT576G	30257	HNY37886FT576M	28632	
303 x 86 x 55	4	66	HNY30386FT576W	25121	"P" Option N/A	HNY30386FT576G	24441	HNY30386FT576M	23141	
228 x 86 x 55	3	50	HNY22886FT576W	19135	"P" Option N/A	HNY22886FT576G	18625	HNY22886FT576M	17650	
153 x 86 x 55	2	35	HNY15386FT576W	13485	"P" Option N/A	HNY15386FT576G	13145	HNY15386FT576M	12495	
78 x 86 x 55	1	19	HNY7886FT576W	7163	"P" Option N/A	HNY7886FT576G	6993	HNY7886FT576M	6668	

2 Select a worksurface finish <a href="#">View finish details</a>	WWP	WBW	GEC	LW01	MEC
PO01	WSW	WSW	GWL	LW02	MOC
PO02	WEC	WEC	LP01	LW04	MSW
PO03	WOW	WOW	LP02	LW05	MTW
PO04	WNO	WNO	LF01	LW06	MWL
PO05	WSO	WSO	LF02	LW07	
PO06			LF03		
PO07			LN01		
PO08			LA01		
PO09			LA02		

3 Select feet finish <a href="#">View finish details</a>	WWP	WBW	WWP	WBW	WWP	WBW
PO01	WSW	WSW	PO01	WSW	PO01	WSW
PO02	WEC	WEC	PO02	WEC	PO02	WEC
PO03	WOW	WOW	PO03	WOW	PO03	WOW
PO04	WNO	WNO	PO04	WNO	PO04	WNO
PO05	WSO	WSO	PO05	WSO	PO05	WSO
PO06			PO06		PO06	
PO07			PO07		PO07	
PO08			PO08		PO08	
PO09			PO09		PO09	

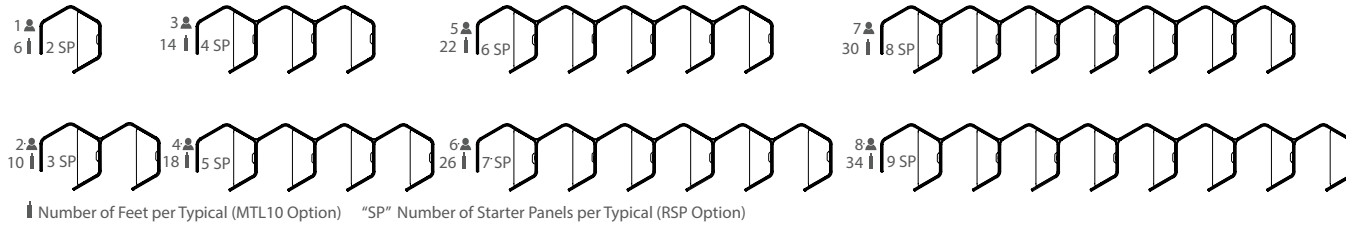
  

4 Select a edge <a href="#">View edge details</a>	Cliff-1 Veneer	Cliff-2 Black	Cliff-3 White	Flat-1 Veneer	Flat-2 Black	Flat-3 White

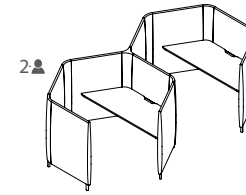


# Honey.

## Inline Hexagon Workstation Typical Position 1 Desk with Power Fixed Worksurface



Number of Feet per Typical (MTL10 Option) "SP" Number of Starter Panels per Typical (RSP Option)



[View statement of line](#)

## Product features.

- HNY7227WT162 Fixed Desk Height worksurfaces, 29" worksurface height
- 5" Solid wood feet - oval shape
- 4 Power outlets with 1 telecom plate, see options below for telecom plate
- Ships KD
- Wire management tray attaches to worksurface top, standard in MFW White, see premium metal finish for options
- Hardwire infeed and jumpers are included in workstations

## Options.

### ACCESSORIES

- K28: Articulating Keyboard w/ Mouse - \$390
- K31-SK: Center drawer w/ skirt - \$310
- K31: Center drawer w/o skirt - \$205

### CONCEALED FLOOR POWER INFEEED COVER

- PCEB: White metal finish concealed floor power infeed cover - \$150

### DELETE TOP AND WIRE TRAY

- DFP: Delete fixed top. Deduct \$1335 Veneer (W), \$1165 High Pressure Laminate (G), \$840 Thermally Fused Laminate (M) per top

### METAL FEET

- MTL10: Replace solid wood feet with metal feet, standard MFW White - \$55 ea

### PREMIUM METAL FINISH

- Specify premium metal finish. MFMB: Matte Black, MFS: Silver, MFSS: Salmon Sienna, MFSA: Surfin Aquavert, MFPS: Pistachio, MFOS: Oyster, MFNA: Navy, MFOL: Olive, MFGB: Grey Beige MFGG: Graphite Gray, MFG: Gray
- Premium metal finish for WMT Wire Management Tray - \$75 ea
- Premium metal finish for MTL10 Metal Feet - \$20 ea
- Premium metal finish for PCEB Concealed Floor Power Infeed Cover - \$35

### STARTER PANEL

- RSP: Substitute round starter panel in place of flat starter panel. Must substitute all starters, priced per starter panel - \$83 each. See HNY3555SP888

### TELECOM PLATES

- Each power unit has 1 plate. All telecom connectors sold separately.
- RJ45 (1) - \$35, RJ45 (2) - \$70, RJ45 (3) - \$105, USB (1) - \$70, USB (2) - \$140, RJ45/USB - \$105, RJ45/HDMI - \$190, HDMI/USB - \$205

### WORKSURFACE HEIGHT

- THL42: Modify worksurface height to bar height - N/C

1 Select a model w" x d" x h"	PERSON	yardage	Standard Veneer Top Upholstered Panels - COM\$		Premium Veneer Top Upholstered Panels - COM\$		High Pressure Laminate Top Upholstered Panels - COM\$		Thermally Fused Laminate Top Upholstered Panels - COM\$	
602 x 86 x 55	8	128	HNY60286FP576W	54519	"P" Option N/A	HNY60286FP576G	53159	HNY60286FP576M	50559	
528 x 86 x 55	7	112	HNY52886FP576W	47835	"P" Option N/A	HNY52886FP576G	46645	HNY52886FP576M	44370	
453 x 86 x 55	6	97	HNY45386FP576W	41151	"P" Option N/A	HNY45386FP576G	40131	HNY45386FP576M	38181	
378 x 86 x 55	5	81	HNY37886FP576W	34467	"P" Option N/A	HNY37886FP576G	33617	HNY37886FP576M	31992	
303 x 86 x 55	4	66	HNY30386FP576W	27783	"P" Option N/A	HNY30386FP576G	27103	HNY30386FP576M	25803	
228 x 86 x 55	3	50	HNY22886FP576W	21099	"P" Option N/A	HNY22886FP576G	20589	HNY22886FP576M	19614	
153 x 86 x 55	2	35	HNY15386FP576W	14415	"P" Option N/A	HNY15386FP576G	14075	HNY15386FP576M	13425	
78 x 86 x 55	1	19	HNY7886FP576W	7731	"P" Option N/A	HNY7886FP576G	7561	HNY7886FP576M	7236	

2 Select a worksurface finish <a href="#">View finish details</a>	WWP	WBW	GEC	LW01	MEC
PO01	WSW		GWL	LW02	MOC
PO02	WEC		LP01	LW04	MSW
PO03	WOW		LP02	LW05	MTW
PO04	WNO		LF01	LW06	MWL
PO05	WSO		LF02	LW07	
PO06			LF03		
PO07			LN01		
PO08			LA01		
PO09			LA02		

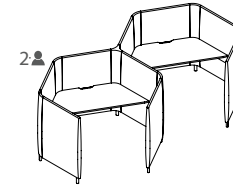
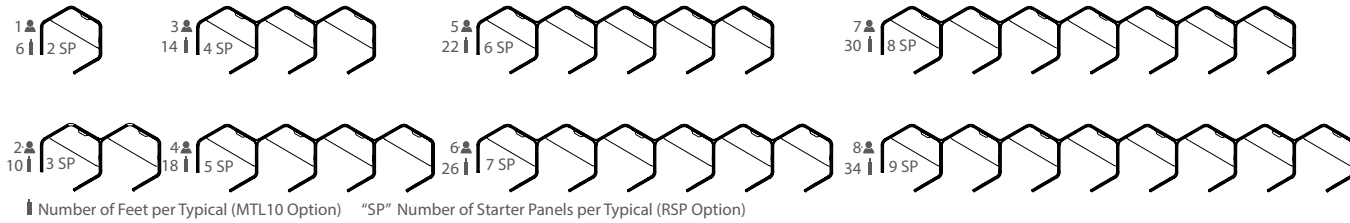
3 Select feet finish <a href="#">View finish details</a>	WWP	WBW	WWP	WBW	WWP	WBW
PO01	WSW		PO01	WSW	PO01	WSW
PO02	WEC		PO02	WEC	PO02	WEC
PO03	WOW		PO03	WOW	PO03	WOW
PO04	WNO		PO04	WNO	PO04	WNO
PO05	WSO		PO05	WSO	PO05	WSO
PO06			PO06		PO06	
PO07			PO07		PO07	
PO08			PO08		PO08	
PO09			PO09		PO09	

4 Select a edge <a href="#">View edge details</a>	Cliff-1 Veneer	Cliff-2 Black	Cliff-3 White	Flat-1 Veneer	Flat-2 Black	Flat-3 White

# Honey.

## Inline Hexagon Workstation Typical Position 2 Desk with Height Adjustable Worksurface



[View statement of line](#)

## Product features.

- 5" Solid wood feet - oval shape, ships KD
- 4 Power outlets with 1 telecom plate, see options below for telecom plate
- Adjustable height from 27" to 47.5" with a maximum weight capacity of 275 lbs. Lift standard in MFW White, optional MFB Black
- HNY7227WT163 Height Adjustable worksurfaces are included
- Wire management tray attaches to worksurface top, standard in MFW White, see premium metal finish for options

### NOTES

- 1" Gap between worksurface and panels to drop wires below worksurface
- Metal parts include 5 year warranty
- Programmable height adjustable mechanism, motor includes 2 year warranty

## Options.

### ACCESSORIES

- K28: Articulating Keyboard w/ Mouse - \$390
- K31-SK: Center drawer w/ skirt - \$310
- K31: Center drawer w/o skirt - \$205

### CONCEALED FLOOR POWER INFEED COVER

- PCEB: White metal finish concealed floor power infeed cover - \$150

### DELETE TOP AND WIRE TRAY

- DHAT: Delete height adjustable top. Deduct \$3265 Veneer(W), \$3095 High Pressure Laminate(G), \$2770 Thermally Fused Laminate(M) per top

### METAL FEET

- MTL10: Replace solid wood feet with metal feet, standard MFW White - \$55 ea

### PREMIUM METAL FINISH

- Specify premium metal finish. MFMB: Matte Black, MFS: Silver, MFSS: Salmon Sienna, MFSA: Surfing Aquavert, MFPS: Pistachio, MFOS: Oyster, MFNA: Navy, MFOL: Olive, MFGB: Grey Beige MFGG: Graphite Gray, MFG: Gray
- Premium metal finish for WMT Wire Management Tray - \$75 ea
- Premium metal finish for MTL10 Metal Feet - \$20 ea
- Premium metal finish for PCEB Concealed Floor Power Infeed Cover - \$35

### STARTER PANEL

- RSP: Substitute round starter panel in place of flat starter panel. Must substitute all starters, priced per starter panel - \$83 each. See HNY3555SP888

### TELECOM PLATES

- Each power unit has 1 plate. All telecom connectors sold separately.
- RJ45 (1) - \$35, RJ45 (2) - \$70, RJ45 (3) - \$105, USB (1) - \$70, USB (2) - \$140, RJ45/USB - \$105, RJ45/HDMI - \$190, HDMI/USB - \$205

1 Select a model w" x d" x h"	PERSON	yardage	Standard Veneer Top Upholstered Panels - COM\$		Premium Veneer Top Upholstered Panels - COM\$		High Pressure Laminate Top Upholstered Panels - COM\$		Thermally Fused Laminate Top Upholstered Panels - COM\$	
602 x 86 x 55	8	128	HNY60286HA577W	69309	"P" Option N/A	HNY60286HA577G	67949	HNY60286HA577M	65349	
528 x 86 x 55	7	112	HNY52886HA577W	60795	"P" Option N/A	HNY52886HA577G	59605	HNY52886HA577M	57330	
453 x 86 x 55	6	97	HNY45386HA577W	52281	"P" Option N/A	HNY45386HA577G	51261	HNY45386HA577M	49311	
378 x 86 x 55	5	81	HNY37886HA577W	43767	"P" Option N/A	HNY37886HA577G	42917	HNY37886HA577M	41292	
303 x 86 x 55	4	66	HNY30386HA577W	35253	"P" Option N/A	HNY30386HA577G	34573	HNY30386HA577M	33273	
228 x 86 x 55	3	50	HNY22886HA577W	26739	"P" Option N/A	HNY22886HA577G	26229	HNY22886HA577M	25254	
153 x 86 x 55	2	35	HNY15386HA577W	18225	"P" Option N/A	HNY15386HA577G	17885	HNY15386HA577M	17235	
78 x 86 x 55	1	19	HNY7886HA577W	9711	"P" Option N/A	HNY7886HA577G	9541	HNY7886HA577M	9216	

2 Select a worksurface finish <a href="#">View finish details</a>	Standard Veneer Top		High Pressure Laminate Top		Thermally Fused Laminate Top	
	WVP	WBW	GEC	LW01	MEC	
PO01	WSW		GWL	LW02	MOC	
PO02	WEC		LP01	LW04	MSW	
PO03	WOW		LP02	LW05	MTW	
PO04	WNO		LF01	LW06	MWL	
PO05	WSO		LF02	LW07		
PO06			LF03			
PO07			LN01			
PO08			LA01			
PO09			LA02			

3 Select feet finish <a href="#">View finish details</a>	Standard Veneer Top		High Pressure Laminate Top		Thermally Fused Laminate Top	
	WVP	WBW	WVP	WBW	WVP	WBW
PO01	WSW		PO01	WSW	PO01	WSW
PO02	WEC		PO02	WEC	PO02	WEC
PO03	WOW		PO03	WOW	PO03	WOW
PO04	WNO		PO04	WNO	PO04	WNO
PO05	WSO		PO05	WSO	PO05	WSO
PO06			PO06		PO06	
PO07			PO07		PO07	
PO08			PO08		PO08	
PO09			PO09		PO09	

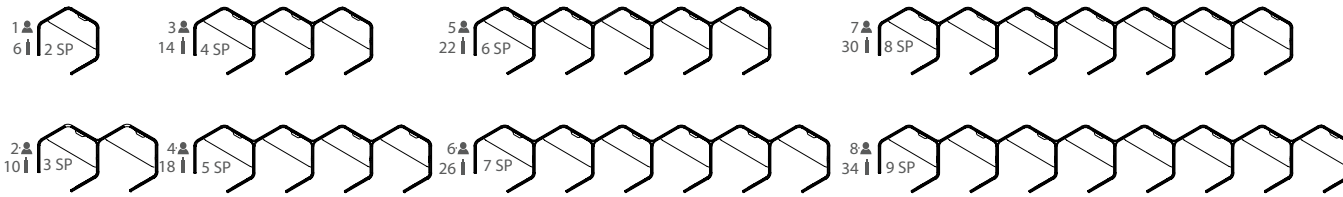
  

4 Select an edge <a href="#">View edge details</a>	Standard Veneer Top			High Pressure Laminate Top			Thermally Fused Laminate Top		
	Cliff-1 Veneer	Cliff-2 Black	Cliff-3 White	HPL	Cliff-2 Black	Cliff-3 White	Flat-2 Black	Flat-3 White	Flat-4 Matching
	Flat-1 Veneer	Flat-2 Black	Flat-3 White	Flat-1 HPL	Flat-2 Black	Flat-3 White			


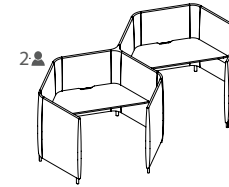


# Honey.

## Inline Hexagon Workstation Typical Position 2 Desk with Fixed Worksurface



Number of Feet per Typical (MTL10 Option) "SP" Number of Starter Panels per Typical (RSP Option)



[View statement of line](#)

## Product features.

- 5" Solid wood feet - oval shape
- HNY7227WT162 Fixed Desk Height worksurfaces, 29" worksurface height
- Ships KD

## Options.

### ACCESSORIES

- K28: Articulating Keyboard w/ Mouse - \$390
- K31-SK: Center drawer w/ skirt - \$310
- K31: Center drawer w/o skirt - \$205

### CONCEALED FLOOR POWER INFEEED COVER

- PCEB: White metal finish concealed floor power infeed cover - \$150

### DELETE TOP

- DFT: Delete fixed top. Deduct \$1125 Veneer(W), \$955 High Pressure Laminate (G), \$630 Thermally Fused Laminate (M) per top

### METAL FEET

- MTL10: Replace solid wood feet with metal feet, standard MFW White - \$55 ea

### PREMIUM METAL FINISH

- Specify premium metal finish. MFMB: Matte Black, MFS: Silver, MFSS: Salmon Sienna, MFSA: Surfin Aquavert, MFPS: Pistachio, MFOS: Oyster, MFNA: Navy, MFOL: Olive, MFGB: Grey Beige MFGG: Graphite Gray, MFG: Gray
- Premium metal finish for WMT Wire Management Tray - \$75 ea
- Premium metal finish for MTL10 Metal Feet - \$20 ea
- Premium metal finish for PCEB Concealed Floor Power Infeed Cover - \$35

### STARTER PANEL

- RSP: Substitute round starter panel in place of flat starter panel. Must substitute all starters, priced per starter panel - \$83 each. See HNY3555SP888

### WORKSURFACE HEIGHT

- Modify worksurface height to bar height.
- THL-42: Position worksurface at bar height - N/C

### WIRE TRAY

- WMT: Wire metal tray. Mounts under top and comes standard in MFW White - \$210

1 Select a model w" x d" x h"	PERSON	yardage	Standard Veneer Top Upholstered Panels - COM\$		Premium Veneer Top Upholstered Panels - COM\$		High Pressure Laminate Top Upholstered Panels - COM\$		Thermally Fused Laminate Top Upholstered Panels - COM\$	
602 x 86 x 55	8	128	HNY60286FT577W	49065	"P" Option N/A	HNY60286FT577G	47705	HNY60286FT577M	45105	
528 x 86 x 55	7	112	HNY52886FT577W	43079	"P" Option N/A	HNY52886FT577G	41889	HNY52886FT577M	39614	
453 x 86 x 55	6	97	HNY45386FT577W	37093	"P" Option N/A	HNY45386FT577G	36073	HNY45386FT577M	34123	
378 x 86 x 55	5	81	HNY37886FT577W	31107	"P" Option N/A	HNY37886FT577G	30257	HNY37886FT577M	28632	
303 x 86 x 55	4	66	HNY30386FT577W	25121	"P" Option N/A	HNY30386FT577G	24441	HNY30386FT577M	23141	
228 x 86 x 55	3	50	HNY22886FT577W	19135	"P" Option N/A	HNY22886FT577G	18625	HNY22886FT577M	17650	
153 x 86 x 55	2	35	HNY15386FT577W	13149	"P" Option N/A	HNY15386FT577G	12809	HNY15386FT577M	12159	
78 x 86 x 55	1	19	HNY7886FT577W	7163	"P" Option N/A	HNY7886FT577G	6993	HNY7886FT577M	6668	

2 Select a worksurface finish <a href="#">View finish details</a>	WWP	WBW	GEC	LW01	MEC
PO01	WSW		GWL	LW02	MOC
PO02	WEC		LP01	LW04	MSW
PO03	WOW		LP02	LW05	MTW
PO04	WNO		LF01	LW06	MWL
PO05	WSO		LF02	LW07	
PO06			LF03		
PO07			LN01		
PO08			LA01		
PO09			LA02		


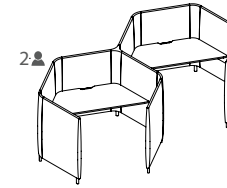
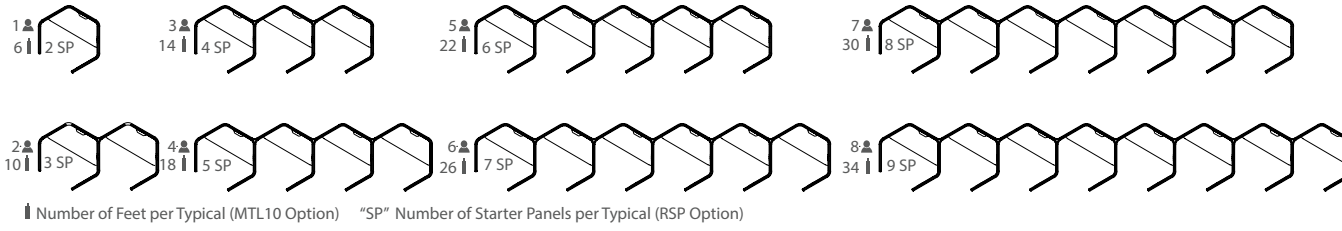
3 Select feet finish <a href="#">View finish details</a>	WWP	WBW	WWP	WBW	WWP	WBW
PO01	WSW		PO01	WSW	PO01	WSW
PO02	WEC		PO02	WEC	PO02	WEC
PO03	WOW		PO03	WOW	PO03	WOW
PO04	WNO		PO04	WNO	PO04	WNO
PO05	WSO		PO05	WSO	PO05	WSO
PO06			PO06		PO06	
PO07			PO07		PO07	
PO08			PO08		PO08	
PO09			PO09		PO09	

4 Select a edge <a href="#">View edge details</a>	Cliff-1 Veneer	Cliff-2 Black	Cliff-3 White	Cliff-1 HPL	Cliff-2 Black	Cliff-3 White	Flat-2 Black	Flat-3 White	Flat-4 Matching	Flat-1 Veneer	Flat-2 Black	Flat-3 White

# Honey.

## Inline Hexagon Workstation Typical Position 2 Desk with Power Fixed Worksurface



[View statement of line](#)

## Product features.

- HNY7227WT162 Fixed Desk Height worksurfaces, 29" worksurface height
- 5" Solid wood feet - oval shape
- 4 Power outlets with 1 telecom plate, see options below for telecom plate
- Ships KD
- Wire management tray attaches to worksurface top, standard in MFW White, see premium metal finish for options
- Hardwire infeed and jumpers are included in workstations

## Options.

### ACCESSORIES

- K28: Articulating Keyboard w/ Mouse - \$390
- K31-SK: Center drawer w/ skirt - \$310
- K31: Center drawer w/o skirt - \$205

### CONCEALED FLOOR POWER INFEED COVER

- PCEB: White metal finish concealed floor power infeed cover - \$150

### DELETE TOP AND WIRE TRAY

- DFP: Delete fixed top. Deduct \$1335 Veneer (W), \$1165 High Pressure Laminate (G), \$840 Thermally Fused Laminate (M) per top

### METAL FEET

- MTL10: Replace solid wood feet with metal feet, standard MFW White - \$55 ea

### PREMIUM METAL FINISH

- Specify premium metal finish. MFMB: Matte Black, MFS: Silver, MFSS: Salmon Sienna, MFSA: Surfin Aquavert, MFPS: Pistachio, MFOS: Oyster, MFNA: Navy, MFOL: Olive, MFGB: Grey Beige MFGG: Graphite Gray, MFG: Gray
- Premium metal finish for WMT Wire Management Tray - \$75 ea
- Premium metal finish for MTL10 Metal Feet - \$20 ea
- Premium metal finish for PCEB Concealed Floor Power Infeed Cover - \$35

### STARTER PANEL

- RSP: Substitute round starter panel in place of flat starter panel. Must substitute all starters, priced per starter panel - \$83 each. See HNY3555SP888

### TELECOM PLATES

- Each power unit has 1 plate. All telecom connectors sold separately.
- RJ45 (1) - \$35, RJ45 (2) - \$70, RJ45 (3) - \$105, USB (1) - \$70, USB (2) - \$140, RJ45/USB - \$105, RJ45/HDMI - \$190, HDMI/USB - \$205

### WORKSURFACE HEIGHT

- THL42: Modify worksurface height to bar height - N/C

1 Select a model w" x d" x h"	PERSON	yardage	Standard Veneer Top Upholstered Panels - COM\$	Premium Veneer Top Upholstered Panels - COM\$	High Pressure Laminate Top Upholstered Panels - COM\$	Thermally Fused Laminate Top Upholstered Panels - COM\$
602 x 86 x 55	8	128	HNY60286FP577W 53869	"P" Option N/A	HNY60286FP577G 52509	HNY60286FP577M 49909
528 x 86 x 55	7	112	HNY52886FP577W 47285	"P" Option N/A	HNY52886FP577G 46095	HNY52886FP577M 43820
453 x 86 x 55	6	97	HNY45386FP577W 40701	"P" Option N/A	HNY45386FP577G 39681	HNY45386FP577M 37731
378 x 86 x 55	5	81	HNY37886FP577W 34117	"P" Option N/A	HNY37886FP577G 33267	HNY37886FP577M 31642
303 x 86 x 55	4	66	HNY30386FP577W 27533	"P" Option N/A	HNY30386FP577G 26853	HNY30386FP577M 25553
228 x 86 x 55	3	50	HNY22886FP577W 20949	"P" Option N/A	HNY22886FP577G 20439	HNY22886FP577M 19464
153 x 86 x 55	2	35	HNY15386FP577W 14365	"P" Option N/A	HNY15386FP577G 14025	HNY15386FP577M 13375
78 x 86 x 55	1	19	HNY7886FP577W 7781	"P" Option N/A	HNY7886FP577G 7611	HNY7886FP577M 7286

2 Select a worksurface finish <a href="#">View finish details</a>	WWP	WBW	GEC	LW01	MEC
PO01	WSW		GWL	LW02	MOC
PO02	WEC		LP01	LW04	MSW
PO03	WOW		LP02	LW05	MTW
PO04	WNO		LF01	LW06	MWL
PO05	WSO		LF02	LW07	
PO06			LF03		
PO07			LN01		
PO08			LA01		
PO09			LA02		


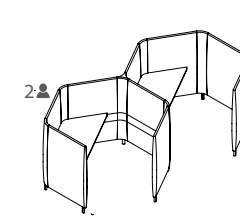
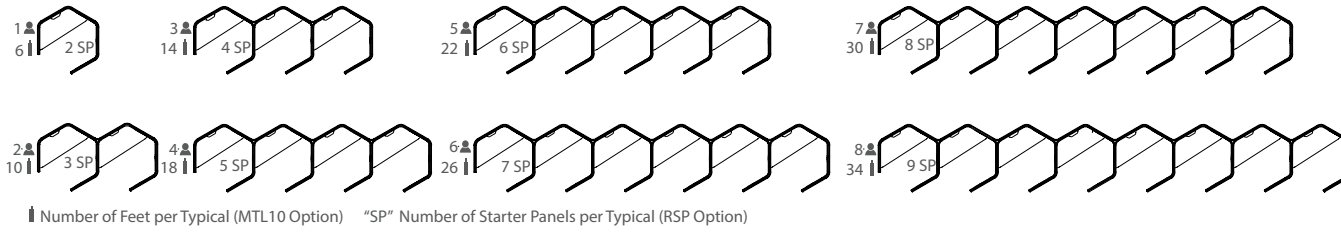
3 Select feet finish <a href="#">View finish details</a>	WWP	WBW	WWP	WBW	WWP	WBW
PO01	WSW		PO01	WSW	PO01	WSW
PO02	WEC		PO02	WEC	PO02	WEC
PO03	WOW		PO03	WOW	PO03	WOW
PO04	WNO		PO04	WNO	PO04	WNO
PO05	WSO		PO05	WSO	PO05	WSO
PO06			PO06		PO06	
PO07			PO07		PO07	
PO08			PO08		PO08	
PO09			PO09		PO09	

4 Select a edge <a href="#">View edge details</a>	Cliff-1 Veneer	Cliff-2 Black	Cliff-3 White	Flat-1 Veneer	Flat-2 Black	Flat-3 White

# Honey.

Inline Hexagon Workstation Typical  
Position 3 with Height Adjustable Worksurface



[View statement of line](#)

## Product features.

- 5" Solid wood feet - oval shape, ships KD
- 4 Power outlets with 1 telecom plate, see options below for telecom plate
- Adjustable height from 27" to 47.5" with a maximum weight capacity of 275 lbs. Lift standard in MFW White, optional MFB Black
- HNY7227WT163 Height Adjustable worksurfaces are included
- Wire management tray attaches to worksurface top, standard in MFW White, see premium metal finish for options

### NOTES

- 1" Gap between worksurface and panels to drop wires below worksurface
- Metal parts include 5 year warranty
- Programmable height adjustable mechanism, motor includes 2 year warranty

## Options.

### ACCESSORIES

- K28: Articulating Keyboard w/ Mouse - \$390
- K31-SK: Center drawer w/ skirt - \$310
- K31: Center drawer w/o skirt - \$205

### CONCEALED FLOOR POWER INFEED COVER

- PCEB: White metal finish concealed floor power infeed cover - \$150

### DELETE TOP AND WIRE TRAY

- DHAT: Delete height adjustable top. Deduct \$3265 Veneer(W), \$3095 High Pressure Laminate(G), \$2770 Thermally Fused Laminate(M) per top

### METAL FEET

- MTL10: Replace solid wood feet with metal feet, standard MFW White - \$55 ea

### PREMIUM METAL FINISH

- Specify premium metal finish. MFMB: Matte Black, MFS: Silver, MFSS: Salmon Sienna, MFSA: Surfing Aquavert, MFPS: Pistachio, MFOS: Oyster, MFNA: Navy, MFOL: Olive, MFGB: Grey Beige MFGG: Graphite Gray, MFG: Gray
- Premium metal finish for WMT Wire Management Tray - \$75 ea
- Premium metal finish for MTL10 Metal Feet - \$20 ea
- Premium metal finish for PCEB Concealed Floor Power Infeed Cover - \$35

### STARTER PANEL

- RSP: Substitute round starter panel in place of flat starter panel. Must substitute all starters, priced per starter panel - \$83 each. See HNY3555SP888

### TELECOM PLATES

- Each power unit has 1 plate. All telecom connectors sold separately.
- RJ45 (1) - \$35, RJ45 (2) - \$70, RJ45 (3) - \$105, USB (1) - \$70, USB (2) - \$140, RJ45/USB - \$105, RJ45/HDMI - \$190, HDMI/USB - \$205

1 Select a model w" x d" x h"	PERSON	yardage	Standard Veneer Top Upholstered Panels - COM\$		Premium Veneer Top Upholstered Panels - COM\$		High Pressure Laminate Top Upholstered Panels - COM\$		Thermally Fused Laminate Top Upholstered Panels - COM\$	
602 x 86 x 55	8	128	HNY60286HA578W	69359	"P" Option N/A	HNY60286HA578G	67999	HNY60286HA578M	65399	
528 x 86 x 55	7	112	HNY52886HA578W	60845	"P" Option N/A	HNY52886HA578G	59655	HNY52886HA578M	57380	
453 x 86 x 55	6	97	HNY45386HA578W	52331	"P" Option N/A	HNY45386HA578G	51311	HNY45386HA578M	49361	
378 x 86 x 55	5	81	HNY37886HA578W	43817	"P" Option N/A	HNY37886HA578G	42967	HNY37886HA578M	41342	
303 x 86 x 55	4	66	HNY30386HA578W	35303	"P" Option N/A	HNY30386HA578G	34623	HNY30386HA578M	33323	
228 x 86 x 55	3	50	HNY22886HA578W	26789	"P" Option N/A	HNY22886HA578G	26279	HNY22886HA578M	25304	
153 x 86 x 55	2	35	HNY15386HA578W	18275	"P" Option N/A	HNY15386HA578G	17935	HNY15386HA578M	17285	
78 x 86 x 55	1	19	HNY7886HA578W	9761	"P" Option N/A	HNY7886HA578G	9591	HNY7886HA578M	9266	

2 Select a worksurface finish <a href="#">View finish details</a>	WWP	WBW	GEC	LW01	MEC
PO01	WSW		GWL	LW02	MOC
PO02	WEC		LP01	LW04	MSW
PO03	WOW		LP02	LW05	MTW
PO04	WNO		LF01	LW06	MWL
PO05	WSO		LF02	LW07	
PO06			LF03		
PO07			LN01		
PO08			LA01		
PO09			LA02		

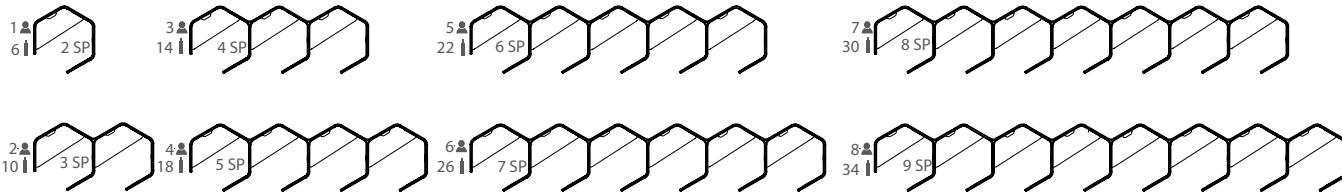
3 Select feet finish <a href="#">View finish details</a>	WWP	WBW	WWP	WBW	WWP	WBW
PO01	WSW		PO01	WSW	PO01	WSW
PO02	WEC		PO02	WEC	PO02	WEC
PO03	WOW		PO03	WOW	PO03	WOW
PO04	WNO		PO04	WNO	PO04	WNO
PO05	WSO		PO05	WSO	PO05	WSO
PO06			PO06		PO06	
PO07			PO07		PO07	
PO08			PO08		PO08	
PO09			PO09		PO09	


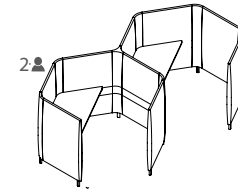
4 Select a edge <a href="#">View edge details</a>	Cliff-1 Veneer	Cliff-2 Black	Cliff-3 White	Flat-2 Black	Flat-3 White	Flat-4 Matching
	Flat-1 Veneer	Flat-2 Black	Flat-3 White	Flat-1 HPL	Flat-2 Black	Flat-3 White

# Honey.

## Inline Hexagon Workstation Typical Position 3 Desk with Fixed Worksurface



Number of Feet per Typical (MTL10 Option) "SP" Number of Starter Panels per Typical (RSP Option)



[View statement of line](#)

## Product features.

- 5" Solid wood feet - oval shape
- HNY7227WT162 Fixed Desk Height worksurfaces, 29" worksurface height
- Ships KD

## Options.

### ACCESSORIES

- K28: Articulating Keyboard w/ Mouse - \$390
- K31-SK: Center drawer w/ skirt - \$310
- K31: Center drawer w/o skirt - \$205

### CONCEALED FLOOR POWER INFEEED COVER

- PCEB: White metal finish concealed floor power infeed cover - \$150

### DELETE TOP

- DFT: Delete fixed top. Deduct \$1125 Veneer(W), \$955 High Pressure Laminate (G), \$630 Thermally Fused Laminate (M) per top

### METAL FEET

- MTL10: Replace solid wood feet with metal feet, standard MFW White - \$55 ea

### PREMIUM METAL FINISH

- Specify premium metal finish. MFMB: Matte Black, MFS: Silver, MFSS: Salmon Sienna, MFSA: Surfing Aquavert, MFPS: Pistachio, MFOS: Oyster, MFNA: Navy, MFOL: Olive, MFGB: Grey Beige MFGG: Graphite Gray, MFG: Gray
- Premium metal finish for WMT Wire Management Tray - \$75 ea
- Premium metal finish for MTL10 Metal Feet - \$20 ea
- Premium metal finish for PCEB Concealed Floor Power Infeed Cover - \$35

### STARTER PANEL

- RSP: Substitute round starter panel in place of flat starter panel. Must substitute all starters, priced per starter panel - \$83 each. See HNY3555SP888

### WORKSURFACE HEIGHT

- Modify worksurface height to bar height.
- THL-42: Position worksurface at bar height - N/C

### WIRE TRAY

- WMT: Wire metal tray. Mounts under top and comes standard in MFW White - \$210

1 Select a model w" x d" x h"	PERSON	yardage	Standard Veneer Top		Premium Veneer Top		High Pressure Laminate Top		Thermally Fused Laminate Top	
			Upholstered Panels - COM\$		Upholstered Panels - COM\$		Upholstered Panels - COM\$		Upholstered Panels - COM\$	
602 x 86 x 55	8	128	HNY60286FT578W	49065	"P" Option N/A	HNY60286FT578G	47705	HNY60286FT578M	45105	
528 x 86 x 55	7	112	HNY52886FT578W	43079	"P" Option N/A	HNY52886FT578G	41889	HNY52886FT578M	39614	
453 x 86 x 55	6	97	HNY45386FT578W	37093	"P" Option N/A	HNY45386FT578G	36073	HNY45386FT578M	34123	
378 x 86 x 55	5	81	HNY37886FT578W	31107	"P" Option N/A	HNY37886FT578G	30257	HNY37886FT578M	28632	
303 x 86 x 55	4	66	HNY30386FT578W	25121	"P" Option N/A	HNY30386FT578G	24441	HNY30386FT578M	23141	
228 x 86 x 55	3	50	HNY22886FT578W	19135	"P" Option N/A	HNY22886FT578G	18625	HNY22886FT578M	17650	
153 x 86 x 55	2	35	HNY15386FT578W	13149	"P" Option N/A	HNY15386FT578G	12809	HNY15386FT578M	12159	
78 x 86 x 55	1	19	HNY7886FT578W	7163	"P" Option N/A	HNY7886FT578G	6993	HNY7886FT578M	6668	

2 Select a worksurface finish	WWP		WBW		GEC		LW01		MEC	
<a href="#">View finish details</a>	PO01	WSW	PO01	WSW	GWL	LW02	PO01	WSW	MOC	
	PO02	WEC	PO02	WEC	LP01	LW04	PO02	WEC	MSW	
	PO03	WOW	PO03	WOW	LP02	LW05	PO03	WOW	MTW	
	PO04	WNO	PO04	WNO	LF01	LW06	PO04	WNO	MWL	
	PO05	WSO	PO05	WSO	LF02	LW07	PO05	WSO		
	PO06		PO06		LF03		PO06			
	PO07		PO07		LN01		PO07			
	PO08		PO08		LA01		PO08			
	PO09		PO09		LA02		PO09			

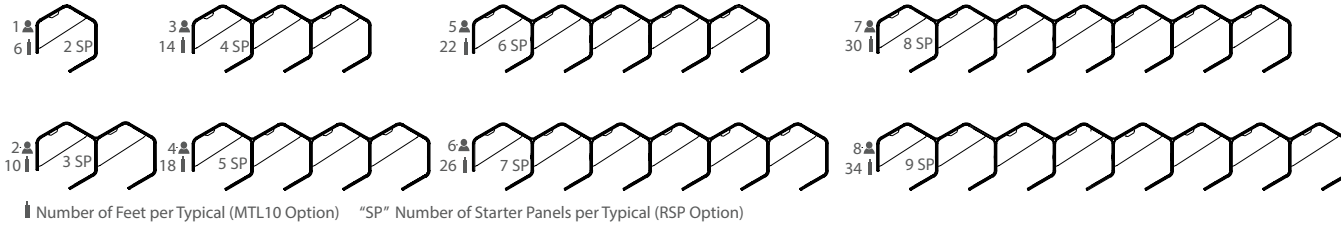
3 Select feet finish	WWP		WBW		WWP		WBW	
<a href="#">View finish details</a>	PO01	WSW	PO01	WSW	PO01	WSW	PO01	WSW
	PO02	WEC	PO02	WEC	PO02	WEC	PO02	WEC
	PO03	WOW	PO03	WOW	PO03	WOW	PO03	WOW
	PO04	WNO	PO04	WNO	PO04	WNO	PO04	WNO
	PO05	WSO	PO05	WSO	PO05	WSO	PO05	WSO
	PO06		PO06		PO06		PO06	
	PO07		PO07		PO07		PO07	
	PO08		PO08		PO08		PO08	
	PO09		PO09		PO09		PO09	


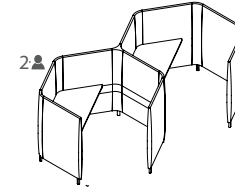
4 Select an edge	Cliff-1			Cliff-2			Cliff-3		
<a href="#">View edge details</a>	Veneer	Black	White	HPL	Black	White	Flat-2	Flat-3	Flat-4
	Flat-1	Flat-2	Flat-3	Flat-1	Flat-2	Flat-3	Black	White	Matching
	Veneer	Black	White	HPL	Black	White			

# Honey.

## Inline Hexagon Workstation Typical Position 3 Desk with Power Fixed Worksurface



Number of Feet per Typical (MTL10 Option) "SP" Number of Starter Panels per Typical (RSP Option)



[View statement of line](#)

## Product features.

- HNY7227WT162 Fixed Desk Height worksurfaces, 29" worksurface height
- 5" Solid wood feet - oval shape
- 4 Power outlets with 1 telecom plate, see options below for telecom plate
- Ships KD
- Wire management tray attaches to worksurface top, standard in MFW White, see premium metal finish for options
- Hardwire infeed and jumpers are included in workstations

## Options.

### ACCESSORIES

- K28: Articulating Keyboard w/ Mouse - \$390
- K31-SK: Center drawer w/ skirt - \$310
- K31: Center drawer w/o skirt - \$205

### CONCEALED FLOOR POWER INFEEED COVER

- PCEB: White metal finish concealed floor power infeed cover - \$150

### DELETE TOP AND WIRE TRAY

- DFP: Delete fixed top. Deduct \$1335 Veneer (W), \$1165 High Pressure Laminate (G), \$840 Thermally Fused Laminate (M) per top

### METAL FEET

- MTL10: Replace solid wood feet with metal feet, standard MFW White - \$55 ea

### PREMIUM METAL FINISH

- Specify premium metal finish. MFMB: Matte Black, MFS: Silver, MFSS: Salmon Sienna, MFSA: Surfin Aquavert, MFPS: Pistachio, MFOS: Oyster, MFNA: Navy, MFOL: Olive, MFGB: Grey Beige MFGG: Graphite Gray, MFG: Gray
- Premium metal finish for WMT Wire Management Tray - \$75 ea
- Premium metal finish for MTL10 Metal Feet - \$20 ea
- Premium metal finish for PCEB Concealed Floor Power Infeed Cover - \$35

### STARTER PANEL

- RSP: Substitute round starter panel in place of flat starter panel. Must substitute all starters, priced per starter panel - \$83 each. See HNY3555SP888

### TELECOM PLATES

- Each power unit has 1 plate. All telecom connectors sold separately.
- RJ45 (1) - \$35, RJ45 (2) - \$70, RJ45 (3) - \$105, USB (1) - \$70, USB (2) - \$140, RJ45/USB - \$105, RJ45/HDMI - \$190, HDMI/USB - \$205

### WORKSURFACE HEIGHT

- THL42: Modify worksurface height to bar height - N/C

1 Select a model w" x d" x h"	PERSON	yardage	Standard Veneer Top Upholstered Panels - COM\$		Premium Veneer Top Upholstered Panels - COM\$		High Pressure Laminate Top Upholstered Panels - COM\$		Thermally Fused Laminate Top Upholstered Panels - COM\$	
602 x 86 x 55	8	128	HNY60286FP578W	53919	"P" Option N/A	HNY60286FP578G	52559	HNY60286FP578M	49959	
528 x 86 x 55	7	112	HNY52886FP578W	47335	"P" Option N/A	HNY52886FP578G	46145	HNY52886FP578M	43870	
453 x 86 x 55	6	97	HNY45386FP578W	40751	"P" Option N/A	HNY45386FP578G	39731	HNY45386FP578M	37781	
378 x 86 x 55	5	81	HNY37886FP578W	34167	"P" Option N/A	HNY37886FP578G	33317	HNY37886FP578M	31692	
303 x 86 x 55	4	66	HNY30386FP578W	27583	"P" Option N/A	HNY30386FP578G	26903	HNY30386FP578M	25603	
228 x 86 x 55	3	50	HNY22886FP578W	20999	"P" Option N/A	HNY22886FP578G	20489	HNY22886FP578M	19514	
153 x 86 x 55	2	35	HNY15386FP578W	14415	"P" Option N/A	HNY15386FP578G	14075	HNY15386FP578M	13425	
78 x 86 x 55	1	19	HNY7886FP578W	7831	"P" Option N/A	HNY7886FP578G	7661	HNY7886FP578M	7336	

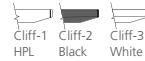
2 Select a worksurface finish <a href="#">View finish details</a>	WWP	WBW	GEC	LW01	MEC
PO01	WSW		GWL	LW02	MOC
PO02	WEC		LP01	LW04	MSW
PO03	WOW		LP02	LW05	MTW
PO04	WNO		LF01	LW06	MWL
PO05	WSO		LF02	LW07	
PO06			LF03		
PO07			LN01		
PO08			LA01		
PO09			LA02		

3 Select feet finish <a href="#">View finish details</a>	WWP	WBW	WWP	WBW	WWP	WBW
PO01	WSW		PO01	WSW	PO01	WSW
PO02	WEC		PO02	WEC	PO02	WEC
PO03	WOW		PO03	WOW	PO03	WOW
PO04	WNO		PO04	WNO	PO04	WNO
PO05	WSO		PO05	WSO	PO05	WSO
PO06			PO06		PO06	
PO07			PO07		PO07	
PO08			PO08		PO08	
PO09			PO09		PO09	

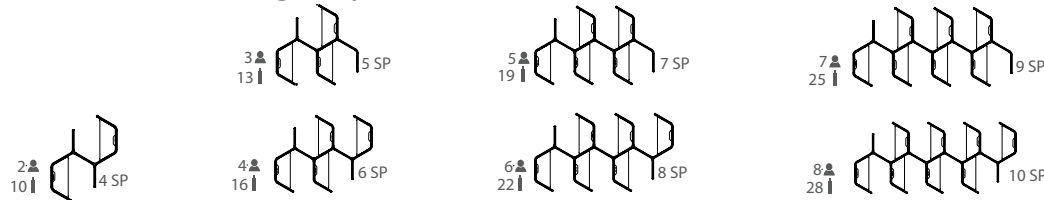
  

4 Select a edge <a href="#">View edge details</a>	Cliff-1 Veneer	Cliff-2 Black	Cliff-3 White	Flat-1 Veneer	Flat-2 Black	Flat-3 White

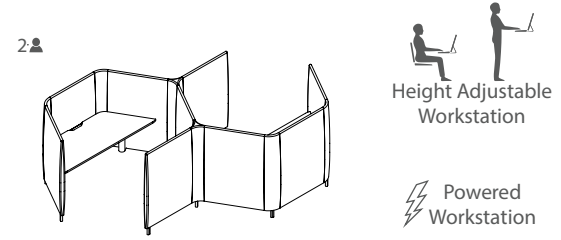


# Honey.

Double Hexagon Workstation Typical  
Position 1 Desk with Height Adjustable Worksurface



Number of Feet per Typical (MTL10 Option) "SP" Number of Starter Panels per Typical (RSP Option)



Height Adjustable Workstation

Powered Workstation

[View statement of line](#)

## Product features.

- 5" Solid wood feet - oval shape, ships KD
- 4 Power outlets with 1 telecom plate, see options below for telecom plate
- Adjustable height from 27" to 47.5" with a maximum weight capacity of 275 lbs. Lift standard in MFW White, optional MFB Black
- HNY7227WT163 Height Adjustable worksurfaces are included
- Wire management tray attaches to worksurface top, standard in MFW White, see premium metal finish for options

### NOTES

- 1" Gap between worksurface and panels to drop wires below worksurface
- Metal parts include 5 year warranty
- Programmable height adjustable mechanism, motor includes 2 year warranty

## Options.

### ACCESSORIES

- K28: Articulating Keyboard w/ Mouse - \$390
- K31-SK: Center drawer w/ skirt - \$310
- K31: Center drawer w/o skirt - \$205

### CONCEALED FLOOR POWER INFEED COVER

- PCEB: White metal finish concealed floor power infeed cover - \$150

### DELETE TOP AND WIRE TRAY

- DHAT: Delete height adjustable top. Deduct \$3265 Veneer(W), \$3095 High Pressure Laminate(G), \$2770 Thermally Fused Laminate(M) per top

### METAL FEET

- MTL10: Replace solid wood feet with metal feet, standard MFW White - \$55 ea

### PREMIUM METAL FINISH

- Specify premium metal finish. MFMB: Matte Black, MFS: Silver, MFSS: Salmon Sienna, MFSA: Surfing Aquavert, MFPS: Pistachio, MFOS: Oyster, MFNA: Navy, MFOL: Olive, MFGB: Grey Beige MFGG: Graphite Gray, MFG: Gray
- Premium metal finish for WMT Wire Management Tray - \$75 ea
- Premium metal finish for MTL10 Metal Feet - \$20 ea
- Premium metal finish for PCEB Concealed Floor Power Infeed Cover - \$35

### STARTER PANEL

- RSP: Substitute round starter panel in place of flat starter panel. Must substitute all starters, priced per starter panel - \$83 each. See HNY3555SP888

### TELECOM PLATES

- Each power unit has 1 plate. All telecom connectors sold separately.
- RJ45 (1) - \$35, RJ45 (2) - \$70, RJ45 (3) - \$105, USB (1) - \$70, USB (2) - \$140, RJ45/USB - \$105, RJ45/HDMI - \$190, HDMI/USB - \$205

1 Select a model w" x d" x h"	PERSON	yardage	Standard Veneer Top Upholstered Panels - COM\$		Premium Veneer Top Upholstered Panels - COM\$		High Pressure Laminate Top Upholstered Panels - COM\$		Thermally Fused Laminate Top Upholstered Panels - COM\$	
340 x 150 x 55	8	103	HNY340150HA579W	61120	"P" Option N/A	HNY340150HA579G	59760	HNY340150HA579M	57160	
303 x 150 x 55	7	92	HNY303150HA579W	53826	"P" Option N/A	HNY303150HA579G	52636	HNY303150HA579M	50361	
265 x 150 x 55	6	80	HNY265150HA579W	46732	"P" Option N/A	HNY265150HA579G	45712	HNY265150HA579M	43762	
228 x 150 x 55	5	69	HNY228150HA579W	39488	"P" Option N/A	HNY228150HA579G	38638	HNY228150HA579M	37013	
191 x 150 x 55	4	57	HNY191150HA579W	32344	"P" Option N/A	HNY191150HA579G	31664	HNY191150HA579M	30364	
153 x 150 x 55	3	46	HNY153150HA579W	25050	"P" Option N/A	HNY153150HA579G	24540	HNY153150HA579M	23565	
116 x 150 x 55	2	34	HNY116150HA579W	17961	"P" Option N/A	HNY116150HA579G	17621	HNY116150HA579M	16971	

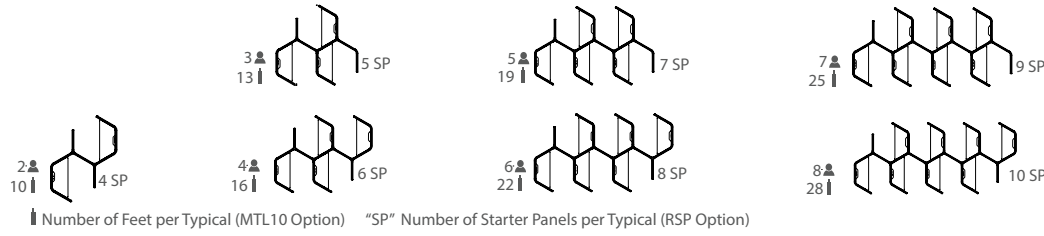
2 Select a worksurface finish <a href="#">View finish details</a>		3 Select feet finish <a href="#">View finish details</a>		4 Select an edge <a href="#">View edge details</a>	
WWP	WBW	WWP	WBW	Cliff-1	Veneer
PO01	WSW	PO01	WSW	Cliff-2	Black
PO02	WEC	PO02	WEC	Cliff-3	White
PO03	WOW	PO03	WOW	Flat-1	Veneer
PO04	WNO	PO04	WNO	Flat-2	Black
PO05	WSO	PO05	WSO	Flat-3	White
PO06		PO06			
PO07		PO07			
PO08		PO08			
PO09		PO09			



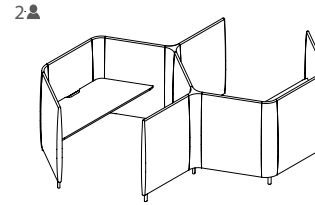


# Honey.

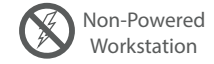
## Double Hexagon Workstation Typical Position 1 Desk with Fixed Worksurface



Number of Feet per Typical (MTL10 Option) "SP" Number of Starter Panels per Typical (RSP Option)



Fixed Top Workstation



[View statement of line](#)

### Product features.

- 5" Solid wood feet - oval shape
- HNY7227WT162 Fixed Desk Height worksurfaces, 29" worksurface height
- Ships KD

### Options.

#### ACCESSORIES

- K28: Articulating Keyboard w/ Mouse - \$390
- K31-SK: Center drawer w/ skirt - \$310
- K31: Center drawer w/o skirt - \$205

#### CONCEALED FLOOR POWER INFEEED COVER

- PCEB: White metal finish concealed floor power infeed cover - \$150

#### DELETE TOP

- DFT: Delete fixed top. Deduct \$1125 Veneer(W), \$955 High Pressure Laminate (G), \$630 Thermally Fused Laminate (M) per top

#### METAL FEET

- MTL10: Replace soild wood feet with metal feet, standard MFW White - \$55 ea

#### PREMIUM METAL FINISH

- Specify premium metal finish. MFMB: Matte Black, MFS: Silver, MFSS: Salmon Sienna, MFSA: Surfin Aquavert, MFPS: Pistachio, MFOS: Oyster, MFNA: Navy, MFOL: Olive, MFGB: Grey Beige MFGG: Graphite Gray, MFG: Gray
- Premium metal finish for WMT Wire Management Tray - \$75 ea
- Premium metal finish for MTL10 Metal Feet - \$20 ea
- Premium metal finish for PCEB Concealed Floor Power Infeed Cover - \$35

#### STARTER PANEL

- RSP: Substitute round starter panel in place of flat starter panel. Must substitute all starters, priced per starter panel - \$83 each. See HNY3555SP888

#### WORKSURFACE HEIGHT

- Modify worksurface height to bar height.
- THL-42: Position worksurface at bar height - N/C

#### WIRE TRAY

- WMT: Wire metal tray. Mounts under top and comes standard in MFW White - \$210

1 Select a model w" x d" x h"	PERSON	yardage	Standard Veneer Top Upholstered Panels - COM\$		Premium Veneer Top Upholstered Panels - COM\$		High Pressure Laminate Top Upholstered Panels - COM\$		Thermally Fused Laminate Top Upholstered Panels - COM\$	
340 x 150 x 55	8	103	HNY340150FT579W	40726	"P" Option N/A	HNY340150FT579G	39366	HNY340150FT579M	36766	
303 x 150 x 55	7	92	HNY303150FT579W	36060	"P" Option N/A	HNY303150FT579G	34870	HNY303150FT579M	32595	
265 x 150 x 55	6	80	HNY265150FT579W	31394	"P" Option N/A	HNY265150FT579G	30374	HNY265150FT579M	28424	
228 x 150 x 55	5	69	HNY228150FT579W	26728	"P" Option N/A	HNY228150FT579G	25878	HNY228150FT579M	24253	
191 x 150 x 55	4	57	HNY191150FT579W	22062	"P" Option N/A	HNY191150FT579G	21382	HNY191150FT579M	20082	
153 x 150 x 55	3	46	HNY153150FT579W	17396	"P" Option N/A	HNY153150FT579G	16886	HNY153150FT579M	15911	
116 x 150 x 55	2	34	HNY116150FT579W	12730	"P" Option N/A	HNY116150FT579G	12390	HNY116150FT579M	11740	

[Click Here for Graded in Pricing](#)

2 Select a worksurface finish <a href="#">View finish details</a>	WWP	WBW
PO01	WSW	
PO02	WEC	
PO03	WOW	
PO04	WNO	
PO05	WSO	
PO06		
PO07		
PO08		
PO09		

3 Select feet finish <a href="#">View finish details</a>	WWP	WBW
PO01	WSW	
PO02	WEC	
PO03	WOW	
PO04	WNO	
PO05	WSO	
PO06		
PO07		
PO08		
PO09		

4 Select an edge <a href="#">View edge details</a>	Cliff-1 Veneer	Cliff-2 Black	Cliff-3 White	Flat-1 Veneer	Flat-2 Black	Flat-3 White

GEC
GWL
LP01
LP02
LF01
LF02
LF03
LN01
LA01
LA02

LW01	LW02	LW04	LW05	LW06	LW07

MEC	MOC	MSW	MTW	MWL

WWP
PO01
PO02
PO03
PO04
PO05
PO06
PO07
PO08
PO09

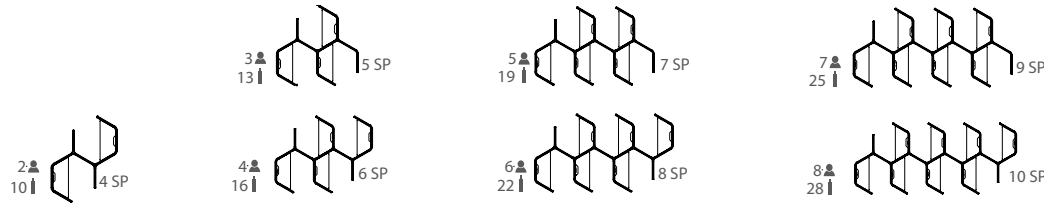
WBW
WSW
WEC
WOW
WNO
WSO

WWP
PO01
PO02
PO03
PO04
PO05
PO06
PO07
PO08
PO09

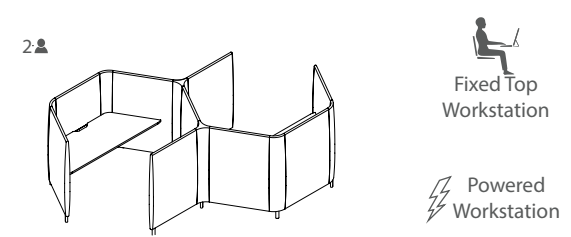
Flat-2 Black	Flat-3 White	Flat-4 Matching

# Honey.

## Double Hexagon Workstation Typical Position 1 Desk with Power Fixed Worksurface



Number of Feet per Typical (MTL10 Option) "SP" Number of Starter Panels per Typical (RSP Option)



DARRAN

[View statement of line](#)

### Product features.

- HNY7227WT162 Fixed Desk Height worksurfaces, 29" worksurface height
- 5" Solid wood feet - oval shape
- 4 Power outlets with 1 telecom plate, see options below for telecom plate
- Ships KD
- Wire management tray attaches to worksurface top, standard in MFW White, see premium metal finish for options
- Hardwire infeed and jumpers are included in workstations

### Options.

#### ACCESSORIES

- K28: Articulating Keyboard w/ Mouse - \$390
- K31-SK: Center drawer w/ skirt - \$310
- K31: Center drawer w/o skirt - \$205

#### CONCEALED FLOOR POWER INFEEED COVER

- PCEB: White metal finish concealed floor power infeed cover - \$150

#### DELETE TOP AND WIRE TRAY

- DFP: Delete fixed top. Deduct \$1335 Veneer (W), \$1165 High Pressure Laminate (G), \$840 Thermally Fused Laminate (M) per top

#### METAL FEET

- MTL10: Replace solid wood feet with metal feet, standard MFW White - \$55 ea

#### PREMIUM METAL FINISH

- Specify premium metal finish. MFMB: Matte Black, MFS: Silver, MFSS: Salmon Sienna, MFSA: Surfin Aquavert, MFPS: Pistachio, MFOS: Oyster, MFNA: Navy, MFOL: Olive, MFGB: Grey Beige MFGG: Graphite Gray, MFG: Gray
- Premium metal finish for WMT Wire Management Tray - \$75 ea
- Premium metal finish for MTL10 Metal Feet - \$20 ea
- Premium metal finish for PCEB Concealed Floor Power Infeed Cover - \$35

#### STARTER PANEL

- RSP: Substitute round starter panel in place of flat starter panel. Must substitute all starters, priced per starter panel - \$83 each. See HNY3555SP888

#### TELECOM PLATES

- Each power unit has 1 plate. All telecom connectors sold separately.
- RJ45 (1) - \$35, RJ45 (2) - \$70, RJ45 (3) - \$105, USB (1) - \$70, USB (2) - \$140, RJ45/USB - \$105, RJ45/HDMI - \$190, HDMI/USB - \$205

#### WORKSURFACE HEIGHT

- THL42: Modify worksurface height to bar height - N/C

1 Select a model w" x d" x h"	person	yardage	Standard Veneer Top Upholstered Panels - COM\$		Premium Veneer Top Upholstered Panels - COM\$		High Pressure Laminate Top Upholstered Panels - COM\$		Thermally Fused Laminate Top Upholstered Panels - COM\$	
			WWP	WBW	WWP	WBW	GEC	LW01	MEC	WWP
340 x 150 x 55	8	103	HNY340150FP579W	45680	"P" Option N/A	HNY340150FP579G	44320	HNY340150FP579M	41720	
303 x 150 x 55	7	92	HNY303150FP579W	40316	"P" Option N/A	HNY303150FP579G	39126	HNY303150FP579M	36851	
265 x 150 x 55	6	80	HNY265150FP579W	35152	"P" Option N/A	HNY265150FP579G	34132	HNY265150FP579M	32182	
228 x 150 x 55	5	69	HNY228150FP579W	29838	"P" Option N/A	HNY228150FP579G	28988	HNY228150FP579M	27363	
191 x 150 x 55	4	57	HNY191150FP579W	24624	"P" Option N/A	HNY191150FP579G	23944	HNY191150FP579M	22644	
153 x 150 x 55	3	46	HNY153150FP579W	19260	"P" Option N/A	HNY153150FP579G	18750	HNY153150FP579M	17775	
116 x 150 x 55	2	34	HNY116150FP579W	14101	"P" Option N/A	HNY116150FP579G	13761	HNY116150FP579M	13111	

2 Select a worksurface finish <a href="#">View finish details</a>	Standard Veneer Top		High Pressure Laminate Top		Thermally Fused Laminate Top	
	WWP	WBW	GEC	LW01	MEC	WWP
PO01	WSW	GWL	LW02	MOC	WWP	
PO02	WEC	LP01	LW04	MSW	WBW	
PO03	WOW	LP02	LW05	MTW	WSW	
PO04	WNO	LF01	LW06	MWL	WEC	
PO05	WSO	LF02	LW07		WOW	
PO06		LF03			WNO	
PO07		LN01			WSO	
PO08		LA01				
PO09		LA02				

3 Select feet finish <a href="#">View finish details</a>	Standard Veneer Top		High Pressure Laminate Top		Thermally Fused Laminate Top	
	WWP	WBW	WWP	WBW	WWP	WBW
PO01	WSW	WWP	WBW	PO01	WSW	
PO02	WEC	PO02	WEC	PO02	WEC	
PO03	WOW	PO03	WOW	PO03	WOW	
PO04	WNO	PO04	WNO	PO04	WNO	
PO05	WSO	PO05	WSO	PO05	WSO	
PO06		PO06		PO06		
PO07		PO07		PO07		
PO08		PO08		PO08		
PO09		PO09		PO09		

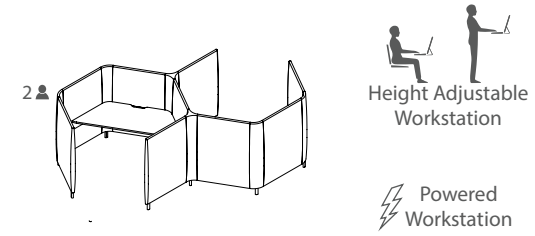
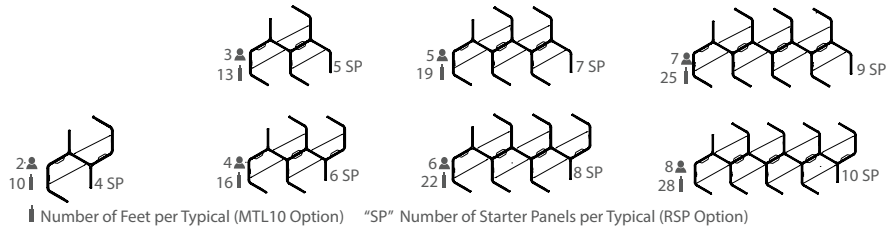
  

4 Select an edge <a href="#">View edge details</a>	Standard Veneer Top			High Pressure Laminate Top			Thermally Fused Laminate Top		
	Cliff-1 Veneer	Cliff-2 Black	Cliff-3 White	Cliff-1 HPL	Cliff-2 Black	Cliff-3 White	Flat-2 Black	Flat-3 White	Flat-4 Matching
	Flat-1 Veneer	Flat-2 Black	Flat-3 White	Flat-1 HPL	Flat-2 Black	Flat-3 White			



# Honey.

## Double Hexagon Workstation Typical Position 2 Desk with Height Adjustable Worksurface



1 Select a model w" x d" x h"	person	yardage	Standard Veneer Top Upholstered Panels - COM\$		Premium Veneer Top Upholstered Panels - COM\$		High Pressure Laminate Top Upholstered Panels - COM\$		Thermally Fused Laminate Top Upholstered Panels - COM\$	
340 x 150 x 55	8	103	HNY340150HA580W	60013	"P" Option N/A	HNY340150HA580G	58653	HNY340150HA580M	56053	
303 x 150 x 55	7	92	HNY303150HA580W	52819	"P" Option N/A	HNY303150HA580G	51629	HNY303150HA580M	49354	
265 x 150 x 55	6	80	HNY265150HA580W	45944	"P" Option N/A	HNY265150HA580G	44924	HNY265150HA580M	42974	
228 x 150 x 55	5	69	HNY228150HA580W	38750	"P" Option N/A	HNY228150HA580G	37900	HNY228150HA580M	36275	
191 x 150 x 55	4	57	HNY191150HA580W	31875	"P" Option N/A	HNY191150HA580G	31195	HNY191150HA580M	29895	
153 x 150 x 55	3	46	HNY153150HA580W	24681	"P" Option N/A	HNY153150HA580G	24171	HNY153150HA580M	23196	
116 x 150 x 55	2	34	HNY116150HA580W	17806	"P" Option N/A	HNY116150HA580G	17466	HNY116150HA580M	16816	

2 Select a worksurface finish <i>View finish details</i>	Standard Veneer Top		High Pressure Laminate Top		Thermally Fused Laminate Top	
	WWP	WBW	GEC	LW01	MEC	MOC
PO01	WSW	GWL	LW02	MSW	MOC	
PO02	WEC	LP01	LW04	MTW	MSW	
PO03	WOW	LP02	LW05	MWL	MTW	
PO04	WNO	LF01	LW06		MWL	
PO05	WSO	LF02	LW07			
PO06		LF03				
PO07		LN01				
PO08		LA01				
PO09		LA02				

3 Select feet finish <i>View finish details</i>	Standard Veneer Top		High Pressure Laminate Top		Thermally Fused Laminate Top	
	WWP	WBW	WWP	WBW	WWP	WBW
PO01	WSW	WWP	WBW	PO01	WSW	
PO02	WEC	PO02	WEC	PO02	WEC	
PO03	WOW	PO03	WOW	PO03	WOW	
PO04	WNO	PO04	WNO	PO04	WNO	
PO05	WSO	PO05	WSO	PO05	WSO	
PO06		PO06		PO06		
PO07		PO07		PO07		
PO08		PO08		PO08		
PO09		PO09		PO09		

4 Select an edge <i>View edge details</i>	Standard Veneer Top			High Pressure Laminate Top			Thermally Fused Laminate Top		
	Cliff-1 Veneer	Cliff-2 Black	Cliff-3 White	Cliff-1 HPL	Cliff-2 Black	Cliff-3 White	Flat-2 Black	Flat-3 White	Flat-4 Matching
	Flat-1 Veneer	Flat-2 Black	Flat-3 White	Flat-1 HPL	Flat-2 Black	Flat-3 White			

### View statement of line Product features.

- 5" Solid wood feet - oval shape, ships KD
- 4 Power outlets with 1 telecom plate, see options below for telecom plate
- Adjustable height from 27" to 47.5" with a maximum weight capacity of 275 lbs. Lift standard in MFW White, optional MFB Black
- HNY7227WT163 Height Adjustable worksurfaces are included
- Wire management tray attaches to worksurface top, standard in MFW White, see premium metal finish for options

#### NOTES

- 1" Gap between worksurface and panels to drop wires below worksurface
- Metal parts include 5 year warranty
- Programmable height adjustable mechanism, motor includes 2 year warranty

### Options.

#### ACCESSORIES

- K28: Articulating Keyboard w/ Mouse - \$390
- K31-SK: Center drawer w/ skirt - \$310
- K31: Center drawer w/o skirt - \$205

#### CONCEALED FLOOR POWER INFEED COVER

- PCEB: White metal finish concealed floor power infeed cover - \$150

#### DELETE TOP AND WIRE TRAY

- DHAT: Delete height adjustable top. Deduct \$3265 Veneer(W), \$3095 High Pressure Laminate(G), \$2770 Thermally Fused Laminate(M) per top

#### METAL FEET

- MTL10: Replace solid wood feet with metal feet, standard MFW White - \$55 ea

#### PREMIUM METAL FINISH

- Specify premium metal finish. MFMB: Matte Black, MFS: Silver, MFSS: Salmon Sienna, MFSA: Surfing Aquavert, MFPS: Pistachio, MFOS: Oyster, MFNA: Navy, MFOL: Olive, MFGB: Grey Beige MFGG: Graphite Gray, MFG: Gray
- Premium metal finish for WMT Wire Management Tray - \$75 ea
- Premium metal finish for MTL10 Metal Feet - \$20 ea
- Premium metal finish for PCEB Concealed Floor Power Infeed Cover - \$35

#### STARTER PANEL

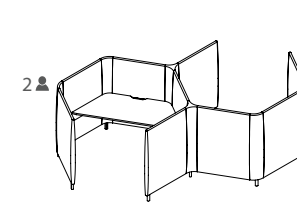
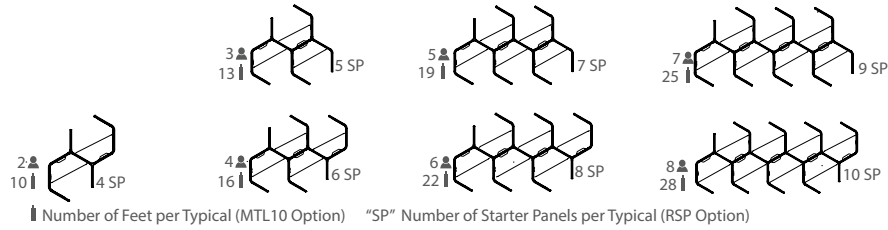
- RSP: Substitute round starter panel in place of flat starter panel. Must substitute all starters, priced per starter panel - \$83 each. See HNY3555SP888

#### TELECOM PLATES

- Each power unit has 1 plate. All telecom connectors sold separately.
- RJ45 (1) - \$35, RJ45 (2) - \$70, RJ45 (3) - \$105, USB (1) - \$70, USB (2) - \$140, RJ45/USB - \$105, RJ45/HDMI - \$190, HDMI/USB - \$205

# Honey.

## Double Hexagon Workstation Typical Position 2 Desk with Fixed Worksurface



Fixed Top  
Workstation

Non-Powered  
Workstation

[View statement of line](#)

## Product features.

- 5" Solid wood feet - oval shape
- HNY7227WT162 Fixed Desk Height worksurfaces, 29" worksurface height
- Ships KD

## Options.

### ACCESSORIES

- K28: Articulating Keyboard w/ Mouse - \$390
- K31-SK: Center drawer w/ skirt - \$310
- K31: Center drawer w/o skirt - \$205

### CONCEALED FLOOR POWER INFEED COVER

- PCEB: White metal finish concealed floor power infeed cover - \$150

### DELETE TOP

- DFT: Delete fixed top. Deduct \$1125 Veneer(W), \$955 High Pressure Laminate (G), \$630 Thermally Fused Laminate (M) per top

### METAL FEET

- MTL10: Replace soild wood feet with metal feet, standard MFW White - \$55 ea

### PREMIUM METAL FINISH

- Specify premium metal finish. MFMB: Matte Black, MFS: Silver, MFSS: Salmon Sienna, MFSA: Surfin Aquavert, MFPS: Pistachio, MFOS: Oyster, MFNA: Navy, MFOL: Olive, MFGB: Grey Beige MFGG: Graphite Gray, MFG: Gray
- Premium metal finish for WMT Wire Management Tray - \$75 ea
- Premium metal finish for MTL10 Metal Feet - \$20 ea
- Premium metal finish for PCEB Concealed Floor Power Infeed Cover - \$35

### STARTER PANEL

- RSP: Substitute round starter panel in place of flat starter panel. Must substitute all starters, priced per starter panel - \$83 each. See HNY3555SP888

### WORKSURFACE HEIGHT

- Modify worksurface height to bar height.
- THL-42: Position worksurface at bar height - N/C

### WIRE TRAY

- WMT: Wire metal tray. Mounts under top and comes standard in MFW White - \$210

1 Select a model w" x d" x h"	PERSON	yardage	Standard Veneer Top Upholstered Panels - COM\$		Premium Veneer Top Upholstered Panels - COM\$		High Pressure Laminate Top Upholstered Panels - COM\$		Thermally Fused Laminate Top Upholstered Panels - COM\$	
340 x 150 x 55	8	103	HNY340150FT580W	40726	"P" Option N/A	HNY340150FT580G	39366	HNY340150FT580M	36766	
303 x 150 x 55	7	92	HNY303150FT580W	36060	"P" Option N/A	HNY303150FT580G	34870	HNY303150FT580M	32595	
265 x 150 x 55	6	80	HNY265150FT580W	31394	"P" Option N/A	HNY265150FT580G	30374	HNY265150FT580M	28424	
228 x 150 x 55	5	69	HNY228150FT580W	26728	"P" Option N/A	HNY228150FT580G	25878	HNY228150FT580M	24253	
191 x 150 x 55	4	57	HNY191150FT580W	22062	"P" Option N/A	HNY191150FT580G	21382	HNY191150FT580M	20082	
153 x 150 x 55	3	46	HNY153150FT580W	17396	"P" Option N/A	HNY153150FT580G	16886	HNY153150FT580M	15911	
116 x 150 x 55	2	34	HNY116150FT580W	12730	"P" Option N/A	HNY116150FT580G	12390	HNY116150FT580M	11740	

2 Select a worksurface finish <a href="#">View finish details</a>								
WWP	WBW	GEC	LW01	MEC				
PO01	WSW	GWL	LW02	MOC				
PO02	WEC	LP01	LW04	MSW				
PO03	WOW	LP02	LW05	MTW				
PO04	WNO	LF01	LW06	MWL				
PO05	WSO	LF02	LW07					
PO06		LF03						
PO07		LN01						
PO08		LA01						
PO09		LA02						

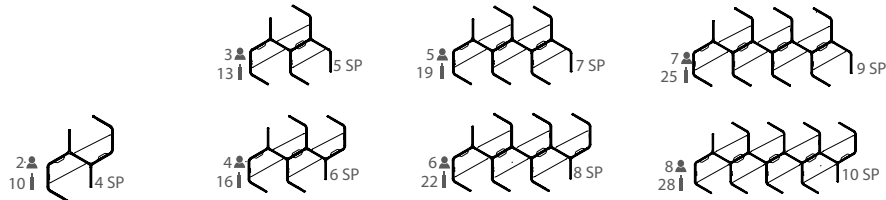
3 Select feet finish <a href="#">View finish details</a>								
WWP	WBW	WWP	WBW	WWP	WBW			
PO01	WSW	PO01	WSW	PO01	WSW			
PO02	WEC	PO02	WEC	PO02	WEC			
PO03	WOW	PO03	WOW	PO03	WOW			
PO04	WNO	PO04	WNO	PO04	WNO			
PO05	WSO	PO05	WSO	PO05	WSO			
PO06		PO06		PO06				
PO07		PO07		PO07				
PO08		PO08		PO08				
PO09		PO09		PO09				


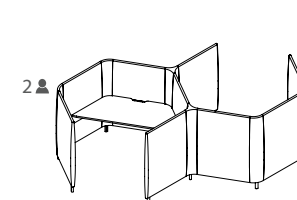
4 Select a edge <a href="#">View edge details</a>									
Cliff-1 Veneer	Cliff-2 Black	Cliff-3 White	Cliff-1 HPL	Cliff-2 Black	Cliff-3 White	Flat-2 Black	Flat-3 White	Flat-4 Matching	
Flat-1 Veneer	Flat-2 Black	Flat-3 White	Flat-1 HPL	Flat-2 Black	Flat-3 White				

# Honey.

## Double Hexagon Workstation Typical Position 2 Desk with Power Fixed Worksurface



Number of Feet per Typical (MTL10 Option) "SP" Number of Starter Panels per Typical (RSP Option)



[View statement of line](#)

## Product features.

- HNY7227WT162 Fixed Desk Height worksurfaces, 29" worksurface height
- 5" Solid wood feet - oval shape
- 4 Power outlets with 1 telecom plate, see options below for telecom plate
- Ships KD
- Wire management tray attaches to worksurface top, standard in MFW White, see premium metal finish for options
- Hardwire infeed and jumpers are included in workstations

## Options.

### ACCESSORIES

- K28: Articulating Keyboard w/ Mouse - \$390
- K31-SK: Center drawer w/ skirt - \$310
- K31: Center drawer w/o skirt - \$205

### CONCEALED FLOOR POWER INFEED COVER

- PCEB: White metal finish concealed floor power infeed cover - \$150

### DELETE TOP AND WIRE TRAY

- DFP: Delete fixed top. Deduct \$1335 Veneer (W), \$1165 High Pressure Laminate (G), \$840 Thermally Fused Laminate (M) per top

### METAL FEET

- MTL10: Replace solid wood feet with metal feet, standard MFW White - \$55 ea

### PREMIUM METAL FINISH

- Specify premium metal finish. MFMB: Matte Black, MFS: Silver, MFSS: Salmon Sienna, MFSA: Surfin Aquavert, MFPS: Pistachio, MFOS: Oyster, MFNA: Navy, MFOL: Olive, MFGB: Grey Beige MFGG: Graphite Gray, MFG: Gray
- Premium metal finish for WMT Wire Management Tray - \$75 ea
- Premium metal finish for MTL10 Metal Feet - \$20 ea
- Premium metal finish for PCEB Concealed Floor Power Infeed Cover - \$35

### STARTER PANEL

- RSP: Substitute round starter panel in place of flat starter panel. Must substitute all starters, priced per starter panel - \$83 each. See HNY3555SP888

### TELECOM PLATES

- Each power unit has 1 plate. All telecom connectors sold separately.
- RJ45 (1) - \$35, RJ45 (2) - \$70, RJ45 (3) - \$105, USB (1) - \$70, USB (2) - \$140, RJ45/USB - \$105, RJ45/HDMI - \$190, HDMI/USB - \$205

### WORKSURFACE HEIGHT

- THL42: Modify worksurface height to bar height - N/C

1 Select a model w" x d" x h"	person	yardage	Standard Veneer Top Upholstered Panels - COM\$		Premium Veneer Top Upholstered Panels - COM\$		High Pressure Laminate Top Upholstered Panels - COM\$		Thermally Fused Laminate Top Upholstered Panels - COM\$	
340 x 150 x 55	8	103	HNY340150FP580W	44573	"P" Option N/A	HNY340150FP580G	43213	HNY340150FP580M	40613	
303 x 150 x 55	7	92	HNY303150FP580W	39309	"P" Option N/A	HNY303150FP580G	38119	HNY303150FP580M	35844	
265 x 150 x 55	6	80	HNY265150FP580W	34364	"P" Option N/A	HNY265150FP580G	33344	HNY265150FP580M	31394	
228 x 150 x 55	5	69	HNY228150FP580W	29100	"P" Option N/A	HNY228150FP580G	28250	HNY228150FP580M	26625	
191 x 150 x 55	4	57	HNY191150FP580W	24155	"P" Option N/A	HNY191150FP580G	23475	HNY191150FP580M	22175	
153 x 150 x 55	3	46	HNY153150FP580W	18891	"P" Option N/A	HNY153150FP580G	18381	HNY153150FP580M	17406	
116 x 150 x 55	2	34	HNY116150FP580W	13946	"P" Option N/A	HNY116150FP580G	13606	HNY116150FP580M	12956	

2 Select a worksurface finish <a href="#">View finish details</a>	WWP	WBW	GEC	LW01	MEC
PO01	WSW		GWL	LW02	MOC
PO02	WEC		LP01	LW04	MSW
PO03	WOW		LP02	LW05	MTW
PO04	WNO		LF01	LW06	MWL
PO05	WSO		LF02	LW07	
PO06			LF03		
PO07			LN01		
PO08			LA01		
PO09			LA02		

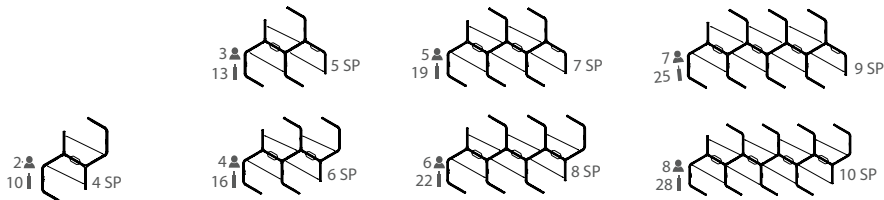
3 Select feet finish <a href="#">View finish details</a>	WWP	WBW	WWP	WBW	WWP	WBW
PO01	WSW		PO01	WSW	PO01	WSW
PO02	WEC		PO02	WEC	PO02	WEC
PO03	WOW		PO03	WOW	PO03	WOW
PO04	WNO		PO04	WNO	PO04	WNO
PO05	WSO		PO05	WSO	PO05	WSO
PO06			PO06		PO06	
PO07			PO07		PO07	
PO08			PO08		PO08	
PO09			PO09		PO09	


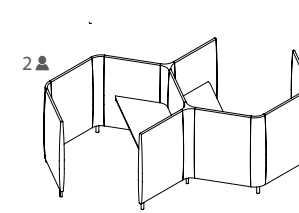
4 Select a edge <a href="#">View edge details</a>	Cliff-1 Veneer	Cliff-2 Black	Cliff-3 White	Flat-1 Veneer	Flat-2 Black	Flat-3 White
	Cliff-1 HPL	Cliff-2 Black	Cliff-3 White	Flat-1 HPL	Flat-2 Black	Flat-3 White

# Honey.

## Double Hexagon Workstation Typical Position 3 Desk with Height Adjustable Worksurface



Number of Feet per Typical (MTL10 Option) "SP" Number of Starter Panels per Typical (RSP Option)



[View statement of line](#)

## Product features.

- 5" Solid wood feet - oval shape, ships KD
- 4 Power outlets with 1 telecom plate, see options below for telecom plate
- Adjustable height from 27" to 47.5" with a maximum weight capacity of 275 lbs. Lift standard in MFW White, optional MFB Black
- HNY7227WT163 Height Adjustable worksurfaces are included
- Wire management tray attaches to worksurface top, standard in MFW White, see premium metal finish for options

### NOTES

- 1" Gap between worksurface and panels to drop wires below worksurface
- Metal parts include 5 year warranty
- Programmable height adjustable mechanism, motor includes 2 year warranty

## Options.

### ACCESSORIES

- K28: Articulating Keyboard w/ Mouse - \$390
- K31-SK: Center drawer w/ skirt - \$310
- K31: Center drawer w/o skirt - \$205

### CONCEALED FLOOR POWER INFEED COVER

- PCEB: White metal finish concealed floor power infeed cover - \$150

### DELETE TOP AND WIRE TRAY

- DHAT: Delete height adjustable top. Deduct \$3265 Veneer(W), \$3095 High Pressure Laminate(G), \$2770 Thermally Fused Laminate(M) per top

### METAL FEET

- MTL10: Replace solid wood feet with metal feet, standard MFW White - \$55 ea

### PREMIUM METAL FINISH

- Specify premium metal finish. MFMB: Matte Black, MFS: Silver, MFSS: Salmon Sienna, MFSA: Surfing Aquavert, MFPS: Pistachio, MFOS: Oyster, MFNA: Navy, MFOL: Olive, MFGB: Grey Beige MFGG: Graphite Gray, MFG: Gray
- Premium metal finish for WMT Wire Management Tray - \$75 ea
- Premium metal finish for MTL10 Metal Feet - \$20 ea
- Premium metal finish for PCEB Concealed Floor Power Infeed Cover - \$35

### STARTER PANEL

- RSP: Substitute round starter panel in place of flat starter panel. Must substitute all starters, priced per starter panel - \$83 each. See HNY3555SP888

### TELECOM PLATES

- Each power unit has 1 plate. All telecom connectors sold separately.
- RJ45 (1) - \$35, RJ45 (2) - \$70, RJ45 (3) - \$105, USB (1) - \$70, USB (2) - \$140, RJ45/USB - \$105, RJ45/HDMI - \$190, HDMI/USB - \$205

1 Select a model w" x d" x h"	PERSON	HEIGHT	Standard Veneer Top Upholstered Panels - COM\$		Premium Veneer Top Upholstered Panels - COM\$		High Pressure Laminate Top Upholstered Panels - COM\$		Thermally Fused Laminate Top Upholstered Panels - COM\$	
340 x 150 x 55	8	103	HNY340150HA581W	59744	"P" Option N/A	HNY340150HA581G	58384	HNY340150HA581M	55784	
303 x 150 x 55	7	92	HNY303150HA581W	52869	"P" Option N/A	HNY303150HA581G	51679	HNY303150HA581M	49404	
265 x 150 x 55	6	80	HNY265150HA581W	45675	"P" Option N/A	HNY265150HA581G	44655	HNY265150HA581M	42705	
228 x 150 x 55	5	69	HNY228150HA581W	38800	"P" Option N/A	HNY228150HA581G	37950	HNY228150HA581M	36325	
191 x 150 x 55	4	57	HNY191150HA581W	31606	"P" Option N/A	HNY191150HA581G	30926	HNY191150HA581M	29626	
153 x 150 x 55	3	46	HNY153150HA581W	24731	"P" Option N/A	HNY153150HA581G	24221	HNY153150HA581M	23246	
116 x 150 x 55	2	34	HNY116150HA581W	17537	"P" Option N/A	HNY116150HA581G	17197	HNY116150HA581M	16547	

2 Select a worksurface finish <a href="#">View finish details</a>	Standard Veneer Top		High Pressure Laminate Top		Thermally Fused Laminate Top	
	WVP	WBW	GEC	LW01	MEC	
PO01	WSW		GWL	LW02	MOC	
PO02	WEC		LP01	LW04	MSW	
PO03	WOW		LP02	LW05	MTW	
PO04	WNO		LF01	LW06	MWL	
PO05	WSO		LF02	LW07		
PO06			LF03			
PO07			LN01			
PO08			LA01			
PO09			LA02			

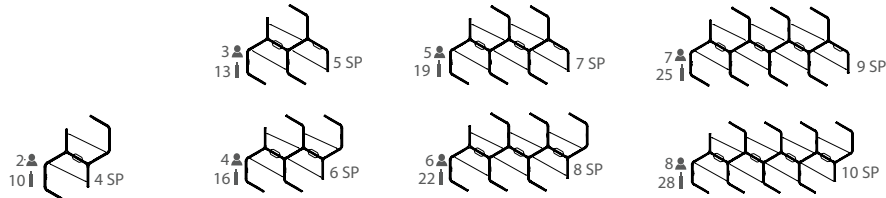
3 Select feet finish <a href="#">View finish details</a>	Standard Veneer Top		High Pressure Laminate Top		Thermally Fused Laminate Top	
	WVP	WBW	WVP	WBW	WVP	WBW
PO01	WSW		PO01	WSW	PO01	WSW
PO02	WEC		PO02	WEC	PO02	WEC
PO03	WOW		PO03	WOW	PO03	WOW
PO04	WNO		PO04	WNO	PO04	WNO
PO05	WSO		PO05	WSO	PO05	WSO
PO06			PO06		PO06	
PO07			PO07		PO07	
PO08			PO08		PO08	
PO09			PO09		PO09	

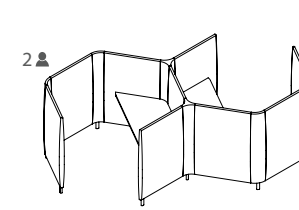
4 Select an edge <a href="#">View edge details</a>	Standard Veneer Top			High Pressure Laminate Top			Thermally Fused Laminate Top		
	Cliff-1 Veneer	Cliff-2 Black	Cliff-3 White	Cliff-1 HPL	Cliff-2 Black	Cliff-3 White	Flat-2 Black	Flat-3 White	Flat-4 Matching
	Flat-1 Veneer	Flat-2 Black	Flat-3 White	Flat-1 HPL	Flat-2 Black	Flat-3 White			

# Honey.

## Double Hexagon Workstation Typical Position 3 Desk with Fixed Worksurface



Number of Feet per Typical (MTL10 Option) "SP" Number of Starter Panels per Typical (RSP Option)



[View statement of line](#)

### Product features.

- 5" Solid wood feet - oval shape
- HNY7227WT162 Fixed Desk Height worksurfaces, 29" worksurface height
- Ships KD

### Options.

#### ACCESSORIES

- K28: Articulating Keyboard w/ Mouse - \$390
- K31-SK: Center drawer w/ skirt - \$310
- K31: Center drawer w/o skirt - \$205

#### CONCEALED FLOOR POWER INFEED COVER

- PCEB: White metal finish concealed floor power infeed cover - \$150

#### DELETE TOP

- DFT: Delete fixed top. Deduct \$1125 Veneer(W), \$955 High Pressure Laminate (G), \$630 Thermally Fused Laminate (M) per top

#### METAL FEET

- MTL10: Replace solid wood feet with metal feet, standard MFW White - \$55 ea

#### PREMIUM METAL FINISH

- Specify premium metal finish. MFMB: Matte Black, MFS: Silver, MFSS: Salmon Sienna, MFSA: Surfin Aquavert, MFPS: Pistachio, MFOS: Oyster, MFNA: Navy, MFOL: Olive, MFGB: Grey Beige MFGG: Graphite Gray, MFG: Gray
- Premium metal finish for WMT Wire Management Tray - \$75 ea
- Premium metal finish for MTL10 Metal Feet - \$20 ea
- Premium metal finish for PCEB Concealed Floor Power Infeed Cover - \$35

#### STARTER PANEL

- RSP: Substitute round starter panel in place of flat starter panel. Must substitute all starters, priced per starter panel - \$83 each. See HNY3555SP888

#### WORKSURFACE HEIGHT

- Modify worksurface height to bar height.
- THL-42: Position worksurface at bar height - N/C

#### WIRE TRAY

- WMT: Wire metal tray. Mounts under top and comes standard in MFW White - \$210

1 Select a model w" x d" x h"	PERSON	HEIGHT	Standard Veneer Top		Premium Veneer Top		High Pressure Laminate Top		Thermally Fused Laminate Top	
			Upholstered Panels - COM\$		Upholstered Panels - COM\$		Upholstered Panels - COM\$		Upholstered Panels - COM\$	
340 x 150 x 55	8	103	HNY340150FT581W	40726	"P" Option N/A	HNY340150FT581G	39366	HNY340150FT581M	36766	
303 x 150 x 55	7	92	HNY303150FT581W	36060	"P" Option N/A	HNY303150FT581G	34870	HNY303150FT581M	32595	
265 x 150 x 55	6	80	HNY265150FT581W	31394	"P" Option N/A	HNY265150FT581G	30374	HNY265150FT581M	28424	
228 x 150 x 55	5	69	HNY228150FT581W	26728	"P" Option N/A	HNY228150FT581G	25878	HNY228150FT581M	24253	
191 x 150 x 55	4	57	HNY191150FT581W	22062	"P" Option N/A	HNY191150FT581G	21382	HNY191150FT581M	20082	
153 x 150 x 55	3	46	HNY153150FT581W	17396	"P" Option N/A	HNY153150FT581G	16886	HNY153150FT581M	15911	
116 x 150 x 55	2	34	HNY116150FT581W	12730	"P" Option N/A	HNY116150FT581G	12390	HNY116150FT581M	11740	

2 Select a worksurface finish <a href="#">View finish details</a>	Standard Veneer Top		Premium Veneer Top		High Pressure Laminate Top		Thermally Fused Laminate Top	
WWP	WBW	GEC	LW01	MEC				
PO01	WSW	GWL	LW02	MOC				
PO02	WEC	LP01	LW04	MSW				
PO03	WOW	LP02	LW05	MTW				
PO04	WNO	LF01	LW06	MWL				
PO05	WSO	LF02	LW07					
PO06		LF03						
PO07		LN01						
PO08		LA01						
PO09		LA02						

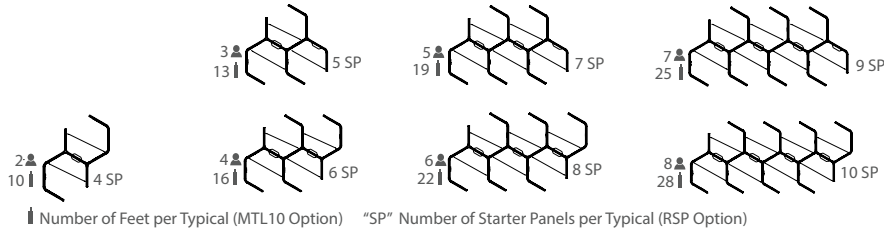
3 Select feet finish <a href="#">View finish details</a>	Standard Veneer Top		Premium Veneer Top		High Pressure Laminate Top		Thermally Fused Laminate Top	
WWP	WBW	WWP	WBW	WWP	WBW			
PO01	WSW	PO01	WSW	PO01	WSW			
PO02	WEC	PO02	WEC	PO02	WEC			
PO03	WOW	PO03	WOW	PO03	WOW			
PO04	WNO	PO04	WNO	PO04	WNO			
PO05	WSO	PO05	WSO	PO05	WSO			
PO06		PO06		PO06				
PO07		PO07		PO07				
PO08		PO08		PO08				
PO09		PO09		PO09				


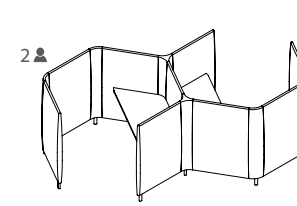
4 Select an edge <a href="#">View edge details</a>	Standard Veneer Top			Premium Veneer Top			High Pressure Laminate Top			Thermally Fused Laminate Top		
Cliff-1 Veneer	Cliff-2 Black	Cliff-3 White	Cliff-1 HPL	Cliff-2 Black	Cliff-3 White	Flat-2 Black	Flat-3 White	Flat-4 Matching				
Flat-1 Veneer	Flat-2 Black	Flat-3 White	Flat-1 HPL	Flat-2 Black	Flat-3 White							

# Honey.

## Double Hexagon Workstation Typical Position 3 Desk with Power Fixed Worksurface



Number of Feet per Typical (MTL10 Option) "SP" Number of Starter Panels per Typical (RSP Option)



[View statement of line](#)

## Product features.

- HNY7227WT162 Fixed Desk Height worksurfaces, 29" worksurface height
- 5" Solid wood feet - oval shape
- 4 Power outlets with 1 telecom plate, see options below for telecom plate
- Ships KD
- Wire management tray attaches to worksurface top, standard in MFW White, see premium metal finish for options
- Hardwire infeed and jumpers are included in workstations

## Options.

### ACCESSORIES

- K28: Articulating Keyboard w/ Mouse - \$390
- K31-SK: Center drawer w/ skirt - \$310
- K31: Center drawer w/o skirt - \$205

### CONCEALED FLOOR POWER INFEEED COVER

- PCEB: White metal finish concealed floor power infeed cover - \$150

### DELETE TOP AND WIRE TRAY

- DFP: Delete fixed top. Deduct \$1335 Veneer (W), \$1165 High Pressure Laminate (G), \$840 Thermally Fused Laminate (M) per top

### METAL FEET

- MTL10: Replace solid wood feet with metal feet, standard MFW White - \$55 ea

### PREMIUM METAL FINISH

- Specify premium metal finish. MFMB: Matte Black, MFS: Silver, MFSS: Salmon Sienna, MFSA: Surfin Aquavert, MFPS: Pistachio, MFOS: Oyster, MFNA: Navy, MFOL: Olive, MFGB: Grey Beige MFGG: Graphite Gray, MFG: Gray
- Premium metal finish for WMT Wire Management Tray - \$75 ea
- Premium metal finish for MTL10 Metal Feet - \$20 ea
- Premium metal finish for PCEB Concealed Floor Power Infeed Cover - \$35

### STARTER PANEL

- RSP: Substitute round starter panel in place of flat starter panel. Must substitute all starters, priced per starter panel - \$83 each. See HNY3555SP888

### TELECOM PLATES

- Each power unit has 1 plate. All telecom connectors sold separately.
- RJ45 (1) - \$35, RJ45 (2) - \$70, RJ45 (3) - \$105, USB (1) - \$70, USB (2) - \$140, RJ45/USB - \$105, RJ45/HDMI - \$190, HDMI/USB - \$205

### WORKSURFACE HEIGHT

- THL42: Modify worksurface height to bar height - N/C

1 Select a model w" x d" x h"	person	yardage	Standard Veneer Top Upholstered Panels - COM\$		Premium Veneer Top Upholstered Panels - COM\$		High Pressure Laminate Top Upholstered Panels - COM\$		Thermally Fused Laminate Top Upholstered Panels - COM\$	
340 x 150 x 55	8	103	HNY340150FP581W	44304	"P" Option N/A	HNY340150FP581G	42944	HNY340150FP581M	40344	
303 x 150 x 55	7	92	HNY303150FP581W	39359	"P" Option N/A	HNY303150FP581G	38169	HNY303150FP581M	35894	
265 x 150 x 55	6	80	HNY265150FP581W	34095	"P" Option N/A	HNY265150FP581G	33075	HNY265150FP581M	31125	
228 x 150 x 55	5	69	HNY228150FP581W	29150	"P" Option N/A	HNY228150FP581G	28300	HNY228150FP581M	26675	
191 x 150 x 55	4	57	HNY191150FP581W	23886	"P" Option N/A	HNY191150FP581G	23206	HNY191150FP581M	21906	
153 x 150 x 55	3	46	HNY153150FP581W	18941	"P" Option N/A	HNY153150FP581G	18431	HNY153150FP581M	17456	
116 x 150 x 55	2	34	HNY116150FP581W	13677	"P" Option N/A	HNY116150FP581G	13337	HNY116150FP581M	12687	

2 Select a worksurface finish								
WWP	WBW			GEC	LW01	MEC		
PO01	WSW			GWL	LW02	MOC		
PO02	WEC			LP01	LW04	MSW		
PO03	WOW			LP02	LW05	MTW		
PO04	WNO			LF01	LW06	MWL		
PO05	WSO			LF02	LW07			
PO06				LF03				
PO07				LN01				
PO08				LA01				
PO09				LA02				

3 Select feet finish								
WWP	WBW			WWP	WBW	WWP	WBW	
PO01	WSW			PO01	WSW	PO01	WSW	
PO02	WEC			PO02	WEC	PO02	WEC	
PO03	WOW			PO03	WOW	PO03	WOW	
PO04	WNO			PO04	WNO	PO04	WNO	
PO05	WSO			PO05	WSO	PO05	WSO	
PO06				PO06		PO06		
PO07				PO07		PO07		
PO08				PO08		PO08		
PO09				PO09		PO09		


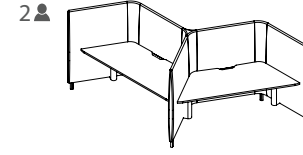
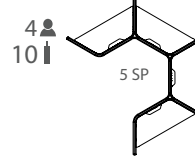
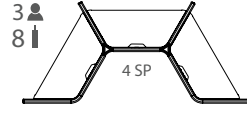
  

4 Select an edge								
Cliff-1 Veneer	Cliff-2 Black	Cliff-3 White		Cliff-1 HPL	Cliff-2 Black	Cliff-3 White		
Flat-1 Veneer	Flat-2 Black	Flat-3 White		Flat-1 HPL	Flat-2 Black	Flat-3 White		



# Honey.

Hexagon Workstation Typical  
Desk with Height Adjustable Worksurface



Number of Feet per Typical (MTL10 Option) "SP" Number of Starter Panels per Typical (RSP Option)

[View statement of line](#)

## Product features.

- 5" Solid wood feet - oval shape, ships KD
- 4 Power outlets with 1 telecom plate, see options below for telecom plate
- Adjustable height from 27" to 47.5" with a maximum weight capacity of 275 lbs. Lift standard in MFW White, optional MFB Black
- HNY7227WT163 Height Adjustable worksurfaces are included
- Wire management tray attaches to worksurface top, standard in MFW White, see premium metal finish for options

### NOTES

- 1" Gap between worksurface and panels to drop wires below worksurface
- Metal parts include 5 year warranty
- Programmable height adjustable mechanism, motor includes 2 year warranty

## Options.

### ACCESSORIES

- K28: Articulating Keyboard w/ Mouse - \$390
- K31-SK: Center drawer w/ skirt - \$310
- K31: Center drawer w/o skirt - \$205

### CONCEALED FLOOR POWER INFEED COVER

- PCEB: White metal finish concealed floor power infeed cover - \$150

### DELETE TOP AND WIRE TRAY

- DHAT: Delete height adjustable top. Deduct \$3265 Veneer(W), \$3095 High Pressure Laminate(G), \$2770 Thermally Fused Laminate(M) per top

### METAL FEET

- MTL10: Replace solid wood feet with metal feet, standard MFW White - \$55 ea

### PREMIUM METAL FINISH

- Specify premium metal finish. MFMB: Matte Black, MFS: Silver, MFSS: Salmon Sienna, MFSA: Surfing Aquavert, MFPS: Pistachio, MFOS: Oyster, MFNA: Navy, MFOL: Olive, MFGB: Grey Beige MFGG: Graphite Gray, MFG: Gray
- Premium metal finish for WMT Wire Management Tray - \$75 ea
- Premium metal finish for MTL10 Metal Feet - \$20 ea
- Premium metal finish for PCEB Concealed Floor Power Infeed Cover - \$35

### STARTER PANEL

- RSP: Substitute round starter panel in place of flat starter panel. Must substitute all starters, priced per starter panel - \$83 each. See HNY3555SP888

### TELECOM PLATES

- Each power unit has 1 plate. All telecom connectors sold separately.
- RJ45 (1) - \$35, RJ45 (2) - \$70, RJ45 (3) - \$105, USB (1) - \$70, USB (2) - \$140, RJ45/USB - \$105, RJ45/HDMI - \$190, HDMI/USB - \$205

1 Select a model w" x d" x h"	PERSON	yardage	Standard Veneer Top Upholstered Panels - COM\$		Premium Veneer Top Upholstered Panels - COM\$		High Pressure Laminate Top Upholstered Panels - COM\$		Thermally Fused Laminate Top Upholstered Panels - COM\$	
166 x 145 x 55	4	34	HNY166145HA582W	24313	"P" Option N/A		HNY166145HA582G	23633	HNY166145HA582M	22333
166 x 74 x 55	3	26	HNY16674HA582W	18549	"P" Option N/A		HNY16674HA582G	18039	HNY16674HA582M	17064
125 x 74 x 55	2	19	HNY12574HA582W	12785	"P" Option N/A		HNY12574HA582G	12445	HNY12574HA582M	11795
85 x 37 x 55	1	11	HNY8537HA582W	7021	"P" Option N/A		HNY8537HA582G	6851	HNY8537HA582M	6526

2 Select a worksurface finish <a href="#">View finish details</a>										
WWP	WBW				GEC	LW01		MEC		
PO01	WSW				GWL	LW02		MOC		
PO02	WEC				LP01	LW04		MSW		
PO03	WOW				LP02	LW05		MTW		
PO04	WNO				LF01	LW06		MWL		
PO05	WSO				LF02	LW07				
PO06					LF03					
PO07					LN01					
PO08					LA01					
PO09					LA02					

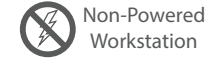
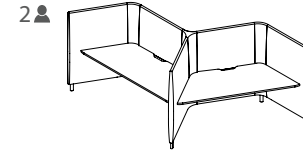
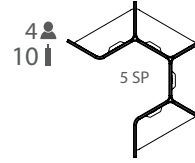
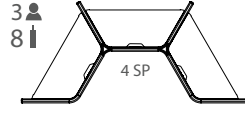
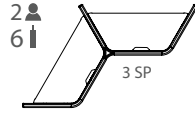
3 Select feet finish <a href="#">View finish details</a>										
WWP	WBW				WWP	WBW		WWP	WBW	
PO01	WSW				PO01	WSW		PO01	WSW	
PO02	WEC				PO02	WEC		PO02	WEC	
PO03	WOW				PO03	WOW		PO03	WOW	
PO04	WNO				PO04	WNO		PO04	WNO	
PO05	WSO				PO05	WSO		PO05	WSO	
PO06					PO06			PO06		
PO07					PO07			PO07		
PO08					PO08			PO08		
PO09					PO09			PO09		

4 Select a edge <a href="#">View edge details</a>									

# Honey.

## Hexagon Workstation Typical Desk with Fixed Worksurface



Number of Feet per Typical (MTL10 Option) "SP" Number of Starter Panels per Typical (RSP Option)

[View statement of line](#)

### Product features.

- 5" Solid wood feet - oval shape
- HNY7227WT162 Fixed Desk Height worksurfaces, 29" worksurface height
- Ships KD

### Options.

#### ACCESSORIES

- K28: Articulating Keyboard w/ Mouse - \$390
- K31-SK: Center drawer w/ skirt - \$310
- K31: Center drawer w/o skirt - \$205

#### CONCEALED FLOOR POWER INFEED COVER

- PCEB: White metal finish concealed floor power infeed cover - \$150

#### DELETE TOP

- DFT: Delete fixed top. Deduct \$1125 Veneer(W), \$955 High Pressure Laminate (G), \$630 Thermally Fused Laminate (M) per top

#### METAL FEET

- MTL10: Replace solid wood feet with metal feet, standard MFW White - \$55 ea

#### PREMIUM METAL FINISH

- Specify premium metal finish. MFMB: Matte Black, MFS: Silver, MFSS: Salmon Sienna, MFSA: Surfin Aquavert, MFPS: Pistachio, MFOS: Oyster, MFNA: Navy, MFOL: Olive, MFGB: Grey Beige MFGG: Graphite Gray, MFG: Gray
- Premium metal finish for WMT Wire Management Tray - \$75 ea
- Premium metal finish for MTL10 Metal Feet - \$20 ea
- Premium metal finish for PCEB Concealed Floor Power Infeed Cover - \$35

#### STARTER PANEL

- RSP: Substitute round starter panel in place of flat starter panel. Must substitute all starters, priced per starter panel - \$83 each. See HNY3555SP888

#### WORKSURFACE HEIGHT

- Modify worksurface height to bar height.
- THL-42: Position worksurface at bar height - N/C

#### WIRE TRAY

- WMT: Wire metal tray. Mounts under top and comes standard in MFW White - \$210

1 Select a model w" x d" x h"	PERSON	yardage	Standard Veneer Top Upholstered Panels - COM\$		Premium Veneer Top Upholstered Panels - COM\$		High Pressure Laminate Top Veneer CFTssis		Thermally Fused Laminate Top Upholstered Panels - COM\$	
166 x 145 x 55	4	34	HNY166145FT582W	14561	"P" Option N/A	HNY166145FT582G	13881	HNY166145FT582M	12581	
166 x 74 x 55	3	26	HNY16674FT582W	11215	"P" Option N/A	HNY16674FT582G	10705	HNY16674FT582M	9730	
125 x 74 x 55	2	19	HNY12574FT582W	7869	"P" Option N/A	HNY12574FT582G	7529	HNY12574FT582M	6879	
85 x 37 x 55	1	11	HNY8537FT582W	4523	"P" Option N/A	HNY8537FT582G	4353	HNY8537FT582M	4028	

2 Select a worksurface finish <a href="#">View finish details</a>	WWP	WBW	GEC	LW01	MEC
PO01	WSW		GWL	LW02	MOC
PO02	WEC		LP01	LW04	MSW
PO03	WOW		LP02	LW05	MTW
PO04	WNO		LF01	LW06	MWL
PO05	WSO		LF02	LW07	
PO06			LF03		
PO07			LN01		
PO08			LA01		
PO09			LA02		

3 Select feet finish <a href="#">View finish details</a>	WWP	WBW	WWP	WBW	WWP	WBW
PO01	WSW		PO01	WSW	PO01	WSW
PO02	WEC		PO02	WEC	PO02	WEC
PO03	WOW		PO03	WOW	PO03	WOW
PO04	WNO		PO04	WNO	PO04	WNO
PO05	WSO		PO05	WSO	PO05	WSO
PO06			PO06		PO06	
PO07			PO07		PO07	
PO08			PO08		PO08	
PO09			PO09		PO09	


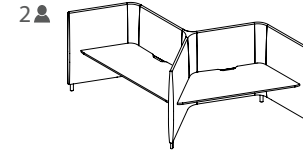
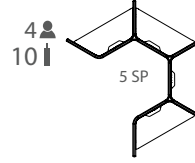
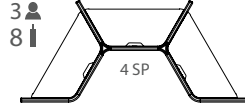
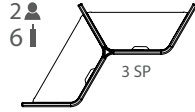
  

4 Select a edge <a href="#">View edge details</a>	Cliff-1 Veneer	Cliff-2 Black	Cliff-3 White	Cliff-1 HPL	Cliff-2 Black	Cliff-3 White	Flat-2 Black	Flat-3 White	Flat-4 Matching	Flat-1 Veneer	Flat-2 Black	Flat-3 White



# Honey.

Hexagon Workstation Typical  
Desk with Power Fixed Worksurface



Number of Feet per Typical (MTL10 Option) "SP" Number of Starter Panels per Typical (RSP Option)

[View statement of line](#)

## Product features.

- HNY7227WT162 Fixed Desk Height worksurfaces, 29" worksurface height
- 5" Solid wood feet - oval shape
- 4 Power outlets with 1 telecom plate, see options below for telecom plate
- Ships KD
- Wire management tray attaches to worksurface top, standard in MFW White, see premium metal finish for options
- Hardwire infeed and jumpers are included in workstations

## Options.

### ACCESSORIES

- K28: Articulating Keyboard w/ Mouse - \$390
- K31-SK: Center drawer w/ skirt - \$310
- K31: Center drawer w/o skirt - \$205

### CONCEALED FLOOR POWER INFEEED COVER

- PCEB: White metal finish concealed floor power infeed cover - \$150

### DELETE TOP AND WIRE TRAY

- DFP: Delete fixed top. Deduct \$1335 Veneer (W), \$1165 High Pressure Laminate (G), \$840 Thermally Fused Laminate (M) per top

### METAL FEET

- MTL10: Replace solid wood feet with metal feet, standard MFW White - \$55 ea

### PREMIUM METAL FINISH

- Specify premium metal finish. MFMB: Matte Black, MFS: Silver, MFSS: Salmon Sienna, MFSA: Surfin Aquavert, MFPS: Pistachio, MFOS: Oyster, MFNA: Navy, MFOL: Olive, MFGB: Grey Beige MFGG: Graphite Gray, MFG: Gray
- Premium metal finish for WMT Wire Management Tray - \$75 ea
- Premium metal finish for MTL10 Metal Feet - \$20 ea
- Premium metal finish for PCEB Concealed Floor Power Infeed Cover - \$35

### STARTER PANEL

- RSP: Substitute round starter panel in place of flat starter panel. Must substitute all starters, priced per starter panel - \$83 each. See HNY3555SP888

### TELECOM PLATES

- Each power unit has 1 plate. All telecom connectors sold separately.
- RJ45 (1) - \$35, RJ45 (2) - \$70, RJ45 (3) - \$105, USB (1) - \$70, USB (2) - \$140, RJ45/USB - \$105, RJ45/HDMI - \$190, HDMI/USB - \$205

### WORKSURFACE HEIGHT

- THL42: Modify worksurface height to bar height - N/C

1 Select a model w" x d" x h"	PERSON	yardage	Standard Veneer Top Upholstered Panels - COM\$		Premium Veneer Top Upholstered Panels - COM\$		High Pressure Laminate Top Upholstered Panels - COM\$		Thermally Fused Laminate Top Upholstered Panels - COM\$	
166 x 145 x 55	4	34	HNY166145FP582W	16593	"P" Option N/A	HNY166145FP582G	15913	HNY166145FP582M	14613	
166 x 74 x 55	3	26	HNY16674FP582W	12759	"P" Option N/A	HNY16674FP582G	12249	HNY16674FP582M	11274	
125 x 74 x 55	2	19	HNY12574FP582W	8925	"P" Option N/A	HNY12574FP582G	8585	HNY12574FP582M	7935	
85 x 37 x 55	1	11	HNY8537FP582W	5091	"P" Option N/A	HNY8537FP582G	4921	HNY8537FP582M	4596	

2 Select a worksurface finish <a href="#">View finish details</a>								
WWP	WBW			GEC	LW01	MEC		
PO01	WSW			GWL	LW02	MOC		
PO02	WEC			LP01	LW04	MSW		
PO03	WOW			LP02	LW05	MTW		
PO04	WNO			LF01	LW06	MWL		
PO05	WSO			LF02	LW07			
PO06				LF03				
PO07				LN01				
PO08				LA01				
PO09				LA02				

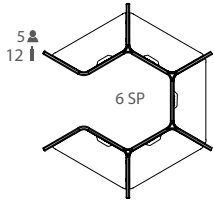
3 Select feet finish <a href="#">View finish details</a>								
WWP	WBW			WWP	WBW			
PO01	WSW			PO01	WSW			
PO02	WEC			PO02	WEC			
PO03	WOW			PO03	WOW			
PO04	WNO			PO04	WNO			
PO05	WSO			PO05	WSO			
PO06				PO06				
PO07				PO07				
PO08				PO08				
PO09				PO09				


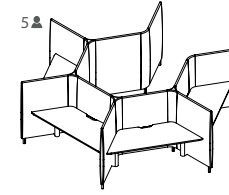
4 Select a edge <a href="#">View edge details</a>						
Cliff-1 Veneer	Cliff-2 Black	Cliff-3 White	Cliff-1 HPL	Cliff-2 Black	Cliff-3 White	Flat-2 Black
Flat-1 Veneer	Flat-2 Black	Flat-3 White	Flat-1 HPL	Flat-2 Black	Flat-3 White	Flat-3 Matching

# Honey.

Hexagon Workstation Typical  
Five Person Workstation with Height Adjustable Worksurface



Number of Feet per Typical (MTL10 Option) "SP" Number of Starter Panels per Typical (RSP Option)



[View statement of line](#)

## Product features.

- 5" Solid wood feet - oval shape, ships KD
- 4 Power outlets with 1 telecom plate, see options below for telecom plate
- Adjustable height from 27" to 47.5" with a maximum weight capacity of 275 lbs. Lift standard in MFW White, optional MFB Black
- HNY7227WT163 Height Adjustable worksurfaces are included
- Wire management tray attaches to worksurface top, standard in MFW White, see premium metal finish for options

### NOTES

- 1" Gap between worksurface and panels to drop wires below worksurface
- Metal parts include 5 year warranty
- Programmable height adjustable mechanism, motor includes 2 year warranty

## Options.

### ACCESSORIES

- K28: Articulating Keyboard w/ Mouse - \$390
- K31-SK: Center drawer w/ skirt - \$310
- K31: Center drawer w/o skirt - \$205

### CONCEALED FLOOR POWER INFEED COVER

- PCEB: White metal finish concealed floor power infeed cover - \$150

### DELETE TOP AND WIRE TRAY

- DHAT: Delete height adjustable top. Deduct \$3265 Veneer(W), \$3095 High Pressure Laminate(G), \$2770 Thermally Fused Laminate(M) per top

### METAL FEET

- MTL10: Replace solid wood feet with metal feet, standard MFW White - \$55 ea

### PREMIUM METAL FINISH

- Specify premium metal finish. MFMB: Matte Black, MFS: Silver, MFSS: Salmon Sienna, MFSA: Surfing Aquavert, MFPS: Pistachio, MFOS: Oyster, MFNA: Navy, MFOL: Olive, MFGB: Grey Beige MFGG: Graphite Gray, MFG: Gray
- Premium metal finish for WMT Wire Management Tray - \$75 ea
- Premium metal finish for MTL10 Metal Feet - \$20 ea
- Premium metal finish for PCEB Concealed Floor Power Infeed Cover - \$35

### STARTER PANEL

- RSP: Substitute round starter panel in place of flat starter panel. Must substitute all starters, priced per starter panel - \$83 each. See HNY3555SP888

### TELECOM PLATES

- Each power unit has 1 plate. All telecom connectors sold separately.
- RJ45 (1) - \$35, RJ45 (2) - \$70, RJ45 (3) - \$105, USB (1) - \$70, USB (2) - \$140, RJ45/USB - \$105, RJ45/HDMI - \$190, HDMI/USB - \$205

1 Select a model w" x d" x h"	PERSON	yardage	Standard Veneer Top Upholstered Panels - COM\$	Premium Veneer Top Upholstered Panels - COM\$	High Pressure Laminate Top Upholstered Panels - COM\$	Thermally Fused Laminate Top Upholstered Panels - COM\$
166 x 145 x 55	5	41	HNY166145HA583W 30077	"P" Option N/A	HNY166145HA583G 29227	HNY166145HA583M 27602

2 Select a worksurface finish <a href="#">View finish details</a>	WWP	WBW	GEC	LW01	MEC
PO01	WSW		GWL	LW02	MOC
PO02	WEC		LP01	LW04	MSW
PO03	WOW		LP02	LW05	MTW
PO04	WNO		LF01	LW06	MWL
PO05	WSO		LF02	LW07	
PO06			LF03		
PO07			LN01		
PO08			LA01		
PO09			LA02		

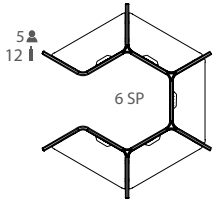
3 Select feet finish <a href="#">View finish details</a>	WWP	WBW	WWP	WBW	WWP	WBW
PO01	WSW		PO01	WSW	PO01	WSW
PO02	WEC		PO02	WEC	PO02	WEC
PO03	WOW		PO03	WOW	PO03	WOW
PO04	WNO		PO04	WNO	PO04	WNO
PO05	WSO		PO05	WSO	PO05	WSO
PO06			PO06		PO06	
PO07			PO07		PO07	
PO08			PO08		PO08	
PO09			PO09		PO09	


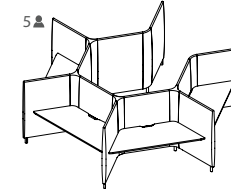
4 Select a edge <a href="#">View edge details</a>	Cliff-1 Veneer	Cliff-2 Black	Cliff-3 White	Flat-2 Black	Flat-3 White	Flat-4 Matching

# Honey.

Hexagon Workstation Typical  
Five Person Workstation with Fixed Worksurface



Number of Feet per Typical (MTL10 Option) "SP" Number of Starter Panels per Typical (RSP Option)



[View statement of line](#)

## Product features.

- 5" Solid wood feet - oval shape
- HNY7227WT162 Fixed Desk Height worksurfaces, 29" worksurface height
- Ships KD

## Options.

### ACCESSORIES

- K28: Articulating Keyboard w/ Mouse - \$390
- K31-SK: Center drawer w/ skirt - \$310
- K31: Center drawer w/o skirt - \$205

### CONCEALED FLOOR POWER INFEED COVER

- PCEB: White metal finish concealed floor power infeed cover - \$150

### DELETE TOP

- DFT: Delete fixed top. Deduct \$1125 Veneer(W), \$955 High Pressure Laminate (G), \$630 Thermally Fused Laminate (M) per top

### METAL FEET

- MTL10: Replace soild wood feet with metal feet, standard MFW White - \$55 ea

### PREMIUM METAL FINISH

- Specify premium metal finish. MFMB: Matte Black, MFS: Silver, MFSS: Salmon Sienna, MFSA: Surfin Aquavert, MFPS: Pistachio, MFOS: Oyster, MFNA: Navy, MFOL: Olive, MFGB: Grey Beige MFGG: Graphite Gray, MFG: Gray
- Premium metal finish for WMT Wire Management Tray - \$75 ea
- Premium metal finish for MTL10 Metal Feet - \$20 ea
- Premium metal finish for PCEB Concealed Floor Power Infeed Cover - \$35

### STARTER PANEL

- RSP: Substitute round starter panel in place of flat starter panel. Must substitute all starters, priced per starter panel - \$83 each. See HNY3555SP888

### WORKSURFACE HEIGHT

- Modify worksurface height to bar height.
- THL-42: Position worksurface at bar height - N/C

### WIRE TRAY

- WMT: Wire metal tray. Mounts under top and comes standard in MFW White - \$210

1 Select a model w" x d" x h"	PERSON	yardage	Standard Veneer Top Upholstered Panels - COM\$	Premium Veneer Top Upholstered Panels - COM\$	High Pressure Laminate Top Upholstered Panels - COM\$	Thermally Fused Laminate Top Upholstered Panels - COM\$
166 x 145 x 55	5	41	HNY166145FT583W 17907	"P" Option N/A	HNY166145FT583G 17057	HNY166145FT583M 15432

2 Select a worksurface finish <a href="#">View finish details</a>	WWP	WBW	GEC	LW01	MEC
PO01	WSW		GWL	LW02	MOC
PO02	WEC		LP01	LW04	MSW
PO03	WOW		LP02	LW05	MTW
PO04	WNO		LF01	LW06	MWL
PO05	WSO		LF02	LW07	
PO06			LF03		
PO07			LN01		
PO08			LA01		
PO09			LA02		

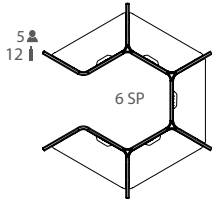
3 Select feet finish <a href="#">View finish details</a>	WWP	WBW	WWP	WBW	WWP	WBW
PO01	WSW		PO01	WSW	PO01	WSW
PO02	WEC		PO02	WEC	PO02	WEC
PO03	WOW		PO03	WOW	PO03	WOW
PO04	WNO		PO04	WNO	PO04	WNO
PO05	WSO		PO05	WSO	PO05	WSO
PO06			PO06		PO06	
PO07			PO07		PO07	
PO08			PO08		PO08	
PO09			PO09		PO09	


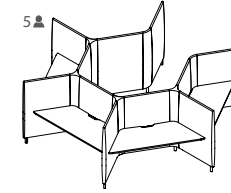
4 Select a edge <a href="#">View edge details</a>	Cliff-1 Veneer	Cliff-2 Black	Cliff-3 White	Cliff-1 HPL	Cliff-2 Black	Cliff-3 White	Flat-2 Black	Flat-3 White	Flat-4 Matching	Flat-1 Veneer	Flat-2 Black	Flat-3 White

# Honey.

## Hexagon Workstation Typical Five Person Workstation with Power Fixed Worksurface



Number of Feet per Typical (MTL10 Option) "SP" Number of Starter Panels per Typical (RSP Option)



[View statement of line](#)

## Product features.

- HNY7227WT162 Fixed Desk Height worksurfaces, 29" worksurface height
- 5" Solid wood feet - oval shape
- 4 Power outlets with 1 telecom plate, see options below for telecom plate
- Ships KD
- Wire management tray attaches to worksurface top, standard in MFW White, see premium metal finish for options
- Hardwire infeed and jumpers are included in workstations

## Options.

### ACCESSORIES

- K28: Articulating Keyboard w/ Mouse - \$390
- K31-SK: Center drawer w/ skirt - \$310
- K31: Center drawer w/o skirt - \$205

### CONCEALED FLOOR POWER INFEEED COVER

- PCEB: White metal finish concealed floor power infeed cover - \$150

### DELETE TOP AND WIRE TRAY

- DFP: Delete fixed top. Deduct \$1335 Veneer (W), \$1165 High Pressure Laminate (G), \$840 Thermally Fused Laminate (M) per top

### METAL FEET

- MTL10: Replace solid wood feet with metal feet, standard MFW White - \$55 ea

### PREMIUM METAL FINISH

- Specify premium metal finish. MFMB: Matte Black, MFS: Silver, MFSS: Salmon Sienna, MFSA: Surfin Aquavert, MFPS: Pistachio, MFOS: Oyster, MFNA: Navy, MFOL: Olive, MFGB: Grey Beige MFGG: Graphite Gray, MFG: Gray
- Premium metal finish for WMT Wire Management Tray - \$75 ea
- Premium metal finish for MTL10 Metal Feet - \$20 ea
- Premium metal finish for PCEB Concealed Floor Power Infeed Cover - \$35

### STARTER PANEL

- RSP: Substitute round starter panel in place of flat starter panel. Must substitute all starters, priced per starter panel - \$83 each. See HNY3555SP888

### TELECOM PLATES

- Each power unit has 1 plate. All telecom connectors sold separately.
- RJ45 (1) - \$35, RJ45 (2) - \$70, RJ45 (3) - \$105, USB (1) - \$70, USB (2) - \$140, RJ45/USB - \$105, RJ45/HDMI - \$190, HDMI/USB - \$205

### WORKSURFACE HEIGHT

- THL-42: Modify worksurface height to bar height - N/C

1 Select a model w" x d" x h"	PERSON	yardage	Standard Veneer Top Upholstered Panels - COM\$	Premium Veneer Top Upholstered Panels - COM\$	High Pressure Laminate Top Upholstered Panels - COM\$	Thermally Fused Laminate Top Upholstered Panels - COM\$
166 x 145 x 55	5	41	HNY166145FP583W 20427	"P" Option N/A	HNY166145FP583G 19577	HNY166145FP583M 17952

2 Select a worksurface finish <a href="#">View finish details</a>	WWP	WBW	GEC	LW01	MEC
PO01	WSW		GWL	LW02	MOC
PO02	WEC		LP01	LW04	MSW
PO03	WOW		LP02	LW05	MTW
PO04	WNO		LF01	LW06	MWL
PO05	WSO		LF02	LW07	
PO06			LF03		
PO07			LN01		
PO08			LA01		
PO09			LA02		

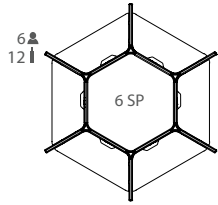
3 Select feet finish <a href="#">View finish details</a>	WWP	WBW	WWP	WBW	WWP	WBW
PO01	WSW		PO01	WSW	PO01	WSW
PO02	WEC		PO02	WEC	PO02	WEC
PO03	WOW		PO03	WOW	PO03	WOW
PO04	WNO		PO04	WNO	PO04	WNO
PO05	WSO		PO05	WSO	PO05	WSO
PO06			PO06		PO06	
PO07			PO07		PO07	
PO08			PO08		PO08	
PO09			PO09		PO09	


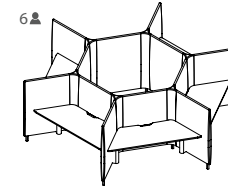
4 Select a edge <a href="#">View edge details</a>	Cliff-1 Veneer	Cliff-2 Black	Cliff-3 White	Cliff-1 HPL	Cliff-2 Black	Cliff-3 White	Flat-2 Black	Flat-3 White	Flat-4 Matching	Flat-1 Veneer	Flat-2 Black	Flat-3 White

# Honey.

Hexagon Workstation Typical  
Six Person Workstation with Height Adjustable Worksurface



Number of Feet per Typical (MTL10 Option) "SP" Number of Starter Panels per Typical (RSP Option)



[View statement of line](#)

## Product features.

- 5" Solid wood feet - oval shape, ships KD
- 4 Power outlets with 1 telecom plate, see options below for telecom plate
- Adjustable height from 27" to 47.5" with a maximum weight capacity of 275 lbs. Lift standard in MFW White, optional MFB Black
- HNY7227WT163 Height Adjustable worksurfaces are included
- Wire management tray attaches to worksurface top, standard in MFW White, see premium metal finish for options

### NOTES

- 1" Gap between worksurface and panels to drop wires below worksurface
- Metal parts include 5 year warranty
- Programmable height adjustable mechanism, motor includes 2 year warranty

## Options.

### ACCESSORIES

- K28: Articulating Keyboard w/ Mouse - \$390
- K31-SK: Center drawer w/ skirt - \$310
- K31: Center drawer w/o skirt - \$205

### CONCEALED FLOOR POWER INFEED COVER

- PCEB: White metal finish concealed floor power infeed cover - \$150

### DELETE TOP AND WIRE TRAY

- DHAT: Delete height adjustable top. Deduct \$3265 Veneer(W), \$3095 High Pressure Laminate(G), \$2770 Thermally Fused Laminate(M) per top

### METAL FEET

- MTL10: Replace solid wood feet with metal feet, standard MFW White - \$55 ea

### PREMIUM METAL FINISH

- Specify premium metal finish. MFMB: Matte Black, MFS: Silver, MFSS: Salmon Sienna, MFSA: Surfing Aquavert, MFPS: Pistachio, MFOS: Oyster, MFNA: Navy, MFOL: Olive, MFGB: Grey Beige MFGG: Graphite Gray, MFG: Gray
- Premium metal finish for WMT Wire Management Tray - \$75 ea
- Premium metal finish for MTL10 Metal Feet - \$20 ea
- Premium metal finish for PCEB Concealed Floor Power Infeed Cover - \$35

### STARTER PANEL

- RSP: Substitute round starter panel in place of flat starter panel. Must substitute all starters, priced per starter panel - \$83 each. See HNY3555SP888

### TELECOM PLATES

- Each power unit has 1 plate. All telecom connectors sold separately.
- RJ45 (1) - \$35, RJ45 (2) - \$70, RJ45 (3) - \$105, USB (1) - \$70, USB (2) - \$140, RJ45/USB - \$105, RJ45/HDMI - \$190, HDMI/USB - \$205

1 Select a model w" x d" x h"	PERSON	yardage	Standard Veneer Top Upholstered Panels - COM\$	Premium Veneer Top Upholstered Panels - COM\$	High Pressure Laminate Top Upholstered Panels - COM\$	Thermally Fused Laminate Top Upholstered Panels - COM\$
166 x 145 x 55	6	45	HNY166145HA584W 34664	"P" Option N/A	HNY166145HA584G 33644	HNY166145HA584M 31694

2 Select a worksurface finish <a href="#">View finish details</a>	WWP	WBW	GEC	LW01	MEC
PO01	WSW		GWL	LW02	MOC
PO02	WEC		LP01	LW04	MSW
PO03	WOW		LP02	LW05	MTW
PO04	WNO		LF01	LW06	MWL
PO05	WSO		LF02	LW07	
PO06			LF03		
PO07			LN01		
PO08			LA01		
PO09			LA02		

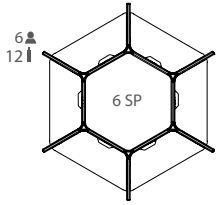
3 Select feet finish <a href="#">View finish details</a>	WWP	WBW	WWP	WBW	WWP	WBW
PO01	WSW		PO01	WSW	PO01	WSW
PO02	WEC		PO02	WEC	PO02	WEC
PO03	WOW		PO03	WOW	PO03	WOW
PO04	WNO		PO04	WNO	PO04	WNO
PO05	WSO		PO05	WSO	PO05	WSO
PO06			PO06		PO06	
PO07			PO07		PO07	
PO08			PO08		PO08	
PO09			PO09		PO09	

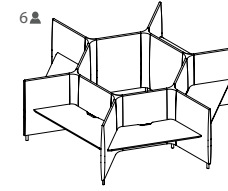
4 Select a edge <a href="#">View edge details</a>	Cliff-1 Veneer	Cliff-2 Black	Cliff-3 White	Flat-2 Black	Flat-3 White	Flat-4 Matching
	Flat-1 Veneer	Flat-2 Black	Flat-3 White	Cliff-1 HPL	Cliff-2 Black	Cliff-3 White
				Flat-1 HPL	Flat-2 Black	Flat-3 White

# Honey.

Hexagon Workstation Typical  
Six Person Workstation with Fixed Worksurface



Number of Feet per Typical (MTL10 Option) "SP" Number of Starter Panels per Typical (RSP Option)



Fixed Top Workstation  
Non-Powered Workstation

[View statement of line](#)

## Product features.

- 5" Solid wood feet - oval shape
- HNY7227WT162 Fixed Desk Height worksurfaces, 29" worksurface height
- Ships KD

## Options.

### ACCESSORIES

- K28: Articulating Keyboard w/ Mouse - \$390
- K31-SK: Center drawer w/ skirt - \$310
- K31: Center drawer w/o skirt - \$205

### CONCEALED FLOOR POWER INFEED COVER

- PCEB: White metal finish concealed floor power infeed cover - \$150

### DELETE TOP

- DFT: Delete fixed top. Deduct \$1125 Veneer(W), \$955 High Pressure Laminate (G), \$630 Thermally Fused Laminate (M) per top

### METAL FEET

- MTL10: Replace solid wood feet with metal feet, standard MFW White - \$55 ea

### PREMIUM METAL FINISH

- Specify premium metal finish. MFMB: Matte Black, MFS: Silver, MFSS: Salmon Sienna, MFSA: Surfin Aquavert, MFPS: Pistachio, MFOS: Oyster, MFNA: Navy, MFOL: Olive, MFGB: Grey Beige MFGG: Graphite Gray, MFG: Gray
- Premium metal finish for WMT Wire Management Tray - \$75 ea
- Premium metal finish for MTL10 Metal Feet - \$20 ea
- Premium metal finish for PCEB Concealed Floor Power Infeed Cover - \$35

### STARTER PANEL

- RSP: Substitute round starter panel in place of flat starter panel. Must substitute all starters, priced per starter panel - \$83 each. See HNY3555SP888

### WORKSURFACE HEIGHT

- Modify worksurface height to bar height.
- THL-42: Position worksurface at bar height - N/C

### WIRE TRAY

- WMT: Wire metal tray. Mounts under top and comes standard in MFW White - \$210

1 Select a model w" x d" x h"	PERSON	yardage	Standard Veneer Top Upholstered Panels - COM\$	Premium Veneer Top Upholstered Panels - COM\$	High Pressure Laminate Top Upholstered Panels - COM\$	Thermally Fused Laminate Top Upholstered Panels - COM\$
166 x 145 x 55	6	45	HNY166145FT584W 20076	"P" Option N/A	HNY166145FT584G 19056	HNY166145FT584M 17106

2 Select a worksurface finish <a href="#">View finish details</a>	WWP	WBW	GEC	LW01	MEC
PO01	WSW	WEC	GWL	LW02	MOC
PO02	WEC	WOW	LP01	LW04	MSW
PO03	WOW	WNO	LP02	LW05	MTW
PO04	WNO	WSO	LF01	LW06	MWL
PO05	WSO		LF02	LW07	
PO06			LF03		
PO07			LN01		
PO08			LA01		
PO09			LA02		

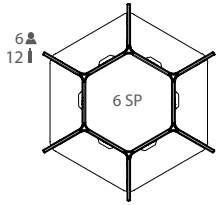
3 Select feet finish <a href="#">View finish details</a>	WWP	WBW	WWP	WBW	WWP	WBW
PO01	WSW	WEC	PO01	WSW	PO01	WSW
PO02	WEC	WOW	PO02	WEC	PO02	WEC
PO03	WOW	WNO	PO03	WOW	PO03	WOW
PO04	WNO	WSO	PO04	WNO	PO04	WNO
PO05	WSO		PO05	WSO	PO05	WSO
PO06			PO06		PO06	
PO07			PO07		PO07	
PO08			PO08		PO08	
PO09			PO09		PO09	


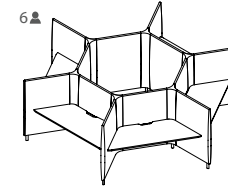
4 Select a edge <a href="#">View edge details</a>	Cliff-1 Veneer	Cliff-2 Black	Cliff-3 White	Cliff-1 HPL	Cliff-2 Black	Cliff-3 White	Flat-2 Black	Flat-3 White	Flat-4 Matching	Flat-1 Veneer	Flat-2 Black	Flat-3 White

# Honey.

## Hexagon Workstation Typical Six Person Workstation with Power Fixed Worksurface



Number of Feet per Typical (MTL10 Option) "SP" Number of Starter Panels per Typical (RSP Option)



[View statement of line](#)

### Product features.

- HNY7227WT162 Fixed Desk Height worksurfaces, 29" worksurface height
- 5" Solid wood feet - oval shape
- 4 Power outlets with 1 telecom plate, see options below for telecom plate
- Ships KD
- Wire management tray attaches to worksurface top, standard in MFW White, see premium metal finish for options
- Hardwire infeed and jumpers are included in workstations

### Options.

#### ACCESSORIES

- K28: Articulating Keyboard w/ Mouse - \$390
- K31-SK: Center drawer w/ skirt - \$310
- K31: Center drawer w/o skirt - \$205

#### CONCEALED FLOOR POWER INFEED COVER

- PCEB: White metal finish concealed floor power infeed cover - \$150

#### DELETE TOP AND WIRE TRAY

- DFP: Delete fixed top. Deduct \$1335 Veneer (W), \$1165 High Pressure Laminate (G), \$840 Thermally Fused Laminate (M) per top

#### METAL FEET

- MTL10: Replace solid wood feet with metal feet, standard MFW White - \$55 ea

#### PREMIUM METAL FINISH

- Specify premium metal finish. MFMB: Matte Black, MFS: Silver, MFSS: Salmon Sienna, MFSA: Surfing Aquavert, MFPS: Pistachio, MFOS: Oyster, MFNA: Navy, MFOL: Olive, MFGB: Grey Beige MFGG: Graphite Gray, MFG: Gray
- Premium metal finish for WMT Wire Management Tray - \$75 ea
- Premium metal finish for MTL10 Metal Feet - \$20 ea
- Premium metal finish for PCEB Concealed Floor Power Infeed Cover - \$35

#### STARTER PANEL

- RSP: Substitute round starter panel in place of flat starter panel. Must substitute all starters, priced per starter panel - \$83 each. See HNY3555SP888

#### TELECOM PLATES

- Each power unit has 1 plate. All telecom connectors sold separately.
- RJ45 (1) - \$35, RJ45 (2) - \$70, RJ45 (3) - \$105, USB (1) - \$70, USB (2) - \$140, RJ45/USB - \$105, RJ45/HDMI - \$190, HDMI/USB - \$205

#### WORKSURFACE HEIGHT

- THL42: Modify worksurface height to bar height - N/C

1 Select a model w" x d" x h"	PERSON	yardage	Standard Veneer Top Upholstered Panels - COM\$	Premium Veneer Top Upholstered Panels - COM\$	High Pressure Laminate Top Upholstered Panels - COM\$	Thermally Fused Laminate Top Upholstered Panels - COM\$
166 x 145 x 55	6	45	HNY166145FP584W 23084	"P" Option N/A	HNY166145FP584G 22064	HNY166145FP584M 20114

2 Select a worksurface finish <a href="#">View finish details</a>	WWP	WBW	GEC	LW01	MEC
PO01	WSW		GWL	LW02	MOC
PO02	WEC		LP01	LW04	MSW
PO03	WOW		LP02	LW05	MTW
PO04	WNO		LF01	LW06	MWL
PO05	WSO		LF02	LW07	
PO06			LF03		
PO07			LN01		
PO08			LA01		
PO09			LA02		

3 Select feet finish <a href="#">View finish details</a>	WWP	WBW	WWP	WBW	WWP	WBW
PO01	WSW		PO01	WSW	PO01	WSW
PO02	WEC		PO02	WEC	PO02	WEC
PO03	WOW		PO03	WOW	PO03	WOW
PO04	WNO		PO04	WNO	PO04	WNO
PO05	WSO		PO05	WSO	PO05	WSO
PO06			PO06		PO06	
PO07			PO07		PO07	
PO08			PO08		PO08	
PO09			PO09		PO09	


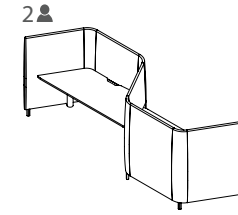
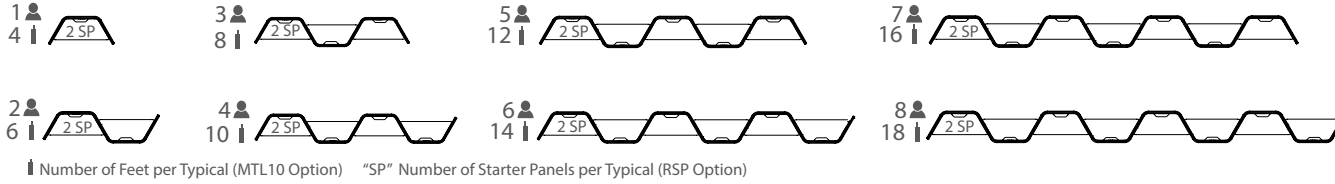
  

4 Select a edge <a href="#">View edge details</a>	Cliff-1 Veneer	Cliff-2 Black	Cliff-3 White	Cliff-1 HPL	Cliff-2 Black	Cliff-3 White	Flat-2 Black	Flat-3 White	Flat-4 Matching	Flat-1 Veneer	Flat-2 Black	Flat-3 White



# Honey.

## Linear Workstation Typical Desk with Height Adjustable Worksurface



[View statement of line](#)

## Product features.

- 5" Solid wood feet - oval shape, ships KD
- 4 Power outlets with 1 telecom plate, see options below for telecom plate
- Adjustable height from 27" to 47.5" with a maximum weight capacity of 275 lbs. Lift standard in MFW White, optional MFB Black
- HNY7227WT163 Height Adjustable worksurfaces are included
- Wire management tray attaches to worksurface top, standard in MFW White, see premium metal finish for options

### NOTES

- 1" Gap between worksurface and panels to drop wires below worksurface
- Metal parts include 5 year warranty
- Programmable height adjustable mechanism, motor includes 2 year warranty

## Options.

### ACCESSORIES

- K28: Articulating Keyboard w/ Mouse - \$390
- K31-SK: Center drawer w/ skirt - \$310
- K31: Center drawer w/o skirt - \$205

### CONCEALED FLOOR POWER INFEED COVER

- PCEB: White metal finish concealed floor power infeed cover - \$150

### DELETE TOP AND WIRE TRAY

- DHAT: Delete height adjustable top. Deduct \$3265 Veneer(W), \$3095 High Pressure Laminate(G), \$2770 Thermally Fused Laminate(M) per top

### METAL FEET

- MTL10: Replace solid wood feet with metal feet, standard MFW White - \$55 ea

### PREMIUM METAL FINISH

- Specify premium metal finish. MFMB: Matte Black, MFS: Silver, MFSS: Salmon Sienna, MFSA: Surfing Aquavert, MFPS: Pistachio, MFOS: Oyster, MFNA: Navy, MFOL: Olive, MFGB: Grey Beige MFGG: Graphite Gray, MFG: Gray
- Premium metal finish for WMT Wire Management Tray - \$75 ea
- Premium metal finish for MTL10 Metal Feet - \$20 ea
- Premium metal finish for PCEB Concealed Floor Power Infeed Cover - \$35

### STARTER PANEL

- RSP: Substitute round starter panel in place of flat starter panel. Must substitute all starters, priced per starter panel - \$83 each. See HNY3555SP888

### TELECOM PLATES

- Each power unit has 1 plate. All telecom connectors sold separately.
- RJ45 (1) - \$35, RJ45 (2) - \$70, RJ45 (3) - \$105, USB (1) - \$70, USB (2) - \$140, RJ45/USB - \$105, RJ45/HDMI - \$190, HDMI/USB - \$205

1 Select a model w" x d" x h"	PERSON	yardage	Standard Veneer Top Upholstered Panels - COM\$		Premium Veneer Top Upholstered Panels - COM\$		High Pressure Laminate Top Upholstered Panels - COM\$		Thermally Fused Laminate Top Upholstered Panels - COM\$	
539 x 41 x 55	8	67	HNY53941HA585W	51072	"P" Option N/A	HNY53941HA585G	49712	HNY53941HA585M	47112	
474 x 41 x 55	7	59	HNY47441HA585W	44779	"P" Option N/A	HNY47441HA585G	43589	HNY47441HA585M	43589	
409 x 41 x 55	6	51	HNY40941HA585W	38486	"P" Option N/A	HNY40941HA585G	37466	HNY40941HA585M	35516	
345 x 41 x 55	5	43	HNY34541HA585W	32193	"P" Option N/A	HNY34541HA585G	31343	HNY34541HA585M	29718	
280 x 41 x 55	4	35	HNY28041HA585W	25900	"P" Option N/A	HNY28041HA585G	25220	HNY28041HA585M	23920	
215 x 41 x 55	3	27	HNY21541HA585W	19607	"P" Option N/A	HNY21541HA585G	19097	HNY21541HA585M	18122	
150 x 41 x 55	2	19	HNY15041HA585W	13314	"P" Option N/A	HNY15041HA585G	12974	HNY15041HA585M	12324	
85 x 37 x 55	1	11	HNY8537HA585W	7021	"P" Option N/A	HNY8537HA585G	6851	HNY8537HA585M	6526	

2 Select a worksurface finish								
WWP	WBW			GEC	LW01		MEC	
PO01	WSW			GWL	LW02		MOC	
PO02	WEC			LP01	LW04		MSW	
PO03	WOW			LP02	LW05		MTW	
PO04	WNO			LF01	LW06		MWL	
PO05	WSO			LF02	LW07			
PO06				LF03				
PO07				LN01				
PO08				LA01				
PO09				LA02				

3 Select feet finish								
WWP	WBW			WWP	WBW		WWP	WBW
PO01	WSW			PO01	WSW		PO01	WSW
PO02	WEC			PO02	WEC		PO02	WEC
PO03	WOW			PO03	WOW		PO03	WOW
PO04	WNO			PO04	WNO		PO04	WNO
PO05	WSO			PO05	WSO		PO05	WSO
PO06				PO06			PO06	
PO07				PO07			PO07	
PO08				PO08			PO08	
PO09				PO09			PO09	

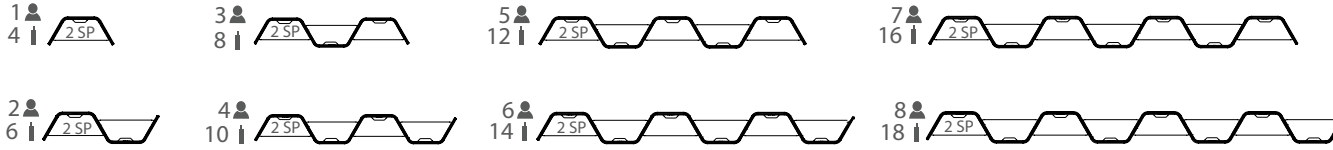
  

4 Select a edge										
Cliff-1 Veneer	Cliff-2 Black	Cliff-3 White		Cliff-1 HPL	Cliff-2 Black	Cliff-3 White		Flat-2 Black	Flat-3 White	Flat-4 Matching
Flat-1 Veneer	Flat-2 Black	Flat-3 White		Flat-1 HPL	Flat-2 Black	Flat-3 White				

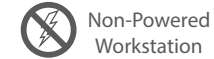
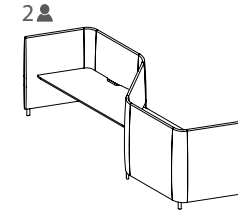


# Honey.

## Linear Workstation Typical Desk with Fixed Worksurface



Number of Feet per Typical (MTL10 Option) "SP" Number of Starter Panels per Typical (RSP Option)



[View statement of line](#)

## Product features.

- 5" Solid wood feet - oval shape
- HNY7227WT162 Fixed Desk Height worksurfaces, 29" worksurface height
- Ships KD

## Options.

### ACCESSORIES

- K28: Articulating Keyboard w/ Mouse - \$390
- K31-SK: Center drawer w/ skirt - \$310
- K31: Center drawer w/o skirt - \$205

### CONCEALED FLOOR POWER INFEED COVER

- PCEB: White metal finish concealed floor power infeed cover - \$150

### DELETE TOP

- DFT: Delete fixed top. Deduct \$1125 Veneer(W), \$955 High Pressure Laminate (G), \$630 Thermally Fused Laminate (M) per top

### METAL FEET

- MTL10: Replace solid wood feet with metal feet, standard MFW White - \$55 ea

### PREMIUM METAL FINISH

- Specify premium metal finish. MFMB: Matte Black, MFS: Silver, MFSS: Salmon Sienna, MFSA: Surfing Aquavert, MFPS: Pistachio, MFOS: Oyster, MFNA: Navy, MFOL: Olive, MFGB: Grey Beige MFGG: Graphite Gray, MFG: Gray
- Premium metal finish for WMT Wire Management Tray - \$75 ea
- Premium metal finish for MTL10 Metal Feet - \$20 ea
- Premium metal finish for PCEB Concealed Floor Power Infeed Cover - \$35

### STARTER PANEL

- RSP: Substitute round starter panel in place of flat starter panel. Must substitute all starters, priced per starter panel - \$83 each. See HNY3555SP888

### WORKSURFACE HEIGHT

- Modify worksurface height to bar height.
- THL-42: Position worksurface at bar height - N/C

### WIRE TRAY

- WMT: Wire metal tray. Mounts under top and comes standard in MFW White - \$210

1 Select a model w" x d" x h"	PERSON	yardage	Standard Veneer Top Upholstered Panels - COM\$		Premium Veneer Top Upholstered Panels - COM\$		High Pressure Laminate Top Upholstered Panels - COM\$		Thermally Fused Laminate Top Upholstered Panels - COM\$	
539 x 41 x 55	8	67	HNY53941FT585W	30878	"P" Option N/A	HNY53941FT585G	29518	HNY53941FT585M	26918	
474 x 41 x 55	7	59	HNY47441FT585W	27113	"P" Option N/A	HNY47441FT585G	25923	HNY47441FT585M	23648	
409 x 41 x 55	6	51	HNY40941FT585W	23348	"P" Option N/A	HNY40941FT585G	22328	HNY40941FT585M	20378	
345 x 41 x 55	5	43	HNY34541FT585W	19583	"P" Option N/A	HNY34541FT585G	18733	HNY34541FT585M	17108	
280 x 41 x 55	4	35	HNY28041FT585W	15818	"P" Option N/A	HNY28041FT585G	15138	HNY28041FT585M	13838	
215 x 41 x 55	3	27	HNY21541FT585W	12053	"P" Option N/A	HNY21541FT585G	11543	HNY21541FT585M	10568	
150 x 41 x 55	2	19	HNY15041FT585W	8288	"P" Option N/A	HNY15041FT585G	7948	HNY15041FT585M	7298	
85 x 37 x 55	1	11	HNY8537FT585W	4523	"P" Option N/A	HNY8537FT585G	4353	HNY8537FT585M	4028	

2 Select a worksurface finish <a href="#">View finish details</a>	WWP	WBW	GEC	LW01	MEC
PO01	WSW		GWL	LW02	MOC
PO02	WEC		LP01	LW04	MSW
PO03	WOW		LP02	LW05	MTW
PO04	WNO		LF01	LW06	MWL
PO05	WSO		LF02	LW07	
PO06			LF03		
PO07			LN01		
PO08			LA01		
PO09			LA02		

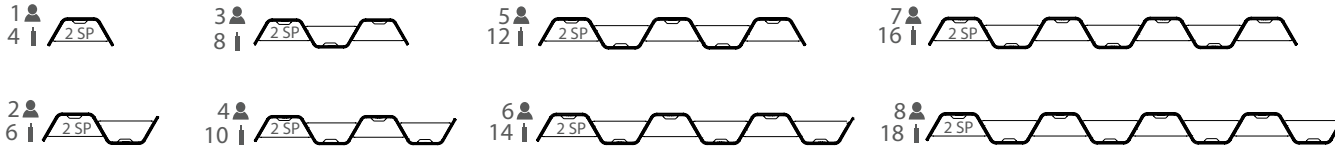
3 Select feet finish <a href="#">View finish details</a>	WWP	WBW	WWP	WBW	WWP	WBW
PO01	WSW		PO01	WSW	PO01	WSW
PO02	WEC		PO02	WEC	PO02	WEC
PO03	WOW		PO03	WOW	PO03	WOW
PO04	WNO		PO04	WNO	PO04	WNO
PO05	WSO		PO05	WSO	PO05	WSO
PO06			PO06		PO06	
PO07			PO07		PO07	
PO08			PO08		PO08	
PO09			PO09		PO09	

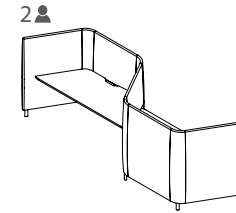
4 Select an edge <a href="#">View edge details</a>	Cliff-1 Veneer	Cliff-2 Black	Cliff-3 White	Cliff-1 HPL	Cliff-2 Black	Cliff-3 White	Flat-2 Black	Flat-3 White	Flat-4 Matching
	Flat-1 Veneer	Flat-2 Black	Flat-3 White	Flat-1 HPL	Flat-2 Black	Flat-3 White			

# Honey.

## Linear Workstation Typical Desk with Power Fixed Worksurface



Number of Feet per Typical (MTL10 Option) "SP" Number of Starter Panels per Typical (RSP Option)



Fixed Top Workstation

Powered Workstation

[View statement of line](#)

## Product features.

- HNY7227WT162 Fixed Desk Height worksurfaces, 29" worksurface height
- 5" Solid wood feet - oval shape
- 4 Power outlets with 1 telecom plate, see options below for telecom plate
- Ships KD
- Wire management tray attaches to worksurface top, standard in MFW White, see premium metal finish for options
- Hardwire infeed and jumpers are included in workstations

## Options.

### ACCESSORIES

- K28: Articulating Keyboard w/ Mouse - \$390
- K31-SK: Center drawer w/ skirt - \$310
- K31: Center drawer w/o skirt - \$205

### CONCEALED FLOOR POWER INFEED COVER

- PCEB: White metal finish concealed floor power infeed cover - \$150

### DELETE TOP AND WIRE TRAY

- DFP: Delete fixed top. Deduct \$1335 Veneer (W), \$1165 High Pressure Laminate (G), \$840 Thermally Fused Laminate (M) per top

### METAL FEET

- MTL10: Replace solid wood feet with metal feet, standard MFW White - \$55 ea

### PREMIUM METAL FINISH

- Specify premium metal finish. MFMB: Matte Black, MFS: Silver, MFSS: Salmon Sienna, MFSA: Surfin Aquavert, MFPS: Pistachio, MFOS: Oyster, MFNA: Navy, MFOL: Olive, MFGB: Grey Beige MFGG: Graphite Gray, MFG: Gray
- Premium metal finish for WMT Wire Management Tray - \$75 ea
- Premium metal finish for MTL10 Metal Feet - \$20 ea
- Premium metal finish for PCEB Concealed Floor Power Infeed Cover - \$35

### STARTER PANEL

- RSP: Substitute round starter panel in place of flat starter panel. Must substitute all starters, priced per starter panel - \$83 each. See HNY3555SP888

### TELECOM PLATES

- Each power unit has 1 plate. All telecom connectors sold separately.
- RJ45 (1) - \$35, RJ45 (2) - \$70, RJ45 (3) - \$105, USB (1) - \$70, USB (2) - \$140, RJ45/USB - \$105, RJ45/HDMI - \$190, HDMI/USB - \$205

### WORKSURFACE HEIGHT

- THL42: Modify worksurface height to bar height - N/C

1 Select a model w" x d" x h"	PERSON	yardage	Standard Veneer Top Upholstered Panels - COM\$		Premium Veneer Top Upholstered Panels - COM\$		High Pressure Laminate Top Upholstered Panels - COM\$		Thermally Fused Laminate Top Upholstered Panels - COM\$	
539 x 41 x 55	8	67	HNY53941FP585W	35632	"P" Option N/A	HNY53941FP585G	34272	HNY53941FP585M	31672	
474 x 41 x 55	7	59	HNY47441FP585W	31269	"P" Option N/A	HNY47441FP585G	30079	HNY47441FP585M	27804	
409 x 41 x 55	6	51	HNY40941FP585W	26906	"P" Option N/A	HNY40941FP585G	25886	HNY40941FP585M	23936	
345 x 41 x 55	5	43	HNY34541FP585W	22543	"P" Option N/A	HNY34541FP585G	21693	HNY34541FP585M	20068	
280 x 41 x 55	4	35	HNY28041FP585W	18180	"P" Option N/A	HNY28041FP585G	17500	HNY28041FP585M	16200	
215 x 41 x 55	3	27	HNY21541FP585W	13817	"P" Option N/A	HNY21541FP585G	13307	HNY21541FP585M	12332	
150 x 41 x 55	2	19	HNY15041FP585W	9454	"P" Option N/A	HNY15041FP585G	9114	HNY15041FP585M	8464	
85 x 37 x 55	1	11	HNY8537FP585W	5091	"P" Option N/A	HNY8537FP585G	4921	HNY8537FP585M	4596	

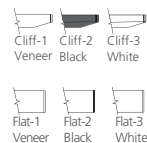
2 Select a worksurface finish <a href="#">View finish details</a>	WWP	WBW	GEC	LW01	MEC
PO01	WSW				MOC
PO02	WEC				MSW
PO03	WOW				MTW
PO04	WNO				MWL
PO05	WSO				
PO06					
PO07					
PO08					
PO09					

3 Select feet finish <a href="#">View finish details</a>	WWP	WBW	WWP	WBW	WWP	WBW
PO01	WSW		PO01	WSW	PO01	WSW
PO02	WEC		PO02	WEC	PO02	WEC
PO03	WOW		PO03	WOW	PO03	WOW
PO04	WNO		PO04	WNO	PO04	WNO
PO05	WSO		PO05	WSO	PO05	WSO
PO06			PO06		PO06	
PO07			PO07		PO07	
PO08			PO08		PO08	
PO09			PO09		PO09	

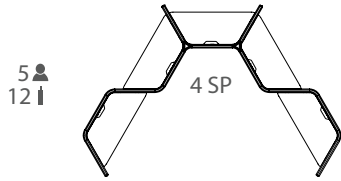
  

4 Select an edge <a href="#">View edge details</a>	Cliff-1 Veneer	Cliff-2 Black	Cliff-3 White	Flat-1 Veneer	Flat-2 Black	Flat-3 White



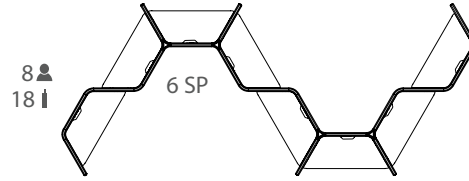
# Honey.

S-Shaped Workstation Typical  
Desk with Height Adjustable Worksurface



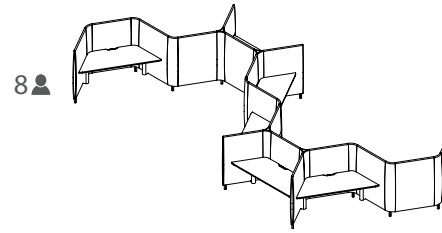
5  
12'

4 SP



8  
18'

6 SP



8  
18'



Number of Feet per Typical (MTL10 Option) "SP" Number of Starter Panels per Typical (RSP Option)

[View statement of line](#)

## Product features.

- 5" Solid wood feet - oval shape, ships KD
- 4 Power outlets with 1 telecom plate, see options below for telecom plate
- Adjustable height from 27" to 47.5" with a maximum weight capacity of 275 lbs. Lift standard in MFW White, optional MFB Black
- HNY7227WT163 Height Adjustable worksurfaces are included
- Wire management tray attaches to worksurface top, standard in MFW White, see premium metal finish for options

### NOTES

- 1" Gap between worksurface and panels to drop wires below worksurface
- Metal parts include 5 year warranty
- Programmable height adjustable mechanism, motor includes 2 year warranty

## Options.

### ACCESSORIES

- K28: Articulating Keyboard w/ Mouse - \$390
- K31-SK: Center drawer w/ skirt - \$310
- K31: Center drawer w/o skirt - \$205

### CONCEALED FLOOR POWER INFEED COVER

- PCEB: White metal finish concealed floor power infeed cover - \$150

### DELETE TOP AND WIRE TRAY

- DHAT: Delete height adjustable top. Deduct \$3265 Veneer(W), \$3095 High Pressure Laminate(G), \$2770 Thermally Fused Laminate(M) per top

### METAL FEET

- MTL10: Replace solid wood feet with metal feet, standard MFW White - \$55 ea

### PREMIUM METAL FINISH

- Specify premium metal finish. MFMB: Matte Black, MFS: Silver, MFSS: Salmon Sienna, MFSA: Surfing Aquavert, MFPS: Pistachio, MFOS: Oyster, MFNA: Navy, MFOL: Olive, MFGB: Grey Beige MFGG: Graphite Gray, MFG: Gray
- Premium metal finish for WMT Wire Management Tray - \$75 ea
- Premium metal finish for MTL10 Metal Feet - \$20 ea
- Premium metal finish for PCEB Concealed Floor Power Infeed Cover - \$35

### STARTER PANEL

- RSP: Substitute round starter panel in place of flat starter panel. Must substitute all starters, priced per starter panel - \$83 each. See HNY3555SP888

### TELECOM PLATES

- Each power unit has 1 plate. All telecom connectors sold separately.
- RJ45 (1) - \$35, RJ45 (2) - \$70, RJ45 (3) - \$105, USB (1) - \$70, USB (2) - \$140, RJ45/USB - \$105, RJ45/HDMI - \$190, HDMI/USB - \$205

1 Select a model w" x d" x h"	person	yardage	Standard Veneer Top Upholstered Panels - COM\$	Premium Veneer Top Upholstered Panels - COM\$	High Pressure Laminate Top Upholstered Panels - COM\$	Thermally Fused Laminate Top Upholstered Panels - COM\$
347 x 145 x 55	8	65	HNY347145HA586W 48956	"P" Option N/A	HNY347145HA586G 47596	HNY347145HA586M 44996
217 x 145 x 55	5	42	HNY217145HA586W 31135	"P" Option N/A	HNY217145HA586G 30285	HNY217145HA586M 28660

2 Select a worksurface finish <a href="#">View finish details</a>	WVP	WBW	GEC	LW01	MEC
PO01	WSW				MOC
PO02	WEC				MSW
PO03	WOW				MTW
PO04	WNO				MWL
PO05	WSO				
PO06					
PO07					
PO08					
PO09					


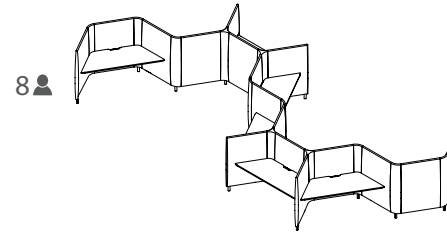
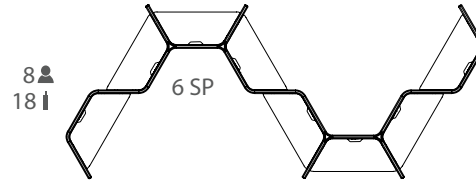
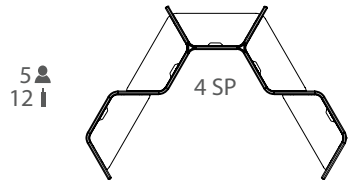
3 Select feet finish <a href="#">View finish details</a>	WVP	WBW	WVP	WBW	WVP	WBW
PO01	WSW		PO01	WSW	PO01	WSW
PO02	WEC		PO02	WEC	PO02	WEC
PO03	WOW		PO03	WOW	PO03	WOW
PO04	WNO		PO04	WNO	PO04	WNO
PO05	WSO		PO05	WSO	PO05	WSO
PO06			PO06		PO06	
PO07			PO07		PO07	
PO08			PO08		PO08	
PO09			PO09		PO09	

4 Select a edge <a href="#">View edge details</a>	Cliff-1 Veneer	Cliff-2 Black	Cliff-3 White	Cliff-1 HPL	Cliff-2 Black	Cliff-3 White	Flat-2 Black	Flat-3 White	Flat-4 Matching	Flat-1 Veneer	Flat-2 Black	Flat-3 White

# Honey.

## S-Shaped Workstation Typical Desk with Fixed Worksurface



Number of Feet per Typical (MTL10 Option) "SP" Number of Starter Panels per Typical (RSP Option)

[View statement of line](#)

## Product features.

- 5" Solid wood feet - oval shape
- HNY7227WT162 Fixed Desk Height worksurfaces, 29" worksurface height
- Ships KD

## Options.

### ACCESSORIES

- K28: Articulating Keyboard w/ Mouse - \$390
- K31-SK: Center drawer w/ skirt - \$310
- K31: Center drawer w/o skirt - \$205

### CONCEALED FLOOR POWER INFEED COVER

- PCEB: White metal finish concealed floor power infeed cover - \$150

### DELETE TOP

- DFT: Delete fixed top. Deduct \$1125 Veneer(W), \$955 High Pressure Laminate (G), \$630 Thermally Fused Laminate (M) per top

### METAL FEET

- MTL10: Replace solid wood feet with metal feet, standard MFW White - \$55 ea

### PREMIUM METAL FINISH

- Specify premium metal finish. MFMB: Matte Black, MFS: Silver, MFSS: Salmon Sienna, MFSA: Surfin Aquavert, MFPS: Pistachio, MFOS: Oyster, MFNA: Navy, MFOL: Olive, MFGB: Grey Beige MFGG: Graphite Gray, MFG: Gray
- Premium metal finish for WMT Wire Management Tray - \$75 ea
- Premium metal finish for MTL10 Metal Feet - \$20 ea
- Premium metal finish for PCEB Concealed Floor Power Infeed Cover - \$35

### STARTER PANEL

- RSP: Substitute round starter panel in place of flat starter panel. Must substitute all starters, priced per starter panel - \$83 each. See HNY3555SP888

### WORKSURFACE HEIGHT

- Modify worksurface height to bar height.
- THL-42: Position worksurface at bar height - N/C

### WIRE TRAY

- WMT: Wire metal tray. Mounts under top and comes standard in MFW White - \$210

1 Select a model w" x d" x h"	PERSON	yardage	Standard Veneer Top Upholstered Panels - COM\$		Premium Veneer Top Upholstered Panels - COM\$		High Pressure Laminate Top Upholstered Panels - COM\$		Thermally Fused Laminate Top Upholstered Panels - COM\$	
347 x 145 x 55	8	65	HNY347145FT586W	29202	"P" Option N/A	HNY347145FT586G	27842	HNY347145FT586M	25242	
217 x 145 x 55	5	42	HNY217145FT586W	18745	"P" Option N/A	HNY217145FT586G	17895	HNY217145FT586M	16270	

2 Select a worksurface finish <a href="#">View finish details</a>								
WWP	WBW			GEC	LW01	MEC		
PO01	WSW			GWL	LW02	MOC		
PO02	WEC			LP01	LW04	MSW		
PO03	WOW			LP02	LW05	MTW		
PO04	WNO			LF01	LW06	MWL		
PO05	WSO			LF02	LW07			
PO06				LF03				
PO07				LN01				
PO08				LA01				
PO09				LA02				

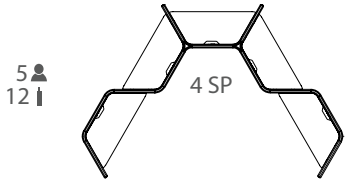
3 Select feet finish <a href="#">View finish details</a>								
WWP	WBW			WWP	WBW			
PO01	WSW			PO01	WSW			
PO02	WEC			PO02	WEC			
PO03	WOW			PO03	WOW			
PO04	WNO			PO04	WNO			
PO05	WSO			PO05	WSO			
PO06				PO06				
PO07				PO07				
PO08				PO08				
PO09				PO09				

4 Select an edge <a href="#">View edge details</a>						
Cliff-1 Veneer	Cliff-2 Black	Cliff-3 White		Cliff-1 HPL	Cliff-2 Black	Cliff-3 White
Flat-1 Veneer	Flat-2 Black	Flat-3 White		Flat-1 HPL	Flat-2 Black	Flat-3 White

# Honey.


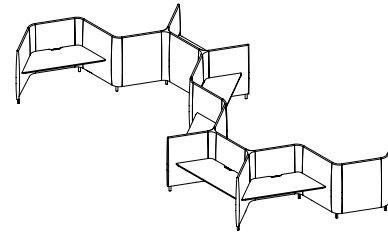
## S-Shaped Workstation Typical Desk with Power Fixed Worksurface



8  
18



8



Number of Feet per Typical (MTL10 Option) "SP" Number of Starter Panels per Typical (RSP Option)

[View statement of line](#)

## Product features.

- HNY7227WT162 Fixed Desk Height worksurfaces, 29" worksurface height
- 5" Solid wood feet - oval shape
- 4 Power outlets with 1 telecom plate, see options below for telecom plate
- Ships KD
- Wire management tray attaches to worksurface top, standard in MFW White, see premium metal finish for options
- Hardwire infeed and jumpers are included in workstations

## Options.

### ACCESSORIES

- K28: Articulating Keyboard w/ Mouse - \$390
- K31-SK: Center drawer w/ skirt - \$310
- K31: Center drawer w/o skirt - \$205

### CONCEALED FLOOR POWER INFEED COVER

- PCEB: White metal finish concealed floor power infeed cover - \$150

### DELETE TOP AND WIRE TRAY

- DFP: Delete fixed top. Deduct \$1335 Veneer (W), \$1165 High Pressure Laminate (G), \$840 Thermally Fused Laminate (M) per top

### METAL FEET

- MTL10: Replace solid wood feet with metal feet, standard MFW White - \$55 ea

### PREMIUM METAL FINISH

- Specify premium metal finish. MFMB: Matte Black, MFS: Silver, MFSS: Salmon Sienna, MFSA: Surfin Aquavert, MFPS: Pistachio, MFOS: Oyster, MFNA: Navy, MFOL: Olive, MFGB: Grey Beige MFGG: Graphite Gray, MFG: Gray
- Premium metal finish for WMT Wire Management Tray - \$75 ea
- Premium metal finish for MTL10 Metal Feet - \$20 ea
- Premium metal finish for PCEB Concealed Floor Power Infeed Cover - \$35

### STARTER PANEL

- RSP: Substitute round starter panel in place of flat starter panel. Must substitute all starters, priced per starter panel - \$83 each. See HNY3555SP888

### TELECOM PLATES

- Each power unit has 1 plate. All telecom connectors sold separately.
- RJ45 (1) - \$35, RJ45 (2) - \$70, RJ45 (3) - \$105, USB (1) - \$70, USB (2) - \$140, RJ45/USB - \$105, RJ45/HDMI - \$190, HDMI/USB - \$205

### WORKSURFACE HEIGHT

- THL-42: Modify worksurface height to bar height - N/C

1 Select a model w" x d" x h"	PERSON	yardage	Standard Veneer Top Upholstered Panels - COM\$		Premium Veneer Top Upholstered Panels - COM\$		High Pressure Laminate Top Upholstered Panels - COM\$		Thermally Fused Laminate Top Upholstered Panels - COM\$	
347 x 145 x 55	8	65	HNY347145FP586W	33516	"P" Option N/A	HNY347145FP586G	32156	HNY347145FP586M	29556	
217 x 145 x 55	5	42	HNY217145FP586W	21485	"P" Option N/A	HNY217145FP586G	20635	HNY217145FP586M	19010	

2 Select a worksurface finish <a href="#">View finish details</a>								
WWP	WBW				GEC	LW01	MEC	
PO01	WSW				GWL	LW02	MOC	
PO02	WEC				LP01	LW04	MSW	
PO03	WOW				LP02	LW05	MTW	
PO04	WNO				LF01	LW06	MWL	
PO05	WSO				LF02	LW07		
PO06					LF03			
PO07					LN01			
PO08					LA01			
PO09					LA02			


3 Select feet finish <a href="#">View finish details</a>								
WWP	WBW				WWP	WBW		
PO01	WSW				PO01	WSW		
PO02	WEC				PO02	WEC		
PO03	WOW				PO03	WOW		
PO04	WNO				PO04	WNO		
PO05	WSO				PO05	WSO		
PO06					PO06			
PO07					PO07			
PO08					PO08			
PO09					PO09			

4 Select an edge <a href="#">View edge details</a>						
Cliff-1 Veneer	Cliff-2 Black	Cliff-3 White	Cliff-1 HPL	Cliff-2 Black	Cliff-3 White	Flat-2 Black
Flat-1 Veneer	Flat-2 Black	Flat-3 White	Flat-1 HPL	Flat-2 Black	Flat-3 White	Flat-3 Matching

# Honey.

120° Lounge  
Lounge with Seat and Back Cushions



[View statement of line](#)

## Product features.

- 10.5" Solid wood feet - oval shape
- 4" high resiliency foam seat
- 3/4" Bent plywood back with rift cut oak or walnut veneer
- (2) 20" pillows, (1) 16" pillow
- Solid wood base to maximize strength and longevity

1 model	COM	COL	1	2	3	4	5	6	7	8	9	10	11/L1	12	13/L2
HNY0170HPB48	2998	N/A	3183	3274	3365	3456	3547	3638	3729	3820	3911	4002	4093	4184	4366
W x D x H 60 x 26.5 x 27			Upholstery Requirements												
Arm Height:			Fabric yds: 5 Leather Sq. Ft.: 90												
Seat Height:			Carton Weight: 100												
Inside Seat Depth:															
Inside Seat Width:															

## 2 Select a finish

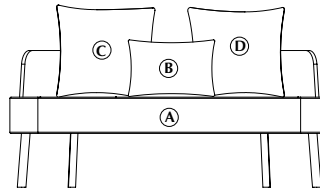
[View finish details](#)

- WWP Designer White
- PO01 Olive on Oak
- PO02 Aquavert on Oak
- PO03 Mushroom on Oak
- PO04 Burgundy on Oak
- PO05 Ash on Oak
- PO06 Powerder on Oak
- PO07 Pebble on Oak
- PO08 Vapour on Oak
- PO09 Verde on Oak
- WNO Natural Oak on Oak
- WEC Ebony
- WSO Salted Oak on Oak
- WBW Henna Walnut on Walnut
- WSW Smokey Walnut on Walnut
- WOW Clear Walnut on Walnut

- WWP Designer White
- PO01 Olive on Oak
- PO02 Aquavert on Oak
- PO03 Mushroom on Oak
- PO04 Burgundy on Oak

## 3 Combination Fabrics

[View finish details](#)



- A Lounge Seat** 2.5 yd. (s)
- B Lounge Pillow** 1 yd.
- C Lounge Pillow** 1 yd.
- D Lounge Pillow** 1 yd.

## Options.

### PREMIUM METAL FINISH

- Specify premium metal finish. MFMB: Matte Black, MFS: Silver, MFSS: Salmon Sienna, MFSA: Surfin Aquavert, MFPS: Pistachio, MFOS: Oyster, MFNA: Navy, MFOL: Olive, MFGB: Grey Beige
- MFGG: Graphite Gray, MFG: Gray
- Premium metal finish for MTL12 metal legs: \$20 ea

### METAL FEET

- MTL12: Replace solid wood legs with metal legs, standard in MFW White - \$75 ea

# Honey.

120° Starter Panel  
Round End



[View statement of line](#)

## Product features.

- 5" Solid wood feet - oval shape

### NOTES

- To configure workstations, customer is required to send drawing

## Options.

### METAL FEET

- MTL10: Replace solid wood feet with metal feet, standard in MFW  
White - \$55 ea

### PREMIUM METAL FINISH

- Specify premium metal finish. MFMB: Matte Black, MFS: Silver, MFSS: Salmon Sienna, MFSA: Surfin Aquavert, MFPS: Pistachio, MFOS: Oyster, MFNA: Navy, MFOL: Olive, MFGB: Grey Beige MFGG: Graphite Gray, MFG: Gray  
- Premium metal finish for MTL10: Metal feet \$20 per foot

1 model	COM	COL	1	2	3	4	5	6	7	8	9	10	11	12	13
HNY3555SP888	866	N/A	977	1032	1087	1142	1197	1252	1307	1362	1417	1472	1527	1582	1692
W x D x H 35 x 3 x 55			Upholstery Requirements Fabric yds: 3 Leather Sq. Ft.: N/A Carton Weight: 20												

## 2

[View finish details](#)

- WWP Designer White
- PO01 Olive on Oak
- PO02 Aquavert on Oak
- PO03 Mushroom on Oak
- PO04 Burgundy on Oak
- PO05 Ash on Oak
- PO06 Powderder on Oak
- PO07 Pebble on Oak
- PO08 Vapour on Oak
- PO09 Verde on Oak
- WNO Natural Oak on Oak
- WEC Ebony
- WSO Salted Oak on Oak
- WBW Henna Walnut on Walnut
- WSW Smokey Walnut on Walnut
- WOW Clear Walnut on Walnut

## 3

Select a back finish

[View finish details](#)

Finish N/A

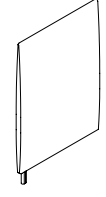
## 4

Combination Fabrics

Combination  
Fabric Option  
Not Available

# Honey.

120° Starter Panel  
Flat End



[View statement of line](#)

## Product features.

- 5" Solid wood feet - oval shape

### NOTES

- To configure workstations, customer is required to send drawing

## Options.

### METAL FEET

- MTL10: Replace solid wood feet with metal feet, standard in MFW  
White - \$55 ea

### PREMIUM METAL FINISH

- Specify premium metal finish. MFMB: Matte Black, MFS: Silver, MFSS: Salmon Sienna, MFSA: Surfin Aquavert, MFPS: Pistachio, MFOS: Oyster, MFNA: Navy, MFOL: Olive, MFGB: Grey Beige MFGG: Graphite Gray, MFG: Gray  
- Premium metal finish for MTL10: Metal feet \$20 per foot

1 model	COM	COL	1	2	3	4	5	6	7	8	9	10	11	12	13
HNY3555SP889	783	N/A	894	949	1004	1059	1114	1169	1224	1279	1334	1389	1444	1499	1609
W x D x H 35 x 3 x 55			Upholstery Requirements Fabric yds: 3 Leather Sq. Ft.: N/A Carton Weight: 20												

## 2

[View finish details](#)

- WWP Designer White
- PO01 Olive on Oak
- PO02 Aquavert on Oak
- PO03 Mushroom on Oak
- PO04 Burgundy on Oak
- PO05 Ash on Oak
- PO06 Powderder on Oak
- PO07 Pebble on Oak
- PO08 Vapour on Oak
- PO09 Verde on Oak
- WNO Natural Oak on Oak
- WEC Ebony
- WSO Salted Oak on Oak
- WBW Henna Walnut on Walnut
- WSW Smokey Walnut on Walnut
- WOW Clear Walnut on Walnut

## 3

Select a back finish

[View finish details](#)

Finish N/A

## 4

Combination Fabrics

Combination  
Fabric Option  
Not Available



# Honey.

120° Corner Panel Connector  
Two Corner Panel



[View statement of line](#)

## Product features.

- 5" Solid wood feet - oval shape

### NOTES

- To configure workstations, customer is required to send drawing

## Options.

### METAL FEET

- MTL10: Replace solid wood feet with metal feet, standard in MFW  
White - \$55 ea

### PREMIUM METAL FINISH

- Specify premium metal finish. MFMB: Matte Black, MFS: Silver, MFSS: Salmon Sienna, MFSA: Surfin Aquavert, MFPS: Pistachio, MFOS: Oyster, MFNA: Navy, MFOL: Olive, MFGB: Grey Beige MFGG: Graphite Gray, MFG: Gray  
- Premium metal finish for MTL10: Metal feet \$20 per foot

1 model	COM	COL	1	2	3	4	5	6	7	8	9	10	11	12	13
HNY0955CP890	512	N/A	549	567	585	603	621	639	657	675	693	711	729	747	783
W x D x H 9 x 9 x 55			Upholstery Requirements Fabric yds: 1 Leather Sq. Ft.: N/A Carton Weight: 10												

## 2

[View finish details](#)

- WWP Designer White
- PO01 Olive on Oak
- PO02 Aquavert on Oak
- PO03 Mushroom on Oak
- PO04 Burgundy on Oak
- PO05 Ash on Oak
- PO06 Powderder on Oak
- PO07 Pebble on Oak
- PO08 Vapour on Oak
- PO09 Verde on Oak
- WNO Natural Oak on Oak
- WEC Ebony
- WSO Salted Oak on Oak
- WBW Henna Walnut on Walnut
- WSW Smokey Walnut on Walnut
- WOW Clear Walnut on Walnut

## 3

Select a back finish

[View finish details](#)

Finish N/A

## 4

Combination Fabrics

Combination  
Fabric Option  
Not Available

# Honey.

120° Corner Panel Connector  
Three Corner Panel



[View statement of line](#)

## Product features.

- 5" Solid wood feet - oval shape

### NOTES

- To configure workstations, customer is required to send drawing

## Options.

### METAL FEET

- MTL10: Replace soild wood feet with metal feet, standard in MFW  
White - \$55 ea

### PREMIUM METAL FINISH

- Specify premium metal finish. MFMB: Matte Black, MFS: Silver, MFSS: Salmon Sienna, MFSA: Surfin Aquavert, MFPS: Pistachio, MFOS: Oyster, MFNA: Navy, MFOL: Olive, MFGB: Grey Beige MFGG: Graphite Gray, MFG: Gray  
- Premium metal finish for MTL10: Metal feet \$20 per foot

1 model	COM	COL	1	2	3	4	5	6	7	8	9	10	11	12	13
HNY0855CP891	630	N/A	686	713	740	767	794	821	848	875	902	929	956	983	1037
W x D x H 8 x 8 x 55			Upholstery Requirements Fabric yds: 1.5 Leather Sq. Ft.: N/A Carton Weight: 10												

## 2

[View finish details](#)

- WWP Designer White
- PO01 Olive on Oak
- PO02 Aquavert on Oak
- PO03 Mushroom on Oak
- PO04 Burgundy on Oak
- PO05 Ash on Oak
- PO06 Powerder on Oak
- PO07 Pebble on Oak
- PO08 Vapour on Oak
- PO09 Verde on Oak
- WNO Natural Oak on Oak
- WEC Ebony
- WSO Salted Oak on Oak
- WBW Henna Walnut on Walnut
- WSW Smokey Walnut on Walnut
- WOW Clear Walnut on Walnut

## 3

Select a back finish

[View finish details](#)

Finish N/A

## 4

Combination Fabrics

Combination  
Fabric Option  
Not Available

# Honey.

In-Line Panel Connector  
Straight Run Connector



[View statement of line](#)

## Product features.

- 5" Solid wood feet - oval shape

### NOTES

- To configure workstations, customer is required to send drawing

## Options.

### METAL FEET

- MTL10: Replace solid wood feet with metal feet, standard in MFW  
White - \$55 ea

### PREMIUM METAL FINISH

- Specify premium metal finish. MFMB: Matte Black, MFS: Silver, MFSS: Salmon Sienna, MFSA: Surfin Aquavert, MFPS: Pistachio, MFOS: Oyster, MFNA: Navy, MFOL: Olive, MFGB: Grey Beige MFGG: Graphite Gray, MFG: Gray  
- Premium metal finish for MTL10: Metal feet \$20 per foot

1 model	COM	COL	1	2	3	4	5	6	7	8	9	10	11	12	13
HNY0955CP886	446	N/A	483	501	519	537	555	573	591	609	627	645	663	681	717
W x D x H 9 x 3 x 55			Upholstery Requirements Fabric yds: 1 Leather Sq. Ft.: N/A Carton Weight: 20												

## 2

[View finish details](#)

- WWP Designer White
- PO01 Olive on Oak
- PO02 Aquavert on Oak
- PO03 Mushroom on Oak
- PO04 Burgundy on Oak
- PO05 Ash on Oak
- PO06 Powderder on Oak
- PO07 Pebble on Oak
- PO08 Vapour on Oak
- PO09 Verde on Oak
- WNO Natural Oak on Oak
- WEC Ebony
- WSO Salted Oak on Oak
- WBW Henna Walnut on Walnut
- WSW Smokey Walnut on Walnut
- WOW Clear Walnut on Walnut

## 3

Select a back finish

[View finish details](#)

Finish N/A

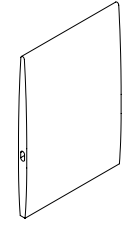
## 4

Combination Fabrics

Combination  
Fabric Option  
Not Available

# Honey.

120° Adder Panel  
No Power Access



[View statement of line](#)

## Product features.

- Adder panel

### NOTES

- To configure workstations, customer is required to send drawing
- Panel overall height is 55" with feet. Panel overall height without feet is 50"

1 model	COM	COL	1	2	3	4	5	6	7	8	9	10	11	12	13
HNY3450AP894	808	N/A	919	974	1029	1084	1139	1194	1249	1304	1359	1414	1469	1524	1634
W x D x H 34 x 3 x 50			Upholstery Requirements Fabric yds: 3 Leather Sq. Ft.: N/A Carton Weight: 20												

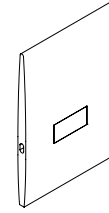
2 [View finish details](#)  
Finish N/A

3 Select a back finish [View finish details](#)  
 WWP  
 PO01  
 PO02  
 PO03  
 PO04  
 PO05  
 PO06  
 PO07  
 PO08  
 PO09  
 WBW  
 WSW  
 WEC  
 WOW  
 WNO  
 WSO

4 Combination Fabrics  
  
 Combination  
 Fabric Option  
 Not Available

# Honey.

120° Adder Access Panel  
Single Sided Access



[View statement of line](#)

## Product features.

- Panel features access panel for wire management

### NOTES

- To configure workstations, customer is required to send drawing
- Panel overall height is 55" with feet. Panel overall height without feet is 50"
- Removable panel allows wire access for cable management

1 model	COM	COL	1	2	3	4	5	6	7	8	9	10	11	12	13
HNY3450AP895	858	N/A	969	1024	1079	1134	1189	1244	1299	1354	1409	1464	1519	1574	1684
W x D x H 34 x 3 x 50			Upholstery Requirements Fabric yds: 3 Leather Sq. Ft.: N/A Carton Weight: 20												

2 [View finish details](#)  
Finish N/A

3 Select a back finish [View finish details](#)

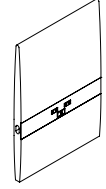
WWP  
PO01  
PO02  
PO03  
PO04  
PO05  
PO06  
PO07  
PO08  
PO09  
WBW  
WSW  
WEC  
WOW  
WNO  
WSO

4 Combination Fabrics

Combination  
Fabric Option  
Not Available

# Honey.

120° Single Sided Power Panel  
Power Panel



[View statement of line](#)

## Product features.

- 4 power outlets with 1 telecom plate, see options below for telecom plate

### NOTES

- To configure workstations, customer is required to send drawing
- Panel overall height is 55" with feet. Panel overall height without feet is 50"
- Jumper(s) or hardwired infeed must be selected to power workstations. See options below.

## Options.

### JUMPER(S) AND INFEEED

- Specify Jumper or Infeed to power workstations
- JC42: 42" Length jumper, passes through corner post connecting panel to panel - \$110.
- JC96: 96" Length jumper, passes through 1 adder panel connecting 3 panels - \$170
- JC150: 150" Length jumper passes through 2 adder panels connecting 4 panels - \$220.
- JC204: 204" Length jumper passes through corner post connecting 3 panels - \$275
- HPF120: 120" hardwired power feed -\$190.

### TELECOM PLATES

- Each power unit has 1 plate. All telecom connectors sold separately.
- RJ25 (1) - \$35, RJ45 (2) - \$70, RJ45 (3) - \$105, USB (1) - \$70, USB (2) - \$140, RJ45/USB - \$105, RJ45/HDMI - \$190, HDMI/USB - \$205

1 model	COM	COL	1	2	3	4	5	6	7	8	9	10	11	12	13
HNY3450PP892	976	N/A	1087	1142	1197	1252	1307	1362	1417	1472	1527	1582	1637	1692	1802
W x D x H 34 x 3 x 50			Upholstery Requirements Fabric yds: 3 Leather Sq. Ft.: N/A Carton Weight: 20												

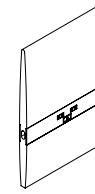
2 [View finish details](#)  
Finish N/A

3 Select a back finish [View finish details](#)  
 WWP  
 PO01  
 PO02  
 PO03  
 PO04  
 PO05  
 PO06  
 PO07  
 PO08  
 PO09  
 WBW  
 WSW  
 WEC  
 WOW  
 WNO  
 WSO

4 Combination Fabrics  
 Combination  
 Fabric Option  
 Not Available

# Honey.

120° Double Sided Power Panel  
Power Panel



[View statement of line](#)

## Product features.

- Double sided power panel, each panel side features 4 power outlets with 1 telecom plate. See options below for telecom plate

### NOTES

- To configure workstations, customer is required to send drawing
- Panel overall height is 55" with feet. Panel overall height without feet is 50"
- Jumper(s) or hardwired infeed must be selected to power workstations. See options below.

## Options.

### JUMPER(S) AND INFEED

- Specify Jumper or Infeed to power workstations
- JC42: 42" Length jumper, passes through corner post connecting panel to panel - \$110.
- JC96: 96" Length jumper, passes through 1 adder panel connecting 3 panels - \$170
- JC150: 150" Length jumper passes through 2 adder panels connecting 4 panels - \$220.
- JC204: 204" Length jumper passes through corner post connecting 3 panels - \$275
- HPF120: 120" hardwired power feed -\$190.

### TELECOM PLATES

- Each power unit has 1 plate. All telecom connectors sold separately.
- RJ25 (1) - \$35, RJ45 (2) - \$70, RJ45 (3) - \$105, USB (1) - \$70, USB (2) - \$140, RJ45/USB - \$105, RJ45/HDMI - \$190, HDMI/USB - \$205

1 model	COM	COL	1	2	3	4	5	6	7	8	9	10	11	12	13
HNY3450PP893	1045	N/A	1156	1211	1266	1321	1376	1431	1486	1541	1596	1651	1706	1761	1871
W x D x H 34 x 3 x 50			Upholstery Requirements Fabric yds: 3 Leather Sq. Ft.: N/A Carton Weight: 20												

2 Select a finish  
[View finish details](#)  
Finish N/A

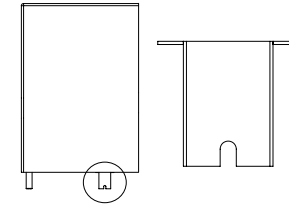
3 Select a back finish  
[View finish details](#)

- WWP
- PO01
- PO02
- PO03
- PO04
- PO05
- PO06
- PO07
- PO08
- PO09
- WBW
- WSW
- WEC
- WOW
- WNO
- WSO

4 Combination Fabrics  
Combination  
Fabric Option  
Not Available

# Honey.

Concealed Floor Power Infeed Cover  
*Power Cable Entry Box*



Shown on  
HNY3555SP889  
Panel not included

[View statement of line](#)

## Product features.

- Conceals wire infeed from the floor and mounts to the bottom of honey panels
- White metal finish standard

### NOTES

- PANEL NOT INCLUDED

## Options.

### PREMIUM METAL FINISH - POWER BOX

- Specify metal finish upcharge. MFB Black, MFMB: Matte Black, MFS: Silver, MFSS: Salmon Sienna, MFSA: Surfin Aquavert, MFPS: Pistachio, MFOS: Oyster, MFNA: Navy, MFOL: Olive, MFGB: Grey Beige MFGG: Graphite Gray, MFG: Gray - \$35

1	Select a model	person	weight	Power Infeed Cover	
	w" x d" x h"				
	5 x 2 x 6			PCEB	150

[View finish details](#)

[View finish details](#)

2	Select a finish	MFW		
			WWP	WBW
			PO01	WSW
			PO02	WEC
			PO03	WOW
			PO04	WNO
			PO05	WSO
			PO06	
			PO07	
			PO08	
			PO09	

3	Select a edge	Edge	
			N/A

4		Hardware	
			N/A



# Honey.

120° Worksurface Top  
Worksurface with Fixed Top



[View statement of line](#)

## Product features.

- 1" Thick top
- Bar height 42", desk height 29"
- Ships KD

### NOTES

- PANELS NOT INCLUDED

## Options.

### WIRE TRAY / PREMIUM METAL FINISH

- WMT: Wire metal tray. Mounts under top and comes standard in MFW White - \$210

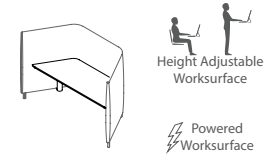
### PREMIUM METAL FINISH

- Specify premium metal finish. MFMB: Matte Black, MFS: Silver, MFSS: Salmon Sienna, MFSA: Surfing Aquavert, MFPS: Pistachio, MFOS: Oyster, MFNA: Navy, MFOL: Olive, MFGB: Grey Beige MFGG: Graphite Gray, MFG: Gray
- Premium metal finish for WMT wire management tray - \$75 ea

1 Select a model w" x d" x h" <b>Bar Height 42"</b> 72 x 26 x 1 63.5 x 19 x 1 <b>Desk Height 29"</b> 72 x 26 x 1 63.5 x 19 x 1	person	weight	Standard Veneer Top		Premium Veneer Top		High Pressure Laminate Top		Thermally Fused Laminate Top		
		60	HNY7226WT160W	1125	"P" Option N/A		HNY7226WT160G	955	HNY7226WT160M	630	
		50	HNY6319WT160W	945	"P" Option N/A		HNY6319WT160G	805	HNY6319WT160M	485	
		60	HNY7226WT162W	1125	"P" Option N/A		HNY7226WT162G	955	HNY7226WT162M	630	
		50	HNY6319WT162W	945	"P" Option N/A		HNY6319WT162G	805	HNY6319WT162M	485	
2 Select a finish <a href="#">View finish details</a>			WWP WBSW				GEC LW01		MEC		
			PO01 WSW				GWL LW02		MOC		
			PO02 WEC				LP01 LW04		MSW		
			PO03 WOW				LP02 LW05		MTW		
			PO04 WNO				LF01 LW06		MWL		
			PO05 WSO				LF02 LW07				
			PO06				LF03				
			PO07				LN01				
			PO08				LA01				
			PO09				LA02				
3 Select a edge <a href="#">View edge details</a>											
			Cliff-1 Veneer	Cliff-2 Black	Cliff-3 White	Cliff-1 HPL	Cliff-2 Black	Cliff-3 White	Flat-1	Flat-2 Black	Flat-3 White
			Flat-1 Veneer	Flat-2 Black	Flat-3 White	Flat-1 HPL	Flat-2 Black	Flat-3 White			
4 Select hardware <a href="#">View hardware details</a>			Hardware N/A			Hardware N/A			Hardware N/A		

# Honey.

120° Worksurface Top  
 Worksurface with Height Adjustable Top



Panels not included

[View statement of line](#)

## Product features.

- "W/G" worksurfaces are 1" thick, "M" worksurfaces are 1-1/8" thick
- Lift standard in MFW White, optional MFB Black
- Ships KD
- Wire management tray attaches to worksurface top, standard in MFW White, see premium metal finish for options
















### NOTES

- 1" Gap between worksurface and panels to drop wires below work-surface
- Metal parts include 5 year warranty
- Programmable height adjustable mechanism, motor includes 2 year warranty
- Height adjustable top with mechanism and wire tray only, panels not included

## Options.


### PREMIUM METAL FINISH

- Specify premium metal finish. MFMB: Matte Black, MFS: Silver, MFSS: Salmon Sienna, MFSA: Surfin Aquavert, MFPS: Pistachio, MFOS: Oyster, MFNA: Navy, MFOL: Olive, MFGB: Grey Beige MFGG: Graphite Gray, MFG: Gray
- Premium metal finish for WMT wire management tray - \$75 ea

1 Select a model w" x d" x h"	person	weight	Standard Veneer Top		Premium Veneer Top	High Pressure Laminate Top		Thermally Fused Laminate Top	
71 x 25.5 x 1		120	HNY7125WT163W	3265	"P" Option N/A	HNY7125WT163G	3095	HNY7125WT163M	2770
62.5 x 18 x 1		90	HNY6218WT163W	3085	"P" Option N/A	HNY6218WT163G	2945	HNY6218WT163M	2625
2 Select a finish <a href="#">View finish details</a>			WWP WBW PO01 WSW PO02 WEC PO03 WOW PO04 WNO PO05 WSO PO06 PO07 PO08 PO09			GEC LW01 GWL LW02 LP01 LW04 LP02 LW05 LF01 LW06 LF02 LW07 LF03 LN01 LA01 LA02		MEC MOC MSW MTW MWL	
3 Select a edge <a href="#">View edge details</a>			 Cliff-1 Veneer  Cliff-2 Black  Cliff-3 White   Flat-1 Veneer  Flat-2 Black  Flat-3 White			 Cliff-1 HPL  Cliff-2 Black  Cliff-3 White   Flat-1 HPL  Flat-2 Black  Flat-3 White		 Flat-1  Flat-2 Black  Flat-3 White	
4 Select hardware <a href="#">View hardware details</a>			Hardware N/A			Hardware N/A		Hardware N/A	

# Honey.

Fixed Triangular Table  
Fixed Triangular Table - Sitting Height



[View statement of line](#)
















## Product features.

- 1" Thick top
- Standard white metal base

## Options.

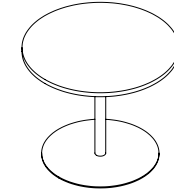
### PREMIUM METAL FINISH - TABLE BASE

- Specify metal finish for table base
- MFMB: Matte Black, MFS: Silver, MFSS: Salmon Sienna, MFSA: Surfing Aquavert, MFPS: Pistachio, MFOS: Oyster, MFNA: Navy, MFOL: Olive, MFGB: Grey Beige MFGG: Graphite Gray, MFG: Gray - \$175

1 Select a model w" x d" x h"	person	weight	Standard Veneer Top Metal Base		Premium Veneer Top Metal Base		High Pressure Laminate Top Metal Base		Thermally Fused Laminate Top Metal Base	
30 x 30 x 29		50	HNY3029TR379W	965	"P" Option N/A	HNY3029TR379G	965	HNY3029TR379M	772	
25 x 24 x 24		45	HNY2425TR379W	910	"P" Option N/A	HNY2425TR379G	910	HNY2425TR379M	730	
24 x 24 x 20		40	HNY2420TR379W	825	"P" Option N/A	HNY2420TR379G	825	HNY2420TR379M	645	
18 x 18 x 17		30	HNY1817TR379W	725	"P" Option N/A	HNY1817TR379G	725	HNY1817TR379M	557	
2 Select a finish <a href="#">View finish details</a>			WWP PO01 PM01 PO02 PM02 PO03 PM03 PO04 PM04 PO05 PM05 PO06 PM06 PO07 PM07 PO08 PM08 PO09 PM10		GEC LW01 GWL LW02 LP01 LW04 LP02 LW05 LF01 LW06 LF02 LW07 LF03 LN01 LA01 LA02		MEC MOC MSW MTW MWL			
3 Select a edge <a href="#">View edge details</a>			 Cliff-1 Veneer  Cliff-2 Black  Cliff-3 White   Flat-1 Veneer  Flat-2 Black  Flat-3 White		 Cliff-1 HPL  Cliff-2 Black  Cliff-3 White   Flat-1 HPL  Flat-2 Black  Flat-3 White		 Flat-2 Black  Flat-3 White  Flat-4 Matching			
4 Select hardware <a href="#">View hardware details</a>			Hardware N/A		Hardware N/A		Hardware N/A		Hardware N/A	

# Honey.

Fixed Circular Table  
Fixed Circular Table - Sitting Height



*View statement of line*
















## Product features.

- 1" Thick top
- Standard white metal base

## Options.

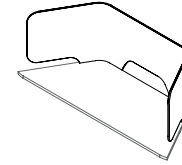
### PREMIUM METAL FINISH - TABLE BASE

- Specify metal finish for table base
- MFMB: Matte Black, MFS: Silver, MFSS: Salmon Sienna, MFSA: Surfing Aquavert, MFPS: Pistachio, MFOS: Oyster, MFNA: Navy, MFOL: Olive, MFGB: Grey Beige MFGG: Graphite Gray, MFG: Gray - \$175

1 Select a model w" x d" x h"	person	weight	Standard Veneer Top Metal Base		Premium Veneer Top Metal Base		High Pressure Laminate Top Metal Base		Thermally Fused Laminate Top Metal Base	
30 DIA x 29		50	HNY3029RD379W	944	"P" Option N/A		HNY3029RD379G	944	HNY3029RD379M	737
25 DIA x 24		45	HNY2425RD379W	910	"P" Option N/A		HNY2425RD379G	910	HNY2425RD379M	730
24 DIA x 20		40	HNY2420RD379W	825	"P" Option N/A		HNY2420RD379G	825	HNY2420RD379M	645
18 DIA x 17		30	HNY1817RD379W	754	"P" Option N/A		HNY1817RD379G	745	HNY1817RD379M	592
2 Select a finish <i>View finish details</i>			WWP PO01 PM01 PO02 PM02 PO03 PM03 PO04 PM04 PO05 PM05 PO06 PM06 PO07 PM07 PO08 PM08 PO09 PM10		GEC LW01 GWL LW02 LP01 LW04 LP02 LW05 LF01 LW06 LF02 LW07 LF03 LN01 LA01 LA02		MEC MOC MSW MTW MWL			
3 Select a edge <i>View edge details</i>			 Cliff-1 Veneer  Cliff-2 Black  Cliff-3 White   Flat-1 Veneer  Flat-2 Black  Flat-3 White		 Cliff-1 HPL  Cliff-2 Black  Cliff-3 White   Flat-1 HPL  Flat-2 Black  Flat-3 White		 Flat-2 Black  Flat-3 White  Flat-4 Matching			
4 Select hardware <i>View hardware details</i>			Hardware N/A		Hardware N/A		Hardware N/A		Hardware N/A	

# Honey.

120° Worksurface Privacy Screen  
*Worksurface Veneer Privacy Screen*



Top  
not included

[View statement of line](#)

## Product features.


- Screens feature veneer on both sides with rounded corners
- 1/2" Thick screen
- Screen attaches to worksurface top

1 Select a model		person	weight	Worksurface Screen			
w" x d" x h"				Standard Veneer Privacy Screen			
69 x 24 x 24			30	VS64W	1785		

2 Select a finish		
	PO01 WSW	
	PO02 WEC	
	PO03 WOW	
	PO04 WNO	
	PO05 WSO	
	PO06	
	PO07	
	PO08	
	PO09	
	WBW	

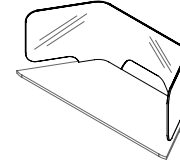
3 Select a edge		
		Flat

4 Select hardware		
	Hardware	N/A

# Honey.

120° Worksurface Privacy Screen  
 Worksurface Acrylic Privacy Screen



Top  
not included




*View statement of line*

## Product features.

- Acrylic screens with rounded corners
- 1/4" Thick screen
- Screen attaches to worksurface top

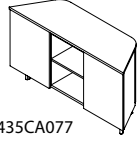
### NOTES

- Matte acrylic is not a writable surface

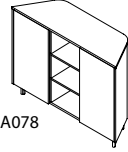
1 Select a model w" x d" x h"	person	weight	Worksurface Screen Frosted Acrylic		Worksurface Screen Matte White Acrylic		Worksurface Screen Matte Black Acrylic	
			AS64AF	1015	AS64AW	1060	AS64AB	1060
69 x 24 x 24		20						
2 Select a acrylic finish <i>View finish details</i>	AF			AW		AB		
3 Select a edge <i>View edge details</i>	 Flat			 Flat		 Flat		
4 Select hardware <i>View hardware details</i>	Hardware N/A			Hardware N/A		Hardware N/A		

# Honey.

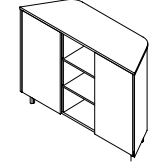
120° 64" Wide Push-In Storage Credenza  
Storage Credenza with Sliding Doors



HNY6435CA077



HNY6448CA078



[View statement of line](#)

## Product features.

- 5" Solid wood feet - oval shape
- Dividers and shelves are finished to match case
- Sliding doors

### NOTES

- Not to be used as freestanding in open plan must slide into 120° panels

## Options.

### GROMMETS (VERTICAL SURFACE)




- Standard location - \$50 each
- Black Plastic Vertical Surface: TM50-C (Bottom Center)
- Non-Standard Location - \$95 each
- Black Plastic Vertical Surface: TM50-NS

### PREMIUM METAL FINISH

- Specify premium metal finish. MFMB: Matte Black, MFS: Silver, MFSS: Salmon Sienna, MFSA: Surfin Aquavert, MFPS: Pistachio, MFOS: Oyster, MFNA: Navy, MFOL: Olive, MFGB: Grey Beige MFGG: Graphite Gray, MFG: Gray
- Premium metal finish for MTL11 Metal Feet: \$20 ea

### METAL FEET

- MTL11: Replace solid wood feet with metal feet, standard in MFW White - \$300 per wardrobe

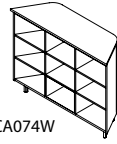
1 Select a model w" x d" x h"	person	weight	Standard Veneer Case Solid Wood Feet		Premium Veneer Case Solid Wood Feet		High Pressure Laminate Case Solid Wood Feet		Thermally Fused Laminate Case Solid Wood Feet	
64 x 20 x 48		180	HNY6448CA077W	4021	"P" Option N/A		HNY6448CA077G	3655	HNY6448CA077M	2880
64 x 20 x 35		140	HNY6435CA077W	3578	"P" Option N/A		HNY6435CA077G	3253	HNY6435CA077M	2480
2 Select a case & feet finish <a href="#">View finish details</a>			WWP PO01 WSW WWP WBW				Case Finishes Feet Finishes		Case Finishes Feet Finishes	
			PM01 PO02 WEC PO01 WSW				GEC LW01 WWP WBW		MEC WWP WBW	
			PM02 PO03 WOW PO02 WEC				GWL LW02 PO01 WSW		MOC PO01 WSW	
			PM03 PO04 WNO PO03 WOW				LP01 LW04 PO02 WEC		MSW PO02 WEC	
			PM04 PO05 WSO PO04 WNO				LP02 LW05 PO03 WOW		MTW PO03 WOW	
			PM05 PO06 PO05 WSO				LF01 LW06 PO04 WNO		MWL PO04 WNO	
			PM06 PO07 PO06				LF02 LW07 PO05 WSO		PO05 WSO	
			PM07 PO08 PO07				LF03 PO06		PO06	
			PM08 PO09 PO08				LN01 PO07		PO07	
			PM10 WBW PO09				LA01 PO08		PO08	
							LA02 PO09		PO09	
3 Select a edge <a href="#">View edge details</a>										
										
4 Select hardware <a href="#">View hardware details</a>										
			Hardware N/A				Hardware N/A		Hardware N/A	

# Honey.

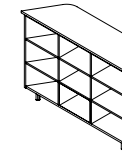
120° Open Storage Credenza  
Open Storage Credenza



HNY6435CA074W



HNY6448CA074W



## 1 Select a model

w" x d" x h"  
64 x 20 x 48  
64 x 20 x 35

person	weight	Standard Veneer Case Solid Wood Feet	Premium Veneer Case Solid Wood Feet
	150	HNY6448CA074W 2998	"P" Option N/A
	120	HNY6435CA074W 2666	"P" Option N/A

## 2 Select a case & feet finish

[View finish details](#)

Case Finishes	Feet Finishes
WWP PO01 WSW WWP WBW	
PM01 PO02 WEC PO01 WSW	
PM02 PO03 WOW PO02 WEC	
PM03 PO04 WNO PO03 WOW	
PM04 PO05 WSO PO04 WNO	
PM05 PO06 PO05 WSO	
PM06 PO07 PO06	
PM07 PO08 PO07	
PM08 PO09 PO08	
PM10 WBW PO09	

## 3 Select a edge

[View edge details](#)



Flat

## 4 Select hardware

[View hardware details](#)

Hardware  
N/A

Case Finishes	Feet Finishes
GEC LW01 WWP WBW	
GWL LW02 PO01 WSW	
LP01 LW04 PO02 WEC	
LP02 LW05 PO03 WOW	
LF01 LW06 PO04 WNO	
LF02 LW07 PO05 WSO	
LF03 PO06	
LN01 PO07	
LA01 PO08	
LA02 PO09	



Flat

Hardware  
N/A

Case Finishes	Feet Finishes
MEC WWP WBW	
MOC PO01 WSW	
MSW PO02 WEC	
MTW PO03 WOW	
MWL PO04 WNO	
PO05 WSO	
PO06	
PO07	
PO08	
PO09	



Flat

Hardware  
N/A

[View statement of line](#)

## Product features.

- 5" Solid wood feet - oval shape
- Dividers and shelves are finished to match case

### NOTES

- Not to be used as freestanding in open plan must slide into 120° panels

## Options.

### GROMMETS (VERTICAL SURFACE)

- Standard location - \$50 each
- Black Plastic Vertical Surface: TM50-C (Bottom Center)
- Non-Standard Location - \$95 each
- Black Plastic Vertical Surface: TM50-NS

### PREMIUM METAL FINISH

- Specify premium metal finish. MFMB: Matte Black, MFS: Silver, MFSS: Salmon Sienna, MFSA: Surfin Aquavert, MFPS: Pistachio, MFOS: Oyster, MFNA: Navy, MFOL: Olive, MFGB: Grey Beige MFGG: Graphite Gray, MFG: Gray
- Premium metal finish for MTL11 Metal Feet: \$20 ea

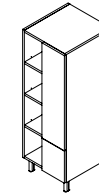
### METAL FEET

- MTL11: Replace solid wood feet with metal feet, standard in MFW White - \$300 per wardrobe



# Honey.

Single Sided Open Storage Tower  
Open Storage Tower with Left File / Wardrobe Access



[View statement of line](#)

## Product features.

- 5" Solid wood feet - oval shape
- Three fixed open shelves, pull out drawer and wardrobe
- Dividers and shelves are finished to match case
- Full extension drawers
- Finished tops
- Soft close suspensions
- Touch latch doors

## Options.

### DOOR

- D2: Door Lock - \$100 per door set
- D6: Delete doors - n/c
- D9SC: Soft Close Door Hinges - \$20 per door

### DRAWER



- P33: Wood Drawer Upgrade - \$45 per drawer
- D2: Door Lock - \$100 per door set

### PREMIUM METAL FINISH

- Specify premium metal finish. MFMB: Matte Black, MFS: Silver, MFSS: Salmon Sienna, MFSA: Surfing Aquavert, MFPS: Pistachio, MFOS: Oyster, MFNA: Navy, MFOL: Olive, MFGB: Grey Beige MFGG: Graphite Gray, MFG: Gray
- Premium metal finish for MTL11 Metal Feet: \$80 per wardrobe

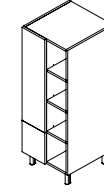
### METAL FEET

- MTL11: Replace solid wood feet with metal feet, standard in MFW White - \$300 per wardrobe

1 Select a model w" x d" x h"	person	weight	Standard Veneer Case Solid Wood Feet		Premium Veneer Case Solid Wood Feet		High Pressure Laminate Case Solid Wood Feet		Thermally Fused Laminate Case Solid Wood Feet	
20 x 20 x 55		200	HNY2055TW300W	2741	"P" Option N/A		HNY2055TW300G	2492	HNY2055TW300M	1702
2 Select a case & feet finish <a href="#">View finish details</a>			WWP PO01 WSW WWP WBW				Case Finishes	Feet Finishes	Case Finishes	Feet Finishes
			PM01 PO02 WEC PO01 WSW				GEC LW01 WWP WBW		MEC WWP WBW	
			PM02 PO03 WOW PO02 WEC				GWL LW02 PO01 WSW		MOC PO01 WSW	
			PM03 PO04 WNO PO03 WOW				LP01 LW04 PO02 WEC		MSW PO02 WEC	
			PM04 PO05 WSO PO04 WNO				LP02 LW05 PO03 WOW		MTW PO03 WOW	
			PM05 PO06 PO05 WSO				LF01 LW06 PO04 WNO		MWL PO04 WNO	
			PM06 PO07 PO06				LF02 LW07 PO05 WSO		PO05 WSO	
			PM07 PO08 PO07				LF03 PO06		PO06	
			PM08 PO09 PO08				LN01 PO07		PO07	
			PM10 WBW PO09				LA01 PO08		PO08	
							LA02 PO09		PO09	
3 Select a edge <a href="#">View edge details</a>								Flat		Flat
	4 Select hardware <a href="#">View hardware details</a>							Hardware		Hardware
								N/A		

# Honey.

Single Sided Open Storage Tower  
Open Storage Tower with Right File / Wardrobe Access



[View statement of line](#)

## Product features.

- 5" Solid wood feet - oval shape
- Three fixed open shelves, pull out drawer and wardrobe
- Dividers and shelves are finished to match case
- Full extension drawers
- Finished tops
- Soft close suspensions
- Touch latch doors

## Options.

### DOOR

- D2: Door Lock - \$100 per door set
- D6: Delete doors - n/c
- D9SC: Soft Close Door Hinges - \$20 per door

### DRAWER



- P33: Wood Drawer Upgrade - \$45 per drawer
- D2: Door Lock - \$100 per door set

### PREMIUM METAL FINISH

- Specify premium metal finish. MFMB: Matte Black, MFS: Silver, MFSS: Salmon Sienna, MFSA: Surfing Aquavert, MFPS: Pistachio, MFOS: Oyster, MFNA: Navy, MFOL: Olive, MFGB: Grey Beige MFGG: Graphite Gray, MFG: Gray
- Premium metal finish for MTL11 Metal Feet: \$80 per wardrobe

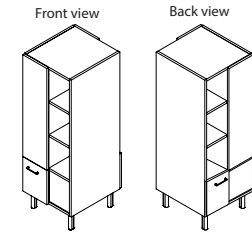
### METAL FEET

- MTL11: Replace solid wood feet with metal feet, standard in MFW White - \$300 per wardrobe

1 Select a model w" x d" x h"	person	weight	Standard Veneer Case Solid Wood Feet		Premium Veneer Case Solid Wood Feet		High Pressure Laminate Case Solid Wood Feet		Thermally Fused Laminate Case Solid Wood Feet	
20 x 20 x 55		200	HNY2055TW301W	2741	"P" Option N/A		HNY2055TW301G	2492	HNY2055TW301M	1702
2 Select a case & feet finish <a href="#">View finish details</a>			WWP PO01 WSW WWP WBW				Case Finishes	Feet Finishes	Case Finishes	Feet Finishes
			PM01 PO02 WEC PO01 WSW				GEC LW01 WWP WBW		MEC WWP WBW	
			PM02 PO03 WOW PO02 WEC				GWL LW02 PO01 WSW		MOC PO01 WSW	
			PM03 PO04 WNO PO03 WOW				LP01 LW04 PO02 WEC		MSW PO02 WEC	
			PM04 PO05 WSO PO04 WNO				LP02 LW05 PO03 WOW		MTW PO03 WOW	
			PM05 PO06 PO05 WSO				LF01 LW06 PO04 WNO		MWL PO04 WNO	
			PM06 PO07 PO06				LF02 LW07 PO05 WSO		PO05 WSO	
			PM07 PO08 PO07				LF03 PO06		PO06	
			PM08 PO09 PO08				LN01 PO07		PO07	
			PM10 WBW PO09				LA01 PO08		PO08	
							LA02 PO09		PO09	
3 Select a edge <a href="#">View edge details</a>								Flat		Flat
	4 Select hardware <a href="#">View hardware details</a>							Hardware		Hardware
								N/A		

# Honey.

Two Person Double Sided - Freestanding Shared Storage  
All-in-One Cabinet-Double Sided



[View statement of line](#)

## Product features.

- 5" Solid wood feet - oval shape
- Comes with three fixed shelves and pull out drawer on each side
- Full extension drawers
- Soft close suspensions
- Finished tops
- Touch latch doors

### NOTES

- Unit is designed for open plan use
- Sold as one unit

## Options.

### DOOR

- D2: Door Lock - \$100 per door set
- D6: Delete doors - n/c
- D9SC: Soft Close Door Hinges - \$20 per door

### DRAWER

- P33: Wood Drawer Upgrade - \$45 per drawer
- D2: Door Lock - \$100 per door set

### PREMIUM METAL FINISH

- Specify premium metal finish. MFMB: Matte Black, MFS: Silver, MFSS: Salmon Sienna, MFSA: Surfin Aquavert, MFPS: Pistachio, MFOS: Oyster, MFNA: Navy, MFOL: Olive, MFGB: Grey Beige MFGG: Graphite Gray, MFG: Gray
- Premium metal finish for MTL11 Metal Feet: \$80

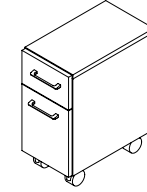
### METAL FEET

- MTL11: Replace solid wood feet with metal feet, standard in MFW White - \$300 per wardrobe

1 Select a model	person	weight	Standard Veneer Solid Wood Case	Premium Veneer Solid Wood Case	High Pressure Laminate Solid Wood Case	Thermally Fused Laminate Solid Wood Case
w" x d" x h" 20 x 20 x 55	2	200	HNY2055TW299W 3157	"P" Option N/A	HNY2055TW299G 2870	HNY2055TW299M 1960
2 Select a case & feet finish <a href="#">View finish details</a>			WWP PO01 WSW WWP WBW PM01 PO02 WEC PO01 WSW PM02 PO03 WOW PO02 WEC PM03 PO04 WNO PO03 WOW PM04 PO05 WSO PO04 WNO PM05 PO06 PO05 WSO PM06 PO07 PO06 PM07 PO08 PO07 PM08 PO09 PO08 PM10 WBW PO09	Case Finishes Feet Finishes GEC LW01 WWP WBW GWL LW02 PO01 WSW LP01 LW04 PO02 WEC LP02 LW05 PO03 WOW LF01 LW06 PO04 WNO LF02 LW07 PO05 WSO LF03 PO06 LN01 PO07 LA01 PO08 LA02 PO09	Case Finishes Feet Finishes MEC WWP WBW MOC PO01 WSW MSW PO02 WEC MTW PO03 WOW MWL PO04 WNO PO05 WSO PO06 PO07 PO08 PO09	Case Finishes Feet Finishes Flat-2 Black Flat-3 White Flat-4 Matching
3 Select a edge <a href="#">View edge details</a>			Cliff-1 Veneer Cliff-2 Black Cliff-3 White Flat-1 Veneer Flat-2 Black Flat-3 White	Cliff-1 HPL Cliff-2 Black Cliff-3 White Flat-1 HPL Flat-2 Black Flat-3 White		
4 Select hardware <a href="#">View hardware details</a>			PL-115 Matte Black PL-116 Matte Nickel PL-260 Aluminum PL-261 White PL-406 Gloss White PL-407 Matte Chrome PL-506 Gloss White PL-507 Matte Chrome Finger Pull	PL-115 Matte Black PL-116 Matte Nickel PL-260 Aluminum PL-261 White PL-406 Gloss White PL-407 Matte Chrome PL-506 Gloss White PL-507 Matte Chrome Finger Pull	PL-115 Matte Black PL-116 Matte Nickel PL-260 Aluminum PL-261 White PL-406 Gloss White PL-407 Matte Chrome PL-506 Gloss White PL-507 Matte Chrome Finger Pull	

# Honey.

Open Plan Mobile Pedestal  
Mobile B/F Desk Pedestal With Casters



[View statement of line](#)

## Product features.

- Product features.
- 3" Hollow wheel caster
  - Anti-tilt safety feature
  - Finished all sides and top - open plan
  - Full extension drawers
  - Soft close suspension

## Options.

### CUSHION










- BC10: Bench Cushion
- Specify fabric grade (.5 yd. required)

### DRAWER

- P33: Wood Drawer Upgrade - \$45 per drawer
- D2: Door Lock - \$100 per door set

## BC10 Cushion fabric grades.

COM	COL	1	2	3
203	222	240	258	276
4	5	6	7	8
294	312	330	348	366
9	10	11	12	13
384	402	420	438	474

1 Select a model w" x d" x h"	person	weight	Standard Veneer Pedestal	Premium Veneer Pedestal	High Pressure Laminate Pedestal	Thermally Fused Laminate Pedestal
10 x 18 x 23		40	HNY1119PD423W 1200	"P" Option N/A	HNY1119PD423G 1035	HNY1119PD423M 914
2 Select a finish <a href="#">View finish details</a>			WWP PO01 WSW PM01 PO02 WEC PM02 PO03 WOW PM03 PO04 WNO PM04 PO05 WSO PM05 PO06 PM06 PO07 PM07 PO08 PM08 PO09 PM10 WBW		GEC LW01 GWL LW02 LP01 LW04 LP02 LW05 LF01 LW06 LF02 LW07 LF03 LN01 LA01 LA02	MEC MOC MSW MTW MWL
3 Select a edge <a href="#">View edge details</a>			 Flat	 Flat	 Flat	
4 Select hardware <a href="#">View hardware details</a>			 PL-115 Matte Black PL-116 Matte Nickel PL-260 Aluminum PL-261 White PL-406 Gloss White PL-407 Matte Chrome   PL-506 Gloss White PL-507 Matte Chrome Finger Pull		 PL-115 Matte Black PL-116 Matte Nickel PL-260 Aluminum PL-261 White PL-406 Gloss White PL-407 Matte Chrome   PL-506 Gloss White PL-507 Matte Chrome Finger Pull	 PL-115 Matte Black PL-116 Matte Nickel PL-260 Aluminum PL-261 White PL-406 Gloss White PL-407 Matte Chrome   PL-506 Gloss White PL-507 Matte Chrome Finger Pull

## Honey Options.



COMPUTER SUPPORT  
*single monitor arm*

Style Number	List Price
MA1	280

### Specifications

- Available in black or silver
- Desk clamp and mounting included
- Easy assembly and flexibility
- Elastic painting process for a durable and beautiful finish
- Gas spring tension adjustment for counter-balance height adjustment for monitors 1-8 KG
- Gas spring tested to 50,000 repetitions
- Hidden cable management

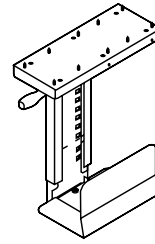


COMPUTER SUPPORT  
*double monitor arm*

Style Number	List Price
MA2	450

### Specifications

- Available in black or silver
- Desk clamp and mounting included
- Easy assembly and flexibility
- Elastic painting process for a durable and beautiful finish
- Gas spring tension adjustment for counter-balance height adjustment for monitors 1-8 KG
- Gas spring tested to 50,000 repetitions
- Hidden cable management



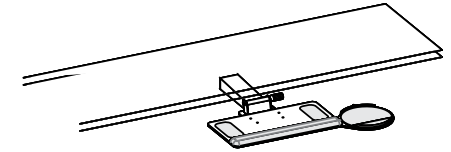
COMPUTER SUPPORT  
*cpu retractable cradle*

Style Number	List Price
K18	205

### Specifications

- Black Metal CPU Carriage
- Full 360° swivel capability allows easy access to rear of CPU for cables / wires
- Track allows 8- 1/2" extension
- Width Adjustment 5-1/2" to 9-1/4"
- Height adjustment 14- 5/8" to 20- 1/2"
- Black epoxy finish

Notes  
- Factory Installed



COMPUTER SUPPORT  
*articulating keyboard tray*

Style Number	List Price
Factory Installed K28	390
Field Installed K28F	415

### Specifications

- Adjusts effortlessly - A simple one-handed motion allows the keyboard to be repositioned instantly, without the use of locks or levers
- Encourages low-risk postures - Maximizes adjustability within a safe operating range.
- Will last a lifetime - Exceeds all applicable BIFMA Standards and comes with a lifetime guarantee.

Notes  
- Available on: Freestanding Desk  
- Factory Installed (standard)  
- FIELD INSTALL - \$415

## Honey Options.



### DOOR MODIFICATIONS *soft close door hinge*

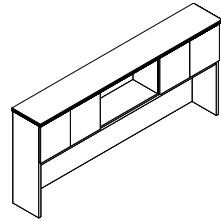
Style Number	List Price
D9SC	20 Per door

### Specifications

- Snap onto standard door hinge
- Requires (2) per door
- Max door height 43"
- Factory installed where specified
- Individually shipped for field installation

#### Notes

- Specify Each Item To Have Slow Close Feature

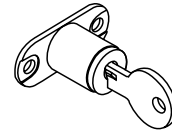


### DOOR MODIFICATIONS *delete doors*

Style Number	List Price
D6	N/C

### Specifications

- Standard Door overheads and cabinets can have door deleted for open access. Modification of hinge rails and structural components are made face ready.



### DOOR MODIFICATIONS *panel door lock*

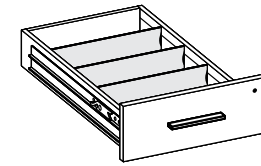
Style Number	List Price
D2	100 Per door set

### Specifications

- Door Locks - 1 Door w/ Lock, Other Door w/ Catch Latch
- Contact Customer Service regarding limited lock locations and keying.

#### Notes

- Available on: Panel Doors, Wood Frame Doors, and Silverluma doors



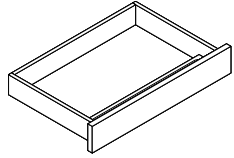
### DRAWER OPTIONS *box drawer accessories*

Style Number	List Price
Wood Drawer Dividers w/ Clips K-DIV	SET OF 3 - 30
Single Tray - Utility Tray K-Sut	35 ea.

### Specifications

- K-DIV Extra Wood Drawer Dividers with Clips, Top Box drawers standard with 1 divider
- K-SUT Single Tray - Utility Tray, Specify Legal or Letter drawer width

## Honey Options.

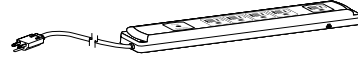


### DRAWER OPTIONS *finished center drawer*

Style Number	List Price
K31	205
Add Skirt Option K31-SK	310

### Specifications

- Veneer drawer front finished to match unit W or G style veneer.
- Ball bearing smooth operation
- Drawer has lifetime guarantee
- Standard with matching wood grain pencil tray
- Laminate drawer front to match laminate unit (M style)




### POWER / DATA *power supply cordset*

Style Number	List Price
PD717	100

### Specifications

- SIZE: 10.75" L x 2.0" W x 1.06" H
- (5) Outlets w/ 10' cord
- Surge suppression (720 Joules)
- 15 Amp breaker
- Available on: Vertical Panels, Cabinet Interiors, and under tops



### WIRE MANAGEMENT *horizontal j-channel wire management raceway*

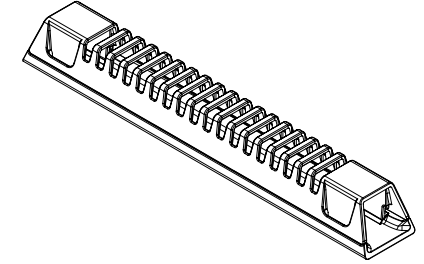
Style Number	List Price
W1	80 Per 4' section

### Specifications

- 4" section for field installation.
- The "J" shape black thermoplastic wire raceway may be added to specified worksurface tops to provide concealed channeling of wires to and from worksurface grommets. For use in open kneespace areas, raceway is attachable to top of back panel with pan head screws. Interior dimensions are 1" x 1- 1/2" providing ample storage for multiple wires and excess cable. Front of raceway flexes out for easy cord insertion.

#### Notes

- Units w/ Wire Channel Standard.
- Field Installation



### WIRE MANAGEMENT *horizontal wire management raceway*

Style Number	List Price
W21	35

### Specifications

- 10"W x 1.5"D x 1.25"H
- Grey Wire Manager (10.5")
- Power and data cables can be discretely housed and managed with the W21 Gray Wire Manager. This can be mounted in any location to metal frame or underside of conference tables and runs cables through a 1" channel from power module to hollow steel legs. This keeps cables organized under the table top. Release clips make it simple to snap on and off the Wire Manager for easy organization and access after attached to the table

#### Notes

- Field installed

# Honey Options.



WIRE MANAGEMENT  
horizontal u-channel wire  
management raceway

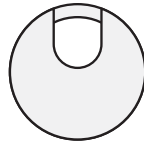
Style Number	List Price
W2A	80 Per 4' section

## Specifications

- 4' section for field installation.

### Notes

- Units w/ Wire Channel Standard.
- Field Installation



WIRE MANAGEMENT  
standard location grommets - factory  
installed

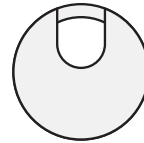
Style Number	List Price
Standard Location Grommet	
Black	
TM30	50
Silver	
TM31	50
White	
TM34	50

## Specifications

- 1 -5/8" Metal Grommet

### Notes

- \*Units w/ Grommets Standard Are Noted Under Standard Features. Grommets Match Pull Finish - Standard (Unless Specified Otherwise)



WIRE MANAGEMENT  
non-standard location grommets -  
factory installed


Style Number	List Price
Non-Standard Location Grommet	
Black	
TM30 -NS	95
Silver	
TM31 -NS	95
White	
TM34 -NS	95

## Specifications

- 1 -5/8" Metal Grommet

### Notes

- \*Units w/ Grommets Standard Are Noted Under Standard Features. Grommets Match Pull Finish - Standard (Unless Specified Otherwise)



WIRE MANAGEMENT  
black plastic vertical surface grommets  
- factory installed

Style Number	List Price
Standard Location Grommet	
TM50-C	50
Non-Standard Location Grommet	
TM50-NS	95

## Specifications

- 2 " Black Plastic Grommet

### Notes

- Standard Location is Bottom Center



## power & data options.

Aircharge wireless charging grommet

Style Number	List Price
 ACWG WIRELESS GROMMET	\$195

## Specifications

- › When used with GROVE Tables an additional \$350 LIST will apply for the special cutout required.
- › AirCharge offers a convenient way to charge any Qi compatible smartphone or device without the need to carry charging cables or find an available power outlet.
- › The Aircharge is powered by the latest Qi compliant IC offering reliable and efficient wireless charging in a convenient 3" grommet hub. Simply place your phone on the Aircharge and an LED will confirm pairing and begin wireless charging.
- › Recess: Efficient space conservation and quick access
- › Input: DC 5V (with included AC power adapter), DC 9V, 1.67A (with optional QC 2.0 power adapter)
- › Output: 5 watts Max. with DC 5V, 2A power adapter, 10 watts Max. with QC 2.0 power adapter
- › Qi V1.2 compliant IC
- › Charging distance: 6mm Max.

Available: All DARRAN collections



## power & data options.

Cove power unit - non-linking

Style Number

List Price



PD-COVE PLUG

\$550

Non-linking version

## Specifications

- › Size 5.75" L x 2.5" W
- › (2) 15 Amp Receptacles and (2) USB charging ports
- › Surface Mount
- › 108" Cord
- › Standard Silver Finish, Available in White or Black Finish upon request
- › ETL Listed

Available: All DARRAN collections



## power & data options.

Soba wire manager

Style Number	List Price
STARTER UNITS	
SCDW	\$200
White wire manager	
SCDB	\$200
Black wire manager	

## Specifications



- › Dimensions: 9ft x 9in x 3.15in
- › Zips up, bundles and routes loose, messy cables into a single tube
- › Routes and guides cables behind desks, TVs, and anywhere cables tend to get messy
- › Accommodates large or small cables, up to three cables at once
- › Support channels, used to route cables, include powerful adhesive backing which allows easy attachment to surfaces.

Available: All DARRAN collections



## power & data options.

VILLA Power unit with daisylink

Style Number	List Price
STARTER UNITS	
 VIL-DCH HARDWIRED	\$600
Includes (1) Villa unit with 120" Hardwire Infeed	
 VIL-DCP PLUG	\$695
Includes (1) Villa with Plug Infeed - Includes 72" Cord and 32" Infeed Jumper for 104" total cord infeed	
ADDITIONAL LINKING UNITS	
VIL-DCL ADDITIONAL	\$590
(Includes linking Villa and Jumper cable up to 96")	

## Specifications

- > Size: Top Grommet 5.68"L X 3.39"W; Under Top 12"L x 3.13"W x 3.08"D
- > (4) Power receptacles; (2) surface and (2) undersurface, (2) 2.1A USB charging ports and (1) Knockout for RJ45 Data Port
- > Surface Mount
- > Daisy Chain - Hardwire Max (10) Units, Plug/Corded Max (5) Units
- > Standard Silver Finish, Black Finish available upon request
- > UL or ETL Certified


Available: All DARRAN collections, excludes grove

RJ45 Knockout	
RJ45 (1)	\$35



## power & data options.

Tully power unit

Style Number	List Price
 PD-TULLY	\$320
Select power block to link workstations	

### Specifications


- › 5.5" W x 3.2" H x 1.81" D
- › Finish: Smooth molded plastic integrated within a single piece cover
- › Mounts to the edge of your work surface, with no table cut outs or installation required.
- › (2) Power receptacles, (2) USB 2.1 Amp ports
- › 72" Cord (10' cord available, contact customer service).
- › Standard in White. Available in gray, black, neon red, harvest pumpkin, light green, daisy blue.
- › UL310, Class 2, FCC Part 15A approved
- › Clamp accessory accomodates table thickness from .75"-1.5"

Available: Honey, EdgeWorks, NSS Open, Rail, Rail Open Office, Thinking Quietly.

#### Power Block

With 120" hardwire power cord.

Two Pack Power Block System: 2PPBS	\$390
Four Pack Power Block System: 4PPBS	\$750
Six Pack Power Block System: 6PPBS	\$1100



## power & data options.

### Keno power unit

Style Number

List Price



PD-KENO

\$195

Select power block to link workstations

## Specifications

- > Size 5.5" L x 2.125" W x 2.5" H
- > 2 TR AC Outlets
- > 1 4.2A USB module w/ 2 charging ports
- > 10' Power cord

Available: Honey, EdgeWorks, NSS Open, Rail, Rail Open Office, Thinking Quietly

### Telecom Plates

With 120" hardwire power cord.

Two Pack Power Block System: 2PPBS	\$390
Four Pack Power Block System: 4PPBS	\$750
Six Pack Power Block System: 6PPBS	\$1100




White



Black

## power & data options.

Nuuk single power unit with undersurface mount

Style Number	List Price
 PD-NUUK1-UM	\$290






























### Specifications

- > 1 AC receptacle with (1.5A) and fast-charging (2.4A) USB ports for rapid re-charging
- > 6' Power cord, available in black or white
- > Optional fabric woven cord in Graphite or Ivory - \$50
- > UL962A listed
- > UL1310 listed power supply
- > Size: 4.44" L x 4.11" x 2.33H
- > Undersurface mount



Available: On all DARRAN collections





#### Step 1: Select Body Color

 White	 Black	 Cayenne	 Clementine	 Cranberry
 Currant	 Dijon	 Eggplant	 Forest	 Goldenrod
 Grape	 Gulf	 Kiwi	 Maize	 Marine
 Merlot	 Ocean	 Paprika	 Pineapple	 Porcelain
 Pumpkin	 Punch	 Raisin	 Silver-Sage	 Silver
 Sky	 Spruce	 Teal	 Tranquil	

#### Step 2: Select AC Receptacle Color

 White	 Linen	 Black
--	--	--

#### Step 3: Select Cord Color

 Ivory +\$50	 Graphite +\$50	 Black	 White
--	---	--	--

## power & data options.

Nuuk dual power unit with undersurface mount

Style Number	List Price
 PD-NUUK2-UM	\$335


### Specifications

- > 2 AC receptacle with (1.5A) and fast-charging (2.4A) USB ports for rapid re-charging
- > 6' Power cord, available in black or white
- > Optional fabric woven cord in Graphite or Ivory - \$50
- > UL962A listed
- > UL1310 listed power supply
- > Size: 6.11" L x 4.11" W x 2.33" H
- > Undersurface mount




Available: All DARRAN collections


#### Step 1: Select Body Color

 White	 Black	 Cayenne	 Clementine	 Cranberry
 Currant	 Dijon	 Eggplant	 Forest	 Goldenrod
 Grape	 Gulf	 Kiwi	 Maize	 Marine
 Merlot	 Ocean	 Paprika	 Pineapple	 Porcelain
 Pumpkin	 Punch	 Raisin	 Silver-Sage	 Silver
 Sky	 Spruce	 Teal	 Tranquil	

#### Step 2: Select AC Receptacle Color

 White	 Linen	 Black
--	--	--

#### Step 3: Select Cord Color

 Ivory +\$50	 Graphite +\$50	 Black	 White
--	---	--	--



## power & data options.

Nuuk single power unit with clamp

Style Number	List Price
 PD-NUUK1-CL	\$325


### Specifications

- > 1 AC receptacle with (1.5A) and fast-charging (2.4A) USB ports for rapid re-charging
- > 6' Power cord, available in black or white
- > Optional fabric woven cord in Graphite or Ivory - \$50
- > UL962A listed
- > UL1310 listed power supply
- > Size: 4.44"L x 4.35"W x 3.03"H
- > Clamp mount: clamps onto surfaces of 3/4-1-1/4" thickness



Available: On all DARRAN collections, excluding Grove

#### Step 1: Select Body Color



#### Step 2: Select AC Receptacle Color




#### Step 3: Select Cord Color



## power & data options.

Nuuk dual power unit with clamp

Style Number	List Price
 PD-NUUK2-CL	\$375






## Specifications

- > 2 AC receptacle with (1.5A) and fast-charging (2.4A) USB ports for rapid re-charging
- > 6' Power cord, available in black or white
- > Optional fabric woven cord in Graphite or Ivory - \$50
- > UL962A listed
- > UL1310 listed power supply
- > Size: 6.11"L x 4.35"W x 2.33"H
- > Clamp mount: clamps onto surfaces of 3/4-1-1/4" thickness






Available: All DARRAN collections, excluding Grove





### Step 1: Select Body Color

 White	 Black	 Cayenne	 Clementine	 Cranberry
 Currant	 Dijon	 Eggplant	 Forest	 Goldenrod
 Grape	 Gulf	 Kiwi	 Maize	 Marine
 Merlot	 Ocean	 Paprika	 Pineapple	 Porcelain
 Pumpkin	 Punch	 Raisin	 Silver-Sage	 Silver
 Sky	 Spruce	 Teal	 Tranquil	

### Step 2: Select AC Receptacle Color

 White	 Linen	 Black
--	--	--

### Step 3: Select Cord Color

 Ivory +\$50	 Graphite +\$50	 Black	 White
--	---	--	--

# Milner price list



## Milner table of contents

Statement of Line	
Fabric seat & leather program.....	1
Features & Advantages .....	4
Finishes.....	5
Specifications.....	6
Edges.....	7
Round Conference Tables.....	8
Square Conference Tables .....	9
Rectangle Conference Tables.....	10
Stools .....	15
Power .....	19

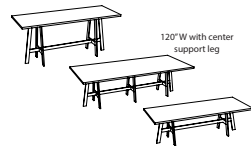
# Milner statement of line



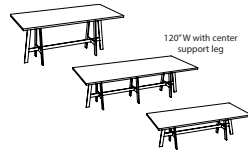
PAGE 8  
Conference Table



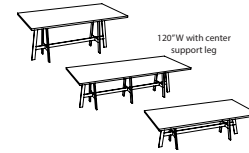
PAGE 9  
Conference Table




PAGE 10  
Conference Table



PAGE 11  
Conference Table



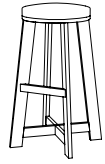
PAGE 12  
Conference Table



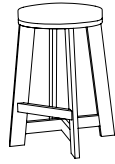
PAGE 13  
Conference Table




PAGE 14  
Conference Table




PAGE 15  
Barstool



PAGE 16  
Counter Height



PAGE 17  
Bench Seat



PAGE 18  
Bench Seat

## Milner seating fabric & leather program

### Seating & fabric leather program

DARRAN has partnered with some of the most prestigious fabric suppliers of the office furniture industry to bring you quality fabrics that are engaging designs, environmentally friendly and durable for years to come. The majority of fabrics we have graded-in are in heavy supply making it most likely available on our Quickship however, we cannot guarantee stock. If you do not see the fabric you wish to include in a project, please contact our Factory to see if this pattern can be graded in at 800.334.7891.

### Fabrics

Please visit our Seating Fabrics page at [darran.com/textilesleather](http://darran.com/textilesleather)

Momentum Textiles <a href="http://www.momentumtextiles.com">www.momentumtextiles.com</a>	800.366.6839
Maharam <a href="http://www.maharam.com">www.maharam.com</a>	800.645.3943
CFStinson <a href="http://www.cfstinson.com">www.cfstinson.com</a>	800.841.6279
Knoll Textiles <a href="http://www.knolltextiles.com">www.knolltextiles.com</a>	866.565.5858
DesignTex <a href="http://www.designtex.com">www.designtex.com</a>	800.797.4949
Mayer Fabrics <a href="http://www.mayerfabrics.com">www.mayerfabrics.com</a>	800.428.4415

### Leathers

Please visit our Seating Fabrics page at [darran.com/textilesleather](http://darran.com/textilesleather)

Wollsdorf <a href="http://www.wollsdorf.com">www.wollsdorf.com</a>	336.884.5005
Elmo Leather <a href="http://www.elmoleather.com">www.elmoleather.com</a>	732.549.5151
Green Hides <a href="http://www.greenhides.com">www.greenhides.com</a>	336.315.9720

Application instructions must be specified on the purchase order or COM / COL submission form. In the absence of application instructions, DARRAN will apply materials accordingly.

### CAL117

All DARRAN seating products conform to California Technical Bulletin 117 as a minimum standard.

### CAL133

To meet the California Technical Bulletin 133 flammability regulation, a combination of proper materials must be used to pass, as it tests the fire resistance of a finished product. Flame resistant fabric, a fire blocker material and special foam must be used to pass CAL133 fire codes.

Testing is available for all seating products with the following fees and considerations:

- If laboratory certification is not required, any style can be manufactured to comply with California Technical Bulletin 133 for \$75 list per yard required. (Customer's Own Materials must factor in additional yardage requirements based on repeat.)
- The purchase order must clearly indicate the requirement of California Technical Bulletin 133
- If laboratory California Technical Bulletin 133 certification is required, the cost of testing a chair is \$820 NET, plus the cost of the chair and covering material.
- An additional lead time of 4 to 6 weeks is required for testing for CAL133.
- Once testing is completed, we will provide a certification letter specific to the sample tested for CAL133.
- DARRAN's manufacturing procedures for California TB 133 compliance are based on the testing of representative style with specific fabrics. Please contact Customer Service for an updated list of tested models.
- A copy of test certification is available upon request.

## Milner seating fabric & leather program

### Combination fabrics

DARRAN is pleased to offer customers the design freedom of combination fabrics. When using fabric, vinyl or leather combinations, pricing will be as follows:

- When combining two materials of the same grade, pricing will be specified grade + 5%.
- If combining two materials of different grades or leather/ fabric combination, use the highest grade/price + 5%.
- If using COM or COL, pricing will be COM or COL + 5%. If both COM + COL are used in combination, use COL + 5%

### COM/COL ordering instructions

Please complete the COM Submission Form prior to ordering the fabric from the supplier. All COM fabrics must be approved prior to order submission. Please refer to our website or contact DARRAN Seating Customer Service for an updated list of preapproved COM fabrics. Application instructions must be specified on the purchase order or COM/COL submission form. In the absence of application instructions, DARRAN will apply materials in the best manner and cannot be held responsible for tailoring or application objections after upholstering. COM orders will be scheduled for production after receipt of the material. Packages must be clearly marked and the fabric must be first quality, continuous yardage.

### COM/COL yardage requirements

The yardage requirements stated in this price list for each style are calculated using 54" wide, non-directional fabrics. For fabrics with a different width or for patterns with repeats, please refer to the below chart to calculate the additional percent of fabric required:

Fabric Width	Plain Fabric	2" - 14" Repeat	15" - 19" Repeat	20" - 27" Repeat	28" - 36" Repeat
54"	0	15%	20%	25%	30%
53"	6%	19%	24%	28%	36%
52"	13%	23%	28%	33%	38%
51"	19%	26%	31%	36%	41%
50"	25%	30%	35%	40%	45%
49"	30%	35%	40%	45%	50%
48"	35%	40%	45%	50%	55%
47"	45%	50%	55%	58%	65%

## Milner seating fabric & leather program

NOTE: Prior To Completion Of This Form, Please Refer To Our Graded In Materials Program For Preapproved Fabrics/Leathers.

### COM/COL Approval

DARRAN Furniture Industries  
 2402 Shore Street, High Point, NC 27263  
 ATTN: Seating Division / COM/COL Approval  
 TAG: DARRAN Purchase Order Number

### Shipping approved COM/COL materials

DARRAN Furniture Industries  
 2402 Shore Street, High Point, NC 27263  
 ATTN: Seating Division / COM/COL Approval  
 TAG: DARRAN Purchase Order Number

Please complete this form, attach a 6"x 6" sample and mail to the COM/COL APPROVAL address shown above.  
 This form can also be downloaded from our website at [www.darran.com/leathers](http://www.darran.com/leathers) OR [www.darran.com/fabrics](http://www.darran.com/fabrics)

Purchase Order # \_\_\_\_\_  
 Dealer's Name \_\_\_\_\_  
 Contact \_\_\_\_\_  
 Address \_\_\_\_\_  
 Telephone \_\_\_\_\_  
 Email \_\_\_\_\_  
 Chair Style \_\_\_\_\_  
 Manufacturer \_\_\_\_\_  
 Pattern Name \_\_\_\_\_  
 Pattern Color \_\_\_\_\_  
 Content \_\_\_\_\_  
 Repeat \_\_\_\_\_

Please specify any special requirements and check the application above.

\_\_\_\_\_  
 \_\_\_\_\_  
 \_\_\_\_\_

ATTACH 6" X 6" FABRIC/LEATHER SAMPLE HERE


**NOTE**

Actual Fabric/Leather samples needed instead of digital images. If digital images are sent in lieu of samples, DARRAN will only verify the pattern and will not take responsibility for color variances that cannot be verified due to printing restrictions

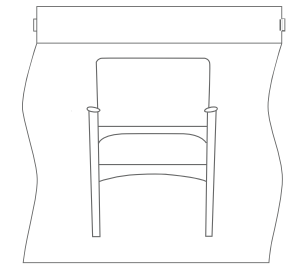
In the absence of application instructions, DARRAN will apply the material in the best manner and cannot be held responsible for tailoring or application objections after upholstery.

Unless otherwise instructed on the purchase order, excess COM materials will be recycled at the discretion of DARRAN after six months of the original product ship date.

The COM approval solely pertains to the application of the fabric onto the specified DARRAN seating product. DARRAN's approval or acceptance does not constitute any responsibility or warranty to the overall appearance, durability, flammability, defects, dye lot variations or colorfastness of the COM. It is the customer's responsibility to ensure the COM meets CAL 117 compliance and are first quality continuous goods.



**RAILROAD**



**SETUP**



## Milner features & advantages

### Veneer and HPL tops

Veneer tops and high-pressure laminate tops feature a 45-pound density substrate with balanced 3-ply construction. Tops are 1-1/2" thick. DARRAN only uses HPVA A Grade Flat Cut Walnut Veneers and A Grade Quartered Oak. Walnut veneers are book-matched. Oak Veneers are plank matched. Veneer tops feature a 3mm external solid hardwood band, HPL tops features a 2mm flat PVC band or a 1mm laminate self-edge.

### Table construction

Table bases are constructed from 1" thick solid Oak or Walnut. Parts are securely fastened together using rails that are bored and joined with wood fasteners. Legs are pre-board to accept a tee nut for the adjustable glide.

### Wire management

Power and data are concealed without notice under the surface of the table. A system of W21 cable clips and connectors run cords safely and cleanly around corners. Specify W21 under surface wire channels for organization and management of all communication wires and cords. Sold separately to conceal wire under worksurfaces.

### Dual power

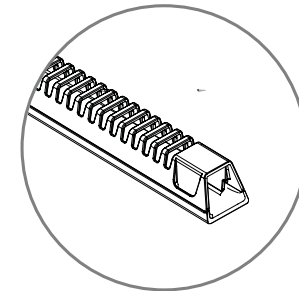
- PD-DUAL3P3J: 3 Packs (2 USB, 6 USB total) w/ 3' jumper - \$1170
- PD-DUAL3P6J: 3 Packs (2 USB, 6 USB total) w/ 6' jumper - \$1185
- PD-DUAL3P12J: 3 Packs (2 USB, 6 USB total) w/ 12' jumper - \$1200
- PD-DUAL4P3J: 4 Packs (2 USB, 8 USB total) w/ 3' jumper - \$1450
- PD-DUAL4P6J: 4 Packs (2 USB, 8 USB total) w/ 6' jumper - \$1470
- PD-DUAL4P12J: 4 Packs (2 USB, 8 USB total) w/ 12' jumper - \$1490
- PD-DUAL8P3J: 8 Packs (2 USB, 16 USB total) w/ 3' jumper - \$2825
- PD-DUAL8P6J: 8 Packs (2 USB, 16 USB total) w/ 6' jumper - \$2865
- PD-DUAL8P12J: 8 Packs (2 USB, 16 USB total) w/ 12' jumper - \$2905
- Size: 3" x 1.75" x 1.25"
- (2) 2.4 Amp USB charging ports per module
- Undersurface mount
- 72" cord
- Standard black finish, available in white upon request
- UL certified

### Soba wire management

- SCD: Soba wire management - \$200
- Dimensions: 9ft x 9in x 3.15in
- Zips up, bundles and routes loose, messy cables into a single tube
- Routes and guides cables behind desks, TVs, and anywhere cables tend to get messy
- Accommodates large or small cables, up to three cables at once

### Adjustable glides

Glides provide 1" of vertical leveling adjustment. Glide bottom is durable metal.



W21 Grey Wire Manager  
10"W x 1.5"D x 1.25"H

## Milner finishes | specifications

STANDARD VENEER	PREMIUM VENEER	HIGH PRESSURE LAMINATE	THERMALLY FUSED LAMINATE
N/A.....	WBO Blush Oak.....	N/A.....	N/A
N/A.....	WMO Mocha Oak.....	N/A.....	N/A
N/A.....	WNO Natural Oak.....	N/A.....	N/A
WOW Clear Walnut.....	WSO Salted Oak.....	N/A.....	N/A
WEW Executive Walnut.....	N/A.....	GEW Executive Walnut.....	N/A
WGW Gunstock Walnut.....	N/A.....	N/A.....	N/A
WBW Henna Walnut.....	N/A.....	N/A.....	N/A
WSW Smokey Walnut.....	N/A.....	N/A.....	N/A
WNW Natural Walnut.....	N/A.....	GNW Natural Walnut.....	N/A
WWP Designer White Paint.....	N/A.....	GWL Designer White.....	N/A
WEC Ebony.....	N/A.....	GEC Ebony.....	N/A

HPL TOPS ON TFL PRODUCTS Add 10% - Available with flat edge only


# Milner specifications



Milner is available in conference, counter and bar height.

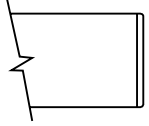
## Milner Legs

Milner conference tables of 120" length have 3 support legs.



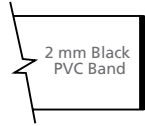
# Milner edges

## Standard Profile

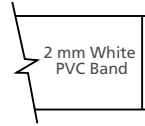


"W" "P" 3mm Hardwood Band  
"G" HPL Self Laminated Band

**Flat-1**  
"W" "G"



**Flat-2**  
"W" "G"



**Flat-3**  
"W" "G"

# Milner.

Conference Table  
Round Top With Frame



[View statement of line](#)

1 Select a model w" x d" x h"	weight	Standard Veneer Top Solid Wood Base		Premium Veneer Top Solid Wood Base		High Pressure Laminate Top Solid Wood Base		Thermally Fused Laminate Top Solid Wood Base	
		<b>Conference Height</b>							
48 Dia x 30	115	MIL4848RD121W	2282	MIL4848RD121P	2511	MIL4848RD121G	2282	"M" Option N/A	
42 Dia x 30	90	MIL4242RD121W	2113	MIL4242RD121P	2325	MIL4242RD121G	2113	"M" Option N/A	
36 Dia x 30	70	MIL3636RD121W	1944	MIL3636RD121P	2139	MIL3636RD121G	1944	"M" Option N/A	
<b>Counter Height</b>									
48 Dia x 36	120	MIL4848RD131W	2451	MIL4848RD131P	2697	MIL4848RD131G	2451	"M" Option N/A	
42 Dia x 36	95	MIL4242RD131W	2282	MIL4242RD131P	2511	MIL4242RD131G	2282	"M" Option N/A	
36 Dia x 36	75	MIL3636RD131W	2113	MIL3636RD131P	2325	MIL3636RD131G	2113	"M" Option N/A	
<b>Bar Height</b>									
48 Dia x 42	125	MIL4848RD141W	2620	MIL4848RD141P	2882	MIL4848RD141G	2620	"M" Option N/A	
42 Dia x 42	100	MIL4242RD141W	2451	MIL4242RD141P	2697	MIL4242RD141G	2451	"M" Option N/A	
36 Dia x 42	80	MIL3636RD141W	2282	MIL3636RD141P	2511	MIL3636RD141G	2282	"M" Option N/A	
2 Select a finish <a href="#">View finish details</a>	Top finishes	WEC	WOW	WEW	WGW	WBW	WSW	WNW	WWP
	Base finishes	WEC	WOW	WEW	WGW	WBW	WSW	WNW	WWP
	Top finishes	WBO	WMO	WNO	WSO				
	Base finishes	WBO	WMO	WNO	WSO				
	Top finishes	GEW	GWL	GEC	GNW				
	Base finishes	WEW	WWP	WEC	WNW				
	Hardware	N/A							
3 Select an edge <a href="#">View edge details</a>	Flat								
4 Select hardware <a href="#">View hardware details</a>	Hardware	N/A							
	N/A								

## Product features.

- 1-1/2" Thick veneer top, 1 5/16" HPL top
- 1" adjustable glides
- ENVI-CT Finish on wood tops
- Solid 1" hardwood walnut/oak legs to maximize strength and longevity
- Shipped KD in subassemblies

### NOTES

- All "G" style tops have a solid wood base, specify a "W" base finish

## Options.

### DUAL POWER


- PD-DUAL3P3J: 3 Packs (2 USB, 6 USB total) w/ 3' jumper - \$1170
- PD-DUAL3P6J: 3 Packs (2 USB, 6 USB total) w/ 6' jumper - \$1185
- PD-DUAL3P12J: 3 Packs (2 USB, 6 USB total) w/ 12' jumper - \$1200
- PD-DUAL4P3J: 4 Packs (2 USB, 8 USB total) w/ 3' jumper - \$1450
- PD-DUAL4P6J: 4 Packs (2 USB, 8 USB total) w/ 6' jumper - \$1470
- PD-DUAL4P12J: 4 Packs (2 USB, 8 USB total) w/ 12' jumper - \$1490




### SOBA WIRE MANAGEMENT

- SCD: Soba wire management - \$210

# Milner.

Conference Table  
Square Top With Frame



1 Select a model w" x d" x h"	weight	Standard Veneer Top Solid Wood Base		Premium Veneer Top Solid Wood Base		High Pressure Laminate Top Solid Wood Base		Thermally Fused Laminate Top Solid Wood Base	
		<b>Conference Height</b>							
48 x 48 x 30	115	MIL4848SQ121W	2890	MIL4848SQ121P	3179	MIL4848SQ121G	2890	"M" Option N/A	
42 x 42 x 30	90	MIL4242SQ121W	2711	MIL4242SQ121P	2982	MIL4242SQ121G	2711	"M" Option N/A	
36 x 36 x 30	70	MIL3636SQ121W	2531	MIL3636SQ121P	2784	MIL3636SQ121G	2531	"M" Option N/A	
<b>Counter Height</b>									
48 x 48 x 36	120	MIL4848SQ131W	2973	MIL4848SQ131P	3270	MIL4848SQ131G	2973	"M" Option N/A	
42 x 42 x 36	95	MIL4242SQ131W	2911	MIL4242SQ131P	3202	MIL4242SQ131G	2911	"M" Option N/A	
36 x 36 x 36	75	MIL3636SQ131W	2732	MIL3636SQ131P	3005	MIL3636SQ131G	2732	"M" Option N/A	
<b>Bar Height</b>									
48 x 48 x 42	125	MIL4848SQ141W	3296	MIL4848SQ141P	3626	MIL4848SQ141G	3296	"M" Option N/A	
42 x 42 x 42	100	MIL4242SQ141W	3117	MIL4242SQ141P	3429	MIL4242SQ141G	3117	"M" Option N/A	
36 x 36 x 42	80	MIL3636SQ141W	2937	MIL3636SQ141P	3231	MIL3636SQ141G	2937	"M" Option N/A	
2 Select a finish <i>View finish details</i>	Top finishes	Base finishes		Top finishes	Base finishes	Top finishes	Base finishes		
	WEC	WEC		WBO	WBO	GEW	WEW		
	WOW	WOW		WMO	WMO	GWL	WWP		
	WEW	WEW		WNO	WNO	GEC	WEC		
	WGW	WGW		WSO	WSO	GNW	WNW		
	WBW	WBW							
	WSW	WSW							
	WNW	WNW							
WWP	WWP								
3 Select an edge <i>View edge details</i>									
		Flat		Flat		Flat			
4 Select hardware <i>View hardware details</i>	Hardware			Hardware		Hardware			
	N/A			N/A		N/A			

*View statement of line*

## Product features.

- 1-1/2" Thick veneer top, 1 5/16" HPL top
- 1" adjustable glides
- ENVI-CT Finish on wood tops
- Solid 1" hardwood walnut/oak legs to maximize strength and longevity
- Shipped KD in subassemblies

### NOTES

- All "G" style tops have a solid wood base, specify a "W" base finish

## Options.

### DUAL POWER

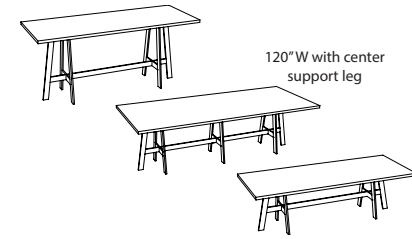
- PD-DUAL3P3J: 3 Packs (2 USB, 6 USB total) w/ 3' jumper - \$1170
- PD-DUAL3P6J: 3 Packs (2 USB, 6 USB total) w/ 6' jumper - \$1185
- PD-DUAL3P12J: 3 Packs (2 USB, 6 USB total) w/ 12' jumper - \$1200
- PD-DUAL4P3J: 4 Packs (2 USB, 8 USB total) w/ 3' jumper - \$1450
- PD-DUAL4P6J: 4 Packs (2 USB, 8 USB total) w/ 6' jumper - \$1470
- PD-DUAL4P12J: 4 Packs (2 USB, 8 USB total) w/ 12' jumper - \$1490

### SOBA WIRE MANAGEMENT

- SCD: Soba wire management - \$210

# Milner.

Conference Table  
Rectangle - 36" Depth



[View statement of line](#)

1 Select a model w" x d" x h"	weight	Standard Veneer Top Solid Wood Base		Premium Veneer Top Solid Wood Base		High Pressure Laminate Top Solid Wood Base		Thermally Fused Laminate Top Solid Wood Base	
<b>Conference Height</b>									
120 x 36 x 30	210	MIL12036RE121W	6117	MIL12036RE121P	6729	MIL12036RE121G	6117	"M" Option N/A	
96 x 36 x 30	170	MIL9636RE121W4836		MIL9636RE121P	5320	MIL9636RE121G	4836	"M" Option N/A	
84 x 36 x 30	150	MIL8436RE121W4479		MIL8436RE121P	4927	MIL8436RE121G	4479	"M" Option N/A	
72 x 36 x 30	130	MIL7236RE121W4122		MIL7236RE121P	4535	MIL7236RE121G	4122	"M" Option N/A	
<b>Counter Height</b>									
120 x 36 x 36	215	MIL12036RE131W	6370	MIL12036RE131P	7007	MIL12036RE131G	6370	"M" Option N/A	
96 x 36 x 36	175	MIL9636RE131W5006		MIL9636RE131P	5507	MIL9636RE131G	5006	"M" Option N/A	
84 x 36 x 36	155	MIL8436RE131W4648		MIL8436RE131P	5113	MIL8436RE131G	4648	"M" Option N/A	
72 x 36 x 36	135	MIL7236RE131W4290		MIL7236RE131P	4719	MIL7236RE131G	4290	"M" Option N/A	
<b>Bar Height</b>									
120 x 36 x 42	220	MIL12036RE141W	6624	MIL12036RE141P	7287	MIL12036RE141G	6624	"M" Option N/A	
96 x 36 x 42	180	MIL9636RE141W5174		MIL9636RE141P	5692	MIL9636RE141G	5174	"M" Option N/A	
84 x 36 x 42	160	MIL8436RE141W4817		MIL8436RE141P	5299	MIL8436RE141G	4817	"M" Option N/A	
72 x 36 x 42	140	MIL7236RE141W4460		MIL7236RE141P	4906	MIL7236RE141G	4460	"M" Option N/A	
2 Select a finish <a href="#">View finish details</a>	Top finishes	Base finishes		Top finishes	Base finishes		Top finishes	Base finishes	
	WEC	WEC		WBO	WBO		GEW	WEW	
	WOW	WOW		WMO	WMO		GWL	WWP	
	WEW	WEW		WNO	WNO		GEC	WEC	
	WGW	WGW		WSO	WSO		GNW	WNW	
	WBW	WBW							
WSW	WSW								
WNW	WNW								
WWP	WWP								
3 Select an edge <a href="#">View edge details</a>	Flat		Flat		Flat				
4 Select hardware <a href="#">View hardware details</a>	Hardware N/A		Hardware N/A		Hardware N/A				

## Product features.

- 1-1/2" Thick veneer top, 1 5/16" HPL top
- 1" adjustable glides
- ENVI-CT Finish on wood tops
- Solid 1" hardwood walnut/oak legs to maximize strength and longevity
- One piece top
- Shipped KD in subassemblies

### NOTES

- 120"W tables feature trestle base with center support leg
- All "G" style tops have a solid wood base, specify a "W" base finish

## Options.

### DUAL POWER

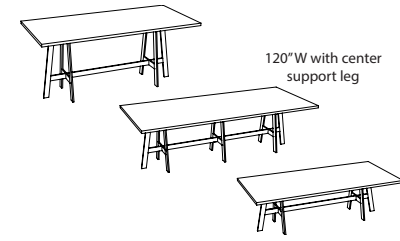
- PD-DUAL3P3J: 3 Packs (2 USB, 6 USB total) w/ 3' jumper - \$1170
- PD-DUAL3P6J: 3 Packs (2 USB, 6 USB total) w/ 6' jumper - \$1185
- PD-DUAL3P12J: 3 Packs (2 USB, 6 USB total) w/ 12' jumper - \$1200
- PD-DUAL4P3J: 4 Packs (2 USB, 8 USB total) w/ 3' jumper - \$1450
- PD-DUAL4P6J: 4 Packs (2 USB, 8 USB total) w/ 6' jumper - \$1470
- PD-DUAL4P12J: 4 Packs (2 USB, 8 USB total) w/ 12' jumper - \$1490
- PD-DUAL8P3J: 8 Packs (2 USB, 16 USB total) w/ 3' jumper - \$2825
- PD-DUAL8P6J: 8 Packs (2 USB, 16 USB total) w/ 6' jumper - \$2865
- PD-DUAL8P12J: 8 Packs (2 USB, 16 USB total) w/ 12' jumper - \$2905

### SOBA WIRE MANAGEMENT




- SCD: Soba wire management - \$210

# Milner.

Conference Table  
Rectangle - 42" Depth



[View statement of line](#)

1 Select a model w" x d" x h"	weight	Standard Veneer Top Solid Wood Base		Premium Veneer Top Solid Wood Base		High Pressure Laminate Top Solid Wood Base		Thermally Fused Laminate Top Solid Wood Base	
		<b>Conference Height</b> 120 x 42 x 30 96 x 42 x 30 84 x 42 x 30 72 x 42 x 30 <b>Counter Height</b> 120 x 42 x 36 96 x 42 x 36 84 x 42 x 36 72 x 42 x 36 <b>Bar Height</b> 120 x 42 x 42 96 x 42 x 42 84 x 42 x 42 72 x 42 x 42	230 190 165 145 235 195 170 150 240 200 175 155	MIL12042RE121W MIL9642RE121W5006 MIL8442RE121W4648 MIL7242RE121W4290 MIL12042RE131W MIL9642RE131W5174 MIL8442RE131W4817 MIL7242RE131W4460 MIL12042RE141W MIL9642RE141W5344 MIL8442RE141W4986 MIL7242RE141W4628	6370 5006 4648 4290 6624 5174 4817 4460 6878 5344 4986 4628	MIL12042RE121P MIL9642RE121P MIL8442RE121P MIL7242RE121P MIL12042RE131P MIL9642RE131P MIL8442RE131P MIL7242RE131P MIL12042RE141P MIL9642RE141P MIL8442RE141P MIL7242RE141P	7007 5507 5113 4719 7287 5692 5299 4906 7566 5879 5485 5091	MIL12042RE121G MIL9642RE121G MIL8442RE121G MIL7242RE121G MIL12042RE131G MIL9642RE131G MIL8442RE131G MIL7242RE131G MIL12042RE141G MIL9642RE141G MIL8442RE141G MIL7242RE141G	6370 5006 4648 4290 6624 5174 4817 4460 6878 5344 4986 4628
2 Select a finish <a href="#">View finish details</a>	Top finishes WEC WOW WEW WGW WBW WSW WNW WWP	Base finishes WEC WOW WEW WGW WBW WSW WNW WWP	Top finishes WBO WMO WNO WSO	Base finishes WBO WMO WNO WSO	Top finishes GEW GWL GEC GNW	Base finishes WEW WWP WEC WNW	 Flat	 Flat	 Flat
4 Select hardware <a href="#">View hardware details</a>	Hardware N/A	Hardware N/A	Hardware N/A	Hardware N/A	Hardware N/A	Hardware N/A	Hardware N/A	Hardware N/A	

## Product features.

- 1-1/2" Thick veneer top, 1 5/16" HPL top
- 1" adjustable glides
- ENVI-CT Finish on wood tops
- Solid 1" hardwood walnut/oak legs to maximize strength and longevity
- One piece top
- Shipped KD in subassemblies

### NOTES

- 120"W tables feature trestle base with center support leg
- All "G" style tops have a solid wood base, specify a "W" base finish

## Options.

### DUAL POWER

- PD-DUAL3P3J: 3 Packs (2 USB, 6 USB total) w/ 3' jumper - \$1170
- PD-DUAL3P6J: 3 Packs (2 USB, 6 USB total) w/ 6' jumper - \$1185
- PD-DUAL3P12J: 3 Packs (2 USB, 6 USB total) w/ 12' jumper - \$1200
- PD-DUAL4P3J: 4 Packs (2 USB, 8 USB total) w/ 3' jumper - \$1450
- PD-DUAL4P6J: 4 Packs (2 USB, 8 USB total) w/ 6' jumper - \$1470
- PD-DUAL4P12J: 4 Packs (2 USB, 8 USB total) w/ 12' jumper - \$1490
- PD-DUAL8P3J: 8 Packs (2 USB, 16 USB total) w/ 3' jumper - \$2825
- PD-DUAL8P6J: 8 Packs (2 USB, 16 USB total) w/ 6' jumper - \$2865
- PD-DUAL8P12J: 8 Packs (2 USB, 16 USB total) w/ 12' jumper - \$2905

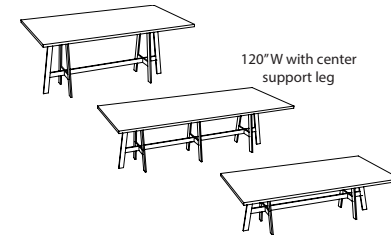
### SOBA WIRE MANAGEMENT

- SCD: Soba wire management - \$210



# Milner.

Conference Table  
Rectangle - 48" Depth



[View statement of line](#)

1 Select a model w" x d" x h"	weight	Standard Veneer Top Solid Wood Base		Premium Veneer Top Solid Wood Base		High Pressure Laminate Top Solid Wood Base		Thermally Fused Laminate Top Solid Wood Base	
<b>Conference Height</b>									
120 x 48 x 30	250	MIL12048RE121W	6624	MIL12048RE121P	7287	MIL12048RE121G	6624	"M" Option N/A	
96 x 48 x 30	210	MIL9648RE121W	5174	MIL9648RE121P	5692	MIL9648RE121G	5174	"M" Option N/A	
84 x 48 x 30	185	MIL8448RE121W	4817	MIL8448RE121P	5299	MIL8448RE121G	4817	"M" Option N/A	
72 x 48 x 30	160	MIL7248RE121W	4460	MIL7248RE121P	4906	MIL7248RE121G	4460	"M" Option N/A	
<b>Counter Height</b>									
120 x 48 x 36	255	MIL12048RE131W	6878	MIL12048RE131P	7566	MIL12048RE131G	6878	"M" Option N/A	
96 x 48 x 36	215	MIL9648RE131W	5344	MIL9648RE131P	5879	MIL9648RE131G	5344	"M" Option N/A	
84 x 48 x 36	190	MIL8448RE131W	4986	MIL8448RE131P	5485	MIL8448RE131G	4986	"M" Option N/A	
72 x 48 x 36	165	MIL7248RE131W	4628	MIL7248RE131P	5091	MIL7248RE131G	4628	"M" Option N/A	
<b>Bar Height</b>									
120 x 48 x 42	260	MIL12048RE141W	7131	MIL12048RE141P	7845	MIL12048RE141G	7131	"M" Option N/A	
96 x 48 x 42	220	MIL9648RE141W	5512	MIL9648RE141P	6064	MIL9648RE141G	5512	"M" Option N/A	
84 x 48 x 42	195	MIL8448RE141W	5155	MIL8448RE141P	5671	MIL8448RE141G	5155	"M" Option N/A	
72 x 48 x 42	170	MIL7248RE141W	4798	MIL7248RE141P	5277	MIL7248RE141G	4798	"M" Option N/A	
2 Select a finish <a href="#">View finish details</a>	Top finishes	WEC		Top finishes	WBO		Top finishes	GEW	
	Base finishes	WEC		Base finishes	WBO		Base finishes	WEW	
		WOW			WMO			GWL	
		WEW			WNO			GEC	
		WGW			WSO			GNW	
		WBW			WSW			WNW	
	WSW			WNO			WEC		
	WNW			WNO			WEC		
	WWP			WNO			WEC		
	WWP			WNO			WEC		
3 Select an edge <a href="#">View edge details</a>		Flat			Flat			Flat	
		Flat			Flat			Flat	
		Flat			Flat			Flat	
4 Select hardware <a href="#">View hardware details</a>	Hardware	N/A		Hardware	N/A		Hardware	N/A	
	N/A	N/A		N/A	N/A		N/A	N/A	

## Product features.

- 1-1/2" Thick veneer top, 1 5/16" HPL top
- 1" adjustable glides
- ENVI-CT Finish on wood tops
- Solid 1" hardwood walnut/oak legs to maximize strength and longevity
- One piece top
- Shipped KD in subassemblies

### NOTES

- 120"W tables feature trestle base with center support leg
- All "G" style tops have a solid wood base, specify a "W" base finish

## Options.

### DUAL POWER

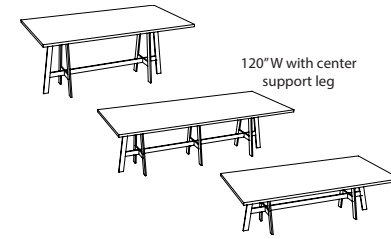
- PD-DUAL3P3J: 3 Packs (2 USB, 6 USB total) w/ 3' jumper - \$1170
- PD-DUAL3P6J: 3 Packs (2 USB, 6 USB total) w/ 6' jumper - \$1185
- PD-DUAL3P12J: 3 Packs (2 USB, 6 USB total) w/ 12' jumper - \$1200
- PD-DUAL4P3J: 4 Packs (2 USB, 8 USB total) w/ 3' jumper - \$1450
- PD-DUAL4P6J: 4 Packs (2 USB, 8 USB total) w/ 6' jumper - \$1470
- PD-DUAL4P12J: 4 Packs (2 USB, 8 USB total) w/ 12' jumper - \$1490
- PD-DUAL8P3J: 8 Packs (2 USB, 16 USB total) w/ 3' jumper - \$2825
- PD-DUAL8P6J: 8 Packs (2 USB, 16 USB total) w/ 6' jumper - \$2865
- PD-DUAL8P12J: 8 Packs (2 USB, 16 USB total) w/ 12' jumper - \$2905

### SOBA WIRE MANAGEMENT

- SCD: Soba wire management - \$210

# Milner.

Conference Table  
Rectangle - 54" Depth



[View statement of line](#)

1 Select a model w" x d" x h"	weight	Standard Veneer Top Solid Wood Base		Premium Veneer Top Solid Wood Base		High Pressure Laminate Top Solid Wood Base		Thermally Fused Laminate Top Solid Wood Base	
<b>Conference Height</b> 120 x 54 x 30	280	MIL12054RE121W	6878	MIL12054RE121P	7566	MIL12054RE121G	6878	"M" Option N/A	
<b>Counter Height</b> 120 x 54 x 36	285	MIL12054RE131W	7131	MIL12054RE131P	7845	MIL12054RE131G	7131	"M" Option N/A	
<b>Bar Height</b> 120 x 54 x 42	290	MIL12054RE141W	7384	MIL12054RE141P	8123	MIL12054RE141G	7384	"M" Option N/A	

2 Select a finish <a href="#">View finish details</a>	Top finishes		Base finishes		Top finishes		Base finishes		Top finishes		Base finishes	
	WEC	WOW	WOW	WOW	WBO	WMO	WMO	WMO	GEW	WEW	WEW	WEW
	WEW	WGW	WGW	WGW	WNO	WNO	WNO	WNO	GWL	WWP	WWP	WWP
	WGW	WBW	WBW	WBW	WNO	WNO	WNO	WNO	GEC	WEC	WEC	WEC
	WBW	WSW	WSW	WSW	WSO	WSO	WSO	WSO	GNW	WNW	WNW	WNW
	WSW	WNW	WNW	WNW								
	WNW	WWP	WWP	WWP								
	WWP											

3 Select a edge <a href="#">View edge details</a>	Flat		Flat		Flat	

4 Select hardware <a href="#">View hardware details</a>	Hardware N/A		Hardware N/A		Hardware N/A	

## Product features.

- 1-1/2" Thick veneer top, 1 5/16" HPL top
- 1" adjustable glides
- ENVI-CT Finish on wood tops
- Solid 1" hardwood walnut/oak legs to maximize strength and longevity
- One piece top
- Shipped KD in subassemblies

### NOTES

- All "G" style tops have a solid wood base, specify a "W" base finish
- 120" has crossgrain

## Options.

### DUAL POWER

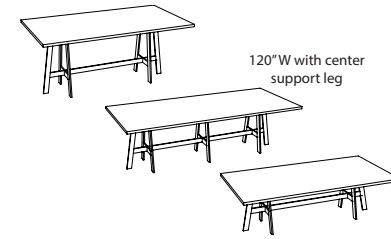
- PD-DUAL3P3J: 3 Packs (2 USB, 6 USB total) w/ 3' jumper - \$1170
- PD-DUAL3P6J: 3 Packs (2 USB, 6 USB total) w/ 6' jumper - \$1185
- PD-DUAL3P12J: 3 Packs (2 USB, 6 USB total) w/ 12' jumper - \$1200
- PD-DUAL4P3J: 4 Packs (2 USB, 8 USB total) w/ 3' jumper - \$1450
- PD-DUAL4P6J: 4 Packs (2 USB, 8 USB total) w/ 6' jumper - \$1470
- PD-DUAL4P12J: 4 Packs (2 USB, 8 USB total) w/ 12' jumper - \$1490
- PD-DUAL8P3J: 8 Packs (2 USB, 16 USB total) w/ 3' jumper - \$2825
- PD-DUAL8P6J: 8 Packs (2 USB, 16 USB total) w/ 6' jumper - \$2865
- PD-DUAL8P12J: 8 Packs (2 USB, 16 USB total) w/ 12' jumper - \$2905

### SOBA WIRE MANAGEMENT

- SCD: Soba wire management - \$210

# Milner.

Conference Table  
Rectangle - 60" Depth



1 Select a model w" x d" x h"	weight	Standard Veneer Top Solid Wood Base		Premium Veneer Top Solid Wood Base		High Pressure Laminate Top Solid Wood Base		Thermally Fused Laminate Top Solid Wood Base	
<b>Conference Height</b> 120 x 60 x 30	305	MIL12060RE121W	7131	MIL12060RE121P	7845	MIL12060RE121G	7131	"M" Option N/A	
<b>Counter Height</b> 120 x 60 x 36	310	MIL12060RE131W	7384	MIL12060RE131P	8123	MIL12060RE131G	7384	"M" Option N/A	
<b>Bar Height</b> 120 x 60 x 42	315	MIL12060RE141W	7638	MIL12060RE141P	8402	MIL12060RE141G	7638	"M" Option N/A	

2 Select a finish <i>View finish details</i>	Top finishes		Base finishes		Top finishes		Base finishes		Top finishes		Base finishes	
	WEC	WOW	WOW	WOW	WBO	WMO	WMO	WMO	GEW	WEW	WEW	WEW
	WEW	WEW	WEW	WEW	WNO	WNO	WNO	WNO	GWL	WWP	WWP	WWP
	WGW	WGW	WGW	WGW	WNO	WNO	WNO	WNO	GEC	WEC	WEC	WEC
	WBW	WBW	WBW	WBW	WSO	WSO	WSO	WSO	GNW	WNW	WNW	WNW
	WSW	WSW	WSW	WSW								
	WNW	WNW	WNW	WNW								
	WWP	WWP	WWP	WWP								

3 Select a edge <i>View edge details</i>	Flat		Flat		Flat	

4 Select hardware <i>View hardware details</i>	Hardware		Hardware		Hardware	
	N/A	N/A	N/A	N/A	N/A	N/A

*View statement of line*

## Product features.

- 1-1/2" Thick veneer top, 1 5/16" HPL top
- 1" adjustable glides
- ENVI-CT Finish on wood tops
- Solid 1" hardwood walnut/oak legs to maximize strength and longevity
- One piece top
- Shipped KD in subassemblies

### NOTES

- All "G" style tops have a solid wood base, specify a "W" base finish
- 120" has crossgrain

## Options.

### DUAL POWER

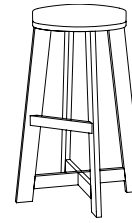
- PD-DUAL3P3J: 3 Packs (2 USB, 6 USB total) w/ 3' jumper - \$1170
- PD-DUAL3P6J: 3 Packs (2 USB, 6 USB total) w/ 6' jumper - \$1185
- PD-DUAL3P12J: 3 Packs (2 USB, 6 USB total) w/ 12' jumper - \$1200
- PD-DUAL4P3J: 4 Packs (2 USB, 8 USB total) w/ 3' jumper - \$1450
- PD-DUAL4P6J: 4 Packs (2 USB, 8 USB total) w/ 6' jumper - \$1470
- PD-DUAL4P12J: 4 Packs (2 USB, 8 USB total) w/ 12' jumper - \$1490
- PD-DUAL8P3J: 8 Packs (2 USB, 16 USB total) w/ 3' jumper - \$2825
- PD-DUAL8P6J: 8 Packs (2 USB, 16 USB total) w/ 6' jumper - \$2865
- PD-DUAL8P12J: 8 Packs (2 USB, 16 USB total) w/ 12' jumper - \$2905

### SOBA WIRE MANAGEMENT

- SCD: Soba wire management - \$210

# Milner.

Barstool  
*Barstool*



[View statement of line](#)

## Product features.

- 2.5" Upholstered Seat
- Solid 3/4" hardwood walnut/oak legs to maximize strength and longevity
- Clear cap foot rail guard protects solid wood

1 model	COM	COL	1	2	3	4	5	6	7	8	9	10	11/L1	12	13/L2
MIL2332BAR38	843	868	871	885	899	913	927	941	955	969	983	997	1011	1025	1053
W x D x H 20 x 20 x 30 Arm Height: n/a Seat Height: 30" Inside Seat Depth: 14" Inside Seat Width: 14"	Upholstery Requirements Fabric yds: 0.75 Leather Sq. Ft.: 13.5 Carton Weight: 35														

## 2 Select a finish

[View finish details](#)

- WEC Ebony
- WOW Clear Walnut
- WEW Executive Walnut
- WGW Gunstock Walnut
- WBW Henna Walnut
- WSW Smokey Walnut
- WNW Natural Walnut
- WWP Designer White Paint
- WBO Blush Oak
- WMO Mocha Oak
- WNO Natural Oak
- WSO Salted Oak

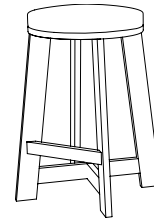
## 3 Combination Fabrics

[View finish details](#)

Combination  
Fabric Option  
Not Available

# Milner.

Counter Height  
Counter Height Stool



[View statement of line](#)

## Product features.

- 2.5" Upholstered Seat
- Solid 3/4" hardwood walnut/oak legs to maximize strength and longevity
- Clear cap foot rail guard protects solid wood

1 model	COM	COL	1	2	3	4	5	6	7	8	9	10	11/L1	12	13/L2
MIL2332CTR43	815	840	843	857	871	885	899	913	927	941	955	969	983	997	1025
W x D x H 19 x 19 x 24			Upholstery Requirements												
Arm Height: n/a			Fabric yds: 0.75 Leather Sq. Ft.: 13.5												
Seat Height: 24"			Carton Weight: 30												
Inside Seat Depth: 14"															
Inside Seat Width: 14"															

## 2 Select a finish

[View finish details](#)

- WEC Ebony
- WOW Clear Walnut
- WEW Executive Walnut
- WGW Gunstock Walnut
- WBW Henna Walnut
- WSW Smokey Walnut
- WNW Natural Walnut
- WWP Designer White Paint
- WBO Blush Oak
- WMO Mocha Oak
- WNO Natural Oak
- WSO Salted Oak


## 3 Combination Fabrics

[View finish details](#)

Combination  
Fabric Option  
Not Available

# Milner.

Bench Seat  
Bench Seat



[View statement of line](#)

## Product features.

- 1.5" Upholstered Seat
- Solid 3/4" hardwood walnut/oak legs to maximize strength and longevity

1 model	COM	COL	1	2	3	4	5	6	7	8	9	10	11/L1	12	13/L2
MIL4814TSB02	1424	1451	1480	1508	1536	1564	1592	1620	1648	1676	1704	1732	1760	1788	1844
W x D x H 48 x 14 x 19 Arm Height: n/a Seat Height: 19" Inside Seat Depth: 14" Inside Seat Width: 48"	Upholstery Requirements Fabric yds: 1.5 Leather Sq. Ft.: 27 Carton Weight: 30														

## 2 Select a finish

[View finish details](#)

- WEC Ebony
- WOW Clear Walnut
- WEW Executive Walnut
- WGW Gunstock Walnut
- WBW Henna Walnut
- WSW Smokey Walnut
- WNW Natural Walnut
- WWP Designer White Paint
- WBO Blush Oak
- WMO Mocha Oak
- WNO Natural Oak
- WSO Salted Oak

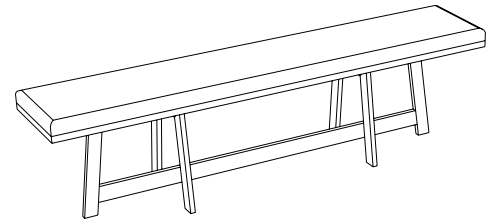
## 3 Combination Fabrics

[View finish details](#)

Combination  
Fabric Option  
Not Available

# Milner.

Bench Seat  
Bench Seat



1 model	COM	COL	1	2	3	4	5	6	7	8	9	10	11/L1	12	13/L2
MIL7214TSB03	1610	1639	1693	1734	1775	1816	1857	1898	1939	1980	2021	2062	2103	2144	2226
W x D x H 72 x 14 x 19 Arm Height: n/a Seat Height: 19" Inside Seat Depth: 14" Inside Seat Width: 72"	Upholstery Requirements Fabric yds: 2.25 Leather Sq. Ft.: 41 Carton Weight: 45														

[View statement of line](#)

## Product features.

- 1.5" Upholstered Seat
- Solid 3/4" hardwood walnut/oak legs to maximize strength and longevity

## 2 Select a finish

[View finish details](#)

- WEC Ebony
- WOW Clear Walnut
- WEW Executive Walnut
- WGW Gunstock Walnut
- WBW Henna Walnut
- WSW Smokey Walnut
- WNW Natural Walnut
- WWP Designer White Paint
- WBO Blush Oak
- WMO Mocha Oak
- WNO Natural Oak
- WSO Salted Oak

## 3 Combination Fabrics

[View finish details](#)

Combination  
Fabric Option  
Not Available

## power & data options.

Soba wire manager

Style Number	List Price
STARTER UNITS	
SCDW	\$200
White wire manager	
SCDB	\$200
Black wire manager	

## Specifications

- › Dimensions: 9ft x 9in x 3.15in
- › Zips up, bundles and routes loose, messy cables into a single tube
- › Routes and guides cables behind desks, TVs, and anywhere cables tend to get messy
- › Accommodates large or small cables, up to three cables at once
- › Support channels, used to route cables, include powerful adhesive backing which allows easy attachment to surfaces.

Available: All DARRAN collections





## power & data options.

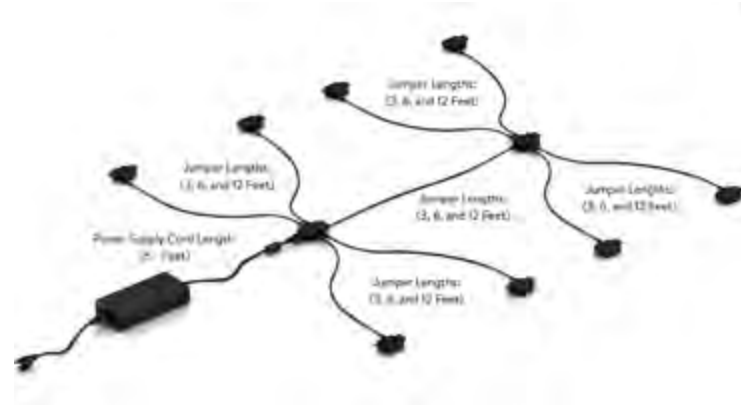
### Dual

Style Number	List Price
STARTER UNITS	
PD-DUAL3P3J	\$1170
3 modules; 3' jumpers	
PD-DUAL3P6J	\$1185
3 modules; 6' jumpers	
PD-DUAL3P12J	\$1200
3 modules; 12' jumpers	
PD-DUAL4P3J	\$1450
4 modules; 3' jumpers	
PD-DUAL4P6J	\$1470
4 modules; 6' jumpers	
PD-DUAL4P12J	\$1490
4 modules; 12' jumpers	
PD-DUAL8P3J	\$2825
8 modules; 3' jumpers	
PD-DUAL8P6J	\$2865
8 modules; 6' jumpers	
PD-DUAL8P12J	\$2905
8 modules; 12' jumpers	


## Specifications

- > Size: 3" x 1.75" x 1.25"
- > (2) 2.4 Amp USB charging ports per module
- > Undersurface mount
- > 72" cord
- > Standard black finish, available in white upon request
- > UL certified

Available: Conference, Milner, Thinking Quietly



# Not so square office price list

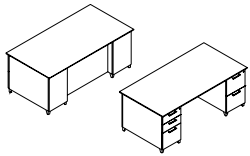


effective july 1, 2021

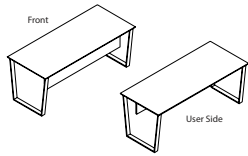
## Not so square table of contents

Statement of Line	
Features & Advantages .....	1
Finishes   Specifications .....	3
Edges   Pulls .....	4
Grommets   Grommet Reference .....	5
Ganging   Height Reference .....	6
Metal Legs .....	8
Modesty Reference   Grain Direction .....	9
Drawer Dimensions   FILING Reference .....	10
Double Pedestal Desk .....	11
Table Desk .....	12
Freestanding Desks .....	13
Single Pedestal Desk .....	14
Conference Desk .....	15
Runoff Desk .....	17
Returns .....	18
Bridges .....	21
Freestanding Credenzas .....	22
Workstation Credenzas .....	23
Bench Cabinets .....	30
Pedestals .....	31
Single Height Freestanding Overheads .....	32
Double Height Freestanding Overheads .....	35
Overhead Accessories .....	37
Single Height Wall Hung Overheads .....	41
Double Height Wall Hung Overheads .....	44
Wall Hung Accessories .....	47
Wall Hung Overheads .....	52
Overhead Bookcases .....	54
Vertical Half Towers .....	55
Vertical Full Towers .....	58
Bookcases .....	60
Options .....	61
Power & Data .....	74

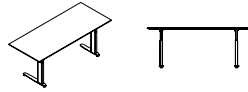
# Not so square statement of line



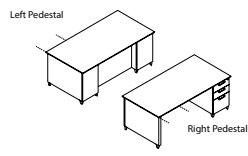
PAGE 11  
Freestanding Desks



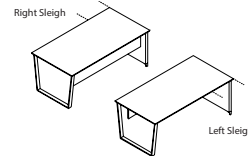
PAGE 12  
Freestanding Desks



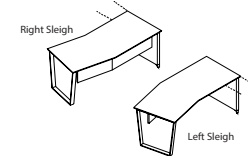
PAGE 13  
Freestanding Desks



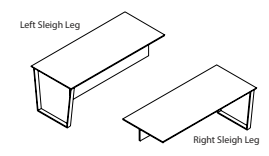
PAGE 14  
Freestanding Workstation Desks



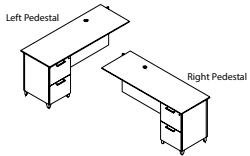
PAGE 15  
Conference Workstation Desks



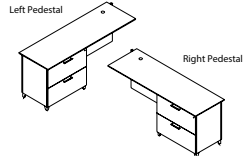
PAGE 16  
Conference Workstation Desks



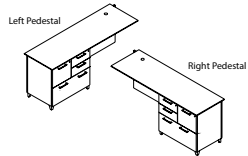
PAGE 17  
Runoff Conference Workstation Desks



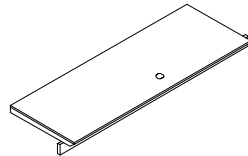
PAGE 18  
"L" Workstation Returns



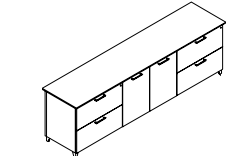
PAGE 19  
"L" Workstation Returns



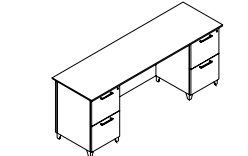
PAGE 20  
"L" Workstation Returns



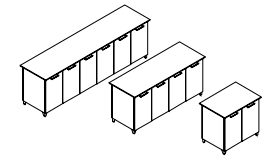
PAGE 21  
Workstation Bridges



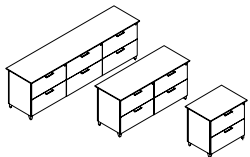
PAGE 22  
Freestanding Lateral File Credenzas



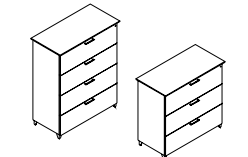
PAGE 23  
File Credenzas



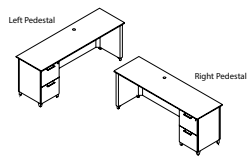
PAGE 24  
Freestanding Storage Credenzas



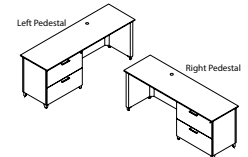
PAGE 25  
Freestanding Lateral File Credenzas



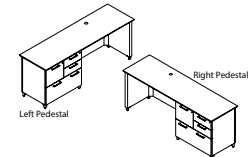
PAGE 26  
Freestanding Lateral File Credenzas



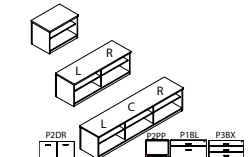
PAGE 27  
Workstation Credenzas



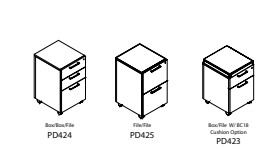
PAGE 28  
Workstation Credenzas



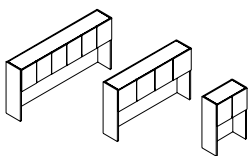
PAGE 29  
Workstation Credenzas



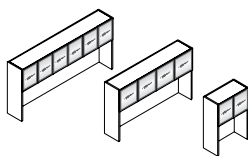
PAGE 30  
Bench Cabinets



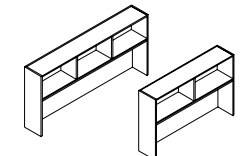
PAGE 31  
Freestanding Mobile Pedestal



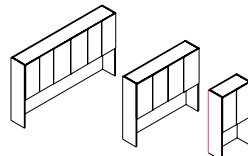
PAGE 32  
Single Storage Overhead Consoles



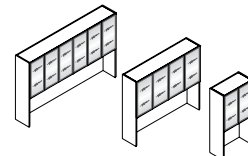
PAGE 33  
Single Storage Overhead Consoles



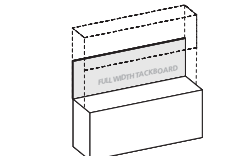
PAGE 34  
Single Storage Overhead Consoles



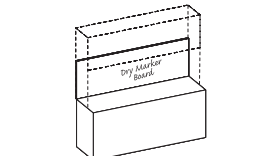
PAGE 35  
Double Height Overhead Consoles



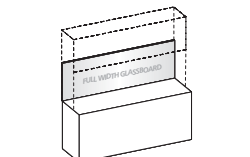
PAGE 36  
Double Height Overhead Consoles



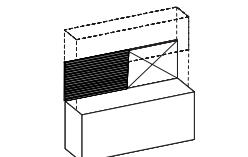
PAGE 37  
Overhead Tackboards



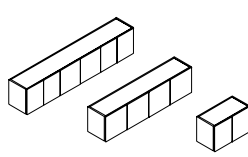
PAGE 38  
Overhead Dry Marker Boards



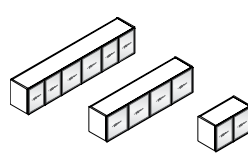
PAGE 39  
Overhead Glassboards



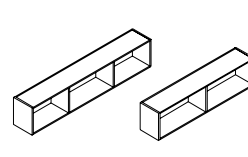
PAGE 40  
Overhead Slat Wall



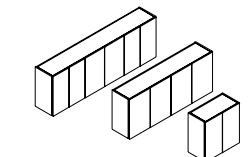
PAGE 41  
Single Height Wall Hung Overheads



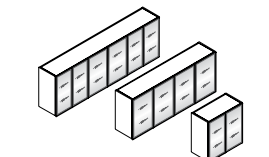
PAGE 42  
Single Height Wall Hung Overheads



PAGE 43  
Single Height Wall Hung Overheads

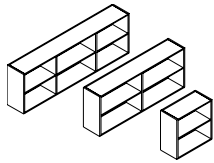


PAGE 44  
Double Height Wall Hung Overheads

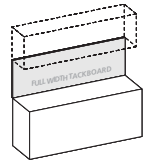


PAGE 45  
Double Height Wall Hung Overheads

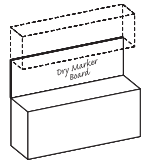
# Not so square statement of line



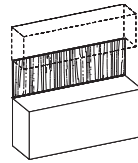
PAGE 46  
Double Height Wall Hung Overheads



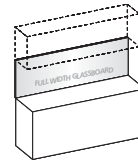
PAGE 47  
Wall Hung Tackboards



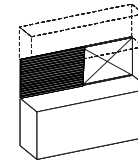
PAGE 48  
Wall Hung Dry Marker Boards



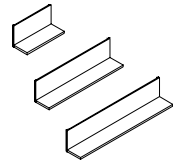
PAGE 49  
Wall Hung Veneer Panels



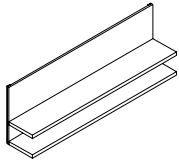
PAGE 50  
Wall Hung Glassboards



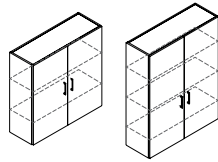
PAGE 51  
Wall Hung Slat Wall



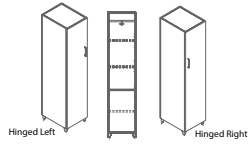
PAGE 52  
Single Height Wall Hung Overheads



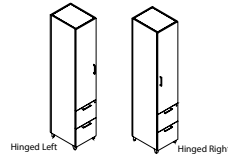
PAGE 53  
Double Height Wall Hung Overheads



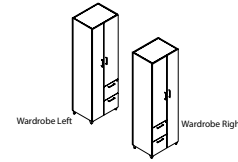
PAGE 54  
Overhead Bookcases



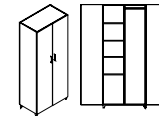
PAGE 55  
Freestanding Half Towers



PAGE 56  
Freestanding Half Towers



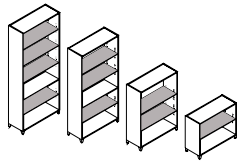
PAGE 57  
Freestanding Towers



PAGE 58  
Freestanding Towers



PAGE 59  
Freestanding Towers



PAGE 60  
Open Bookcases

## Not so square features & advantages

### Veneer

DARRAN only uses HPVA AA Grade Flat Cut Cherry, Maple, and Walnut Veneers and AA Grade Quartered Oak Veneers. Not SO square is also available in double cut reconstituted walnut and oak patterns made from rapidly renewable wood veneer providing a repeatable consistent straight grain pattern. All veneers are selected and matched for balance and consistency.

### Veneer Tops

Not SO square veneer tops feature a 45-pound density substrate with balanced 3-ply construction. Tops are 1-5/16" thick on MDF core comprised of 100% recycled and recovered wood fibers. All veneer tops are slipmatched and feature a 3mm external solid hardwood band or profile edge.

### Laminate Tops

Not SO square high-pressure laminate tops feature a 45-pound density substrate with balanced 3-ply construction. Tops are 1-5/16" thick on MDF core comprised of 100% recycled and recovered wood fibers. All high pressure laminate tops are available with a profile edge, laminate self-edge or 2mm PVC edge band. Laminates in wood grain patterns feature a fine grain texture that features the polish and luxe of a real wood veneer with a subtle narrow grain structure.

### TFL tops

Thermally Fused Laminate tops feature a 45-pound density substrate with balanced 3-ply construction. Tops are 1-1/8" thick on MDF core that is comprised of 100% recycled and recovered wood fibers. All Thermally Fused Laminate tops are available with a 2mm flat PVC band. Laminates in wood grain patterns feature Timberline Texture providing the grain pattern of wood.

### Cleaning wood & laminate

In addition to regular dusting, give your furniture an occasional cleaning in accordance with our cleaning instructions. DARRAN wood and laminate products can be cleaned with a soft cloth and a mild soap and water mixture. Use approximately 32 oz of water mixed with one tablespoon of dish soap, always wiping with the grain. Dry with a soft cloth, going with the grain, to avoid spotting or streaking.

Wood products should be waxed periodically using a non-wax liquid; please do not use any waxy polish or cleaner. Interior of drawers may also be cleaned with mild soap and water mixture, or any household cleaner that is not petroleum or thinner-based.

### Chassis & pedestal

Chassis components are 3/4" thick core of particle board or MDF rated EPP/SCS/CARB-II material with 3-ply balanced construction. Pedestal and Cabinets feature dowel construction reinforced with steel bracket plates, wood cleats, screws and glue.

All units are standard with 1" adjustable glides that allow for leveling of units that are secured in solid wood glide blocks to prevent tearout.

### Overhead cabinet construction

#### Freestanding & wall mount

Freestanding Overhead storage cabinets are constructed of 1" and 3/4" thick core of particle board or MDF rated EPP/SCS/CARB-II material with 3-ply balanced construction. Panels are attached with cam fasteners in conjunction with dowels securely adhered with PVAc glue. All surface mount cabinets connect to work surface with anti-slip tape. Wall mount cabinets are mounted to the wall with steel "z" bracket attachment method using 5mm euro screws to attach to the back of the cabinet. All units ship with a steel "z" bracket. This bracket is mounted to the wall by field installers. Installers are responsible for selecting and supplying appropriate fasteners for wall conditions.

### Bookcase Construction

All chassis (sides, back, top and bottom panels) are constructed with 3/4" thick core of particle board or MDF rated EPP/SCS/CARB-II material with 3-ply balanced construction. Panels are attached with cam-lock fasteners in conjunction with dowels securely adhered with glue. Shelves on all units are 3/4" thick balance 3 ply panels. Optional heavy duty shelves are 1" thick lumber core balanced 5 ply construction.

### Tackboards

Wall mount tackboards are constructed of .75" thick fiberboard. The fabric is precisely aligned and fitted to the tackboard with a sock on cover. Overhead storage tackboards are constructed of .75" thick fiberboard. The fabric is precisely aligned and fitted to the tackboard and adhered to the rigid hardboard with staples. Wall mount cabinets are mounted to the wall with steel "z" bracket attachment method using 5mm euro screws to attach to the back of the cabinet. All units ship with a steel "z" bracket. This bracket is mounted to the wall by field installers. Installers are responsible for selecting and supplying appropriate fasteners for wall conditions.

### Adjustable glides

Glides provide 1" of vertical leveling adjustment. Glide bottom is durable metal. Glides are secured in solid wood blocks that are screwed and glued for durability.

### Drawers

All drawers are constructed with mitre joint/dowel construction in a natural maple finish with four sides and a bottom, which are attached to a drawer front with screws for easy removal. Drawer fronts are vertically matched in balanced sets. Pencil trays are standard in all box drawers. Drawers are constructed of 1/2" thick wood grained wrapped 5 sided miter-folded construction with 1/4" thick hardboard bottoms reinforced for heavy weight capacity. Drawers have been tested and pass BIFMA 50,000

## Not so square features & advantages

cycle test. All drawers are guaranteed lifetime with free replacement warranty.

### Optional wood drawers

Optional hardwood veneer plywood drawers feature banded top and bottom edges for smoothness. Drawers are dowel joint construction with a UV cured finish over maple veneers, plus a lifetime free replacement guarantee.

Optional Wood Drawer (Any Size) – Option Code P33...\$45 List Price Per Drawer

### Drawer fronts

Drawer fronts are vertically matched in balanced sets. Doors feature vertical veneer bookmatched horizontally in sets of 2 / 4 and 6 doors. All drawers and doors have traditional scallop profile edge shape. All tower fronts matched in vertical sets.

### Suspensions

All casegoods utilize cold rolled steel zinc plated high-grade drawer suspensions. All suspensions are warranted for the lifetime of the product. Box and File drawers are full extension, featuring steel ball bearings for a smoother quieter range of motion and are rated 100lbs. Lateral file drawers are a progressive action full extension suspension and is rated at 150lbs. Veneer and High Pressure laminate casegoods feature soft close suspension. Thermally Fused Laminate casegoods feature standard suspensions. Lateral files include anti tip mechanism that allow only one drawer to be opened at a time.

### Hinges

Units with doors include 95 degree swing hinges.

### Filing

Not SO square features a highly durable black plastic extrusion that is securely fastened into a route on top of the drawer to support hanging files. An adjustable crossbar is provided for all file drawers that enables legal/letter filing front to back or side-to-side based on the drawer size..

Jamestown, Prado, and Rift feature metal file frames around the perimeter of the drawers with cross bars secured to the drawer sides to support hanging files. A metal adjustable cross bar is standard with all file drawers to support letter/legal filing front to back or side to side. File drawers have one adjustable cross bar and lateral files have two adjustable cross bars. See filing reference for details.

### Locks

Locks are Standard on all drawers below the worksurface. Random lock cores are installed at the factory. Some units may be shipped with the same key number. Locks are Silver, Black or Bronze and match pull finish unless otherwise specified.

DARRAN will also send lock cores separately to the dealer at your request. These units will be send with an empty lock core and the Dealer will receive a shipment of the requested lock core/keys.

### Keying

Keying is available either factory or field installed. Factory installed keying is random.

### Wire management

Wire management capabilities include standard and optional worksurface grommets. Specify W-1 under surface wire channels for organization and management of all communication wires and cords. Horizontal J-Channel wire management (Sku: W-1) is sold separately to conceal wire under worksurfaces.

### Grommets

Metal grommets are provided to match the drawer pull selection. Grommet is available in black, silver or white. Must specify standard or non-standard location. Black plastic grommets are available as an option for vertical applications.

### Powerports

A large selection of power pods are available and handle power, data, docking stations and communication. See options section for selection.

### LED tasklights

LED task lighting provides high efficiency, low energy lighting with a long life. Recessed light is encased in silver aluminum channel with milk lense and rounded end caps. Lights are factory installed. Product specifications listed below:

- Diffuser creates a softer light and eliminates hot spots
- Touch dimmer switch
- Can be "daisy chained" up to 90W
- 4.6 watts per foot
- 120 LEDs per meter
- Certification: UL Listed
- 50,000 hour life span.

Color Temp is 4000K

## Not so square finishes | specifications

STANDARD VENEER	PREMIUM VENEER	HIGH PRESSURE LAMINATE	THERMALLY FUSED LAMINATE
WAC Amber Cherry.....	N/A.....	GAC Amber Cherry.....	MAC Amber Cherry
WRC Caramel Cherry.....	N/A.....	N/A.....	N/A
WIC Crimson Cherry.....	N/A.....	GIC Crimson Cherry.....	N/A
WEC Ebony on Cherry.....	N/A.....	GEC Ebony.....	MEC Ebony
WHC Honey Cherry.....	N/A.....	GHC Honey Cherry.....	MHC Honey Cherry
WOC KoKo Cherry.....	N/A.....	GOC KoKo Cherry.....	MOC KoKo Cherry
WAM Alabaster Maple.....	N/A.....	GAM Alabaster Maple.....	N/A
WCM Clear Maple.....	N/A.....	GCM Clear Maple.....	N/A
WWM Wheat Maple.....	N/A.....	GWM Wheat Maple.....	N/A
WEW Executive Walnut.....	N/A.....	GEW Executive Walnut.....	N/A
WGW Gunstock Walnut.....	N/A.....	N/A.....	MGW Gunstock Walnut
WBW Henna Walnut.....	N/A.....	N/A.....	N/A
WSW Smokey Walnut.....	N/A.....	N/A.....	N/A
WNW Natural Walnut.....	N/A.....	GNW Natural Walnut.....	N/A
N/A.....	WBO Blush Oak.....	N/A.....	N/A
N/A.....	WMO Mocha Oak.....	N/A.....	N/A
N/A.....	WSO Salted Oak.....	N/A.....	N/A
N/A.....	TBCO Baby's Cheek.....	N/A.....	N/A
N/A.....	TBSW Brown Sugar.....	N/A.....	N/A
N/A.....	TSTV Studio Teak Walnut.....	GSTV Studio Teak Walnut +10%.....	MTW Studio Teak Walnut
N/A.....	TSMV Seattle Mist Walnut.....	N/A.....	N/A
N/A.....	TSLV Skyline Walnut.....	GSLV Skyline Walnut +10%.....	MSW Skyline Walnut
WWP Designer White Paint.....	N/A.....	GWL Designer White.....	MWL Designer White

HPL TOPS ON TFL PRODUCTS Add 10% - Available with flat edge only

Send 3x3 or larger finish chip for color match. Custom finish upcharge is 3% or \$250 Net (whichever is greater).

### Finish

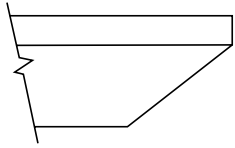
ENVI-CT Green Certified European Technology Coatings

Finish.



# Not so square edges

## Standard profile NSS Edge



**NSS Bevel**  
"W" 3mm Solid Hardwood Band  
"G" HPL Self Edge



**NSS Bevel**  
"M" 2mm PVC Edge with Black Foil




## PVC Edgeband

NSS Bevel edge overhang profile is standard on all exposed undersurface edges and black bevel to provide a floating appearance.

## Finger pulls (optional)

Arrow indicates finger pull location



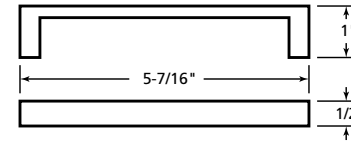
b/b/f

f/f

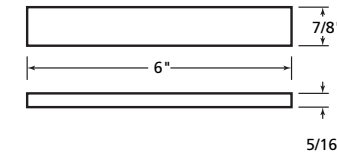
multi

lateral/lateral

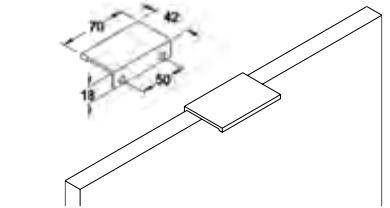
## Pulls/knobs Factory Installed



PL-115 Matte Black  
PL-116 Matte Nickel



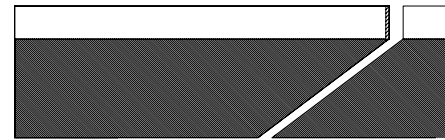
PL-210 Anodized Aluminum



PL-260 Anodized Aluminum  
PL-261 White  
(Drawers Only)

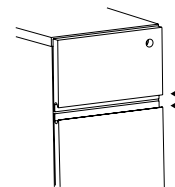


Finger Pull



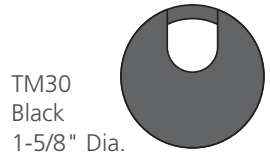
## Bridge/return hookup edge

Hookup tops feature reverse cope shaping for custom flush surface appearance and improved use.

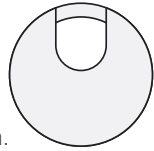


finger pull side view

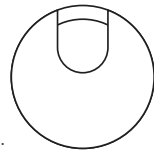
## Not so square grommets | grommet reference



TM30  
Black  
1-5/8" Dia.



TM31  
Silver  
1-5/8" Dia.



TM34  
White  
1-5/8" Dia.

### Optional grommets

Factory Installed

Grommets (Standard Location)

Specify Color and Left/Right/Center - \$50 ea.

- Black: TM30-R (Right), TM30-L (Left), TM30-C (Center)

- Silver: TM31-R (Right), TM31-L (Left), TM31-C (Center)

- White: TM34-R (Right), TM34-L (Left), TM34-C (Center)

Grommets (Non-Standard Location)

Provide drawing w/ Grommet Location and Specify Color - \$95 ea.

- Black: TM30-NS

- Silver: TM31-NS

- White: TM34-NS

TM50  
Black  
1-5/8" Dia.




### Grommets (vertical surface)

Standard Location - \$50 ea.

- Black Plastic Vertical Surface: TM50-C (Bottom Center)

Non-Standard Location - \$95 ea.

- Black Plastic Vertical Surface: TM50-NS



W1

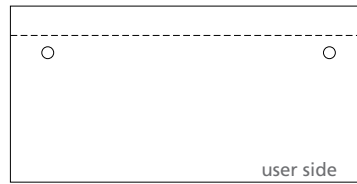
### Horizontal J-channel

Horizontal J-Channel wire management (Sku: W-1) is sold separately to conceal wire under worksurfaces.

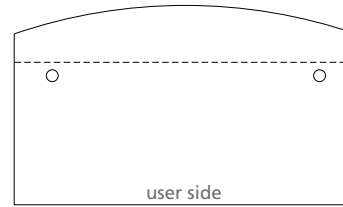
## Standard grommet location reference



Desk  
Specify Right or Left Grommet



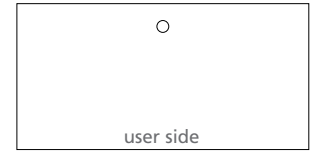
6" Overhang Desk  
Specify Right or Left Grommet



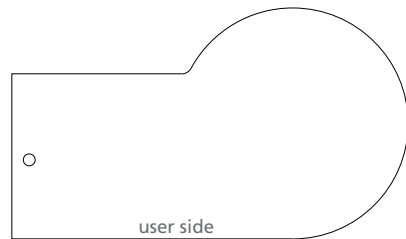
6"/12" Bow Front Desk  
Specify Right or Left Grommet




Bullet Conference Desk (Right Post)  
Center Grommet



Bridge  
Center Grommet



P Conference Desk (Right Post)  
Center Grommet



Return (Left Pedestal Shown)  
Right Pedestal - Left Grommet  
Left Pedestal - Right Grommet



Workstation Credenza  
Center Kneespace Grommet

## Not so square ganging | height reference

### Ganging – flush cut modification

30" H Casegood Worksurface & Base Ganging Modifications

To gang two casegood units, each unit end to be ganged must be flush cut modified for gapless surfaces and cabinet chassis.

Order Option:

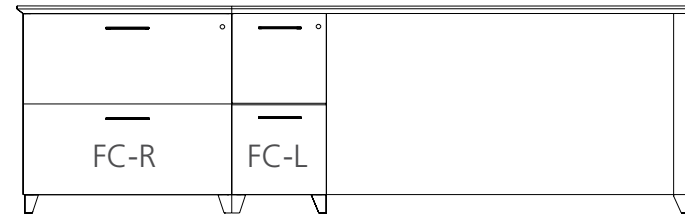
- FC-B: Flush Unit Both Sides(Facing) for Ganging - \$100
- FC-L: Flush Unit Left (Facing) for Ganging - \$100
- FC-R: Flush Unit Right (Facing) for Ganging - \$100

Flush cut modification per unit includes all modifications to gang to one end or both ends when units are ganged. Modification includes tops, base and molding. Modification reduces width size approximately 1" per end.

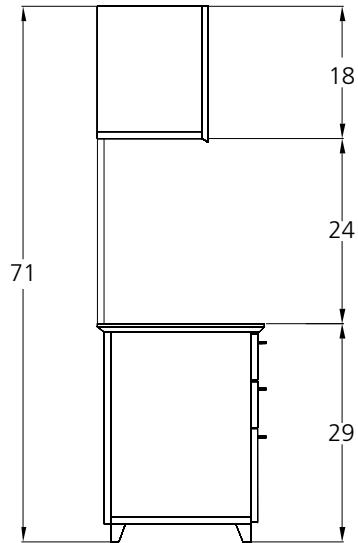
Example:

NSS3121100W Two Drawer Lateral File (Left) Flush Cut Right – FC-R...\$100

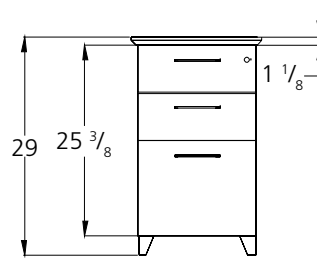
NSS7221054 Kneespace Credenza (Right) Flush Cut Left – FC-L...\$100



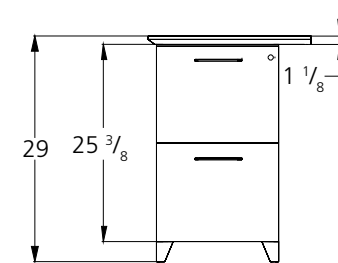
## Height reference



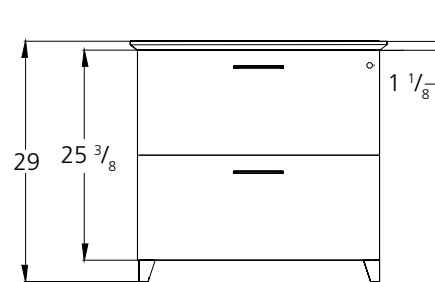
Typical Single Height Side Profile Wall Hung Overhead



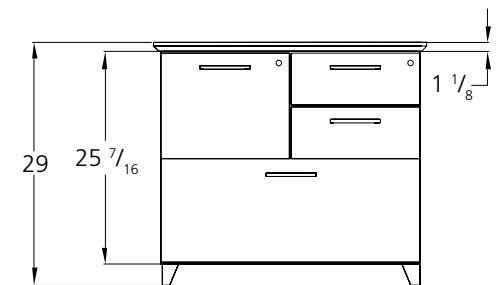
Pedestal Front Profile Box/Box/File



Pedestal Front Profile File/File



Pedestal Front Profile Lateral File



Pedestal Front Profile Multi-File

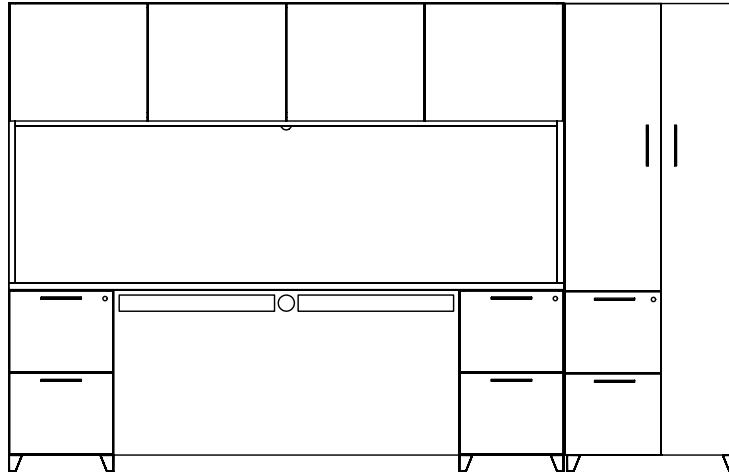
## Not so square ganging

### Credenzas, overheads and towers

Towers and overheads are standard flat top for easy ganging. No modification needed.

Credenza must be specified for flush cut ends when ganging to towers.

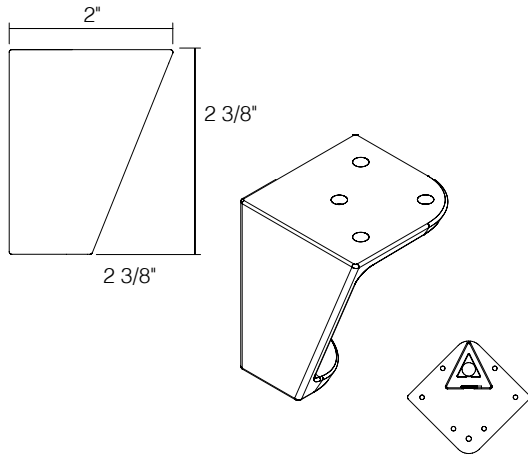
Credenza width matches overhead width when both credenza ends are flush cut.



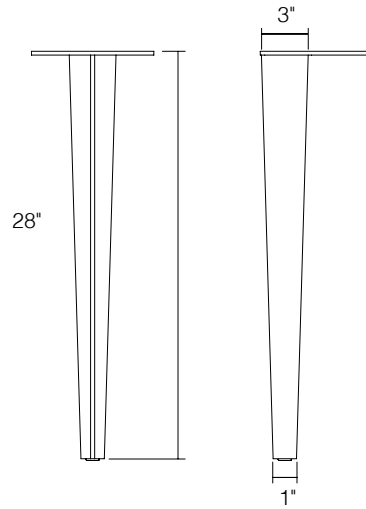
Order Option Number: FCG2 Flush Cut Modification . . \$55 Per Unit.  
A drawing must be submitted to specify if one or both sides are to be flush cut.

# Not so square metal leg

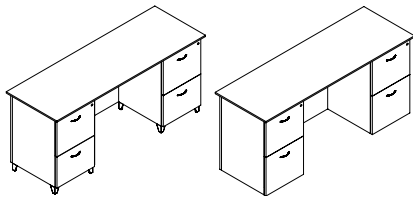
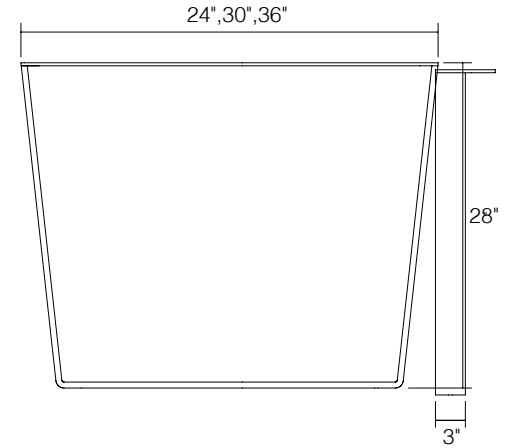
CABINET ANGULAR FOOT  
Cast Angular Foot



DESK ANGULAR POST



DESK ANGULAR SLEIGH BASE

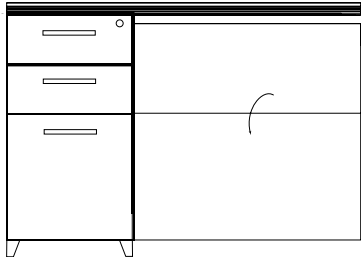


Option: Delete Feet/Extended Fronts

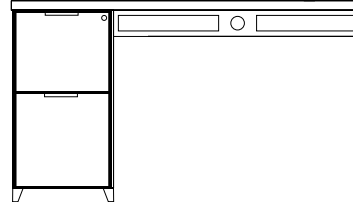
Standard metal feet can be deleted on any unit. Delete foot option extends chassis cabinets to floor. Drawer/Door fronts are extended to within 3/8" of full cabinet height when delete foot option is specified.

Delete Foot Chassis Modification Option:  
D8. . .deduct \$50

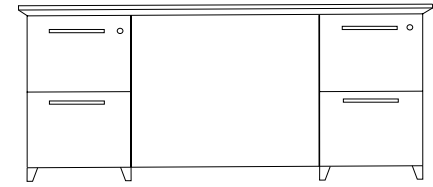
## Not so square modesty reference | grain direction



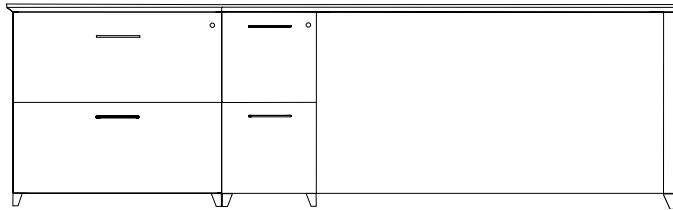
**M34**  
Drop Door Tech Modesty



**M51**  
Open Back Modesty with 4"  
Wire Management Rail




**M37**  
Fixed Full Modesty




## Grain direction


Veneer chassis parts are vertical grain. The backs of Thermally Fused Laminate overheads, wall hungs, wall hung shelves and flush chassis desks are horizontal grain. Bridges, returns, and credenza kneespace Thermally Fused Laminate backs over 60" are horizontal grain. Doors feature vertical veneer bookmatched horizontally in sets of 2, 4, and 6 doors. Tower fronts are matched in vertical sets.



Desk




Runoff Desk  
Grain Direction on TFL Units  
Above 60" runs end to end



Bridge  
Grain Direction on TFL Units  
Above 60" runs end to end



Credenza



Return  
Grain Direction on TFL Units  
Above 60" runs end to end


# Not so square drawer dimensions | filing reference

## Interior drawer dimensions


UNIT DEPTH	DRAWER TYPE	OVERALL DIMENSIONS			INTERIOR DRAWER DIMENSIONS			NOTES
		W	D	H	W	D	H	
15-5/8" Letter	36" Box	13-1/8	19-11/16	4	12-1/8	18-11/16	3-7/16	Units less than 72"
	36" File	13-1/8	19-11/16	9-13/16	12-1/8	18-11/16	9-5/16	Units less than 72"
	30" Box	13-1/8	19-11/16	4	12-1/8	18-11/16	3-7/16	Units less than 72"
	30" File	13-1/8	19-11/16	9-13/16	12-1/8	18-11/16	9-5/16	Units less than 72"
	24" Box	13-1/8	16-1/16	4	12-1/8	15-1/16	3-7/16	Units less than 72"
	24" File	13-1/8	16-1/16	9-13/16	12-1/8	15-1/16	9-5/16	Units less than 72"
29" Lateral	24" Box	26-1/2	16-1/16	4	25-1/2	15-1/16	3-7/16	Workstation Credenzas less than 82"
	24" File	26-1/2	16-1/16	9-13/16	25-1/2	15-1/16	9-5/16	Workstation Credenzas less than 82"
31" Lateral	24" File	28-9/16	16-1/16	9-13/16	27-9/16	15-1/16	9-5/16	Multi-File Lateral File
35" Lateral	24" Box	32-1/2	16-1/16	4	31-1/2	15-1/16	3-7/16	Workstation Credenzas over 83"
	24" File	32-1/2	16-1/16	9-13/16	31-1/2	15-1/16	9-5/16	Workstation Credenzas over 83"
41" Lateral	24" File	38-1/2	16-1/16	9-13/16	37-1/2	15-1/16	9-5/16	Wood Drawer Only

### Filing for 24" Depth Units

13" Wide File Drawer - 16" Deep




Letter Front to Back




Legal Side to Side with File Rail

### 29" Lateral File Drawer


26-1/2" Wide File Drawer - 16-1/16" Deep



Legal Side to Side




Legal Side to Side Letter Front to Back with File Rail




Letter Front to Back with File Rail

### Filing for 30" & 36" Depth Units


13" Wide File Drawer - 20" Deep



Letter Front to Back




Legal Side to Side with File Rail




Letter Side to Side with File Rail

### 35" Lateral File Drawer

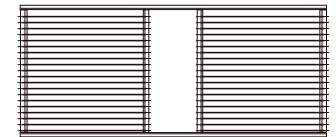
32-1/2" Wide File Drawer - 16-1/16" Deep



Legal Side to Side



Legal Side to Side Letter Front to Back with File Rail

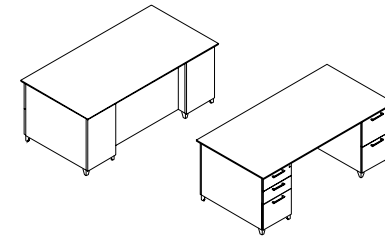


Letter Front to Back with File Rail

# NOT SO square office.

Freestanding Desks

Breakfront - Full Pedestal With Modesty Panel



[View statement of line](#)

1 Select a model w" x d" x h"	weight	Standard Veneer Top		Premium Veneer Top		High Pressure Laminate Top		Thermally Fused Laminate Top	
		Standard Veneer Chassis		Premium Veneer Chassis		Veneer Chassis		Thermally Fused Laminate Chassis	
84 x 36 x 29	350	NSS8436DD000W	4096	NSS8436DD000P	4506	NSS8436DD000G	4096	NSS8436DD000M	2771
72 x 36 x 29	315	NSS7236DD000W	3807	NSS7236DD000P	4188	NSS7236DD000G	3807	NSS7236DD000M	2672
72 x 30 x 29	295	NSS7230DD000W	3633	NSS7230DD000P	3997	NSS7230DD000G	3633	NSS7230DD000M	2636
66 x 30 x 29	270	NSS6630DD000W	3599	NSS6630DD000P	3959	NSS6630DD000G	3599	NSS6630DD000M	2578

2 Select a finish  
[View finish details](#)

Metal finish  
MFS Silver. Additional metal finishes are available, see options.

WAC	WGW
WRC	WBW
WIC	WSW
WEC	WNW
WHC	WWP
WOC	
WAM	
WCM	
WWW	
WEW	

TBCO	GAC	GNW	MAC
TBSW	GIC	GSTV +10%	MEC
TSTV	GEC	GSLV +10%	MHC
TSMV	GHC	GWL	MOC
TSLV	GOC		MGW
TOBW	GAM		MTW
WBO	GCM		MSW
WMO	GWM		MWL
WSO	GEW		

MAC
MEC
MHC
MOC
MGW
MTW
MSW
MWL

3 Select an edge  
[View edge details](#)

NSS Bevel
-----------



4 Select hardware  
[View hardware details](#)



## Product features.

- 6" recessed modesty
- Breakfront modesty
- Locking drawers
- Soft close suspension drawer(s)
- Standard Silver Feet (optional White, Black)

## Options.

### ACCESSORIES

- K28: Articulating Keyboard w/ Mouse - \$390
- K31: Center Drawer w/out Pull - \$205

### CHASSIS

- MODCX: Modify breakfront chassis to flush front chassis - n/c

### DRAWER

- P6: Modify File/File to Box/Box/File - \$55 per pedestal
- P33: Wood Drawer Upgrade - \$45 per drawer
- WPD3061: Designer White - \$80 per pedestal

### FEET

- D8: Delete feet (extend fronts to floor) - n/c

### GROMMETS (STANDARD LOCATION)

Specify Color and Location Right/Left - \$50 ea.

- Black: TM30-R (Right), TM30-L (Left)
- Silver: TM31-R (Right), TM31-L (Left)
- White: TM34-R (Right), TM34-L (Left)

Grommets (Non-Standard Location)

Provide drawing w/ Grommet Location and Specify Color - \$95 ea.

- Black: TM30-NS
- Silver: TM31-NS
- White: TM34-NS

Modesty

- HM51: Half Modesty - \$205
- HM39: SilverLuma frame/frost (Half Modesty) - \$340

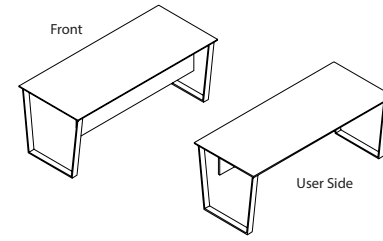
Premium Finish Option

- Specify foot metal finish color - \$130 per unit. Contact customer service
- MFB: Black, MFW: White



# NOT SO square office.

Freestanding Desks  
Table Desk With Sleigh Base



**1** Select a model  
w" x d" x h"

weight	Standard Veneer Top		Premium Veneer Top		High Pressure Laminate Top		Thermally Fused Laminate Top				
	Standard Veneer Chassis		Premium Veneer Chassis		Veneer Chassis		Thermally Fused Laminate Chassis				
72 x 36 x 29	150	NSS7236DT107W 3543	NSS7236DT107P 3898	NSS7236DT107G 3543	NSS7236DT107M 2117	72 x 30 x 29	135	NSS7230DT107W 3391	NSS7230DT107P 3731	NSS7230DT107G 3391	NSS7230DT107M 2046
66 x 30 x 29	125	NSS6630DT107W 3347	NSS6630DT107P 3682	NSS6630DT107G 3347	NSS6630DT107M 1971						

[View statement of line](#)

**2** Select a finish  
[View finish details](#)

WAC	WGW
WRC	WBW
WIC	WSW
WEC	WNW
WHC	WWP
WOC	
WAM	
WCM	
WWW	
WEW	

**Metal finish**  
MFS Silver. Additional metal finishes are available, see options.

**3** Select a edge  
[View edge details](#)



TBCO  
TBSW  
TSTV  
TSMV  
TSLV  
TOBW  
WBO  
WMO  
WSO



GAC GNW  
GIC GSTV +10%  
GEC GSLV +10%  
GHC GWL  
GOC  
GAM  
GCM  
GWM  
GEW



MAC  
MEC  
MHC  
MOC  
MGW  
MTW  
MSW  
MWL



**4** Select hardware  
[View hardware details](#)

Hardware  
N/A

Hardware  
N/A

Hardware  
N/A

Hardware  
N/A

## Product features.

- Half modesty panel standard
- Freestanding use
- Standard table desk sleigh base is silver metal finish (optional white or black)

## Options.

### ACCESSORIES

- K28: Articulating Keyboard w/ Mouse - \$390
- K31: Center Drawer w/out Pull - \$205
- W17: Wire Mgmt. Cover matches leg finish - \$80

### GROMMETS (STANDARD LOCATION)

- Specify Color and Location Right/Left - \$50 ea.
- Black: TM30-R (Right), TM30-L (Left)
  - Silver: TM31-R (Right), TM31-L (Left)
  - White: TM34-R (Right), TM34-L (Left)

### GROMMETS (NON-STANDARD LOCATION)

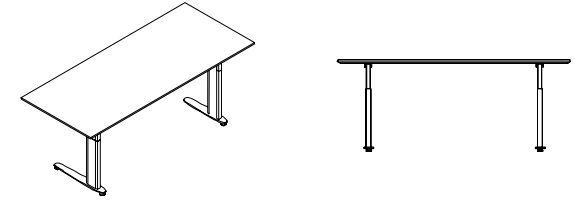
- Provide drawing w/ Grommet Location and Specify Color - \$95 ea.
- Black: TM30-NS
  - Silver: TM31-NS
  - White: TM34-NS

### PREMIUM FINISH OPTION





- Specify foot metal finish color - \$160 per unit. Contact customer service
- MFB: Black, MFW: White

# NOT SO square office.

Freestanding Desks  
Adjustable Desk / Motorized



DARRAN™

1 Select a model w" x d" x h"	weight	Standard Veneer Top Standard Veneer Chassis		Premium Veneer Top Premium Veneer Chassis		High Pressure Laminate Top Veneer Chassis		Thermally Fused Laminate Top Thermally Fused Laminate Chassis	
		72 x 30 x 29-48	230	NSS7230DT090W	3700	NSS7230DT090P	4070	NSS7230DT090G	3700
66 x 30 x 29-48	215	NSS6630DT090W	3678	NSS6630DT090P	4046	NSS6630DT090G	3678	NSS6630DT090M	2419
60 x 30 x 29-48	200	NSS6030DT090W	3656	NSS6030DT090P	4022	NSS6030DT090G	3656	NSS6030DT090M	2357
2 Select a finish <i>View finish details</i>		WAC	WGW	TBCO		GAC	GNW	MAC	
		WRC	WBW	TBSW		GIC	GSTV +10%	MEC	
		WIC	WSW	TSTV		GEC	GSLV +10%	MHC	
		WEC	WNW	TSMV		GHC	GWL	MOC	
		WHC	WWP	TSLV		GOC		MGW	
		WOC		TOBW		GAM		MTW	
		WAM		WBO		GCM		MSW	
		WCM		WMO		GWM		MWL	
		WWW		WSO		GEW			
		WEW							
3 Select an edge <i>View edge details</i>			NSS Bevel		NSS Bevel		NSS Bevel		NSS Bevel
4 Select hardware <i>View hardware details</i>		Hardware		Hardware		Hardware		Hardware	
		N/A		N/A		N/A		N/A	

[View statement of line](#)

## Product features.

- Adjustable height base - silver, white or black
- Electronic mechanism with programmable lift
- Unit includes 72" power cord

### NOTES

- Shipped KD

## Options.

### ACCESSORIES

- K28: Articulating Keyboard w/ Mouse - \$390
- K31: Center Drawer w/out Pull - \$205
- W18: Coil Cable Manager - \$160

### GROMMETS (STANDARD LOCATION)

- Specify Color and Location Right/Left - \$50 ea.
- Black: TM30-R (Right), TM30-L (Left)
  - Silver: TM31-R (Right), TM31-L (Left)
  - White: TM34-R (Right), TM34-L (Left)

### GROMMETS (NON-STANDARD LOCATION)

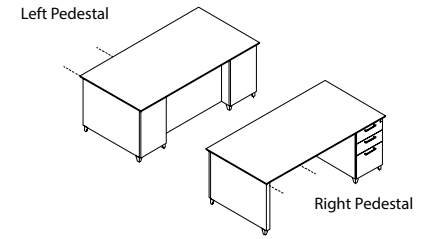
- Provide drawing w/ Grommet Location and Specify Color - \$95 ea.
- Black: TM30-NS
  - Silver: TM31-NS
  - White: TM34-NS

### MODESTY

- HM3: Veneer Half Modesty - \$260 (For "W" and "G")
- HM3M: Melamine Half Modesty - \$205 (For "M")

# NOT SO square office.

Freestanding Workstation Desks  
Breakfront Single Pedestal



1 Select a model w" x d" x h"	weight	Standard Veneer Top Standard Veneer Chassis		Premium Veneer Top Premium Veneer Chassis		High Pressure Laminate Top Veneer Chassis		Thermally Fused Laminate Top Thermally Fused Laminate Chassis	
		<b>Left Pedestal</b>							
72 x 36 x 29	300	NSS7236DS009W	3718	NSS7236DS009P	4090	NSS7236DS009G	3718	NSS7236DS009M	2250
72 x 30 x 29	270	NSS7230DS009W	3550	NSS7230DS009P	3905	NSS7230DS009G	3550	NSS7230DS009M	2195
66 x 30 x 29	260	NSS6630DS009W	3520	NSS6630DS009P	3872	NSS6630DS009G	3520	NSS6630DS009M	2153
<b>Right Pedestal</b>									
72 x 36 x 29	300	NSS7236DS010W	3718	NSS7236DS010P	4090	NSS7236DS010G	3718	NSS7236DS010M	2250
72 x 30 x 29	270	NSS7230DS010W	3550	NSS7230DS010P	3905	NSS7230DS010G	3550	NSS7230DS010M	2195
66 x 30 x 29	260	NSS6630DS010W	3520	NSS6630DS010P	3872	NSS6630DS010G	3520	NSS6630DS010M	2153

2 Select a finish View finish details	Metal finish MFS Silver. Additional metal finishes are available, see options.		TBCO		GAC		MAC	
	WAC	WGW	WRC	WBW	TBSW	GIC	GNW	MEC
WIC	WSW	WEC	WNW	TSTV	GEC	GSLV +10%	MHC	
WHC	WWP	WOC	WAM	TSMV	GHC	GWL	MOC	
WCM		WAM	WBO	TSLV	GOC		MGW	
WWW		WCM	WMO	TOBW	GAM		MTW	
WEW		WCM	WSO	WBO	GCM		MSW	
		WWW		WMO	GWM		MWL	
		WEW		WSO	GEW			

3 Select an edge View edge details	NSS Bevel		NSS Bevel		NSS Bevel	

4 Select hardware View hardware details	PL-115 Matte Black PL-116 Matte Nickel		PL-210 Anodized Aluminum		PL-115 Matte Black PL-116 Matte Nickel		PL-210 Anodized Aluminum		PL-115 Matte Black PL-116 Matte Nickel		PL-210 Anodized Aluminum	

View statement of line

## Product features.

- 6" recessed modesty
- Full extension drawers - locking
- Soft close suspension drawer(s)
- Standard Silver Feet (optional White, Black)

## Options.

### ACCESSORIES

- K28: Articulating Keyboard w/ Mouse - \$390
- K31: Center Drawer - \$205

### CHASSIS

- MODCX-1: Modify breakfront chassis to flush front chassis w/ 6" overhang top - n/c

### DRAWER

- P33: Wood Drawer Upgrade - \$45 per drawer
- WPD3061: Designer White - \$80 per pedestal

### FEET

- D8: Delete feet (extend fronts to floor) - n/c

### GROMMETS (STANDARD LOCATION)

Specify Color and Location Right/Left - \$50 ea.

- Black: TM30-R (Right), TM30-L (Left)
- Silver: TM31-R (Right), TM31-L (Left)
- White: TM34-R (Right), TM34-L (Left)

Grommets (Non-Standard Location)

Provide drawing w/ Grommet Location and Specify Color - \$95 ea.

- Black: TM30-NS
- Silver: TM31-NS
- White: TM34-NS

Modesty

- HM39: SilverLuma frame/frost (Half Modesty) - \$340
- HM51: Half Modesty - \$205

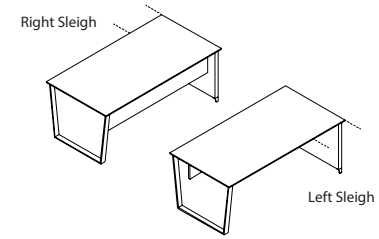
Premium Finish Option

- Specify foot metal finish color - \$160 per unit. Contact customer service

- MFB: Black, MFW: White

# NOT SO square office.

Conference Workstation Desks  
Rectangle Top With Sleigh Base



[View statement of line](#)

1 Select a model w" x d" x h"	weight	Standard Veneer Top Standard Veneer Chassis		Premium Veneer Top Premium Veneer Chassis		High Pressure Laminate Top Veneer Chassis		Thermally Fused Laminate Top Thermally Fused Laminate Chassis	
		<b>Right Sleigh Leg</b> 72 x 36 x 29 72 x 30 x 29 66 x 30 x 29 60 x 24 x 29 54 x 24 x 29	165 145 125 115 105	NSS7236DC766W NSS7230DC766W NSS6630DC766W NSS6024DC766W NSS5424DC766W	3386 3234 3201 2081 2058	NSS7236DC766P NSS7230DC766P NSS6630DC766P NSS6024DC766P NSS5424DC766P	3725 3558 3522 2290 2264	NSS7236DC766G NSS7230DC766G NSS6630DC766G NSS6024DC766G NSS5424DC766G	3386 3234 3201 2081 2058
<b>Left Sleigh Leg</b> 72 x 36 x 29 72 x 30 x 29 66 x 30 x 29 60 x 24 x 29 54 x 24 x 29	165 145 125 115 105	NSS7236DC767W NSS7230DC767W NSS6630DC767W NSS6024DC767W NSS5424DC767W	3386 3234 3201 2081 2058	NSS7236DC767P NSS7230DC767P NSS6630DC767P NSS6024DC767P NSS5424DC767P	3725 3558 3522 2290 2264	NSS7236DC767G NSS7230DC767G NSS6630DC767G NSS6024DC767G NSS5424DC767G	3386 3234 3201 2081 2058	NSS7236DC767M NSS7230DC767M NSS6630DC767M NSS6024DC767M NSS5424DC767M	2036 1920 1861 1819 1777
<b>2 Select a finish</b> <a href="#">View finish details</a>  Metal finish MFS Silver. Additional metal finishes are available, see options.		WAC WRC WIC WEC WHC WOC WAM WCM WWM WEW	WGW WBW WSW WNW WWP	TBCO TBSW TSTV TSMV TSLV TOBW WBO WMO WSO	GAC GIC GEC GHC GOC GAM GCM GWM GEW	GNW GSTV +10% GSLV +10% GWL	MAC MEC MHC MOC MGW MTW MSW MWL		
<b>3 Select an edge</b> <a href="#">View edge details</a>		NSS Bevel		NSS Bevel	NSS Bevel		NSS Bevel		
<b>4 Select hardware</b> <a href="#">View hardware details</a>		Hardware N/A		Hardware N/A	Hardware N/A		Hardware N/A		

## Product features.

- 2" thick end panel
- Angular silver metal sleigh base
- Half modesty
- Standard Silver Feet and Base (optional White, Black)

### NOTES

- K28 and K31 will not fit on 24" deep units w/ half modesty

## Options.

### ACCESSORIES

- K31: Center drawer - \$205
- K28: Articulating Keyboard w/ Mouse - \$390
- W17: Wire Mgmt. Cover, matches leg finish - \$80

### GROMMETS (STANDARD LOCATION)

Specify Color - \$50 ea.

- Black: TM30-C (Center)
- Silver: TM31-C (Center)
- White: TM34-C (Center)

### GROMMETS (NON-STANDARD LOCATION)

Provide drawing w/ Grommet Location and Specify Color - \$95 ea.

- Black: TM30-NS
- Silver: TM31-NS
- White: TM34-NS

### MODESTY

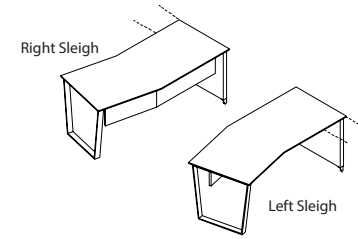
- DM: Delete half modesty - n/c
- HM45: SilverLuma frame/frost insert (half modesty) - \$415

### PREMIUM FINISH OPTION

- Specify foot metal finish color - \$160 per unit. Contact customer service
- MFB: Black, MFW: White

# NOT SO square office.

Conference Workstation Desks  
Angular Top With Sleigh Base



[View statement of line](#)

1 Select a model w" x d" x h"	weight	Standard Veneer Top Standard Veneer Chassis		Premium Veneer Top Premium Veneer Chassis		High Pressure Laminate Top Veneer Chassis		Thermally Fused Laminate Top Thermally Fused Laminate Chassis	
		<b>Left Sleigh leg</b> 84 x 30/36 x 29 72 x 30/36 x 29	180 155	NSS8436DC785W NSS7236DC785W	3774 3442	NSS8436DC785P NSS7236DC785P	4152 3787	NSS8436DC785G NSS7236DC785G	3774 3442
<b>Right Sleigh leg</b> 84 x 30/36 x 29 72 x 30/36 x 29	180 155	NSS8436DC784W NSS7236DC784W	3774 3442	NSS8436DC784P NSS7236DC784P	4152 3787	NSS8436DC784G NSS7236DC784G	3774 3442	NSS8436DC784M NSS7236DC784M	2583 2406
<b>2 Select a finish</b> <a href="#">View finish details</a>		WAC WRC WIC WEC WHC WOC WAM WCM WWW WEW	WGW WBW WSW WNW WWP	TBCO TBSW TSTV TSMV TSLV TOBW WBO WMO WSO		GAC GIC GEC GHC GOC GAM GCM GWM GEW	GNW GSTV +10% GSLV +10% GWL	MAC MEC MHC MOC MGW MTW MSW MWL	
<b>3 Select an edge</b> <a href="#">View edge details</a>		NSS Bevel		NSS Bevel		NSS Bevel		NSS Bevel	
<b>4 Select hardware</b> <a href="#">View hardware details</a>		Hardware N/A		Hardware N/A		Hardware N/A		Hardware N/A	

## Product features.

- 2" thick end panel with metal legs
- Angled half modesty
- Standard Silver Feet and Base (optional White, Black)

## Options.

### ACCESSORIES

- K31: Center drawer - \$205
- K28: Articulating Keyboard w/ Mouse - \$390
- W17: Wire Mgmt. Cover, matches leg finish - \$80

### GROMMETS (STANDARD LOCATION)

- Specify Color - \$50 ea.
- Black: TM30-C (Center)
  - Silver: TM31-C (Center)
  - White: TM34-C (Center)

### GROMMETS (NON-STANDARD LOCATION)

- Provide drawing w/ Grommet Location and Specify Color - \$95 ea.
- Black: TM30-NS
  - Silver: TM31-NS
  - White: TM34-NS

### MODESTY

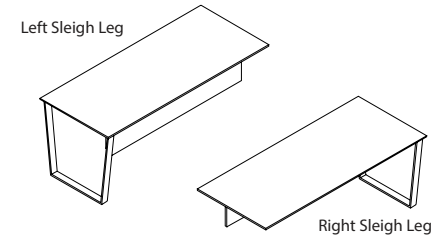
- DM: Delete half modesty - n/c

### PREMIUM FINISH OPTION







- Specify foot metal finish color - \$160 per unit. Contact customer service
- MFB: Black, MFW: White

# NOT SO square office.

Runoff Conference Workstation Desks  
Rectangle Runoff Desk With Sleigh Base



[View statement of line](#)

1 Select a model w" x d" x h"	weight	Standard Veneer Top Standard Veneer Chassis		Premium Veneer Top Premium Veneer Chassis		High Pressure Laminate Top Veneer Chassis		Thermally Fused Laminate Top Thermally Fused Laminate Chassis	
		<b>Right Sleigh Leg</b> 72 x 30 x 29 66 x 30 x 29 60 x 30 x 29 54 x 24 x 29 <b>Left Sleigh Leg</b> 72 x 30 x 29 66 x 30 x 29 60 x 30 x 29 54 x 24 x 29	95 85 75 70 95 85 75 70	NSS7230DR770W NSS6630DR770W NSS6030DR770W NSS5424DR770W NSS7230DR771W NSS6630DR771W NSS6030DR771W NSS5424DR771W	2903 2880 2858 1834 2903 2880 2858 1834	NSS7230DR770P NSS6630DR770P NSS6030DR770P NSS5424DR770P NSS7230DR771P NSS6630DR771P NSS6030DR771P NSS5424DR771P	3194 3168 3144 2018 3194 3168 3144 2018	NSS7230DR770G NSS6630DR770G NSS6030DR770G NSS5424DR770G NSS7230DR771G NSS6630DR771G NSS6030DR771G NSS5424DR771G	2903 2880 2858 1834 2903 2880 2858 1834
<b>2 Select a finish</b> <a href="#">View finish details</a>  <b>Metal finish</b> MFS Silver. Additional metal finishes are available, see options.	WAC WRC WIC WEC WHC WOC WAM WCM WWM WEW	WGW WBW WSW WNW WWP	TBCO TBSW TSTV TSMV TSLV TOBW WBO WMO WSO	GAC GIC GEC GHC GOC GAM GCM GWM GEW	GNW GSTV +10% GSLV +10% GWL	MAC MEC MHC MOC MGW MTW MSW MWL	 NSS Bevel	 NSS Bevel	Hardware N/A
<b>3 Select an edge</b> <a href="#">View edge details</a>	 NSS Bevel		 NSS Bevel	 NSS Bevel		 NSS Bevel			
<b>4 Select hardware</b> <a href="#">View hardware details</a>	Hardware N/A		Hardware N/A	Hardware N/A		Hardware N/A			

## Product features.

- Half modesty standard
- Standard Silver Base (optional White, Black)

### NOTES

- When Specifying Runoff Desk w/ Bench Credenzas, You Must: Specify Runoff Desk Bench Support.
- K28 and K31 will not fit on 24" deep units w/ half modesty
- Hooks to freestanding unit

## Options.

### ACCESSORIES

- K28: Articulating Keyboard w/ Mouse - \$390
- K31: Center Drawer - \$205
- W17: Wire Mgmt. Cover, matches leg finish - \$80

### BENCH SUPPORT

- 23BRL30: 30" Bench Support - "W" and "G" \$195 - "M" \$130
- 23BRL24: 24" Bench Support - "W" and "G" \$155 - "M" \$115

### GROMMETS (STANDARD LOCATION)

- Specify Color - \$50 ea.
- Black: TM30-C (Center)
  - Silver: TM31-C (Center)
  - White: TM34-C (Center)

### GROMMETS (NON-STANDARD LOCATION)

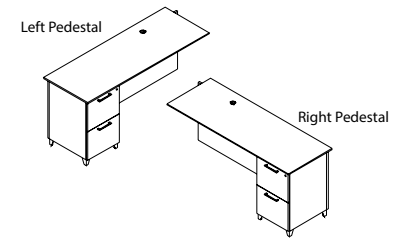
- Provide drawing w/ Grommet Location and Specify Color - \$95 ea.
- Black: TM30-NS
  - Silver: TM31-NS
  - White: TM34-NS

### MODESTY

- DM: Delete Half Modesty - n/c
- HM45: SilverLuma frame/frost insert (half modesty) - \$395 Premium Finish Option
- Specify foot metal finish color - \$160 per unit. Contact customer service
- MFB: Black, MFW: White

# NOT SO square office.

"L" Workstation Returns  
File/File



1 Select a model  
w" x d" x h"

weight	Standard Veneer Top Standard Veneer Chassis		Premium Veneer Top Premium Veneer Chassis		High Pressure Laminate Top Veneer Chassis		Thermally Fused Laminate Top Thermally Fused Laminate Chassis	
<b>Left Pedestal</b>								
60 x 22 x 29	160	NSS6022RE195W 2885	NSS6022RE195P 3174	NSS6022RE195G 2885	NSS6022RE195M 1574			
54 x 22 x 29	145	NSS5422RE195W 2868	NSS5422RE195P 3155	NSS5422RE195G 2868	NSS5422RE195M 1499			
48 x 22 x 29	135	NSS4822RE195W 2761	NSS4822RE195P 3038	NSS4822RE195G 2761	NSS4822RE195M 1440			
42 x 22 x 29	125	NSS4222RE195W 2723	NSS4222RE195P 2996	NSS4222RE195G 2723	NSS4222RE195M 1403			
<b>Right Pedestal</b>								
60 x 22 x 29	160	NSS6022RE196W 2885	NSS6022RE196P 3174	NSS6022RE196G 2885	NSS6022RE196M 1574			
54 x 22 x 29	145	NSS5422RE196W 2868	NSS5422RE196P 3155	NSS5422RE196G 2868	NSS5422RE196M 1499			
48 x 22 x 29	135	NSS4822RE196W 2761	NSS4822RE196P 3038	NSS4822RE196G 2761	NSS4822RE196M 1440			
42 x 22 x 29	125	NSS4222RE196W 2723	NSS4222RE196P 2996	NSS4222RE196G 2723	NSS4222RE196M 1403			

[View statement of line](#)

2 Select a finish  
[View finish details](#)

**Metal finish**  
MFS Silver. Additional metal finishes are available, see options.

WAC	WGW
WRC	WBW
WIC	WSW
WEC	WNW
WHC	WWP
WOC	
WAM	
WCM	
WWW	
WEW	

TBCO
TBSW
TSTV
TSMV
TSLV
TOBW
WBO
WMO
WSO


GAC	GNW
GIC	GSTV +10%
GEC	GSLV +10%
GHC	GWL
GOC	
GAM	
GCM	
GWM	
GEW	

MAC
MEC
MHC
MOC
MGW
MTW
MSW
MWL

3 Select an edge  
[View edge details](#)



4 Select hardware  
[View hardware details](#)



## Product features.

- All drawers lock
- Standard full fixed modesty panel
- Standard metal grommet matches pull finish
- Standard silver feet (optional White, Black)
- Soft close suspension drawer(s)

### NOTES

- Laminate version "M" standard w/ open plan back
- Returns with Grommets in top will automatically have wire channel and outfeed holes in back.
- Unit not designed for open plan use. Select OPB for Open Plan application
- Left pedestal gets right grommet
- Right pedestal gets left grommet

## Options.

### ACCESSORIES

- K28: Articulating Keyboard w/ Mouse - \$390

### DRAWER

- P6: Modify File/File to Box/Box/File - \$55 per pedestal
- P33: Wood Drawer Upgrade - \$45 per drawer
- P40W: extra Box/Box/File or File/File to Knee space - \$910
- P40M: extra Box/Box/File or File/File to Knee space - \$720
- WPD3061: Designer White - \$80 per pedestal

### FEET

- D8: Delete feet (extend fronts to floor) - n/c

### FLUSH CUT

- FC-L: Flush Unit Left (Facing) for Ganging - \$55
- FC-R: Flush Unit Right(Facing) for Ganging - \$55

### GROMMETS (NON-STANDARD LOCATION)

Provide drawing w/ Grommet Location and Specify Color - \$95 ea.

- Black: TM30-NS
- Silver: TM31-NS
- White: TM34-NS

### Modesty

- M34T: "W" "G" Style Drop Door Tech Modesty - \$130
- M34TM: "M" Style Drop Door Tech Modesty - \$130
- M51: Open Back Modesty with Wire Mgmt Rail - Deduct \$95
- Open Plan – Finished Back

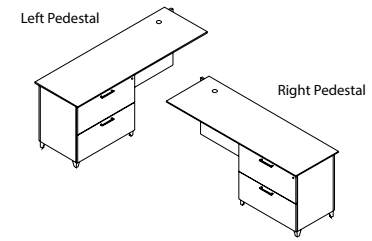
- OPB: "W" "G" Style - Modify Unit for Open Plan Application - \$295 Premium Finish Option

- Specify foot metal finish color - \$160 per unit. Contact customer service

- MFB: Black, MFW: White

# NOT SO square office.

"L" Workstation Returns  
Lateral File



1 Select a model w" x d" x h"	weight	Standard Veneer Top Standard Veneer Chassis		Premium Veneer Top Premium Veneer Chassis		High Pressure Laminate Top Veneer Chassis		Thermally Fused Laminate Top Thermally Fused Laminate Chassis	
		<b>Left Pedestal</b>							
72 x 22 x 29	200	NSS7222RE187W	3065	NSS7222RE187P	3372	NSS7222RE187G	3065	NSS7222RE187M	1839
66 x 22 x 29	190	NSS6622RE187W	3037	NSS6622RE187P	3341	NSS6622RE187G	3037	NSS6622RE187M	1766
60 x 22 x 29	180	NSS6022RE187W	2992	NSS6022RE187P	3292	NSS6022RE187G	2992	NSS6022RE187M	1693
54 x 22 x 29	170	NSS5422RE187W	2965	NSS5422RE187P	3262	NSS5422RE187G	2965	NSS5422RE187M	1624
<b>Right Pedestal</b>									
72 x 22 x 29	200	NSS7222RE188W	3065	NSS7222RE188P	3372	NSS7222RE188G	3065	NSS7222RE188M	1839
66 x 22 x 29	190	NSS6622RE188W	3037	NSS6622RE188P	3341	NSS6622RE188G	3037	NSS6622RE188M	1766
60 x 22 x 29	180	NSS6022RE188W	2992	NSS6022RE188P	3292	NSS6022RE188G	2992	NSS6022RE188M	1693
54 x 22 x 29	170	NSS5422RE188W	2965	NSS5422RE188P	3262	NSS5422RE188G	2965	NSS5422RE188M	1624
48 x 22 x 29	165	NSS4822RE188W	2891	NSS4822RE188P	3181	NSS4822RE188G	2891	NSS4822RE188M	1572

2 Select a finish	WAC		WGW	TBCO	GAC	GNW	MAC
<i>View finish details</i>	WRC	WBW	TBSW	GIC	GSTV +10%	MEC	
<b>Metal finish</b>	WIC	WSW	TSTV	GEC	GSLV +10%	MHC	
MFS Silver. Additional metal finishes are available, see options.	WEC	WNW	TSMV	GHC	GWL	MOC	
	WHC	WWP	TSLV	GOC		MGW	
	WOC		TOBV	GAM		MTW	
	WAM		WBO	GCM		MSW	
	WCM		WMO	GWM		MWL	
	WWW		WSO	GEW			
	WEW						

3 Select a edge	NSS Bevel		NSS Bevel		NSS Bevel	
<i>View edge details</i>						

4 Select hardware	PL-115 Matte Black PL-116 Matte Nickel		PL-210 Anodized Aluminum		PL-115 Matte Black PL-116 Matte Nickel		PL-210 Anodized Aluminum		PL-115 Matte Black PL-116 Matte Nickel		PL-210 Anodized Aluminum	
<i>View hardware details</i>												
				"W"/"G"				"W"/"G"				"W"/"G"

[View statement of line](#)

## Product features.

- Full modesty panel
- Full extension drawers - locking
- Standard metal grommet matches pull finish
- Soft close suspension drawer(s)
- Standard Silver Feet (optional White, Black)

### NOTES

- Keyboard not available on noted 48" /54" units. Returns with Grommets in top will automatically have wire channel and outfeed holes in back.
- Laminate version "M" standard w/ open plan back
- Unit not designed for open plan use. Select OPB for Open Plan application
- Left pedestal gets right grommet
- Right pedestal gets left grommet

## Options.

### ACCESSORIES

- K28: Articulating Keyboard w/ Mouse - \$390

### DRAWER

- P33: Wood Drawer Upgrade - \$45 per drawer
- P40W: extra Box/Box/File or File/File to Knee space - \$910
- P40M: extra Box/Box/File or File/File to Knee space - \$720
- WPD3061: Designer White - \$80 per pedestal

### FEET

- D8: Delete feet (extend fronts to floor) - n/c

### FLUSH CUT

- FC-L: Flush Unit Left (Facing) for Ganging - \$55
- FC-R: Flush Unit Right(Facing) for Ganging - \$55

### GROMMETS (NON-STANDARD LOCATION)

Provide drawing w/ Grommet Location and Specify Color - \$95 ea.

- Black: TM30-NS
- Silver: TM31-NS
- White: TM34-NS

### Modesty

- M34T: "W" "G" Style Drop Door Tech Modesty - \$130
- M34TM: "M" Style Drop Door Tech Modesty - \$130
- M51: Open Back Modesty with Wire Mgmt Rail - Deduct \$95
- Open Plan - Finished Back
- OPB: "W" "G" Style - Modify Unit for Open Plan Application - \$295

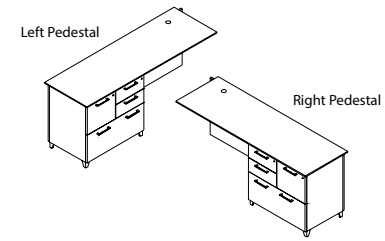
### Premium Finish Option

- Specify foot metal finish color - \$160 per unit. Contact customer service
- MFB: Black, MFW: White



# NOT SO square office.

"L" Workstation Returns  
Multi-File



1 Select a model w" x d" x h"	weight	Standard Veneer Top Standard Veneer Chassis		Premium Veneer Top Premium Veneer Chassis		High Pressure Laminate Top Veneer Chassis		Thermally Fused Laminate Top Thermally Fused Laminate Chassis	
		<b>Left Pedestal</b>							
72 x 22 x 29	200	NSS7222RE218W	3149	NSS7222RE218P	3464	NSS7222RE218G	3149	NSS7222RE218M	1943
66 x 22 x 29	190	NSS6622RE218W	3122	NSS6622RE218P	3435	NSS6622RE218G	3122	NSS6622RE218M	1870
60 x 22 x 29	180	NSS6022RE218W	3077	NSS6022RE218P	3385	NSS6022RE218G	3077	NSS6022RE218M	1796
54 x 22 x 29	170	NSS5422RE218W	3049	NSS5422RE218P	3354	NSS5422RE218G	3049	NSS5422RE218M	1731
48 x 22 x 29	165	NSS4822RE218W	2975	NSS4822RE218P	3273	NSS4822RE218G	2975	NSS4822RE218M	1678
<b>Right Pedestal</b>									
72 x 22 x 29	200	NSS7222RE219W	3149	NSS7222RE219P	3464	NSS7222RE219G	3149	NSS7222RE219M	1943
66 x 22 x 29	190	NSS6622RE219W	3122	NSS6622RE219P	3435	NSS6622RE219G	3122	NSS6622RE219M	1870
60 x 22 x 29	180	NSS6022RE219W	3077	NSS6022RE219P	3385	NSS6022RE219G	3077	NSS6022RE219M	1796
54 x 22 x 29	170	NSS5422RE219W	3049	NSS5422RE219P	3354	NSS5422RE219G	3049	NSS5422RE219M	1731
48 x 22 x 29	165	NSS4822RE219W	2975	NSS4822RE219P	3273	NSS4822RE219G	2975	NSS4822RE219M	1678

2 Select a finish	WAC		WGW	TBCO	GAC	GNW	MAC
<i>View finish details</i>	WRC	WBW		TBSW	GIC	GSTV +10%	MEC
<b>Metal finish</b>	WIC	WSW		TSTV	GEC	GSLV +10%	MHC
MFS Silver. Additional metal finishes are available, see options.	WEC	WNW		TSMV	GHC	GWL	MOC
	WHC	WWP		TSLV	GOC		MGW
	WOC			TOBW	GAM		MTW
	WAM			WBO	GCM		MSW
	WCM			WMO	GWM		MWL
	WWW			WSO	GEW		
	WEW						

3 Select a edge	NSS Bevel		NSS Bevel		NSS Bevel	
<i>View edge details</i>						

4 Select hardware	PL-115 Matte Black PL-116 Matte Nickel		PL-210 Anodized Aluminum		PL-115 Matte Black PL-116 Matte Nickel		PL-210 Anodized Aluminum		PL-115 Matte Black PL-116 Matte Nickel		PL-210 Anodized Aluminum	
<i>View hardware details</i>												
	PL-260 Anodized Aluminum PL-261 White		Finger Pull "W"/"G"		PL-260 Anodized Aluminum PL-261 White		Finger Pull "W"/"G"		PL-260 Anodized Aluminum PL-261 White		Finger Pull "W"/"G"	

View statement of line

## Product features.

- Full modesty panel
- Full extension drawers - locking
- Pedestal is 31" W
- Soft close suspension drawer(s)
- Standard metal grommet matches pull finish
- Standard Silver Feet (optional White, Black)

### NOTES

- Keyboard not available on noted 48" /54" units. Returns with Grommets in top will automatically have wire channel and outfeed holes in back.
- Laminate version "M" standard w/ open plan back
- Unit not designed for open plan use. Select OPB for Open Plan application
- Left pedestal gets right grommet
- Right pedestal gets left grommet

## Options.

### ACCESSORIES

- K28: Articulating Keyboard w/ Mouse - \$390

### DRAWER

- P33: Wood Drawer Upgrade - \$45 per drawer
- P40W: extra Box/Box/File or File/File to Knee space - \$910
- P40M: extra Box/Box/File or File/File to Knee space - \$720
- WPD3061: Designer White - \$80 per pedestal

### FEET

- D8: Delete feet (extend fronts to floor) - n/c

### FLUSH CUT

- FC-B: Flush Unit Both Sides(Facing) for Ganging - \$55
- FC-L: Flush Unit Left (Facing) for Ganging - \$55
- FC-R: Flush Unit Right(Facing) for Ganging - \$55

### GROMMETS (NON-STANDARD LOCATION)

Provide drawing w/ Grommet Location and Specify Color - \$95 ea.

- Black: TM30-NS
- Silver: TM31-NS
- White: TM34-NS

### Modesty

- M34T: "W" "G" Style Drop Door Tech Modesty - \$130
- M34TM: "M" Style Drop Door Tech Modesty - \$130
- M51: Open Back Modesty with Wire Mgmt Rail - Deduct \$95

### Open Plan – Finished Back

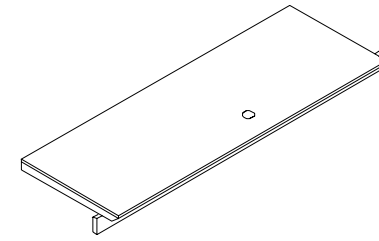
- OPB: "W" "G" Style - Modify Unit for Open Plan Application - \$295

### Premium Finish Option

- Specify foot metal finish color - \$160 per unit. Contact customer service
- MFB: Black, MFW: White

# NOT SO square office.

Workstation Bridges  
Open Back Bridge



1 Select a model w" x d" x h"	weight	Standard Veneer Top Standard Veneer Chassis		Premium Veneer Top Premium Veneer Chassis		High Pressure Laminate Top Veneer Chassis		Thermally Fused Laminate Top Thermally Fused Laminate Chassis	
		48 x 22 x 29	55	NSS4822BR151W	608	NSS4822BR151P	669	NSS4822BR151G	608
42 x 22 x 29	391	NSS4222BR151W	574	NSS4222BR151P	632	NSS4222BR151G	574	NSS4222BR151M	484
36 x 22 x 29	363	NSS3622BR151W	546	NSS3622BR151P	601	NSS3622BR151G	546	NSS3622BR151M	449

2 Select a finish <i>View finish details</i>	Standard Veneer Top		Premium Veneer Top		High Pressure Laminate Top		Thermally Fused Laminate Top	
	<i>View finish details</i>	WAC	WGW	TBCO	GAC	GNW	MAC	MEC
	WRC	WBW	TBSW	GIC	GSTV +10%	MHC	MOC	
	WIC	WSW	TSTV	GEC	GSLV +10%	MGW	MTW	
	WEC	WNW	TSMV	GHC	GWL	MSW	MWL	
	WHC	WWP	TSLV	GOC				
	WOC		TOBW	GAM				
	WAM		WBO	GCM				
	WCM		WMO	GWM				
	WWW		WSO	GEW				
	WEW							

3 Select an edge <i>View edge details</i>	Standard Veneer Top		Premium Veneer Top		High Pressure Laminate Top		Thermally Fused Laminate Top	
	<i>View edge details</i>	NSS Bevel		NSS Bevel		NSS Bevel		NSS Bevel

4 Select hardware <i>View hardware details</i>	Standard Veneer Top		Premium Veneer Top		High Pressure Laminate Top		Thermally Fused Laminate Top	
	<i>View hardware details</i>	Hardware N/A		Hardware N/A		Hardware N/A		Hardware N/A

*View statement of line*

## Product features.

- Metal grommet matches pull finish
- Standard open back 4" wire management rail

## Options.

### ACCESSORIES

- K28: Articulating Keyboard w/ Mouse - \$390
- K31: Center Drawer - \$205

### GROMMETS (NON-STANDARD LOCATION)

Provide drawing w/ Grommet Location and Specify Color - \$95 ea.

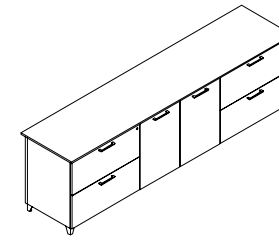
- Black: TM30-NS
- Silver: TM31-NS
- White: TM34-NS

### MODESTY

- M34T: "W" "G" Style Drop Door Tech Modesty - \$130
- M34TM: "M" Style Drop Door Tech Modesty - \$130
- M37: "W" "G" Style Fixed Full Modesty - \$130
- M37M: "M" Style Fixed Full Modesty - \$80

# NOT SO square office.

Freestanding Lateral File Credenzas  
Lateral File/Storage



1 Select a model w" x d" x h"	weight	Standard Veneer Top Standard Veneer Chassis		Premium Veneer Top Premium Veneer Chassis		High Pressure Laminate Top Veneer Chassis		Thermally Fused Laminate Top Thermally Fused Laminate Chassis	
		95 x 22 x 29	350	NSS9522CA651W	4467	NSS9522CA651P	4914	NSS9522CA651G	4467
89 x 22 x 29	330	NSS8922CA651W	4398	NSS8922CA651P	4838	NSS8922CA651G	4398	NSS8922CA651M	3324

2 Select a finish View finish details	Metal finish MFS Silver. Additional metal finishes are available, see options.		TBCO TBSW TSTV TSMV TSLV TOBW WBO WMO WSO	GAC GIC GEC GHC GOC GAM GCM GWM GEW	GNW GSTV +10% GSLV +10% GWL	MAC MEC MHC MOC MGW MTW MSW MWL
	WAC WRC WIC WEC WHC WOC WAM WCM WWW WEW	WGWW WBW WSW WNW WWP				

3 Select an edge View edge details	NSS Bevel		NSS Bevel		NSS Bevel		NSS Bevel	

4 Select hardware View hardware details	PL-115 Matte Black PL-116 Matte Nickel		PL-210 Anodized Aluminum		PL-115 Matte Black PL-116 Matte Nickel		PL-210 Anodized Aluminum		PL-115 Matte Black PL-116 Matte Nickel		PL-210 Anodized Aluminum	

View statement of line

## Product features.

- Full height storage has black laminate adjustable shelf
- Full extension drawers - locking
- Soft close suspension drawer(s)
- Standard Silver Feet (optional White, Black)

### NOTES

- Unit not designed for open plan use. Select OPB for Open Plan application

## Options.

### DOOR

- D2: Door Lock per door set - \$100
- D6A: "W"/"G" Styles - Delete Doors and replace black laminate shelf with finished shelf - n/c
- D9SC: Soft Close Door Hinges - \$20 per door

### DRAWER

- P33: Wood Drawer Upgrade - \$45 per drawer
- WPD3061: Designer White - \$80 per pedestal

### FEET

- D8: Delete feet (extend fronts to floor) - n/c

### FLUSH CUT

- FC-B: Flush Unit Both Sides(Facing) for Ganging - \$55
- FC-L: Flush Unit Left (Facing) for Ganging - \$55
- FC-R: Flush Unit Right(Facing) for Ganging - \$55

### GROMMETS (STANDARD LOCATION)

- Specify Color and Location (Right/Left/Center) - \$50 ea.
- Black: TM30-R (Right), TM30-L (Left), TM30-C (Center)
- Silver: TM31-R (Right), TM31-L (Left), TM31-C (Center)
- White: TM34-R (Right), TM34-L (Left), TM34-C (Center)

### Grommets (Non-Standard Location)

- Provide drawing w/ Grommet Location and Specify Color - \$95 ea.
- Black: TM30-NS
- Silver: TM31-NS
- White: TM34-NS

### Open Plan - Finished Back

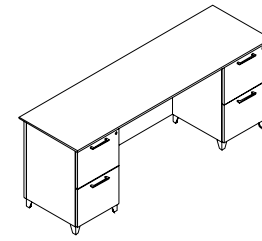
- OPB: "W" "G" Style - Modify Unit for Open Plan Application - \$295 Shelf
- S714F: Heavy Duty Lumber 1" Shelves - \$80 per shelf ("M" Styles - n/a)

### Premium Finish Option

- Specify foot metal finish color - \$160 per unit. Contact customer service
- MFB: Black, MFW: White

# NOT SO square office.

File Credenzas  
File/File/Kneespace



**1 Select a model**  
w" x d" x h"

weight	Standard Veneer Top		Premium Veneer Top		High Pressure Laminate Top		Thermally Fused Laminate Top				
	Standard Veneer Chassis		Premium Veneer Chassis		Veneer Chassis		Thermally Fused Laminate Chassis				
84 x 22 x 29	240	NSS8422CA054W 3560	NSS8422CA054P 3916	NSS8422CA054G 3560	NSS8422CA054M 2345	72 x 22 x 29	220	NSS7222CA054W 3296	NSS7222CA054P 3626	NSS7222CA054G 3296	NSS7222CA054M 2192
66 x 24 x 29	210	NSS6622CA054W 3261	NSS6622CA054P 3588	NSS6622CA054G 3261	NSS6622CA054M 2150	60 x 24 x 29	200	NSS6022CA054W 3229	NSS6022CA054P 3552	NSS6022CA054G 3229	NSS6022CA054M 2118

[View statement of line](#)

**2 Select a finish**  
[View finish details](#)

**Metal finish**  
MFS Silver. Additional metal finishes are available, see options.

WAC	WGW
WRC	WBW
WIC	WSW
WEC	WNW
WHC	WWP
WOC	
WAM	
WCM	
WWW	
WEW	

**3 Select an edge**  
[View edge details](#)

	NSS Bevel
--	-----------

TBCO	GAC	GNW	MAC
TBSW	GIC	GSTV +10%	MEC
TSTV	GEC	GSLV +10%	MHC
TSMV	GHC	GWL	MOC
TSLV	GOC		MGW
TOBW	GAM		MTW
WBO	GCM		MSW
WMO	GWM		MWL
WSO	GEW		

**3 Select an edge**  
[View edge details](#)

	NSS Bevel
--	-----------

MAC	
MEC	
MHC	
MOC	
MGW	
MTW	
MSW	
MWL	

**3 Select an edge**  
[View edge details](#)

	NSS Bevel
--	-----------

**4 Select hardware**  
[View hardware details](#)

	PL-115 Matte Black PL-116 Matte Nickel
	PL-210 Anodized Aluminum
	PL-260 Anodized Aluminum PL-261 White
	Finger Pull "W"/"G"

	PL-115 Matte Black PL-116 Matte Nickel
	PL-210 Anodized Aluminum
	PL-260 Anodized Aluminum PL-261 White
	Finger Pull "W"/"G"

	PL-115 Matte Black PL-116 Matte Nickel
	PL-210 Anodized Aluminum
	PL-260 Anodized Aluminum PL-261 White
	Finger Pull "W"/"G"

	PL-115 Matte Black PL-116 Matte Nickel
	PL-210 Anodized Aluminum
	PL-260 Anodized Aluminum PL-261 White
	Finger Pull "W"/"G"

## Product features.

- Full modesty back
- Full extension drawers - locking
- Soft close suspension drawer(s)
- Standard Silver Feet (optional White, Black)

### NOTES

- If a grommet is located in top surface over open knee space, an out-feed hole will be provided in modesty panel
- Unit not designed for open plan use. Select OPB for Open Plan application

## Options.

### ACCESSORIES

- K28: Articulating Keyboard w/ Mouse - \$390

### DRAWER

- P6: Modify File/File to Box/Box/File - \$55 per pedestal
- P33: Wood Drawer Upgrade - \$45 per drawer
- WPD3061: Designer White - \$80 per pedestal

### FEET

- D8: Delete feet (extend fronts to floor) - n/c

### FLUSH CUT

- FC-B: Flush Unit Both Sides(Facing) for Ganging - \$55
- FC-L: Flush Unit Left (Facing) for Ganging - \$55
- FC-R: Flush Unit Right(Facing) for Ganging - \$55

### GROMMETS (STANDARD LOCATION)

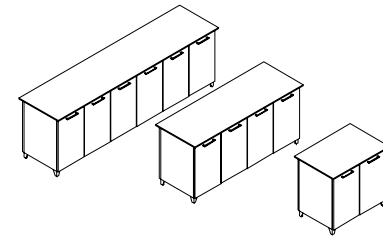
- Specify Color - \$50 ea.
- Black: TM30-C (Center)
- Silver: TM31-C (Center)
- White: TM34-C (Center)
- Grommets (Non-Standard Location)
- Provide drawing w/ Grommet Location and Specify Color - \$95 ea.
- Black: TM30-NS
- Silver: TM31-NS
- White: TM34-NS

### Modesty

- M34T: "W" "G" Style Drop Door Tech Modesty - \$130
- M34TM: "M" Style Drop Door Tech Modesty - \$130
- M51: Open Back Modesty with Wire Mgmt Rail - Deduct \$95
- Open Plan - Finished Back
- OPB: "W" "G" Style - Modify Unit for Open Plan Application - \$295
- Premium Finish Option
- Specify foot metal finish color - \$160 per unit. Contact customer service
- MFB: Black, MFW: White

# NOT SO square office.

Freestanding Storage Credenzas  
Storage



[View statement of line](#)

1 Select a model w" x d" x h"	weight	Standard Veneer Top Standard Veneer Chassis		Premium Veneer Top Premium Veneer Chassis		High Pressure Laminate Top Veneer Chassis		Thermally Fused Laminate Top Thermally Fused Laminate Chassis	
		<b>3 Section</b> 95 x 22 x 29 89 x 22 x 29 <b>2 Section</b> 72 x 22 x 29 60 x 22 x 29 <b>1 Section</b> 37 x 22 x 29 31 x 22 x 29	325 300 275 250 145 135	NSS9522CA125W NSS8922CA125W NSS7222CA125W NSS6022CA125W NSS3722CA125W NSS3122CA125W	4302 4230 3454 3353 1846 1744	NSS9522CA125P NSS8922CA125P NSS7222CA125P NSS6022CA125P NSS3722CA125P NSS3122CA125P	4733 4653 3800 3689 2031 1919	NSS9522CA125G NSS8922CA125G NSS7222CA125G NSS6022CA125G NSS3722CA125G NSS3122CA125G	4302 4230 3454 3353 1846 1744

2 Select a finish <a href="#">View finish details</a>	Metal finish MFS Silver. Additional metal finishes are available, see options.		TBCO TBSW TSTV TSMV TSLV TOBW WBO WMO WSO	GAC GIC GEC GHC GOC GAM GCM GWM GEW	GNW GSTV +10% GSLV +10% GWL	MAC MEC MHC MOC MGW MTW MSW MWL
	WAC WRC WIC WEC WHC WOC WAM WCM WWW WEW	WGW WBW WSW WNW WWP				

3 Select a edge <a href="#">View edge details</a>	NSS Bevel		NSS Bevel		NSS Bevel	

4 Select hardware <a href="#">View hardware details</a>	PL-115 Matte Black PL-116 Matte Nickel		PL-210 Anodized Aluminum		PL-115 Matte Black PL-116 Matte Nickel		PL-210 Anodized Aluminum		PL-115 Matte Black PL-116 Matte Nickel		PL-210 Anodized Aluminum	

## Product features.

- Full height storage has 1 adjustable black laminate shelf per section
- Standard Silver Feet (optional White, Black)

### NOTES

- Unit not designed for open plan use. Select OPB for Open Plan application

## Options.

### DOOR

- D2: Door lock (only available in panel door) - \$100 per door set
- D6A: "W"/"G" Styles - Delete Doors and replace black laminate shelf with finished shelf - n/c
- D9SC: Soft Close Door Hinges - \$20 per door
- WPD3061: Designer White - \$80 per door

### FEET

- D8: Delete feet (extend fronts to floor) - n/c

### FLUSH CUT

- FC-B: Flush Unit Both Sides(Facing) for Ganging - \$55
- FC-L: Flush Unit Left (Facing) for Ganging - \$55
- FC-R: Flush Unit Right(Facing) for Ganging - \$55

### GROMMETS (STANDARD LOCATION)

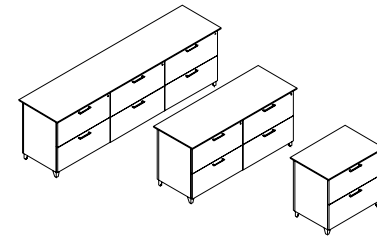
- Specify Color and Location (Right/Left/Center) - \$50 ea.
- Black: TM30-R (Right), TM30-L (Left), TM30-C (Center)
  - Silver: TM31-R (Right), TM31-L (Left), TM31-C (Center)
  - White: TM34-R (Right), TM34-L (Left), TM34-C (Center)

### GROMMETS (NON-STANDARD LOCATION)

- Provide drawing w/ Grommet Location and Specify Color - \$95 ea.
- Black: TM30-NS
  - Silver: TM31-NS
  - White: TM34-NS
- Grommets (Vertical Surface)  
Standard Location - \$50 ea.
- Black Plastic Vertical Surface: TM50-C (Bottom Center)
- Non-Standard Location - \$95 ea.
- Black Plastic Vertical Surface: TM50-NS
- Open Plan – Finished Back
- OPB: "W" "G" Style - Modify Unit for Open Plan Application - \$295 Premium Finish Option
  - Specify foot metal finish color - \$160 per unit. Contact customer service
  - MFB: Black, MFW: White

# NOT SO square office.

Freestanding Lateral File Credenzas  
Horizontal Lateral File



[View statement of line](#)

1 Select a model w" x d" x h"	weight	Standard Veneer Top Standard Veneer Chassis		Premium Veneer Top Premium Veneer Chassis		High Pressure Laminate Top Veneer Chassis		Thermally Fused Laminate Top Thermally Fused Laminate Chassis	
		<b>6 Drawer</b>							
95 x 22 x 29	370	NSS9522CA104W	4545	NSS9522CA104P	5000	NSS9522CA104G	4545	NSS9522CA104M	3425
89 x 22 x 29	350	NSS8922CA104W	4482	NSS8922CA104P	4931	NSS8922CA104G	4482	NSS8922CA104M	3392
<b>4 Drawer</b>									
72 x 22 x 29	315	NSS7222CA104W	3611	NSS7222CA104P	3973	NSS7222CA104G	3611	NSS7222CA104M	2597
60 x 22 x 29	275	NSS6022CA104W	3510	NSS6022CA104P	3861	NSS6022CA104G	3510	NSS6022CA104M	2525
<b>2 Drawer</b>									
43 x 22 x 29	175	NSS4322CA104W	2104	NSS4322CA104P	2315	NSS4322CA104G	2104	NSS4322CA104M	1642
37 x 22 x 29	160	NSS3722CA104W	1919	NSS3722CA104P	2111	NSS3722CA104G	1919	NSS3722CA104M	1519
31 x 22 x 29	150	NSS3122CA104W	1846	NSS3122CA104P	2031	NSS3122CA104G	1846	NSS3122CA104M	1477

2 Select a finish <a href="#">View finish details</a>	Metal finish MFS Silver. Additional metal finishes are available, see options.		TBCO TBSW TSTV TSMV TSLV TOBW WBO WMO WSO	GAC GIC GEC GHC GOC GAM GCM GWM GEW	GNW GSTV +10% GSLV +10% GWL	MAC MEC MHC MOC MGW MTW MSW MWL
		WAC WRC WIC WEC WHC WOC WAM WCM WWW WEW				

3 Select a edge <a href="#">View edge details</a>	NSS Bevel		NSS Bevel		NSS Bevel	

4 Select hardware <a href="#">View hardware details</a>	PL-115 Matte Black PL-116 Matte Nickel		PL-210 Anodized Aluminum		PL-115 Matte Black PL-116 Matte Nickel		PL-210 Anodized Aluminum		PL-115 Matte Black PL-116 Matte Nickel		PL-210 Anodized Aluminum	
	PL-260 Anodized Aluminum PL-261 White	Finger Pull "W"/"G"	PL-260 Anodized Aluminum PL-261 White	Finger Pull "W"/"G"	PL-260 Anodized Aluminum PL-261 White	Finger Pull "W"/"G"	PL-260 Anodized Aluminum PL-261 White	Finger Pull "W"/"G"	PL-260 Anodized Aluminum PL-261 White	Finger Pull "W"/"G"	PL-260 Anodized Aluminum PL-261 White	Finger Pull "W"/"G"

## Product features.

- Anti-tip safety feature (31"-72")
- Full extension drawers - locking
- Soft close suspension drawer(s)
- Standard Silver Feet (optional White, Black)

### NOTES

- Unit not designed for open plan use. Select OPB for Open Plan application

## Options.

### DRAWER

- P33: Wood Drawer Upgrade - \$45 per drawer
- WPD3061: Designer White - \$80 per pedestal

### FEET

- D8: Delete feet (extend fronts to floor) - n/c

### FLUSH CUT

- FC-B: Flush Unit Both Sides(Facing) for Ganging - \$55
- FC-L: Flush Unit Left (Facing) for Ganging - \$55
- FC-R: Flush Unit Right(Facing) for Ganging - \$55

### OPEN PLAN – FINISHED BACK

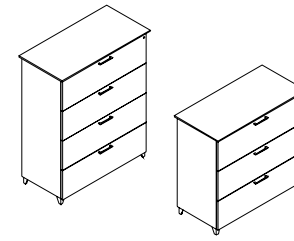
- OPB: "W" "G" Style - Modify Unit for Open Plan Application - \$295

### PREMIUM FINISH OPTION

- Specify foot metal finish color - \$160 per unit. Contact customer service
- MFB: Black, MFW: White

# NOT SO square office.

Freestanding Lateral File Credenzas  
Vertical Lateral File



[View statement of line](#)

1 Select a model w" x d" x h"	weight	Standard Veneer Top Standard Veneer Chassis		Premium Veneer Top Premium Veneer Chassis		High Pressure Laminate Top Veneer Chassis		Thermally Fused Laminate Top Thermally Fused Laminate Chassis	
		<b>4 Drawer</b> 43 x 22 x 54 37 x 22 x 54 31 x 22 x 54 <b>3 Drawer</b> 43 x 22 x 42 37 x 22 x 42 31 x 22 x 42	290 270 245 255 235 215	NSS4322FI111W NSS3722FI111W NSS3122FI111W NSS4322FI112W NSS3722FI112W NSS3122FI112W	3858 3645 3510 3588 3386 3261	NSS4322FI111P NSS3722FI111P NSS3122FI111P NSS4322FI112P NSS3722FI112P NSS3122FI112P	4244 4010 3861 3947 3725 3588	NSS4322FI111G NSS3722FI111G NSS3122FI111G NSS4322FI112G NSS3722FI112G NSS3122FI112G	3858 3645 3510 3588 3386 3261

2 Select a finish <a href="#">View finish details</a>	Metal finish MFS Silver. Additional metal finishes are available, see options.		TBCO TBSW TSTV TSMV TSLV TOBW WBO WMO WSO	GAC GIC GEC GHC GOC GAM GCM GWM GEW	GNW GSTV +10% GSLV +10% GWL	MAC MEC MHC MOC MGW MTW MSW MWL
	WAC WRC WIC WEC WHC WOC WAM WCM WWM WEW	WGW WBW WSW WNW WWP				

3 Select a edge <a href="#">View edge details</a>	NSS Bevel		NSS Bevel		NSS Bevel	

4 Select hardware <a href="#">View hardware details</a>	PL-115 Matte Black PL-116 Matte Nickel		PL-210 Anodized Aluminum		PL-115 Matte Black PL-116 Matte Nickel		PL-210 Anodized Aluminum		PL-115 Matte Black PL-116 Matte Nickel		PL-210 Anodized Aluminum	

## Product features.

- Anti-tip safety feature
- Full extension drawers - locking
- Soft close suspension drawer(s)
- Standard Silver Feet (optional White, Black)

### NOTES

- Unit not designed for open plan use. Select OPB for Open Plan application

## Options.

### DRAWER

- P33: Wood Drawer Upgrade - \$45 per drawer
- WPD3061: Designer White - \$80 per pedestal

### FEET

- D8: Delete feet (extend fronts to floor) - n/c

### FLUSH CUT

- FC-B: Flush Unit Both Sides(Facing) for Ganging - \$55
- FC-L: Flush Unit Left (Facing) for Ganging - \$55
- FC-R: Flush Unit Right(Facing) for Ganging - \$55

### OPEN PLAN – FINISHED BACK

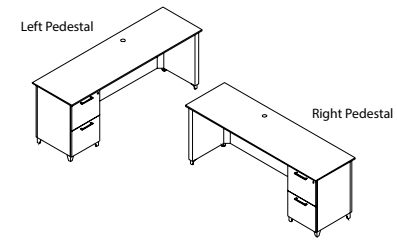
- OPB: "W" "G" Style - Modify Unit for Open Plan Application - \$295

### PREMIUM FINISH OPTION

- Specify foot metal finish color - \$160 per unit. Contact customer service
- MFB: Black, MFW: White

# NOT SO square office.

Workstation Credenzas  
File/File



1 Select a model  
w" x d" x h"

weight	Standard Veneer Top Standard Veneer Chassis		Premium Veneer Top Premium Veneer Chassis		High Pressure Laminate Top Veneer Chassis		Thermally Fused Laminate Top Thermally Fused Laminate Chassis	
<b>Left Pedestal</b>								
89 x 22 x 29	220	NSS8922CA086W 3442	NSS8922CA086P 3787	NSS8922CA086G 3442	NSS8922CA086M 2191			
84 x 22 x 29	210	NSS8422CA086W 3386	NSS8422CA086P 3725	NSS8422CA086G 3386	NSS8422CA086M 2043			
72 x 22 x 29	200	NSS7222CA086W 3127	NSS7222CA086P 3440	NSS7222CA086G 3127	NSS7222CA086M 1892			
66 x 22 x 29	190	NSS6622CA086W 3094	NSS6622CA086P 3404	NSS6622CA086G 3094	NSS6622CA086M 1844			
<b>Right Pedestal</b>								
89 x 22 x 29	220	NSS8922CA087W 3442	NSS8922CA087P 3787	NSS8922CA087G 3442	NSS8922CA087M 2191			
84 x 22 x 29	210	NSS8422CA087W 3386	NSS8422CA087P 3725	NSS8422CA087G 3386	NSS8422CA087M 2043			
72 x 22 x 29	200	NSS7222CA087W 3127	NSS7222CA087P 3440	NSS7222CA087G 3127	NSS7222CA087M 1892			
66 x 22 x 29	190	NSS6622CA087W 3094	NSS6622CA087P 3404	NSS6622CA087G 3094	NSS6622CA087M 1844			

View statement of line

2 Select a finish  
View finish details

Metal finish  
MFS Silver. Additional metal finishes are available, see options.

WAC	WGW
WRC	WBW
WIC	WSW
WEC	WNW
WHC	WWP
WOC	
WAM	
WCM	
WWW	
WEW	

3 Select a edge  
View edge details



TBCO
TBSW
TSTV
TSMV
TSLV
TOBW
WBO
WMO
WSO



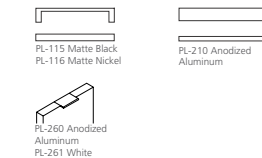
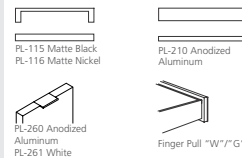
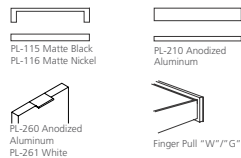
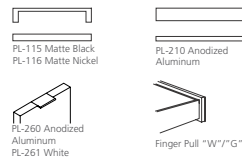
GAC	GNW
GIC	GSTV +10%
GEC	GSLV +10%
GHC	GWL
GOC	
GAM	
GCM	
GWM	
GEW	



MAC
MEC
MHC
MOC
MGW
MTW
MSW
MWL



4 Select hardware  
View hardware details



## Product features.

- Full modesty back
- Full extension drawers - locking
- Outfeed hole standard in back of credenza
- Soft close suspension drawer(s)
- Standard metal grommet matches pull finish
- Standard Silver Feet (optional White, Black)

### NOTES

- Laminated version "M" standard w/ open plan back
- Unit not designed for open plan use. Select OPB for Open Plan application

## Options.

### ACCESSORIES

- K28: Articulating Keyboard w/ Mouse - \$390

### DRAWER

- P6: Modify File/File to Box/Box/File - \$55 per pedestal
- P33: Wood Drawer Upgrade - \$45 per drawer
- P40W: extra Box/Box/File or File/File to Knee space - \$910
- P40M: extra Box/Box/File or File/File to Knee space - \$720
- WPD3061: Designer White - \$80 per door

### FEET

- D8: Delete feet (extend fronts to floor) - n/c

### FLUSH CUT

- FC-B: Flush Unit Both Sides(Facing) for Ganging - \$55
- FC-L: Flush Unit Left (Facing) for Ganging - \$55
- FC-R: Flush Unit Right(Facing) for Ganging - \$55

### GROMMETS (NON-STANDARD LOCATION)

Provide drawing w/ Grommet Location and Specify Color - \$95 ea.

- Black: TM30-NS
- Silver: TM31-NS
- White: TM34-NS

### Modesty

- M34T: "W" "G" Style Drop Door Tech Modesty - \$130
- M34TM: "M" Style Drop Door Tech Modesty - \$130
- M51: Open Back Modesty with Wire Mgmt Rail - Deduct \$95

### Open Plan - Finished Back

- OPB: "W" "G" Style - Modify Unit for Open Plan Application - \$195

### Premium Finish Option

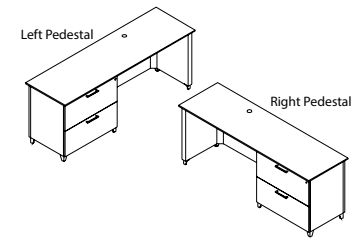
- Specify foot metal finish color - \$160 per unit. Contact customer service

- MFB: Black, MFW: White



# NOT SO square office.

Workstation Credenzas  
Lateral File



## 1 Select a model

w" x d" x h"

weight	Standard Veneer Top Standard Veneer Chassis		Premium Veneer Top Premium Veneer Chassis		High Pressure Laminate Top Veneer Chassis		Thermally Fused Laminate Top Thermally Fused Laminate Chassis	
<b>Left Pedestal</b>								
95 x 22 x 29	265	NSS9522CA066W 3617	NSS9522CA066P 3979	NSS9522CA066G 3617	NSS9522CA066M 2414			
89 x 22 x 29	250	NSS8922CA066W 3578	NSS8922CA066P 3936	NSS8922CA066G 3578	NSS8922CA066M 2294			
84 x 22 x 29	240	NSS8422CA066W 3465	NSS8422CA066P 3812	NSS8422CA066G 3465	NSS8422CA066M 2154			
72 x 22 x 29	230	NSS7222CA066W 3240	NSS7222CA066P 3564	NSS7222CA066G 3240	NSS7222CA066M 2012			
66 x 22 x 29	215	NSS6622CA066W 3206	NSS6622CA066P 3527	NSS6622CA066G 3206	NSS6622CA066M 1966			
<b>Right Pedestal</b>								
95 x 22 x 29	265	NSS9522CA067W 3617	NSS9522CA067P 3979	NSS9522CA067G 3617	NSS9522CA067M 2414			
89 x 22 x 29	250	NSS8922CA067W 3578	NSS8922CA067P 3936	NSS8922CA067G 3578	NSS8922CA067M 2294			
84 x 22 x 29	240	NSS8422CA067W 3465	NSS8422CA067P 3812	NSS8422CA067G 3465	NSS8422CA067M 2154			
72 x 22 x 29	230	NSS7222CA067W 3240	NSS7222CA067P 3564	NSS7222CA067G 3240	NSS7222CA067M 2012			
66 x 22 x 29	215	NSS6622CA067W 3206	NSS6622CA067P 3527	NSS6622CA067G 3206	NSS6622CA067M 1966			

View statement of line

## 2 Select a finish

View finish details

Metal finish  
MFS Silver. Additional metal finishes are available, see options.

WAC	WGW
WRC	WBW
WIC	WSW
WEC	WNW
WHC	WWP
WOC	
WAM	
WCM	
WWW	
WEW	

TBCO
TBSW
TSTV
TSMV
TSLV
TOBV
WBO
WMO
WSO

GAC	GNW
GIC	GSTV +10%
GEC	GSLV +10%
GHC	GWL
GOC	
GAM	
GCM	
GWM	
GEW	

MAC
MEC
MHC
MOC
MGW
MTW
MSW
MWL

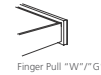
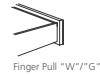
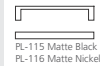

## 3 Select a edge

View edge details



## 4 Select hardware

View hardware details



## Product features.

- All drawers lock
- File drawers extend 100% with cushion in-out stops - full access
- Full modesty back
- Outfeed hole standard in back of credenza
- Soft close suspension drawer(s)
- Standard metal grommet matches pull finish
- Standard Silver Feet (optional White, Black)

### NOTES

- 96, 90, 84 W units have 35W lateral
- 72 and 66 W units have 29W lateral
- Keyboard not available on 66"W Lateral File/Multi-File Units
- Unit not designed for open plan use. Select OPB for Open Plan application

## Options.

### ACCESSORIES

- K28: Articulating Keyboard w/ Mouse - \$390

### DRAWER

- P33: Wood Drawer Upgrade - \$45 per drawer
- P40W: extra Box/Box/File or File/File to Knee space - \$910 (n/a on 66")
- P40M: extra Box/Box/File or File/File to Knee space - \$720 (n/a on 66")
- WPD3061: Designer White - \$80 per door

### FEET

- D8: Delete feet (extend fronts to floor) - n/c

### FLUSH CUT

- FC-B: Flush Unit Both Sides(Facing) for Ganging - \$55
- FC-L: Flush Unit Left (Facing) for Ganging - \$55
- FC-R: Flush Unit Right(Facing) for Ganging - \$55

### GROMMETS (NON-STANDARD LOCATION)

Provide drawing w/ Grommet Location and Specify Color - \$95 ea.

- Black: TM30-NS
- Silver: TM31-NS
- White: TM34-NS

### Modesty

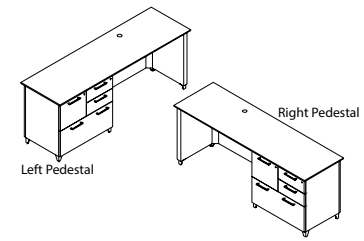
- M34T: "W" "G" Style Drop Door Tech Modesty - \$130
- M34TM: "M" Style Drop Door Tech Modesty - \$130
- M51: Open Back Modesty with Wire Mgmt Rail - Deduct \$95
- Open Plan - Finished Back

- OPB: "W" "G" Style - Modify Unit for Open Plan Application - \$195 Premium Finish Option

- Specify foot metal finish color - \$160 per unit. Contact customer service
- MFB: Black, MFW: White

# NOT SO square office.

Workstation Credenzas  
Multi-File



1 Select a model w" x d" x h"	weight	Standard Veneer Top Standard Veneer Chassis		Premium Veneer Top Premium Veneer Chassis		High Pressure Laminate Top Veneer Chassis		Thermally Fused Laminate Top Thermally Fused Laminate Chassis	
		<b>Left Pedestal</b>							
95 x 22 x 29	265	NSS9522CA667W	3700	NSS9522CA667P	4070	NSS9522CA667G	3700	NSS9522CA667M	2436
89 x 22 x 29	250	NSS8922CA667W	3662	NSS8922CA667P	4029	NSS8922CA667G	3662	NSS8922CA667M	2403
84 x 22 x 29	240	NSS8422CA667W	3550	NSS8422CA667P	3905	NSS8422CA667G	3550	NSS8422CA667M	2264
72 x 22 x 29	230	NSS7222CA667W	3324	NSS7222CA667P	3657	NSS7222CA667G	3324	NSS7222CA667M	2121
*66 x 22 x 29	215	NSS6622CA667W	3291	NSS6622CA667P	3621	NSS6622CA667G	3291	NSS6622CA667M	2075
<b>Right Pedestal</b>									
95 x 22 x 29	265	NSS9522CA668W	3700	NSS9522CA668P	4070	NSS9522CA668G	3700	NSS9522CA668M	2436
89 x 22 x 29	250	NSS8922CA668W	3662	NSS8922CA668P	4029	NSS8922CA668G	3662	NSS8922CA668M	2403
84 x 22 x 29	240	NSS8422CA668W	3550	NSS8422CA668P	3905	NSS8422CA668G	3550	NSS8422CA668M	2264
72 x 22 x 29	230	NSS7222CA668W	3324	NSS7222CA668P	3657	NSS7222CA668G	3324	NSS7222CA668M	2121
*66 x 22 x 29	215	NSS6622CA668W	3291	NSS6622CA668P	3621	NSS6622CA668G	3291	NSS6622CA668M	2075

2 Select a finish	View finish details	
Metal finish	WAC	WGW
MFS Silver. Additional metal finishes are available, see options.	WRC	WBW
	WIC	WSW
	WEC	WNW
	WHC	WWP
	WOC	
	WAM	
	WCM	
	WWW	
	WEW	

3 Select a edge	View edge details	
		NSS Bevel
		NSS Bevel
		NSS Bevel

4 Select hardware	View hardware details	
		PL-115 Matte Black
		PL-116 Matte Nickel
		PL-210 Anodized Aluminum
		Finger Pull "W"/"G"
		PL-260 Anodized Aluminum
		PL-261 White

View statement of line

## Product features.

- Full modesty back
- Full extension drawers - locking
- Outfeed hole standard in back of credenza
- Soft close suspension drawer(s)
- Standard metal grommet matches pull finish
- Standard Silver Feet (optional White, Black)

### NOTES

- Keyboard not available on 66"W Lateral File/Multi-File Units
- Unit not designed for open plan use. Select OPB for Open Plan application

## Options.

### ACCESSORIES

- K28: Articulating Keyboard w/ Mouse - \$390

### DRAWER

- P33: Wood Drawer Upgrade - \$45 per drawer
- P40W: extra Box/Box/File or File/File to Knee space - \$910 (n/a on 66")
- P40M: extra Box/Box/File or File/File to Knee space - \$720 (n/a on 66")
- WPD3061: Designer White - \$80 per door

### FEET

- D8: Delete feet (extend fronts to floor) - n/c

### FLUSH CUT

- FC-B: Flush Unit Both Sides(Facing) for Ganging - \$55
- FC-L: Flush Unit Left (Facing) for Ganging - \$55
- FC-R: Flush Unit Right(Facing) for Ganging - \$55

### GROMMETS (NON-STANDARD LOCATION)

Provide drawing w/ Grommet Location and Specify Color - \$95 ea.

- Black: TM30-NS
- Silver: TM31-NS
- White: TM34-NS

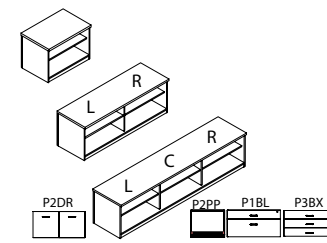
### Modesty

- M34T: "W" "G" Style Drop Door Tech Modesty - \$130
- M34TM: "M" Style Drop Door Tech Modesty - \$130
- M51: Open Back Modesty with Wire Mgmt Rail - Deduct \$95
- Open Plan - Finished Back
- OPB: "W" "G" Style - Modify Unit for Open Plan Application - \$195
- Premium Finish Option
- Specify foot metal finish color - \$160 per unit. Contact customer service
- MFB: Black, MFW: White

# NOT SO square office.

Bench Cabinets

One / Two / Three Section Storage



**1** Select a model  
w" x d" x h"

weight	Standard Veneer Top Standard Veneer Chassis		Premium Veneer Top Premium Veneer Chassis		High Pressure Laminate Top Veneer Chassis		Thermally Fused Laminate Top Thermally Fused Laminate Chassis	
<b>Three Section</b>								
93.5 x 20 x 23	300	NSS9320CA063W 3538	NSS9320CA063P 3892	NSS9320CA063G 3538	NSS9320CA063M 2307			
87.5 x 20 x 23	290	NSS8720CA063W 3274	NSS8720CA063P 3602	NSS8720CA063G 3274	NSS8720CA063M 2080			
<b>Two Section</b>								
70.5 x 20 x 23	225	NSS7020CA063W 2340	NSS7020CA063P 2574	NSS7020CA063G 2340	NSS7020CA063M 1737			
58.5 x 20 x 23	210	NSS5820CA063W 2205	NSS5820CA063P 2426	NSS5820CA063G 2205	NSS5820CA063M 1612			
<b>One Section</b>								
35.5 x 20 x 23	95	NSS3520CA063W 1231	NSS3520CA063P 1355	NSS3520CA063G 1231	NSS3520CA063M 710			
29.5 x 20 x 23	90	NSS2920CA063W 1198	NSS2920CA063P 1318	NSS2920CA063G 1198	NSS2920CA063M 679			

[View statement of line](#)

**2** Select a finish  
[View finish details](#)

WAC	WGW
WRC	WBW
WIC	WSW
WEC	WNW
WHC	WWP
WOC	
WAM	
WCM	
WWW	
WEW	

TBCO
TBSW
TSTV
TSMV
TSLV
TOBW
WBO
WMO
WSO

GAC	GNW
GIC	GSTV +10%
GEC	GSLV +10%
GHC	GWL
GOC	
GAM	
GCM	
GWM	
GEW	

MAC
MEC
MHC
MOC
MGW
MTW
MSW
MWL

**3** Select an edge  
[View edge details](#)

Edge
N/A

Edge
N/A

Edge
N/A

Edge
N/A

**4** Select hardware  
[View hardware details](#)

Hardware
N/A

Hardware
N/A

Hardware
N/A

Hardware
N/A

## Product features.

- 1 1/8" top with flat edges
- Open plan - back
- Standard open storage with shelves

### NOTES

- To use Runoff Desk with Bench Cabinets, order Bench Runoff Support Ends: see Runoff Desk
- Bench Cushion Top factory installed as specified
- Standard without legs
- For drawers, storage and printer cabinets select options below

## Options.

### CABINET

- P1BL: Box/Lateral File - \$315 M / \$620 W
- P2DR: Storage Door - \$185 M / \$290 W
- P2PP: Open Printer Pullout - \$235 M / \$340 W
- P3BX: Three Box Drawers - \$315 M / \$515 W

### CUSHION

- BC20: Bench Cushion
- Specify location, number of cushions and fabric grade.
- Cushions sold individually w/a max width 35" (to match storage section depth). 29" W requires .75 yd., 35" W requires 1 yd.

### FEET

- MTL50: 4 Silver Feet - \$205

### GROMMETS (STANDARD LOCATION)

- Specify Color and Location (Right/Left/Center) - \$50 ea.
- Black: TM30-R (Right), TM30-L (Left), TM30-C (Center)
- Silver: TM31-R (Right), TM31-L (Left), TM31-C (Center)
- White: TM34-R (Right), TM34-L (Left), TM34-C (Center)

### GROMMETS (NON-STANDARD LOCATION)

- Provide drawing w/ Grommet Location and Specify Color - \$95 ea.
- Black: TM30-NS
- Silver: TM31-NS
- White: TM34-NS
- Grommets (Vertical Surface)
- Standard Location - \$50 ea.
- Black Plastic Vertical Surface: TM50-C (Bottom Center)
- Non-Standard Location - \$95 ea.
- Black Plastic Vertical Surface: TM50-NS
- Shelf
- S714F: Heavy Duty Lumber 1" Shelves - \$80 per shelf ("M" Styles - n/a)

## BC20 Bench Cushion fabric grades.

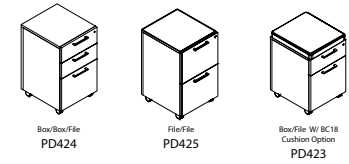
COM	COL	1	2	3
282	301	319	337	355

4	5	6	7	8
373	391	409	427	445

9	10	11/ L1	12	13/ L2
463	481	499	517	553

# NOT SO square office.

Freestanding Mobile Pedestal  
Mobile Pedestal - Under Surface



1 Select a model w" x d" x h"	weight	Standard Veneer Top Standard Veneer Chassis		Premium Veneer Top Premium Veneer Chassis		High Pressure Laminate Top Veneer Chassis		Thermally Fused Laminate Top Thermally Fused Laminate Chassis	
		<b>Box/Box/File</b> 16 x 18 x 27	90	NSS1618PD424W	1171	NSS1618PD424P	1289	"G" Option N/A	NSS1618PD424M
<b>File/File</b> 16 x 18 x 27	90	NSS1618PD425W	1171	NSS1618PD425P	1289	"G" Option N/A	NSS1618PD425M	1154	
<b>BOX/FILE</b> 16 x 18 x 27	90	NSS1618PD423W	1080	NSS1618PD423P	1188	"G" Option N/A	NSS1618PD423M	945	

2 Select a finish <i>View finish details</i>	Metal finish MFS Silver. Additional metal finishes are available, see options.		TBCO TBSW TSTV TSMV TSLV TOBW WBO WMO WSO		MAC MEC MHC MOC MGW MTW MSW MWL	
		WAC	WGW	WRC	WBW	WIC
	WEC	WNW	WHC	WWP	WOC	
	WAM		WCM		WWM	
	WEW		WEW			

3 Select an edge <i>View edge details</i>	Edge N/A		Edge N/A		Edge N/A	

4 Select hardware <i>View hardware details</i>	PL-115 Matte Black PL-116 Matte Nickel		PL-210 Anodized Aluminum		PL-115 Matte Black PL-116 Matte Nickel		PL-210 Anodized Aluminum	
		PL-260 Anodized Aluminum PL-261 White	Finger Pull "W"/"G"	PL-260 Anodized Aluminum PL-261 White	Finger Pull "W"/"G"	PL-260 Anodized Aluminum PL-261 White	Finger Pull "W"/"G"	PL-260 Anodized Aluminum PL-261 White

*View statement of line*

## Product features.

- Anti-tip safety feature
- For open plan use under surfaces
- Full extension drawers - locking
- Soft close suspension drawer(s)

### NOTES

- Pedestal Cushion can be specified on all pedestals, but on Box/ Box/ File and File/File unit will not fit under work surface w/ cushion.

## Options.

### CUSHION

- BC16: Bench Cushion
- Specify fabric grade (1 yd. required)

### DRAWER

- P33: Wood Drawer Upgrade - \$45 per drawer
- WPD3061: Designer White - \$80 per pedestal

### PREMIUM FINISH OPTION

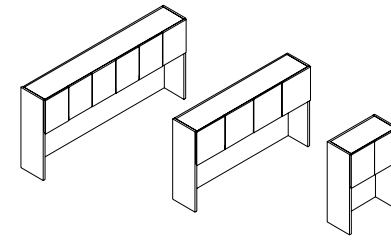
- Specify foot metal finish color - \$30 per foot
- MFB: Black, MFW: White

## BC16 Cushion fabric grades.

COM	COL	1	2	3
224	243	261	279	297
4	5	6	7	8
315	333	351	369	387
9	10	11/ L1	12	13/ L2
405	423	441	459	495

# NOT SO square office.

Single Storage Overhead Consoles  
Panel Door - 6/4/2 Door



1 Select a model w" x d" x h"	weight	Standard Veneer Top Standard Veneer Chassis		Premium Veneer Top Premium Veneer Chassis		High Pressure Laminate Top Veneer Chassis		Thermally Fused Laminate Top Thermally Fused Laminate Chassis	
		<b>6 Door / 3 Section</b>							
93 x 14 x 42	315	NSS9342OH325W	3583	NSS9342OH325P	3942	"G" Option N/A	NSS9342OH325M	2390	
87 x 14 x 42	285	NSS8742OH325W	3454	NSS8742OH325P	3800	"G" Option N/A	NSS8742OH325M	2259	
<b>4 Door / 2 Section</b>									
83 x 14 x 42	275	NSS8342OH325W	3139	NSS8342OH325P	3453	"G" Option N/A	NSS8342OH325M	1839	
76 x 14 x 42	255	NSS7642OH325W	2924	NSS7642OH325P	3217	"G" Option N/A	NSS7642OH325M	1768	
70 x 14 x 42	240	NSS7042OH325W	2711	NSS7042OH325P	2983	"G" Option N/A	NSS7042OH325M	1510	
64 x 14 x 42	225	NSS6442OH325W	2644	NSS6442OH325P	2909	"G" Option N/A	NSS6442OH325M	1445	
58 x 14 x 42	210	NSS5842OH325W	2576	NSS5842OH325P	2834	"G" Option N/A	NSS5842OH325M	1389	
47 x 14 x 42	190	NSS4742OH325W	2442	NSS4742OH325P	2687	"G" Option N/A	NSS4742OH325M	1266	
<b>2 Door / 1 Section</b>									
35 x 14 x 42	120	NSS3542OH325W	1597	NSS3542OH325P	1757	"G" Option N/A	NSS3542OH325M	812	
29 x 14 x 42	105	NSS2942OH325W	1553	NSS2942OH325P	1709	"G" Option N/A	NSS2942OH325M	772	
<b>2 Select a finish</b> <i>View finish details</i>		WAC	WGW	TBCO			MAC		
		WRC	WBW	TBSW			MEC		
		WIC	WSW	TSTV			MHC		
		WEC	WNW	TSMV			MOC		
		WHC	WWP	TSLV			MGW		
		WOC		TOBW			MTW		
		WAM		WBO			MSW		
		WCM		WMO			MWL		
		WWW		WSO					
		WEW							
<b>3 Select a edge</b> <i>View edge details</i>		Edge		Edge			Edge		
		N/A		N/A			N/A		
<b>4 Select hardware</b> <i>View hardware details</i>		Hardware		Hardware			Hardware		
		N/A		N/A			N/A		

[View statement of line](#)

## Product features.

- Finished top
- Interior cabinet depth 12.5"
- Panel doors with concealed finger pull

### NOTES

- Unit has black back panel and is not designed for Open Plan use.
- Select OPB Option for Open Plan application

## Options.

### DOOR

- D2: Door Lock - \$100 per door set
- D6: Delete Doors - n/c
- D9SC: Soft Close Door Hinges - \$20 per door
- WPD3061: Designer White - \$80 per door

### GROMMETS (VERTICAL SURFACE)

- Standard Location - \$50 ea.
- Black Plastic Vertical Surface: TM50-C (Bottom Center)
- Non-Standard Location - \$95 ea.
- Black Plastic Vertical Surface: TM50-NS

### INTERIOR CABINET LIGHTING

- LEDPK starter kit includes Infeed, 1 Puck Interior Light and the ability to daisy chain up to 6 total Puck Lights
- LED Puck Starter Kit - \$310
- PK: 1 LED Interior Light - \$130

### TASK LIGHTING (RECESSED)

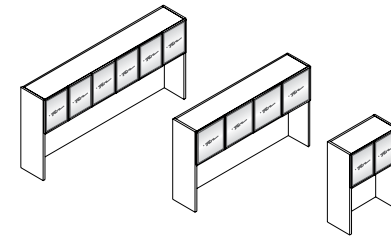
- Overhead tasklight cord is located on the right facing side. If the opposite location is required please contact customer service.
- LT-LED24R: 24" LED Task light - \$190
- LT-LED48R: 48" LED Task light - \$245
- LT-LED60R: 60" LED Task light - \$310
- LT-LED72R: 72" LED Task light - \$335

### OPEN PLAN – FINISHED BACK

- OPB: "W" "G" Style - Modify Unit for Open Plan Application - \$295
- OPBM: "M" Style - Modify Unit for Open Plan Application - \$95

# NOT SO square office.

Single Storage Overhead Consoles  
Silverluma Frame Doors / 6/4/2 Door



1 Select a model w" x d" x h"	weight	Standard Veneer Top Standard Veneer Chassis		Premium Veneer Top Premium Veneer Chassis		High Pressure Laminate Top Veneer Chassis		Thermally Fused Laminate Top Thermally Fused Laminate Chassis	
		<b>6 Door / 3 Section</b> 93 x 14 x 42 87 x 14 x 42	315 285	NSS9342OH321W NSS8742OH321W	4022 3921	NSS9342OH321P NSS8742OH321P	4425 4314	"G" Option N/A "G" Option N/A	NSS9342OH321M NSS8742OH321M
<b>4 Door / 2 Section</b> 83 x 14 x 42 76 x 14 x 42 70 x 14 x 42 64 x 14 x 42 58 x 14 x 42 47 x 14 x 42	275 255 240 225 210 190	NSS8342OH321W NSS7642OH321W NSS7042OH321W NSS6442OH321W NSS5842OH321W NSS4742OH321W	3870 3363 3127 3005 2924 2818	NSS8342OH321P NSS7642OH321P NSS7042OH321P NSS6442OH321P NSS5842OH321P NSS4742OH321P	4257 3700 3440 3306 3217 3100	"G" Option N/A "G" Option N/A "G" Option N/A "G" Option N/A "G" Option N/A "G" Option N/A	NSS8342OH321M NSS7642OH321M NSS7042OH321M NSS6442OH321M NSS5842OH321M NSS4742OH321M	2083 2013 1757 1693 1636 1513	
<b>2 Door / 1 Section</b> 35 x 14 x 42 29 x 14 x 42	120 105	NSS3542OH321W NSS2942OH321W	1812 1705	NSS3542OH321P NSS2942OH321P	1994 1876	"G" Option N/A "G" Option N/A	NSS3542OH321M NSS2942OH321M	936 895	
<b>2 Select a finish</b> <i>View finish details</i>		WAC WRC WIC WEC WHC WOC WAM WCM WWW WEW	WGW WBW WSW WNW WWP	TBCO TBSW TSTV TSMV TSLV TOBW WBO WMO WSO			MAC MEC MHC MOC MGW MTW MSW MWL		
<b>3 Select a edge</b> <i>View edge details</i>		Edge N/A		Edge N/A			Edge N/A		
<b>4 Select hardware</b> <i>View hardware details</i>		Hardware N/A		Hardware N/A			Hardware N/A		

[View statement of line](#)

## Product features.

- Finished top
- Interior cabinet depth 12.5"
- SilverLuma frame doors with frosted acrylic inserts

### NOTES

- Unit has black back panel and is not designed for Open Plan use.
- Select OPB Option for Open Plan application

## Options.

### DOOR

- D2: Door Lock - \$100 per door set
- D6: Delete Doors - n/c
- D9SC: Soft Close Door Hinges - \$20 per door

### GROMMETS (VERTICAL SURFACE)

- Standard Location - \$50 ea.
- Black Plastic Vertical Surface: TM50-C (Bottom Center)
- Non-Standard Location - \$95 ea.
- Black Plastic Vertical Surface: TM50-NS

### INTERIOR CABINET LIGHTING

- LEDPK starter kit includes Infeed, 1 Puck Interior Light and the ability to daisy chain up to 6 total Puck Lights
- LED Puck Starter Kit - \$310
- PK: 1 LED Interior Light - \$130

### TASK LIGHTING (RECESSED)

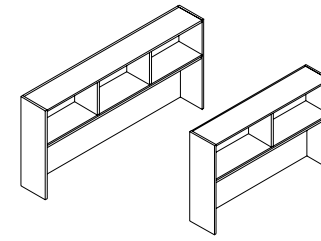
- Overhead tasklight cord is located on the right facing side. If the opposite location is required please contact customer service.
- LT-LED24R: 24" LED Task light - \$190
- LT-LED48R: 48" LED Task light - \$245
- LT-LED60R: 60" LED Task light - \$310
- LT-LED72R: 72" LED Task light - \$335

### OPEN PLAN – FINISHED BACK

- OPB: "W" "G" Style - Modify Unit for Open Plan Application - \$295
- OPBM: "M" Style - Modify Unit for Open Plan Application - \$95

# NOT SO square office.

Single Storage Overhead Consoles  
Open Storage Console



1 Select a model w" x d" x h"	weight	Standard Veneer Top Standard Veneer Chassis		Premium Veneer Top Premium Veneer Chassis		High Pressure Laminate Top Veneer Chassis		Thermally Fused Laminate Top Thermally Fused Laminate Chassis	
		<b>3 Section</b> 93 x 14 x 42 87 x 14 x 42 83 x 14 x 42 76 x 14 x 42 <b>2 Section</b> 70 x 14 x 42 64 x 14 x 42 58 x 14 x 42	310 280 265 250 240 225 205	NSS9342OH346W NSS8742OH346W NSS8342OH346W NSS7642OH346W NSS7042OH346W NSS6442OH346W NSS5842OH346W	3274 3240 3212 2767 2554 2492 2452	NSS9342OH346P NSS8742OH346P NSS8342OH346P NSS7642OH346P NSS7042OH346P NSS6442OH346P NSS5842OH346P	3602 3564 3534 3044 2810 2742 2698	"G" Option N/A "G" Option N/A "G" Option N/A "G" Option N/A "G" Option N/A "G" Option N/A "G" Option N/A	NSS9342OH346M NSS8742OH346M NSS8342OH346M NSS7642OH346M NSS7042OH346M NSS6442OH346M NSS5842OH346M
<b>2 Select a finish</b> <i>View finish details</i>	WAC WRC WIC WEC WHC WOC WAM WCM WWM WEW	WGW WBW WSW WNW WWP	TBCO TBSW TSTV TSMV TSLV TOBW WBO WMO WSO	Edge N/A	Edge N/A	MAC MEC MHC MOC MGW MTW MSW MWL	Edge N/A	Hardware N/A	Hardware N/A
<b>4 Select hardware</b> <i>View hardware details</i>	Hardware N/A	Hardware N/A	Hardware N/A	Hardware N/A	Hardware N/A	Hardware N/A	Hardware N/A	Hardware N/A	Hardware N/A

[View statement of line](#)

## Product features.

- Finished top
- Interior cabinet depth 12.5"

### NOTES

- 1 or 2 optional door available
- Sliding Doors Will Not Pass Each Other
- Unit has black back panel and is not designed for Open Plan use.  
Select OPB Option for Open Plan application

## Options.

### GROMMETS (VERTICAL SURFACE)

- Standard Location - \$50 ea.
- Black Plastic Vertical Surface: TM50-C (Bottom Center)
- Non-Standard Location - \$95 ea.
- Black Plastic Vertical Surface: TM50-NS

### INTERIOR CABINET LIGHTING

- LEDPK starter kit includes Infeed, 1 Puck Interior Light and the ability to daisy chain up to 6 total Puck Lights
- LED Puck Starter Kit - \$310
- PK: 1 LED Interior Light - \$130

### OPEN PLAN – FINISHED BACK

- OPB: "W" "G" Style - Modify Unit for Open Plan Application - \$295
- OPBM: "M" Style - Modify Unit for Open Plan Application - \$95

### SLIDING DOOR

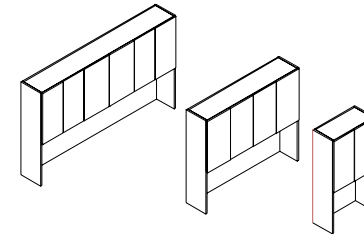
- SLD17LD: Laminate Door - \$205 per door
- SLD17FD: SilverLuma / Frost Door ("W", "M" only) - \$365 per door
- SLD17WD: Wood Door - \$260 per door

### TASK LIGHTING (RECESSED)

- Overhead tasklight cord is located on the right facing side. If the opposite location is required please contact customer service.
- LT-LED24R: 24" LED Task light - \$190
- LT-LED48R: 48" LED Task light - \$245
- LT-LED60R: 60" LED Task light - \$310
- LT-LED72R: 72" LED Task light - \$335

# NOT SO square office.

Double Height Overhead Consoles  
Panel Door



1 Select a model w" x d" x h"	weight	Standard Veneer Top Standard Veneer Chassis		Premium Veneer Top Premium Veneer Chassis		High Pressure Laminate Top Veneer Chassis		Thermally Fused Laminate Top Thermally Fused Laminate Chassis																																									
		<p><b>6 Door / 3 Section</b></p> <p>93 x 14 x 54    300    NSS9354OH325W    4072    NSS9354OH325P    4480    "G" Option N/A    NSS9354OH325M    2911</p> <p>87 x 14 x 54    290    NSS8754OH325W    3949    NSS8754OH325P    4344    "G" Option N/A    NSS8754OH325M    2799</p> <p>83 x 14 x 54    280    NSS8354OH325W    3892    NSS8354OH325P    4282    "G" Option N/A    NSS8354OH325M    2254</p> <p><b>4 Door / 2 Section</b></p> <p>70 x 14 x 54    250    NSS7054OH325W    3313    NSS7054OH325P    3645    "G" Option N/A    NSS7054OH325M    2034</p> <p>64 x 14 x 54    230    NSS6454OH325W    3127    NSS6454OH325P    3440    "G" Option N/A    NSS6454OH325M    1965</p> <p>58 x 14 x 54    215    NSS5854OH325W    3037    NSS5854OH325P    3341    "G" Option N/A    NSS5854OH325M    1697</p> <p><b>2 Door / 1 Section</b></p> <p>35 x 14 x 54    160    NSS3554OH325W    1865    NSS3554OH325P    2052    "G" Option N/A    NSS3554OH325M    1109</p> <p>29 x 14 x 54    150    NSS2954OH325W    1799    NSS2954OH325P    1979    "G" Option N/A    NSS2954OH325M    1073</p>																																															
<p><b>2 Select a finish</b> <i>View finish details</i></p> <table border="0"> <tr> <td>WAC</td><td>WGW</td><td>TBCO</td><td>MAC</td></tr> <tr> <td>WRC</td><td>WBW</td><td>TBSW</td><td>MEC</td></tr> <tr> <td>WIC</td><td>WSW</td><td>TSTV</td><td>MHC</td></tr> <tr> <td>WEC</td><td>WNW</td><td>TSMV</td><td>MOC</td></tr> <tr> <td>WHC</td><td>WWP</td><td>TSLV</td><td>MGW</td></tr> <tr> <td>WOC</td><td></td><td>TOBW</td><td>MTW</td></tr> <tr> <td>WAM</td><td></td><td>WBO</td><td>MSW</td></tr> <tr> <td>WCM</td><td></td><td>WMO</td><td>MWL</td></tr> <tr> <td>WWM</td><td></td><td>WSO</td><td></td></tr> <tr> <td>WEW</td><td></td><td></td><td></td></tr> </table>										WAC	WGW	TBCO	MAC	WRC	WBW	TBSW	MEC	WIC	WSW	TSTV	MHC	WEC	WNW	TSMV	MOC	WHC	WWP	TSLV	MGW	WOC		TOBW	MTW	WAM		WBO	MSW	WCM		WMO	MWL	WWM		WSO		WEW			
WAC	WGW	TBCO	MAC																																														
WRC	WBW	TBSW	MEC																																														
WIC	WSW	TSTV	MHC																																														
WEC	WNW	TSMV	MOC																																														
WHC	WWP	TSLV	MGW																																														
WOC		TOBW	MTW																																														
WAM		WBO	MSW																																														
WCM		WMO	MWL																																														
WWM		WSO																																															
WEW																																																	
<p><b>3 Select a edge</b> <i>View edge details</i></p> <table border="0"> <tr> <td>Edge</td><td></td><td>Edge</td><td>Edge</td></tr> <tr> <td>N/A</td><td></td><td>N/A</td><td>N/A</td></tr> </table>										Edge		Edge	Edge	N/A		N/A	N/A																																
Edge		Edge	Edge																																														
N/A		N/A	N/A																																														
<p><b>4 Select hardware</b> <i>View hardware details</i></p> <table border="0"> <tr> <td>Hardware</td><td></td><td>Hardware</td><td>Hardware</td></tr> <tr> <td>N/A</td><td></td><td>N/A</td><td>N/A</td></tr> </table>										Hardware		Hardware	Hardware	N/A		N/A	N/A																																
Hardware		Hardware	Hardware																																														
N/A		N/A	N/A																																														

[View statement of line](#)

## Product features.

- Finished top
- 1 Adjustable shelf behind each door section
- Interior cabinet depth 12.5"
- Interior shelf depth 12"
- Panel doors with concealed finger pull

### NOTES

- Unit has black back panel and is not designed for Open Plan use.
- Select OPB Option for Open Plan application.

## Options.

### DOOR

- D2: Door Lock - \$100 per door set
- D6: Delete Doors - n/c
- D9SC: Soft Close Door Hinges - \$20 per door
- WPD3061: Designer White - \$80 per door

### GROMMETS (VERTICAL SURFACE)

- Standard Location - \$50 ea.
- Black Plastic Vertical Surface: TM50-C (Bottom Center)
- Non-Standard Location - \$95 ea.
- Black Plastic Vertical Surface: TM50-NS

### INTERIOR CABINET LIGHTING

- LEDPK starter kit includes Infeed, 1 Puck Interior Light and the ability to daisy chain up to 6 total Puck Lights
- LED Puck Starter Kit - \$310
- PK: 1 LED Interior Light - \$130

### TASK LIGHTING (RECESSED)

- Overhead tasklight cord is located on the right facing side. If the opposite location is required please contact customer service.
- LT-LED24R: 24" LED Task light - \$190
- LT-LED48R: 48" LED Task light - \$245
- LT-LED60R: 60" LED Task light - \$310
- LT-LED72R: 72" LED Task light - \$335

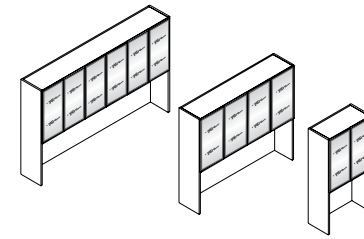
### OPEN PLAN – FINISHED BACK

- OPB: "W" "G" Style - Modify Unit for Open Plan Application - \$295
- OPBM: "M" Style - Modify Unit for Open Plan Application - \$95 Shelf
- GS14H: Replace Standard Shelves with Glass Shelves - \$70 per shelf
- S714F: Heavy Duty Lumber 1" Shelves - \$80 per shelf ("M" Styles - n/a)



# NOT SO square office.

Double Height Overhead Consoles  
Silverluma Frame 6/4/2 Doors



1 Select a model w" x d" x h"	weight	Standard Veneer Top Standard Veneer Chassis		Premium Veneer Top Premium Veneer Chassis		High Pressure Laminate Top Veneer Chassis		Thermally Fused Laminate Top Thermally Fused Laminate Chassis	
		<b>6 Door / 3 Section</b>							
93 x 14 x 54	300	NSS9354OH321W	4995	NSS9354OH321P	5495	"G" Option N/A	NSS9354OH321M	3530	
87 x 14 x 54	290	NSS8754OH321W	4791	NSS8754OH321P	5271	"G" Option N/A	NSS8754OH321M	3416	
<b>4 Door / 2 Section</b>									
70 x 14 x 54	250	NSS7054OH321W	4162	NSS7054OH321P	4579	"G" Option N/A	NSS7054OH321M	2447	
64 x 14 x 54	230	NSS6454OH321W	3685	NSS6454OH321P	4054	"G" Option N/A	NSS6454OH321M	2376	
58 x 14 x 54	215	NSS5854OH321W	3515	NSS5854OH321P	3867	"G" Option N/A	NSS5854OH321M	2109	
<b>2 Door / 1 Section</b>									
35 x 14 x 54	160	NSS3554OH321W	2228	NSS3554OH321P	2451	"G" Option N/A	NSS3554OH321M	1315	
29 x 14 x 54	150	NSS2954OH321W	2081	NSS2954OH321P	2290	"G" Option N/A	NSS2954OH321M	1279	
2 Select a finish <i>View finish details</i>		WAC	WGW	TBCO			MAC		
		WRC	WBW	TBSW			MEC		
		WIC	WSW	TSTV			MHC		
		WEC	WNW	TSMV			MOC		
		WHC	WWP	TSLV			MGW		
		WOC		TOBW			MTW		
		WAM		WBO			MSW		
		WCM		WMO			MWL		
		WWW		WSO					
		WEW							
3 Select a edge <i>View edge details</i>		Edge		Edge			Edge		
		N/A		N/A			N/A		
4 Select hardware <i>View hardware details</i>		Hardware		Hardware			Hardware		
		N/A		N/A			N/A		

*View statement of line*

## Product features.

- Finished top
- 1 Adjustable shelf per section standard
- Interior cabinet depth 12.5"
- Interior shelf depth 12"
- Silverluma doors w/ frosted acrylic inserts

### NOTES

- Unit has black back panel and is not designed for Open Plan use.
- Select OPB Option for Open Plan application.

## Options.

### DOOR

- D2: Door Lock - \$100 per door set
- D6: Delete Doors - n/c
- D9SC: Soft Close Door Hinges - \$20 per door

### GROMMETS (VERTICAL SURFACE)

- Standard Location - \$50 ea.
- Black Plastic Vertical Surface: TM50-C (Bottom Center)
- Non-Standard Location - \$95 ea.
- Black Plastic Vertical Surface: TM50-NS

### INTERIOR CABINET LIGHTING

- LEDPK starter kit includes Infeed, 1 Puck Interior Light and the ability to daisy chain up to 6 total Puck Lights
- LED Puck Starter Kit - \$310
- PK: 1 LED Interior Light - \$130

### TASK LIGHTING (RECESSED)

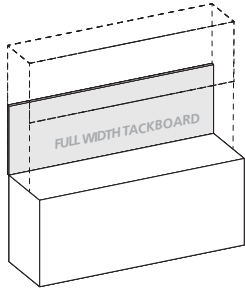
- Overhead tasklight cord is located on the right facing side. If the opposite location is required please contact customer service.
- LT-LED24R: 24" LED Task light - \$190
- LT-LED48R: 48" LED Task light - \$245
- LT-LED60R: 60" LED Task light - \$310
- LT-LED72R: 72" LED Task light - \$335

### OPEN PLAN – FINISHED BACK

- OPB: "W" "G" Style - Modify Unit for Open Plan Application - \$295
- OPBM: "M" Style - Modify Unit for Open Plan Application - \$95 Shelf
- GS14F: Replace Standard Shelves with Glass Shelves - \$90 per shelf
- S714F: Heavy Duty Lumber 1" Shelves - \$80 per shelf ("M" Styles - n/a)

# NSS Office tackboards.

Overhead tackboard  
Full width tackboards



Product Width	Panel Dimension	SKU	COM	1	2	3	4	5	6	7	8	9	10	11/L1	12	13/L2
93	91 x .75 x 21	FTOC9121	379	480	531	582	633	684	735	786	837	888	939	990	1041	1143
87	85 x .75 x 21	FTOC8521	358	449	497	545	593	641	689	737	785	833	881	929	977	1073
83	81 x .75 x 21	FTOC8121	336	428	474	520	566	612	658	704	750	796	842	888	934	1026
76	74 x .75 x 21	FTOC7421	309	392	435	478	521	564	607	650	693	736	779	822	865	951
70	68 x .75 x 21	FTOC6821	282	361	401	441	481	521	561	601	641	681	721	761	801	881
64	62 x .75 x 21	FTOC6221	256	330	366	402	438	474	510	546	582	618	654	690	726	798
58	56 x .75 x 21	FTOC5621	234	299	331	363	395	427	459	491	523	555	587	619	651	715
47	45 x .75 x 21	FTOC4521	187	242	269	296	323	350	377	404	431	458	485	512	539	593
35	33 x .75 x 21	FTOC3321	141	180	200	220	240	260	280	300	320	340	360	380	400	440
29	27 x .75 x 21	FTOC2721	112	149	166	183	200	217	234	251	268	285	302	319	336	370

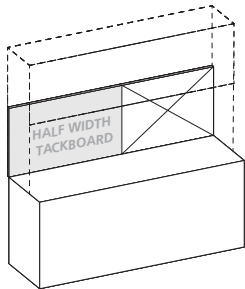
**Standard Features**

- Constructed of .5" thick fiberboard
- Fabric is precisely aligned and fitted to the tackboard
- Adhered to the rigid hardboard with staples
- Hung with Z-Strip mounting system

**Notes**

- Fabric Tack Panels are raised 3" from bottom edge when TM50 grommet is ordered

Overhead tackboard  
Half width tackboards



Product Width	Panel Dimension	SKU	COM	1	2	3	4	5	6	7	8	9	10	11/L1	12	13/L2
93 Half Width	45.5 x .75 x 21	FTOC4521	189	240	266	292	318	344	370	396	422	448	474	500	526	578
87 Half Width	42.5 x .75 x 21	FTOC4221	179	225	249	273	297	321	345	369	393	417	441	465	489	537
83 Half Width	40.5 x .75 x 21	FTOC4021	168	214	237	260	283	306	329	352	375	398	421	444	467	513
76 Half Width	37 x .75 x 21	FTOC3721	155	196	217	238	259	280	301	322	343	364	385	406	427	469
70 Half Width	34 x .75 x 21	FTOC3421	141	180	200	220	240	260	280	300	320	340	360	380	400	440
64 Half Width	31 x .75 x 21	FTOC3121	128	165	183	201	219	237	255	273	291	309	327	345	363	399

**Standard Features**

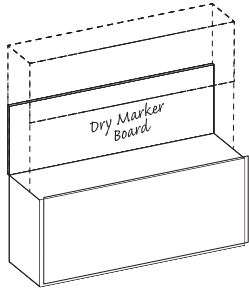
- Constructed of .5" thick fiberboard
- Fabric is precisely aligned and fitted to the tackboard
- Adhered to the rigid hardboard with staples
- Hung with Z-Strip mounting system

**Notes**

- Half width tackboards can be specified and combined with a Veneer Panel, Marker Board, Slat Wall or Glass Board. See "Half Width" items under product width.
- Specify right or left facing tackboard
- Fabric Tack Panels are raised 3" from bottom edge when TM50 grommet is ordered.

## NSS Office tackboards.

Overhead dry marker board  
Full width dry marker board

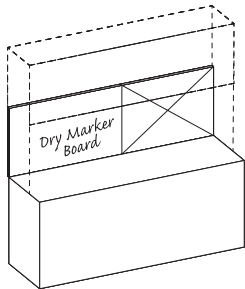


Product Width	Panel Dimension	SKU	List
93	91 x .5 x 21	DMOC9121	1136
87	85 x .5 x 21	DMOC8521	1061
83	81 x .5 x 21	DMOC8121	1011
76	74 x .5 x 21	DMOC7421	924
70	68 x .5 x 21	DMOC6821	849
64	62 x .5 x 21	DMOC6221	774
58	56 x .5 x 21	DMOC5621	699
47	45 x .5 x 21	DMOC4521	587
35	33 x .5 x 21	DMOC3321	437
29	27 x .5 x 21	DMOC2721	337

### Standard Features

- Dry marker panel has edge trim molding
- Standard magnetic surface
- Hung with Z-Strip mounting system

Overhead dry marker board  
Half width dry marker board



Product Width	Panel Dimension	SKU	List
93 Half Width	45.5 x .5 x 21	DMOC4521	555
87 Half Width	42.5 x .5 x 21	DMOC4221	518
83 Half Width	40.5 x .5 x 21	DMOC4021	493
76 Half Width	37 x .5 x 21	DMOC3721	449
70 Half Width	34 x .5 x 21	DMOC3421	437
64 Half Width	31 x .5 x 21	DMOC3121	374

### Standard Features

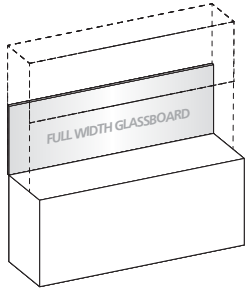
- Dry marker panel has edge trim molding
- Standard magnetic surface
- Hung with Z-Strip mounting system

### Notes

- Half width dry marker boards can be specified and combined with a Tackboard, Veneer Panel, Slat Wall or Glass Board. See "Half Width" items under product width.
- Specify right or left facing dry marker board

## NSS Office tackboards.

Overhead glassboard  
Full width glassboard



Product Width	Panel Dimension	SKU	List
93	91 x .5 x 21	GBOC9121	2382
87	85 x .5 x 21	GBOC8521	2236
83	81 x .5 x 21	GBOC8121	2138
76	74 x .5 x 21	GBOC7421	1969
70	68 x .5 x 21	GBOC6821	1822
64	62 x .5 x 21	GBOC6221	1676
58	56 x .5 x 21	GBOC5621	1531
47	45 x .5 x 21	GBOC4521	1264
35	33 x .5 x 21	GBOC3321	972
29	27 x .5 x 21	GBOC2721	826

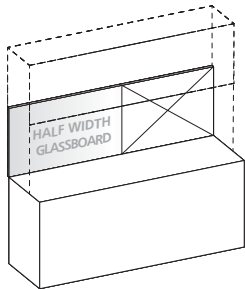
### Standard Features

- 4 mm tempered glass
- Use glass cleaner or alcohol to clean
- Standard dry erase markers may be used

### Notes

- Earth magnets are required to hold items securely in place
- Hung with Z-Strip mounting system
- Use glass cleaner or alcohol to clean
- Standard dry erase markers may be used

Overhead glassboard  
Half width glassboard



Product Width	Panel Dimension	SKU	List
93 Half Width	45.5 x .5 x 21	GBOC4521	1251
87 Half Width	42.5 x .5 x 21	GBOC4221	1178
83 Half Width	40.5 x .5 x 21	GBOC4021	1129
76 Half Width	37 x .5 x 21	GBOC3721	985
70 Half Width	34 x .5 x 21	GBOC3421	972
64 Half Width	31 x .5 x 21	GBOC3121	899

### Standard Features

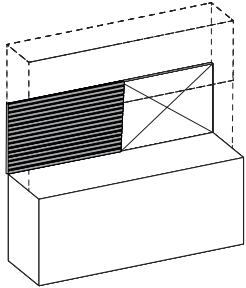
- 4 mm tempered glass
- Hung with Z-Strip mounting system

### Notes

- Half width glassboards can be specified and combined with a Tackboard, Veneer panel, Marker Board or Slat Wall. See "Half Width" items under product width.
- Specify right or left facing glassboard
- Use glass cleaner or alcohol to clean
- Standard dry erase markers may be used
- Earth magnets are required to hold items securely in place

## NSS Office tackboards.

Overhead slat wall  
Half width slat wall



Product Width	Panel Dimension	SKU	List
93 Half Width	45.5 x .5 x 21	SWOC4521	463
87 Half Width	42.5 x .5 x 21	SWOC4221	432
83 Half Width	40.5 x .5 x 21	SWOC4021	411
76 Half Width	37 x .5 x 21	SWOC3721	374
70 Half Width	34 x .5 x 21	SWOC3421	343
64 Half Width	31 x .5 x 21	SWOC3121	300

### Standard Features

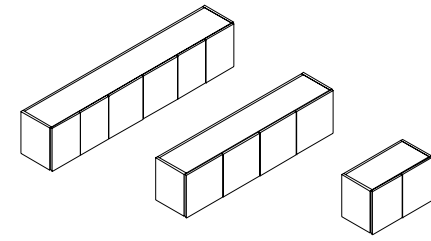
- Available in silver or black
- Hung with Z-Strip mounting system

### Notes

- Half width slat walls can be specified and combined with a Tackboard, Veneer panel, Marker Board or Glassboard. See "Half Width" items under product width.
- Specify right or left facing slat wall
- For use on 42"/43" height consoles
- Specify right or left facing slat wall

# NOT SO square office.

Single Height Wall Hung Overheads  
Panel Doors



1 Select a model w" x d" x h"	weight	Standard Veneer Top		Premium Veneer Top		High Pressure Laminate Top		Thermally Fused Laminate Top	
		Standard Veneer Chassis		Premium Veneer Chassis		Veneer Chassis		Thermally Fused Laminate Chassis	
<b>6 Door / 3 Section</b>									
93 x 14 x 18	240	NSS9318WH330W	3347	NSS9318WH330P	3682	"G" Option N/A		NSS9318WH330M	2357
87 x 14 x 18	225	NSS8718WH330W	3217	NSS8718WH330P	3539	"G" Option N/A		NSS8718WH330M	2228
<b>4 Door / 2 Section</b>									
83 x 14 x 18	210	NSS8318WH330W	3144	NSS8318WH330P	3459	"G" Option N/A		NSS8318WH330M	1754
76 x 14 x 18	195	NSS7618WH330W	3088	NSS7618WH330P	3397	"G" Option N/A		NSS7618WH330M	1626
70 x 14 x 18	180	NSS7018WH330W	2581	NSS7018WH330P	2840	"G" Option N/A		NSS7018WH330M	1503
64 x 14 x 18	160	NSS6418WH330W	2542	NSS6418WH330P	2797	"G" Option N/A		NSS6418WH330M	1457
58 x 14 x 18	135	NSS5818WH330W	2503	NSS5818WH330P	2754	"G" Option N/A		NSS5818WH330M	1412
47 x 14 x 18	125	NSS4718WH330W	1913	NSS4718WH330P	2105	"G" Option N/A		NSS4718WH330M	1345
<b>2 Door / 1 Section</b>									
35 x 14 x 18	75	NSS3518WH330W	1435	NSS3518WH330P	1579	"G" Option N/A		NSS3518WH330M	957
29 x 14 x 18	65	NSS2918WH330W	1412	NSS2918WH330P	1554	"G" Option N/A		NSS2918WH330M	917
<b>2 Select a finish</b> <i>View finish details</i>		WAC	WGW	TBCO				MAC	
		WRC	WBW	TBSW				MEC	
		WIC	WSW	TSTV				MHC	
		WEC	WNW	TSMV				MOC	
		WHC	WWP	TSLV				MGW	
		WOC		TOBW				MTW	
		WAM		WBO				MSW	
		WCM		WMO				MWL	
		WWW		WSO					
		WEW							
<b>3 Select a edge</b> <i>View edge details</i>		Edge		Edge				Edge	
		N/A		N/A				N/A	
<b>4 Select hardware</b> <i>View hardware details</i>		Hardware		Hardware				Hardware	
		N/A		N/A				N/A	

*View statement of line*

## Product features.

- Finished top
- Interior cabinet depth 12"
- Mounting wall rail included
- Panel doors with concealed finger pull

### NOTES

- Proper installation is critical to ensure safety from possible falling cabinets. The factory assumes no liability for damage or injury from The following: installation into non-load bearing or unlevel walls. Improper fasteners used in installation. Overloading of cabinets resulting in failures of wall and surrounding structures, fasteners, or cabinet construction. Misuse of cabinets for intended purposes.

## Options.

### DOOR

- D2: Door Lock - \$100 per door set
- D6: Delete Doors - n/c
- D95C: Soft Close Door Hinges - \$20 per door
- WPD3061: Designer White - \$80 per door

### INTERIOR CABINET LIGHTING

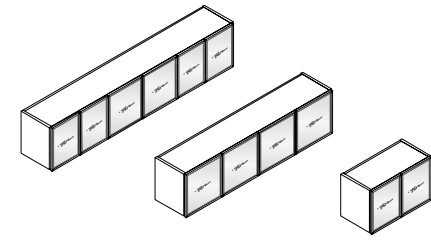
- LEDPK starter kit includes Infeed, 1 Puck Interior Light and the ability to daisy chain up to 6 total Puck Lights
- LED Puck Starter Kit - \$310
  - PK: 1 LED Interior Light - \$130

### TASK LIGHTING (RECESSED)

- Overhead tasklight cord is located on the right facing side. If the opposite location is required please contact customer service.
- LT-LED24R: 24" LED Task light - \$190
  - LT-LED48R: 48" LED Task light - \$245
  - LT-LED60R: 60" LED Task light - \$310
  - LT-LED72R: 72" LED Task light - \$335
  - LC24: Linking Task light cable - \$25

# NOT SO square office.

Single Height Wall Hung Overheads  
Silverluma Frame / Doors



[View statement of line](#)

1 Select a model w" x d" x h"	weight	Standard Veneer Top Standard Veneer Chassis		Premium Veneer Top Premium Veneer Chassis		High Pressure Laminate Top Veneer Chassis		Thermally Fused Laminate Top Thermally Fused Laminate Chassis																																									
		<p><b>6 Door / 3 Section</b></p> <p>93 x 15 x 18    240    NSS9318WH331W    3785    NSS9318WH331P    4164    "G" Option N/A    NSS9318WH331M    2767</p> <p>87 x 15 x 18    225    NSS8718WH331W    3712    NSS8718WH331P    4084    "G" Option N/A    NSS8718WH331M    2638</p> <p><b>4 Door / 2 Section</b></p> <p>83 x 15 x 18    210    NSS8318WH331W    3633    NSS8318WH331P    3997    "G" Option N/A    NSS8318WH331M    2031</p> <p>76 x 15 x 18    195    NSS7618WH331W    3583    NSS7618WH331P    3942    "G" Option N/A    NSS7618WH331M    1901</p> <p>70 x 15 x 18    180    NSS7018WH331W    2992    NSS7018WH331P    3292    "G" Option N/A    NSS7018WH331M    1772</p> <p>64 x 15 x 18    160    NSS6418WH331W    2897    NSS6418WH331P    3187    "G" Option N/A    NSS6418WH331M    1727</p> <p>58 x 15 x 18    135    NSS5818WH331W    2807    NSS5818WH331P    3088    "G" Option N/A    NSS5818WH331M    1682</p> <p>47 x 15 x 18    125    NSS4718WH331W    2147    NSS4718WH331P    2362    "G" Option N/A    NSS4718WH331M    1620</p> <p><b>2 Door / 1 Section</b></p> <p>35 x 15 x 18    75    NSS3518WH331W    1637    NSS3518WH331P    1801    "G" Option N/A    NSS3518WH331M    1069</p> <p>29 x 15 x 18    65    NSS2918WH331W    1564    NSS2918WH331P    1721    "G" Option N/A    NSS2918WH331M    1030</p>																																															
<p><b>2 Select a finish</b> <a href="#">View finish details</a></p> <table border="0"> <tr> <td>WAC</td><td>WGW</td><td>TBCO</td><td>MAC</td> </tr> <tr> <td>WRC</td><td>WBW</td><td>TBSW</td><td>MEC</td> </tr> <tr> <td>WIC</td><td>WSW</td><td>TSTV</td><td>MHC</td> </tr> <tr> <td>WEC</td><td>WNW</td><td>TSMV</td><td>MOC</td> </tr> <tr> <td>WHC</td><td>WWP</td><td>TSLV</td><td>MGW</td> </tr> <tr> <td>WOC</td><td></td><td>TOBW</td><td>MTW</td> </tr> <tr> <td>WAM</td><td></td><td>WBO</td><td>MSW</td> </tr> <tr> <td>WCM</td><td></td><td>WMO</td><td>MWL</td> </tr> <tr> <td>WWW</td><td></td><td>WSO</td><td></td> </tr> <tr> <td>WEW</td><td></td><td></td><td></td> </tr> </table>										WAC	WGW	TBCO	MAC	WRC	WBW	TBSW	MEC	WIC	WSW	TSTV	MHC	WEC	WNW	TSMV	MOC	WHC	WWP	TSLV	MGW	WOC		TOBW	MTW	WAM		WBO	MSW	WCM		WMO	MWL	WWW		WSO		WEW			
WAC	WGW	TBCO	MAC																																														
WRC	WBW	TBSW	MEC																																														
WIC	WSW	TSTV	MHC																																														
WEC	WNW	TSMV	MOC																																														
WHC	WWP	TSLV	MGW																																														
WOC		TOBW	MTW																																														
WAM		WBO	MSW																																														
WCM		WMO	MWL																																														
WWW		WSO																																															
WEW																																																	
<p><b>3 Select a edge</b> <a href="#">View edge details</a></p> <table border="0"> <tr> <td>Edge</td><td></td><td>Edge</td><td>Edge</td> </tr> <tr> <td>N/A</td><td></td><td>N/A</td><td>N/A</td> </tr> </table>										Edge		Edge	Edge	N/A		N/A	N/A																																
Edge		Edge	Edge																																														
N/A		N/A	N/A																																														
<p><b>4 Select hardware</b> <a href="#">View hardware details</a></p> <table border="0"> <tr> <td>Hardware</td><td></td><td>Hardware</td><td>Hardware</td> </tr> <tr> <td>N/A</td><td></td><td>N/A</td><td>N/A</td> </tr> </table>										Hardware		Hardware	Hardware	N/A		N/A	N/A																																
Hardware		Hardware	Hardware																																														
N/A		N/A	N/A																																														

## Product features.

- Finished top
- Interior cabinet depth 12"
- Mounting wall rail included
- Silverluma doors w/ frosted acrylic inserts

### NOTES

- Proper installation is critical to ensure safety from possible falling cabinets. The factory assumes no liability for damage or injury from The following: installation into non-load bearing or unlevel walls. Improper fasteners used in installation. Overloading of cabinets resulting in failures of wall and surrounding structures, fasteners, or cabinet construction. Misuse of cabinets for intended purposes.

## Options.

### DOOR

- D2: Door Lock - \$100 per door set
- D6: Delete Doors - n/c
- D95C: Soft Close Door Hinges - \$20 per door

### INTERIOR CABINET LIGHTING

LEDPK starter kit includes Infeed, 1 Puck Interior Light and the ability to daisy chain up to 6 total Puck Lights

- LED Puck Starter Kit - \$310
- PK: 1 LED Interior Light - \$130

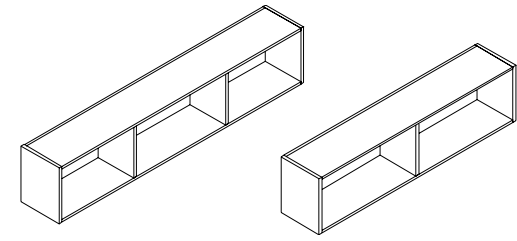
### TASK LIGHTING (RECESSED)

Overhead tasklight cord is located on the right facing side. If the opposite location is required please contact customer service.

- LT-LED24R: 24" LED Task light - \$190
- LT-LED48R: 48" LED Task light - \$245
- LT-LED60R: 60" LED Task light - \$310
- LT-LED72R: 72" LED Task light - \$335
- LC24: Linking Task light cable - \$25

# NOT SO square office.

Single Height Wall Hung Overheads  
Open Storage Cabinet



1 Select a model w" x d" x h"	weight	Standard Veneer Top		Premium Veneer Top		High Pressure Laminate Top		Thermally Fused Laminate Top	
		Standard Veneer Chassis		Premium Veneer Chassis		Veneer Chassis		Thermally Fused Laminate Chassis	
<b>3 Section</b>									
93 x 14 x 18	225	NSS9318WH332W	3083	NSS9318WH332P	3392	"G" Option N/A	NSS9318WH332M	1999	
87 x 14 x 18	210	NSS8718WH332W	3054	NSS8718WH332P	3360	"G" Option N/A	NSS8718WH332M	1870	
83 x 14 x 18	200	NSS8318WH332W	3026	NSS8318WH332P	3329	"G" Option N/A	NSS8318WH332M	1402	
76 x 14 x 18	185	NSS7618WH332W	2992	NSS7618WH332P	3292	"G" Option N/A	NSS7618WH332M	1331	
<b>2 Section</b>									
70 x 14 x 18	170	NSS7018WH332W	2447	NSS7018WH332P	2692	"G" Option N/A	NSS7018WH332M	1262	
64 x 14 x 18	150	NSS6418WH332W	2408	NSS6418WH332P	2649	"G" Option N/A	NSS6418WH332M	1220	
58 x 14 x 18	125	NSS5818WH332W	2374	NSS5818WH332P	2612	"G" Option N/A	NSS5818WH332M	1173	
47 x 14 x 18	115	NSS4718WH332W	1772	NSS4718WH332P	1950	"G" Option N/A	NSS4718WH332M	1106	
<b>1 Section</b>									
35 x 14 x 18	60	NSS3518WH332W	1333	NSS3518WH332P	1467	"G" Option N/A	NSS3518WH332M	825	
29 x 14 x 18	50	NSS2918WH332W	1317	NSS2918WH332P	1449	"G" Option N/A	NSS2918WH332M	786	
<b>2 Select a finish</b> <i>View finish details</i>									
		WAC	WGW	TBCO			MAC		
		WRC	WBW	TBSW			MEC		
		WIC	WSW	TSTV			MHC		
		WEC	WNW	TSMV			MOC		
		WHC	WWP	TSLV			MGW		
		WOC		TOBW			MTW		
		WAM		WBO			MSW		
		WCM		WMO			MWL		
		WWW		WSO					
		WEW							
<b>3 Select an edge</b> <i>View edge details</i>									
		Edge		Edge			Edge		
		N/A		N/A			N/A		
<b>4 Select hardware</b> <i>View hardware details</i>									
		Hardware		Hardware			Hardware		
		N/A		N/A			N/A		

*View statement of line*

## Product features.

- Finished top
- Interior cabinet depth 12"
- Mounting wall rail included

### NOTES

- Proper installation is critical to ensure safety from possible falling cabinets. The factory assumes no liability for damage or injury from the following: installation into non-load bearing or unlevel walls. Improper fasteners used in installation. Overloading of cabinets resulting in failures of wall and surrounding structures, fasteners, or cabinet construction. Misuse of cabinets for intended purposes.
- Sliding doors will not pass each other

## Options.

### SLIDING DOOR

- SLD17LD: Laminate Door - \$205 per door
- SLD17FD: SilverLuma / Frost Door ("W", "M" only) - \$365 per door
- SLD17WD: Wood Door - \$260 per door

### INTERIOR CABINET LIGHTING

- LEDPK starter kit includes Infeed, 1 Puck Interior Light and the ability to daisy chain up to 6 total Puck Lights
- LED Puck Starter Kit - \$310
- PK: 1 LED Interior Light - \$130

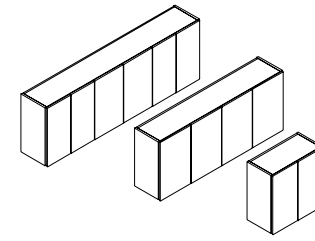
### TASK LIGHTING (RECESSED)

- Overhead tasklight cord is located on the right facing side. If the opposite location is required please contact customer service.
- LT-LED24R: 24" LED Task light - \$190
- LT-LED48R: 48" LED Task light - \$245
- LT-LED60R: 60" LED Task light - \$310
- LT-LED72R: 72" LED Task light - \$335
- LC24: Linking Task light cable - \$25



# NOT SO square office.

Double Height Wall Hung Overheads  
Panel Doors



1 Select a model w" x d" x h"	weight	Standard Veneer Top Standard Veneer Chassis		Premium Veneer Top Premium Veneer Chassis		High Pressure Laminate Top Veneer Chassis		Thermally Fused Laminate Top Thermally Fused Laminate Chassis																																									
		<p><b>6 Door / 3 Section</b></p> <p>93 x 14 x 29    265    NSS9329WH330W    3892    NSS9329WH330P    4282    "G" Option N/A    NSS9329WH330M    2896</p> <p>87 x 14 x 29    250    NSS8729WH330W    3830    NSS8729WH330P    4213    "G" Option N/A    NSS8729WH330M    2767</p> <p><b>4 Door / 2 Section</b></p> <p>83 x 14 x 29    235    NSS8329WH330W    3774    NSS8329WH330P    4152    "G" Option N/A    NSS8329WH330M    2048</p> <p>70 x 14 x 29    220    NSS7029WH330W    3183    NSS7029WH330P    3502    "G" Option N/A    NSS7029WH330M    1941</p> <p>64 x 14 x 29    200    NSS6429WH330W    3156    NSS6429WH330P    3472    "G" Option N/A    NSS6429WH330M    1899</p> <p>58 x 14 x 29    180    NSS5829WH330W    3094    NSS5829WH330P    3404    "G" Option N/A    NSS5829WH330M    1822</p> <p><b>2 Door / 1 Section</b></p> <p>35 x 14 x 29    85    NSS3529WH330W    1671    NSS3529WH330P    1839    "G" Option N/A    NSS3529WH330M    1305</p> <p>29 x 14 x 29    75    NSS2929WH330W    1632    NSS2929WH330P    1796    "G" Option N/A    NSS2929WH330M    1266</p>																																															
<p><b>2 Select a finish</b> <i>View finish details</i></p> <table border="0"> <tr> <td>WAC</td><td>WGW</td><td>TBCO</td><td>MAC</td> </tr> <tr> <td>WRC</td><td>WBW</td><td>TBSW</td><td>MEC</td> </tr> <tr> <td>WIC</td><td>WSW</td><td>TSTV</td><td>MHC</td> </tr> <tr> <td>WEC</td><td>WNW</td><td>TSMV</td><td>MOC</td> </tr> <tr> <td>WHC</td><td>WWP</td><td>TSLV</td><td>MGW</td> </tr> <tr> <td>WOC</td><td></td><td>TOBW</td><td>MTW</td> </tr> <tr> <td>WAM</td><td></td><td>WBO</td><td>MSW</td> </tr> <tr> <td>WCM</td><td></td><td>WMO</td><td>MWL</td> </tr> <tr> <td>WWM</td><td></td><td>WSO</td><td></td> </tr> <tr> <td>WEW</td><td></td><td></td><td></td> </tr> </table>										WAC	WGW	TBCO	MAC	WRC	WBW	TBSW	MEC	WIC	WSW	TSTV	MHC	WEC	WNW	TSMV	MOC	WHC	WWP	TSLV	MGW	WOC		TOBW	MTW	WAM		WBO	MSW	WCM		WMO	MWL	WWM		WSO		WEW			
WAC	WGW	TBCO	MAC																																														
WRC	WBW	TBSW	MEC																																														
WIC	WSW	TSTV	MHC																																														
WEC	WNW	TSMV	MOC																																														
WHC	WWP	TSLV	MGW																																														
WOC		TOBW	MTW																																														
WAM		WBO	MSW																																														
WCM		WMO	MWL																																														
WWM		WSO																																															
WEW																																																	
<p><b>3 Select a edge</b> <i>View edge details</i></p> <table border="0"> <tr> <td>Edge</td><td></td><td>Edge</td><td>Edge</td> </tr> <tr> <td>N/A</td><td></td><td>N/A</td><td>N/A</td> </tr> </table>										Edge		Edge	Edge	N/A		N/A	N/A																																
Edge		Edge	Edge																																														
N/A		N/A	N/A																																														
<p><b>4 Select hardware</b> <i>View hardware details</i></p> <table border="0"> <tr> <td>Hardware</td><td></td><td>Hardware</td><td>Hardware</td> </tr> <tr> <td>N/A</td><td></td><td>N/A</td><td>N/A</td> </tr> </table>										Hardware		Hardware	Hardware	N/A		N/A	N/A																																
Hardware		Hardware	Hardware																																														
N/A		N/A	N/A																																														

*View statement of line*

## Product features.

- 1 Adjustable shelf per section standard
- Black painted top
- Interior cabinet depth 12"
- Interior shelf depth 11.5"
- Mounting rails included
- Panel doors with concealed finger pull

### NOTES

- Proper installation is critical to ensure safety from possible falling cabinets. The factory assumes no liability for damage or injury from The following: installation into non-load bearing or unlevel walls. Improper fasteners used in installation. Overloading of cabinets resulting in failures of wall and surrounding structures, fasteners, or cabinet construction. Misuse of cabinets for intended purposes.

## Options.

### DOOR

- D2: Door Lock - \$100 per door set
- D6: Delete Doors - n/c
- D95C: Soft Close Door Hinges - \$20 per door
- WPD3061: Designer White - \$80 per door

### INTERIOR CABINET LIGHTING

LEDPK starter kit includes Infeed, 1 Puck Interior Light and the ability to daisy chain up to 6 total Puck Lights

- LED Puck Starter Kit - \$310
- PK: 1 LED Interior Light - \$130

### TASK LIGHTING (RECESSED)

Overhead tasklight cord is located on the right facing side. If the opposite location is required please contact customer service.

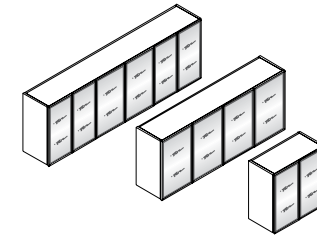
- LT-LED24R: 24" LED Task light - \$190
- LT-LED48R: 48" LED Task light - \$245
- LT-LED60R: 60" LED Task light - \$310
- LT-LED72R: 72" LED Task light - \$335
- LC24: Linking Task light cable - \$25

### SHELF

- GS14F: Replace Standard Shelves with Glass Shelves - \$90 per shelf
- S714F: Heavy Duty Lumber 1" Shelves - \$80 per shelf ("M" Styles - n/a)

# NOT SO square office.

Double Height Wall Hung Overheads  
Silverluma Frame / Doors



1 Select a model w" x d" x h"	weight	Standard Veneer Top Standard Veneer Chassis		Premium Veneer Top Premium Veneer Chassis		High Pressure Laminate Top Veneer Chassis		Thermally Fused Laminate Top Thermally Fused Laminate Chassis																																									
		<p><b>6 Door / 3 Section</b></p> <p>93 x 14 x 29    265    NSS9329WH331W    4809    NSS9329WH331P    5290    "G" Option N/A    NSS9329WH331M    3579</p> <p>87 x 14 x 29    250    NSS8729WH331W    4663    NSS8729WH331P    5130    "G" Option N/A    NSS8729WH331M    3451</p> <p><b>4 Door / 2 Section</b></p> <p>70 x 14 x 29    220    NSS7029WH331W    3819    NSS7029WH331P    4201    "G" Option N/A    NSS7029WH331M    2200</p> <p>64 x 14 x 29    200    NSS6429WH331W    3718    NSS6429WH331P    4090    "G" Option N/A    NSS6429WH331M    2354</p> <p>58 x 14 x 29    180    NSS5829WH331W    3572    NSS5829WH331P    3930    "G" Option N/A    NSS5829WH331M    2278</p> <p><b>2 Door / 1 Section</b></p> <p>35 x 14 x 29    85    NSS3529WH331W    2025    NSS3529WH331P    2228    "G" Option N/A    NSS3529WH331M    1526</p> <p>29 x 14 x 29    75    NSS2929WH331W    1913    NSS2929WH331P    2105    "G" Option N/A    NSS2929WH331M    1493</p>																																															
<p><b>2 Select a finish</b> <i>View finish details</i></p> <table border="0"> <tr> <td>WAC</td><td>WGW</td><td>TBCO</td><td>MAC</td> </tr> <tr> <td>WRC</td><td>WBW</td><td>TBSW</td><td>MEC</td> </tr> <tr> <td>WIC</td><td>WSW</td><td>TSTV</td><td>MHC</td> </tr> <tr> <td>WEC</td><td>WNW</td><td>TSMV</td><td>MOC</td> </tr> <tr> <td>WHC</td><td>WWP</td><td>TSLV</td><td>MGW</td> </tr> <tr> <td>WOC</td><td></td><td>TOBW</td><td>MTW</td> </tr> <tr> <td>WAM</td><td></td><td>WBO</td><td>MSW</td> </tr> <tr> <td>WCM</td><td></td><td>WMO</td><td>MWL</td> </tr> <tr> <td>WWM</td><td></td><td>WSO</td><td></td> </tr> <tr> <td>WEW</td><td></td><td></td><td></td> </tr> </table>										WAC	WGW	TBCO	MAC	WRC	WBW	TBSW	MEC	WIC	WSW	TSTV	MHC	WEC	WNW	TSMV	MOC	WHC	WWP	TSLV	MGW	WOC		TOBW	MTW	WAM		WBO	MSW	WCM		WMO	MWL	WWM		WSO		WEW			
WAC	WGW	TBCO	MAC																																														
WRC	WBW	TBSW	MEC																																														
WIC	WSW	TSTV	MHC																																														
WEC	WNW	TSMV	MOC																																														
WHC	WWP	TSLV	MGW																																														
WOC		TOBW	MTW																																														
WAM		WBO	MSW																																														
WCM		WMO	MWL																																														
WWM		WSO																																															
WEW																																																	
<p><b>3 Select an edge</b> <i>View edge details</i></p> <table border="0"> <tr> <td>Edge</td><td></td><td>Edge</td><td>Edge</td> </tr> <tr> <td>N/A</td><td></td><td>N/A</td><td>N/A</td> </tr> </table>										Edge		Edge	Edge	N/A		N/A	N/A																																
Edge		Edge	Edge																																														
N/A		N/A	N/A																																														
<p><b>4 Select hardware</b> <i>View hardware details</i></p> <table border="0"> <tr> <td>Hardware</td><td></td><td>Hardware</td><td>Hardware</td> </tr> <tr> <td>N/A</td><td></td><td>N/A</td><td>N/A</td> </tr> </table>										Hardware		Hardware	Hardware	N/A		N/A	N/A																																
Hardware		Hardware	Hardware																																														
N/A		N/A	N/A																																														

[View statement of line](#)

## Product features.

- Black painted top
- Interior cabinet depth 12"
- Interior shelf depth 11.5"
- Mounting rails included
- Silverluma doors w/ frosted acrylic inserts

### NOTES

- 1 Adjustable Shelf per section
- Proper installation is critical to ensure safety from possible falling cabinets.
- The factory assumes no liability for damage or injury from The following: installation into non-load bearing or unlevel walls. Improper fasteners used in installation. Overloading of cabinets resulting in failures of wall and surrounding structures, fasteners, or cabinet construction. Misuse of cabinets for intended purposes.

## Options.

### DOOR

- D2: Door Lock - \$100 per door set
- D6: Delete Doors - n/c
- D9SC: Soft Close Door Hinges - \$20 per door

### INTERIOR CABINET LIGHTING

- LEDPK starter kit includes Infeed, 1 Puck Interior Light and the ability to daisy chain up to 6 total Puck Lights
- LED Puck Starter Kit - \$310
- PK: 1 LED Interior Light - \$130

### TASK LIGHTING (RECESSED)

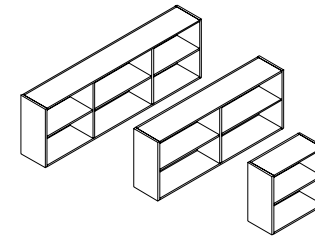
- Overhead tasklight cord is located on the right facing side. If the opposite location is required please contact customer service.
- LT-LED24R: 24" LED Task light - \$190
- LT-LED48R: 48" LED Task light - \$245
- LT-LED60R: 60" LED Task light - \$310
- LT-LED72R: 72" LED Task light - \$335
- LC24: Linking Task light cable - \$25

### SHELF

- GS14F: Replace Standard Shelves with Glass Shelves - \$90 per shelf
- S714F: Heavy Duty Lumber 1" Shelves - \$80 per shelf ("M" Styles - n/a)

# NOT SO square office.

Double Height Wall Hung Overheads  
Open Storage Cabinet



1 Select a model w" x d" x h"	weight	Standard Veneer Top Standard Veneer Chassis		Premium Veneer Top Premium Veneer Chassis		High Pressure Laminate Top Veneer Chassis		Thermally Fused Laminate Top Thermally Fused Laminate Chassis	
		<p><b>3 Section</b></p> <p>93 x 14 x 29    215    NSS9329WH332W    3520    NSS9329WH332P    3872    "G" Option N/A    NSS9329WH332M    2336</p> <p>87 x 14 x 29    200    NSS8729WH332W    3454    NSS8729WH332P    3800    "G" Option N/A    NSS8729WH332M    2206</p> <p>83 x 14 x 29    190    NSS8329WH332W    3391    NSS8329WH332P    3731    "G" Option N/A    NSS8329WH332M    1678</p> <p><b>2 Section</b></p> <p>70 x 14 x 29    180    NSS7029WH332W    2897    NSS7029WH332P    3187    "G" Option N/A    NSS7029WH332M    1560</p> <p>64 x 14 x 29    170    NSS6429WH332W    2840    NSS6429WH332P    3124    "G" Option N/A    NSS6429WH332M    1529</p> <p>58 x 14 x 29    150    NSS5829WH332W    2773    NSS5829WH332P    3051    "G" Option N/A    NSS5829WH332M    1454</p> <p><b>1 Section</b></p> <p>35 x 14 x 29    70    NSS3529WH332W    1548    NSS3529WH332P    1703    "G" Option N/A    NSS3529WH332M    1119</p> <p>29 x 14 x 29    60    NSS2929WH332W    1513    NSS2929WH332P    1665    "G" Option N/A    NSS2929WH332M    1080</p>							
2 Select a finish <i>View finish details</i>		WAC	WGW	TBCO	MAC				
		WRC	WBW	TBSW	MEC				
		WIC	WSW	TSTV	MHC				
		WEC	WNW	TSMV	MOC				
		WHC	WWP	TSLV	MGW				
		WOC		TOBW	MTW				
		WAM		WBO	MSW				
		WCM		WMO	MWL				
		WWW		WSO					
		WEW							
3 Select an edge <i>View edge details</i>		Edge		Edge	Edge				
		N/A		N/A	N/A				
4 Select hardware <i>View hardware details</i>		Hardware		Hardware	Hardware				
		N/A		N/A	N/A				

[View statement of line](#)

## Product features.

- 1 Adjustable shelf per section
- Black painted top
- Interior cabinet depth 12"
- Interior shelf depth 11.5"
- Mounting rails included

### NOTES

- 1 or 2 Optional Doors Available
- Sliding doors will not pass each other

## Options.

### SLIDING DOOR

- SLD29LD: Laminate Door - \$260 per door
- SLD29FD: SilverLuma / Frost Door ("W", "M" only) - \$415 per door
- SLD29WD: Wood Door - \$310 per door

### TASK LIGHTING (RECESSED)

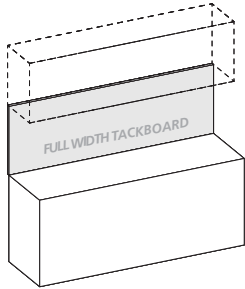
- Overhead tasklight cord is located on the right facing side. If the opposite location is required please contact customer service.
- LT-LED24R: 24" LED Task light - \$190
  - LT-LED48R: 48" LED Task light - \$245
  - LT-LED60R: 60" LED Task light - \$310
  - LT-LED72R: 72" LED Task light - \$335
  - LC24: Linking Task light cable - \$25

### SHELF

- GS14F: Replace Standard Shelves with Glass Shelves - \$90 per shelf
- S714F: Heavy Duty Lumber 1" Shelves - \$80 per shelf ("M" Styles - n/a)

# NSS Office tackboards.

## Wall hung tackboards Full width tackboards

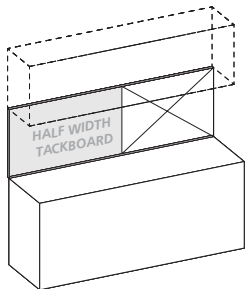


Product Width	Panel Dimension	SKU	COM	1	2	3	4	5	6	7	8	9	10	11/L1	12	13/L2
93"	93 x .75 x 24	FTWH9324	465	576	627	678	729	780	831	882	933	984	1035	1086	1137	1239
87"	87 x .75 x 24	FTWH8724	448	539	587	635	683	731	779	827	875	923	971	1019	1067	1163
83"	83 x .75 x 24	FTWH8324	422	514	560	606	652	698	744	790	836	882	928	974	1020	1112
76"	76 x .75 x 24	FTWH7624	388	471	514	557	600	643	686	729	772	815	858	901	944	1030
70"	70 x .75 x 24	FTWH7024	355	434	474	514	554	594	634	674	714	754	794	834	874	954
64"	64 x .75 x 24	FTWH6424	322	396	432	468	504	540	576	612	648	684	720	756	792	864
58"	58 x .75 x 24	FTWH5824	294	359	391	423	455	487	519	551	583	615	647	679	711	775
47"	47 x .75 x 24	FTWH4724	236	291	318	345	372	399	426	453	480	507	534	561	588	642
35"	35 x .75 x 24	FTWH3524	176	217	237	257	277	297	317	337	357	377	397	417	437	477
29"	29 x .75 x 24	FTWH2924	142	179	196	213	230	247	264	281	298	315	332	349	366	400

### Standard Features

- Constructed of .5" thick fiberboard
- Fabric is precisely aligned and fitted to the tackboard
- Adhered to the rigid hardboard with staples

## Wall hung tackboards Half width tackboards



Product Width	Panel Dimension	SKU	COM	1	2	3	4	5	6	7	8	9	10	11/L1	12	13/L2
93 Half Width	46.5 x .75 x 24	FTWH4624	233	288	313	338	363	388	413	438	463	488	513	538	563	613
87 Half Width	43.5 x .75 x 24	FTWH4324	225	270	294	318	342	366	390	414	438	462	486	510	534	582
83 Half Width	41.5 x .75 x 24	FTWH4124	211	257	280	303	326	349	372	395	418	441	464	487	510	556
76 Half Width	38 x .75 x 24	FTWH3824	194	235	256	277	298	319	340	361	382	403	424	445	466	508
70 Half Width	35 x .75 x 24	FTWH3524	178	217	237	257	277	297	317	337	357	377	397	417	437	477
64 Half Width	32 x .75 x 24	FTWH3224	161	198	216	234	252	270	288	306	324	342	360	378	396	432

### Standard Features

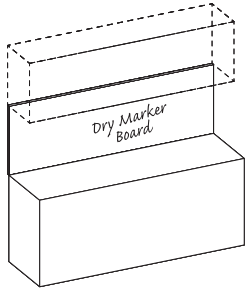
- Constructed of .5" thick fiberboard
- Fabric is precisely aligned and fitted to the tackboard
- Adhered to the rigid hardboard with staples
- Hung with Z-Strip mounting system

### Notes

- Half width tackboards can be specified and combined with a Veneer Panel, Marker Board, Slat Wall or Glass Board. See "Half Width" items under product width.
- Specify right or left facing tackboard

## NSS Office tackboards.

Wall hung dry marker board  
Full width dry marker board

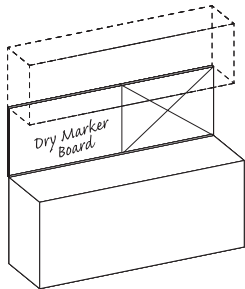


Product Width	Panel Dimension	SKU	List
93	93 x .75 x 24	DMWH9324	1161
87	87 x .75 x 24	DMWH8724	1086
83	83 x .75 x 24	DMWH8324	1023
76	76 x .75 x 24	DMWH7624	948
70	70 x .75 x 24	DMWH7024	874
64	64 x .75 x 24	DMWH6424	799
58	58 x .75 x 24	DMWH5824	724
47	47 x .75 x 24	DMWH4724	587
35	35 x .75 x 24	DMWH3524	437
29	29 x .75 x 24	DMWH2924	362

### Standard Features

- Dry marker panel has edge trim molding
- Standard magnetic surface
- Hung with Z-Strip mounting system

Wall hung dry marker board  
Half width dry marker board



Product Width	Panel Dimension	SKU	List
93 Half Width	46.5 x .75 x 24	DMWH4624	580
87 Half Width	43.5 x .75 x 24	DMWH4324	543
83 Half Width	41.5 x .75 x 24	DMWH4124	518
76 Half Width	38 x .75 x 24	DMWH3824	474
70 Half Width	35 x .75 x 24	DMWH3524	437
64 Half Width	32 x .75 x 24	DMWH3224	399

### Standard Features

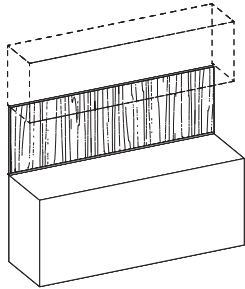
- Dry marker panel has edge trim molding
- Standard magnetic surface
- Hung with Z-Strip mounting system

### Notes

- Half width dry marker boards can be specified and combined with a Tackboard, Veneer Panel, Slat Wall or Glass Board. See "Half Width" items under product width.
- Specify right or left facing dry marker board

## NSS Office tackboards.

Wall hung veneer panel  
*Full width veneer panel*



Product Width	Panel Dimension	SKU	List
93	93 x .75 x 24	VPWH9324	967
87	87 x .75 x 24	VPWH8724	905
83	83 x .75 x 24	VPWH8324	853
76	76 x .75 x 24	VPWH7624	790
70	70 x .75 x 24	VPWH7024	728
64	64 x .75 x 24	VPWH6424	666
58	58 x .75 x 24	VPWH5824	603
47	47 x .75 x 24	VPWH4724	489
35	35 x .75 x 24	VPWH3524	364
29	29 x .75 x 24	VPWH2924	302

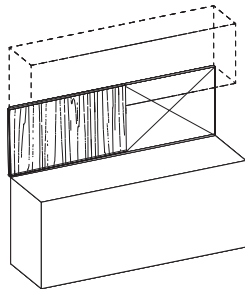
### Standard Features

- Veneer edges

### Notes

- Vertical wire channels on back for task light cords
- Steel mounting wall channel is recessed for flush mounting
- Hung with Z-Strip mounting system
- Can be used with or without overhead cabinet
- Required for other accessory panels

Wall hung veneer panel  
*Hang width veneer panel*



Product Width	Panel Dimension	SKU	List
93 Half Width	46.5 x .75 x 24	VPWH4624	484
87 Half Width	43.5 x .75 x 24	VPWH4324	452
83 Half Width	41.5 x .75 x 24	VPWH4124	432
76 Half Width	38 x .75 x 24	VPWH3824	395
70 Half Width	35 x .75 x 24	VPWH3524	364
64 Half Width	32 x .75 x 24	VPWH3224	333

### Standard Features

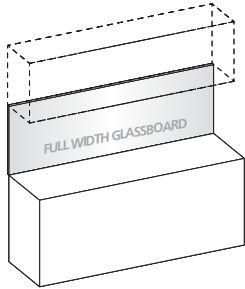
- Veneer edges
- Vertical wire channels on back for task light cords
- Steel mounting wall channel is recessed for flush mouting
- Hung with Z-Strip mounting system

### Notes

- Half width veneer panels can be specified and combined with a Tackboard, Marker Board, Slat Wall or Glass Board. See "Half Width" items under product width.
- Specify right or left facing veneer panel
- Can be used with or without overhead cabinet
- Required for other accessory panels

## NSS Office tackboards.

Wall hung glassboard  
Full width glassboards

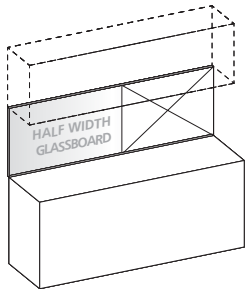


Product Width	Panel Dimension	SKU	List
93	93 x .75 x 24	GBWH9324	2753
87	87 x .75 x 24	GBWH8724	2586
83	83 x .75 x 24	GBWH8324	2475
76	76 x .75 x 24	GBWH7624	2281
70	70 x .75 x 24	GBWH7024	2114
64	64 x .75 x 24	GBWH6424	1948
58	58 x .75 x 24	GBWH5824	1780
47	47 x .75 x 24	GBWH4724	1476
35	35 x .75 x 24	GBWH3524	1142
29	29 x .75 x 24	GBWH2924	976

Standard Features  
- 4 mm tempered glass

Notes  
- Earth magnets are required to hold items securely in place  
- Hung with Z-Strip mounting system  
- Use glass cleaner or alcohol to clean  
- Standard dry erase markers may be used

Wall hung glassboard  
Half width glassboards



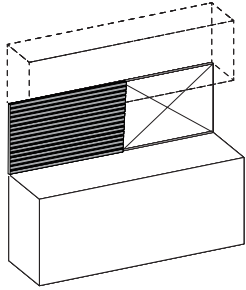
Product Width	Panel Dimension	SKU	List
93 Half Width	46.5 x .75 x 24	GBWH4624	1461
87 Half Width	43.5 x .75 x 24	GBWH4324	1378
83 Half Width	41.5 x .75 x 24	GBWH4124	1323
76 Half Width	38 x .75 x 24	GBWH3824	1232
70 Half Width	35 x .75 x 24	GBWH3524	1142
64 Half Width	32 x .75 x 24	GBWH3224	1059

Standard Features  
- 4 mm tempered glass  
- Hung with Z-Strip mounting system

Notes  
- Half width glassboards can be specified and combined with a Tackboard, Veneer panel, Marker Board or Slat Wall. See "Half Width" items under product width.  
- Must specify Right or left facing glassboard  
- Use glass cleaner or alcohol to clean  
- Standard dry erase markers may be used  
- Earth magnets are required to hold items securely in place

## NSS Office tackboards.

Wall hung slat wall  
Half width slat wall



Product Width	Panel Dimension	SKU	List
93 Half Width	46.5 x .75 x 24	SWWH4624	484
87 Half Width	43.5 x .75 x 24	SWWH4324	452
83 Half Width	41.5 x .75 x 24	SWWH4124	432
76 Half Width	38 x .75 x 24	SWWH3824	395
70 Half Width	35 x .75 x 24	SWWH3524	364
64 Half Width	32 x .75 x 24	SWWH3224	333

### Standard Features

- Available in silver or black
- Hung with Z-Strip mounting system

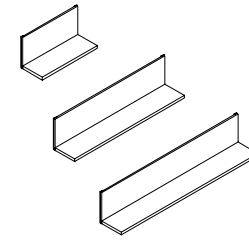
### Notes

- Half width slat walls can be specified and combined with a Tackboard, Veneer panel, Marker Board or Glassboard. See "Half Width" items under product width.
- Specify right or left facing slat wall
- For use on 42"/43" height consoles



# NOT SO square office.

Single Height Wall Hung Overheads  
Open Endless Shelf Single Height



1 Select a model w" x d" x h"	weight	Standard Veneer Top		Premium Veneer Top		High Pressure Laminate Top		Thermally Fused Laminate Top	
		Standard Veneer Chassis		Premium Veneer Chassis		Veneer Chassis		Thermally Fused Laminate Chassis	
93 x 14 x 18	100	NSS9318WH336W	2711	NSS9318WH336P	2983	"G" Option N/A		NSS9318WH336M	1642
87 x 14 x 18	95	NSS8718WH336W	2542	NSS8718WH336P	2797	"G" Option N/A		NSS8718WH336M	1582
83 x 14 x 18	90	NSS8318WH336W	2429	NSS8318WH336P	2672	"G" Option N/A		NSS8318WH336M	1531
76 x 14 x 18	85	NSS7618WH336W	2233	NSS7618WH336P	2457	"G" Option N/A		NSS7618WH336M	1481
70 x 14 x 18	80	NSS7018WH336W	2065	NSS7018WH336P	2272	"G" Option N/A		NSS7018WH336M	1446
64 x 14 x 18	75	NSS6418WH336W	1896	NSS6418WH336P	2086	"G" Option N/A		NSS6418WH336M	1357
58 x 14 x 18	70	NSS5818WH336W	1727	NSS5818WH336P	1900	"G" Option N/A		NSS5818WH336M	1294
48 x 14 x 18	50	NSS4818WH336W	1497	NSS4818WH336P	1647	"G" Option N/A		NSS4818WH336M	1046
35 x 14 x 18	35	NSS3518WH336W	1148	NSS3518WH336P	1263	"G" Option N/A		NSS3518WH336M	860
29 x 14 x 18	30	NSS2918WH336W	980	NSS2918WH336P	1078	"G" Option N/A		NSS2918WH336M	792
2 Select a finish <i>View finish details</i>		WAC	WGW	TBCO				MAC	
		WRC	WBW	TBSW				MEC	
		WIC	WSW	TSTV				MHC	
		WEC	WNW	TSMV				MOC	
		WHC	WWP	TSLV				MGW	
		WOC		TOBW				MTW	
		WAM		WBO				MSW	
		WCM		WMO				MWL	
		WWW		WSO					
		WEW							
3 Select a edge <i>View edge details</i>		Edge		Edge				Edge	
		N/A		N/A				N/A	
4 Select hardware <i>View hardware details</i>		Hardware		Hardware				Hardware	
		N/A		N/A				N/A	

[View statement of line](#)

## Product features.

- Mounting rails included

### NOTES

- Proper installation is critical to ensure safety from possible falling cabinets. The factory assumes no liability for damage or injury from the following: installation into non-load bearing or unlevel walls. Improper fasteners used in installation. Overloading of cabinets resulting in failures of wall and surrounding structures, fasteners, or cabinet construction. Misuse of cabinets for intended purposes.
- Max load per inch is 3lbs

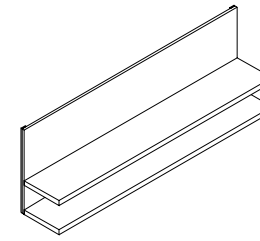
## Options.

### TASK LIGHTING (RECESSED)

- Overhead tasklight cord is located on the right facing side. If the opposite location is required please contact customer service.
- LT-LED24R: 24" LED Task light - \$190
  - LT-LED48R: 48" LED Task light - \$245
  - LT-LED60R: 60" LED Task light - \$310
  - LT-LED72R: 72" LED Task light - \$335
  - LC24: Linking Task light cable - \$25

# NOT SO square office.

Double Height Wall Hung Overheads  
Open Endless Shelf Double Height



1 Select a model w" x d" x h"	weight	Standard Veneer Top		Premium Veneer Top		High Pressure Laminate Top		Thermally Fused Laminate Top	
		Standard Veneer Chassis		Premium Veneer Chassis		Veneer Chassis		Thermally Fused Laminate Chassis	
93 x 14 x 29	160	NSS9329WH336W	3212	NSS9329WH336P	3534	"G" Option N/A		NSS9329WH336M	1934
87 x 14 x 29	150	NSS8729WH336W	3010	NSS8729WH336P	3311	"G" Option N/A		NSS8729WH336M	1868
83 x 14 x 29	140	NSS8329WH336W	2875	NSS8329WH336P	3163	"G" Option N/A		NSS8329WH336M	1802
76 x 14 x 29	130	NSS7629WH336W	2638	NSS7629WH336P	2902	"G" Option N/A		NSS7629WH336M	1740
70 x 14 x 29	120	NSS7029WH336W	2436	NSS7029WH336P	2680	"G" Option N/A		NSS7029WH336M	1698
64 x 14 x 29	110	NSS6429WH336W	2233	NSS6429WH336P	2457	"G" Option N/A		NSS6429WH336M	1591
58 x 14 x 29	100	NSS5829WH336W	2031	NSS5829WH336P	2235	"G" Option N/A		NSS5829WH336M	1515
48 x 14 x 29	80	NSS4829WH336W	1754	NSS4829WH336P	1930	"G" Option N/A		NSS4829WH336M	1219
35 x 14 x 29	60	NSS3529WH336W	1338	NSS3529WH336P	1472	"G" Option N/A		NSS3529WH336M	994
29 x 14 x 29	50	NSS2929WH336W	1137	NSS2929WH336P	1251	"G" Option N/A		NSS2929WH336M	913
2 Select a finish <i>View finish details</i>		WAC	WGW	TBCO				MAC	
		WRC	WBW	TBSW				MEC	
		WIC	WSW	TSTV				MHC	
		WEC	WNW	TSMV				MOC	
		WHC	WWP	TSLV				MGW	
		WOC		TOBW				MTW	
		WAM		WBO				MSW	
		WCM		WMO				MWL	
		WWW		WSO					
		WEW							
3 Select a edge <i>View edge details</i>		Edge		Edge				Edge	
		N/A		N/A				N/A	
4 Select hardware <i>View hardware details</i>		Hardware		Hardware				Hardware	
		N/A		N/A				N/A	

[View statement of line](#)

## Product features.

- Mounting rails included

### NOTES

- Proper installation is critical to ensure safety from possible falling cabinets. The factory assumes no liability for damage or injury from the following: installation into non-load bearing or unlevel walls. Improper fasteners used in installation. Overloading of cabinets resulting in failures of wall and surrounding structures, fasteners, or cabinet construction. Misuse of cabinets for intended purposes.  
- Max load per inch is 6lbs

## Options.

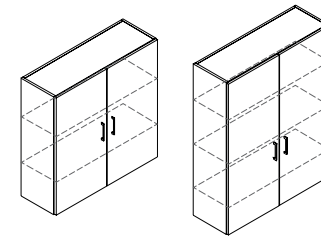
### TASK LIGHTING (RECESSED)

Overhead tasklight cord is located on the right facing side. If the opposite location is required please contact customer service.

- LT-LED24R: 24" LED Task light - \$190
- LT-LED48R: 48" LED Task light - \$245
- LT-LED60R: 60" LED Task light - \$310
- LT-LED72R: 72" LED Task light - \$335
- LC24: Linking Task light cable - \$25

# NOT SO square office.

Overhead Bookcases  
Panel Doors / Storage



[View statement of line](#)

1 Select a model w" x d" x h"	weight	Standard Veneer Top Standard Veneer Chassis		Premium Veneer Top Premium Veneer Chassis		High Pressure Laminate Top Veneer Chassis		Thermally Fused Laminate Top Thermally Fused Laminate Chassis	
		<b>42" Height</b> 42 x 14 x 42 35 x 14 x 42 29 x 14 x 42	150 130 120	NSS4242OH383W NSS3542OH383W NSS2942OH383W	2115 1840 1767	NSS4242OH383P NSS3542OH383P NSS2942OH383P	2327 2024 1944	"G" Option N/A "G" Option N/A "G" Option N/A	NSS4242OH383M NSS3542OH383M NSS2942OH383M
<b>54" Height</b> 42 x 14 x 54 35 x 14 x 54 29 x 14 x 54	165 145 135	NSS4254OH383W NSS3554OH383W NSS2954OH383W	2317 2019 1941	NSS4254OH383P NSS3554OH383P NSS2954OH383P	2549 2221 2136	"G" Option N/A "G" Option N/A "G" Option N/A	NSS4254OH383M NSS3554OH383M NSS2954OH383M	1308 1236 1203	
2 Select a finish <a href="#">View finish details</a>	WAC    WGW WRC    WBW WIC    WSW WEC    WNW WHC    WWP WOC WAM WCM WWW WEW		TBCO TBSW TSTV TSMV TSLV TOBW WBO WMO WSO				MAC MEC MHC MOC MGW MTW MSW MWL		
	Edge N/A		Edge N/A				Edge N/A		
4 Select hardware <a href="#">View hardware details</a>									

## Product features.

- 54" H unit has 1 adjustable shelf behind door
- Adjustable shelves (Full Storage), 42" - 2 shelves, 54" - 3 shelves
- Interior shelf depth 12"
- Interior cabinet depth 12.5"
- "W" styles - 42" H units finished top, 54" H units black painted top

### NOTES

- 1 Lock needed
- Unit has black back panel and is not designed for Open Plan use. Select OPB Option for Open Plan application.

## Options.

### DOOR

- D2: Door Lock - \$100 per door set
- D6: Delete Doors - n/c
- D9SC: Soft Close Door Hinges - \$20 per door
- WPD3061: Designer White - \$80 per door

### INTERIOR CABINET LIGHTING

- LEDPK starter kit includes Infeed, 1 Puck Interior Light and the ability to daisy chain up to 6 total Puck Lights
- LED Puck Starter Kit - \$310
- PK: 1 LED Interior Light - \$130

### OPEN PLAN - FINISHED BACK

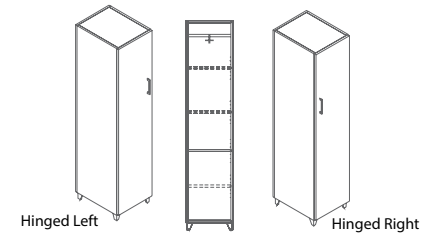
- OPB: "W" "G" Style - Modify Unit for Open Plan Application - \$295
- OPBM: "M" Style - Modify Unit for Open Plan Application - \$95

### SHELF

- S714F: Heavy Duty Lumber 1" Shelves - \$80 per shelf ("M" Styles - n/a)
- G514F: Replace Standard Shelves with Glass Shelves - \$90 per shelf

# NOT SO square office.

Freestanding Half Towers  
Wardrobe / Storage



1 Select a model w" x d" x h"	weight	Standard Veneer Top Standard Veneer Chassis		Premium Veneer Top Premium Veneer Chassis		High Pressure Laminate Top Veneer Chassis		Thermally Fused Laminate Top Thermally Fused Laminate Chassis	
		<b>Door Hinged Left</b> 16 x 21 x 83 16 x 21 x 71 <b>Door Hinged Right</b> 16 x 21 x 83 16 x 21 x 71	180 165 180 165	NSS1683TW283W NSS1671TW283W NSS1683TW284W NSS1671TW284W	3217 3060 3217 3060	NSS1683TW283P NSS1671TW283P NSS1683TW284P NSS1671TW284P	3539 3366 3539 3366	"G" Option N/A "G" Option N/A "G" Option N/A "G" Option N/A	NSS1683TW283M NSS1671TW283M NSS1683TW284M NSS1671TW284M
2 Select a finish <i>View finish details</i>		WAC WRC WIC WEC WHC WOC WAM WCM WWW WEW	WGW WBW WSW WNW WWP	TBCO TBSW TSTV TSMV TSLV TOBW WBO WMO WSO			MAC MEC MHC MOC MGW MTW MSW MWL		
3 Select an edge <i>View edge details</i>		Edge N/A		Edge N/A			Edge N/A		
4 Select hardware <i>View hardware details</i>		 PL-115 Matte Black PL-116 Matte Nickel PL-260 Anodized Aluminum PL-261 White Touch Latch		 PL-115 Matte Black PL-116 Matte Nickel PL-260 Anodized Aluminum PL-261 White Touch Latch			 PL-115 Matte Black PL-116 Matte Nickel PL-260 Anodized Aluminum PL-261 White Touch Latch		

*View statement of line*

## Product features.

- Interior cabinet depth 12.5"
- Full extension drawers
- Locking drawers
- Standard fixed shelf with 3 adjustable shelves (83")
- Standard fixed shelf with 3 adjustable shelves (71")
- Standard Silver Feet (optional White, Black)
- "W" styles - 71" H units finished top, 83" H units black painted top

### NOTES

- Flush cut credenza ends when ganging towers to credenza
- Unit has black back panel and is not designed for Open Plan use.  
Select OPB Option for Open Plan application.

## Options.

### DOOR

- D2: Door Lock - \$100 per door set
- D6: Delete Doors - n/c
- D9SC: Soft Close Door Hinges - \$20 per door
- WPD3061: Designer White - \$80 per door

### FEET

- D8: Delete feet (extend fronts to floor) - n/c

### OPEN PLAN – FINISHED BACK

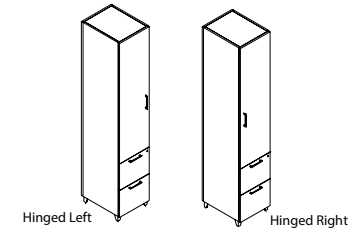
- OPB: "W" "G" Style - Modify Unit for Open Plan Application - \$295
- OPBM: "M" Style - Modify Unit for Open Plan Application - \$95

### PREMIUM FINISH OPTION

- MFB: Black metal finish - \$30 per foot
- MFW: White metal finish - \$30 per foot

# NOT SO square office.

Freestanding Half Towers  
Storage / File



## 1 Select a model

w" x d" x h"

weight	Standard Veneer Top Standard Veneer Chassis		Premium Veneer Top Premium Veneer Chassis		High Pressure Laminate Top Veneer Chassis		Thermally Fused Laminate Top Thermally Fused Laminate Chassis	
<b>Door Hinged Left</b>								
16 x 21 x 83	190	NSS1683TW291W 3353	NSS1683TW291P 3689	"G" Option N/A	NSS1683TW291M 1858			
16 x 21 x 71	175	NSS1671TW291W 3190	NSS1671TW291P 3509	"G" Option N/A	NSS1671TW291M 1682			
<b>Door Hinged Right</b>								
16 x 21 x 83	190	NSS1683TW292W 3353	NSS1683TW292P 3689	"G" Option N/A	NSS1683TW292M 1858			
16 x 21 x 71	175	NSS1671TW292W 3190	NSS1671TW292P 3509	"G" Option N/A	NSS1671TW292M 1682			

[View statement of line](#)

## 2 Select a finish

[View finish details](#)

WAC	WGW
WRC	WBW
WIC	WSW
WEC	WNW
WHC	WWP
WOC	
WAM	
WCM	
WWW	
WEW	

**Metal finish**  
MFS Silver. Additional metal finishes are available, see options.

## 3 Select a edge

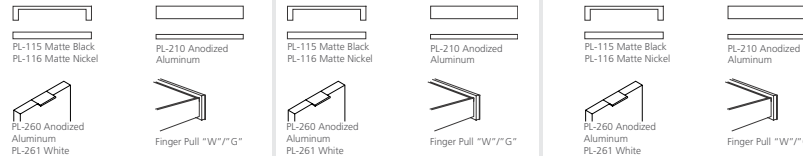
[View edge details](#)

Edge
N/A

## 4 Select hardware

[View hardware details](#)

Hardware
N/A



## Product features.

- Interior cabinet depth 12.5"
- Soft close suspension drawer(s)
- Standard fixed shelf with 2 adjustable shelves (71")
- Standard fixed shelf with 3 adjustable shelves (83")
- Standard Silver Feet (optional White, Black)
- "W" styles - 71" H units finished top, 83" H units black painted top

### NOTES

- Flush cut credenza ends when ganging towers to credenza
- Unit has black back panel and is not designed for Open Plan use. Select OPB Option for Open Plan application.

## Options.

### DOOR

- D2: Door Lock - \$100 per door set
- D6: Delete Doors - n/c
- D9SC: Soft Close Door Hinges - \$20 per door
- WPD3061: Designer White - \$80 per door

### DRAWER

- P6: Modify File/File to Box/Box/File - \$55 per pedestal
- P33: Wood Drawer Upgrade - \$45 per drawer

### FEET

- D8: Delete feet (extend fronts to floor) - n/c

### OPEN PLAN – FINISHED BACK

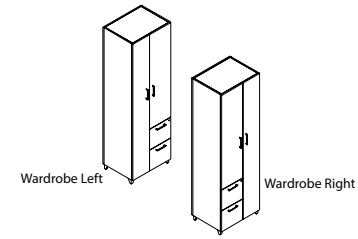
- OPB: "W" "G" Style - Modify Unit for Open Plan Application - \$295
- OPBM: "M" Style - Modify Unit for Open Plan Application - \$95

### PREMIUM FINISH OPTION

- Specify foot metal finish color - \$160 per unit. Contact customer service
- MFB: Black, MFW: White

# NOT SO square office.

Freestanding Towers  
Storage / File- Mini-Wardrobe



1 Select a model w" x d" x h"	weight	Standard Veneer Top Standard Veneer Chassis		Premium Veneer Top Premium Veneer Chassis		High Pressure Laminate Top Veneer Chassis		Thermally Fused Laminate Top Thermally Fused Laminate Chassis	
		<b>Wardrobe Left</b> 26 x 21 x 83 26 x 21 x 71	265 240	NSS2683TW293W NSS2671TW293W	4027 3847	NSS2683TW293P NSS2671TW293P	4430 4232	"G" Option N/A "G" Option N/A	NSS2683TW293M NSS2671TW293M
<b>Wardrobe Right</b> 26 x 21 x 83 26 x 21 x 71	265 240	NSS2683TW294W NSS2671TW294W	4027 3847	NSS2683TW294P NSS2671TW294P	4430 4232	"G" Option N/A "G" Option N/A	NSS2683TW294M NSS2671TW294M	2128 1895	
<b>2 Select a finish</b> <i>View finish details</i>		WAC WRC WIC	WGW WBW WSW	TBCO TBSW TSTV			MAC MEC MHC MOC		
<b>Metal finish</b> MFS Silver. Additional metal finishes are available, see options.		WEC WHC WOC WAM WCM WWW WEW	WNW WWP	TSMV TSLV TOBW WBO WMO WSO			MTW MSW MWL		
<b>3 Select an edge</b> <i>View edge details</i>		Edge N/A		Edge N/A			Edge N/A		
<b>4 Select hardware</b> <i>View hardware details</i>									

*View statement of line*

## Product features.

- Interior cabinet depth 12.5"
- Full extension drawers
- Locking drawers
- Soft close suspension drawer(s)
- Standard fixed shelf with 2 adjustable shelves (71")
- Standard fixed shelf with 3 adjustable shelves (83")
- Standard Silver Feet (optional White, Black)
- "W" styles - 71" H units finished top, 83" H units black painted top

### NOTES

- Flush cut credenza ends when ganging towers to credenza

## Options.

### DOOR

- D2: Door Lock - \$100 per door set
- D6: Delete Doors - n/c
- D9SC: Soft Close Door Hinges - \$20 per door
- WPD3061: Designer White - \$80 per door

### DRAWER

- P6: Modify File/File to Box/Box/File - \$55 per pedestal
- P33: Wood Drawer Upgrade - \$45 per drawer

### FEET

- D8: Delete feet (extend fronts to floor) - n/c

### OPEN PLAN – FINISHED BACK

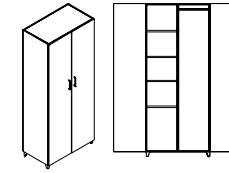
- OPB: "W" "G" Style - Modify Unit for Open Plan Application - \$295
- OPBM: "M" Style - Modify Unit for Open Plan Application - \$95

### PREMIUM FINISH OPTION

- Specify foot metal finish color - \$160 per unit. Contact customer service
- MFB: Black, MFW: White

# NOT SO square office.

Freestanding Towers  
Wardrobe / Storage Full Tower



## 1 Select a model

w" x d" x h"

weight	Standard Veneer Top		Premium Veneer Top		High Pressure Laminate Top		Thermally Fused Laminate Top	
	Standard Veneer Chassis		Premium Veneer Chassis		Veneer Chassis		Thermally Fused Laminate Chassis	
<b>83" Height</b>								
35 x 21 x 83	310	NSS3583TW275W	4320	NSS3583TW275P	4752	"G" Option N/A	NSS3583TW275M	2118
29 x 21 x 83	265	NSS2983TW275W	4038	NSS2983TW275P	4442	"G" Option N/A	NSS2983TW275M	2054
<b>71" Height</b>								
35 x 21 x 71	285	NSS3571TW275W	3865	NSS3571TW275P	4252	"G" Option N/A	NSS3571TW275M	1886
29 x 21 x 71	240	NSS2971TW275W	3583	NSS2971TW275P	3942	"G" Option N/A	NSS2971TW275M	1821

*View statement of line*

## 2 Select a finish

*View finish details*

**Metal finish**  
MFS Silver. Additional metal finishes are available, see options.

WAC	WGW
WRC	WBW
WIC	WSW
WEC	WNW
WHC	WWP
WOC	
WAM	
WCM	
WWW	
WEW	

TBCO  
TBSW  
TSTV  
TSMV  
TSLV  
TOBW  
WBO  
WMO  
WSO

MAC  
MEC  
MHC  
MOC  
MGW  
MTW  
MSW  
MWL

## 3 Select a edge

*View edge details*

Edge  
N/A

Edge  
N/A

Edge  
N/A

## 4 Select hardware

*View hardware details*

PL-115 Matte Black  
PL-116 Matte Nickel

PL-210 Anodized Aluminum

PL-115 Matte Black  
PL-116 Matte Nickel

PL-210 Anodized Aluminum

PL-115 Matte Black  
PL-116 Matte Nickel

PL-210 Anodized Aluminum

PL-260 Anodized Aluminum  
PL-261 White

Touch Latch

PL-260 Anodized Aluminum  
PL-261 White

Touch Latch

PL-260 Anodized Aluminum  
PL-261 White

Touch Latch

## Product features.

- 3 adjustable shelves, 2 fixed
- Interior cabinet depth 12.5"
- Standard 2 fixed shelves with 2 adjustable shelves (71")
- Standard 2 fixed shelves with 3 adjustable shelves (83")
- Standard Silver Feet (optional White, Black)
- Wardrobe left, storage right
- "W" styles - 71" H units finished top, 83" H units black painted top

### NOTES

- Flush cut credenza ends when ganging towers to credenza
- Unit has black back panel and is not designed for Open Plan use.
- Select OPB Option for Open Plan application.
- When specifying MOD310P, 1 lock needed

## Options.

### DOOR

- D2: Door Lock - \$100 per door set
- D6: Delete Doors - n/c
- D9SC: Soft Close Door Hinges - \$20 per door
- WPD3061: Designer White - \$80 per door

### FEET

- D8: Delete feet (extend fronts to floor) - n/c

### OPEN PLAN – FINISHED BACK

- OPB: "W" "G" Style - Modify Unit for Open Plan Application - \$295
- OPBM: "M" Style - Modify Unit for Open Plan Application - \$95

### SHELF

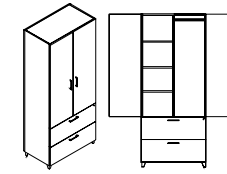
- MOD310P: Delete Center Partition / Add (3 - 71" / 4 - 83") Full Width Adj. Shelves & (1) Fixed - \$295

### PREMIUM FINISH OPTION

- Specify foot metal finish color - \$160 per unit. Contact customer service
- MFB: Black, MFW: White

# NOT SO square office.

Freestanding Towers  
Storage / File Full Tower



## 1 Select a model

w" x d" x h"

weight	Standard Veneer Top Standard Veneer Chassis		Premium Veneer Top Premium Veneer Chassis		High Pressure Laminate Top Veneer Chassis		Thermally Fused Laminate Top Thermally Fused Laminate Chassis	
	<b>83" Height</b> 35 x 21 x 83 29 x 21 x 83	350 325	NSS3583TW281W NSS2983TW281W	4561 4331	NSS3583TW281P NSS2983TW281P	5018 4765	"G" Option N/A "G" Option N/A	NSS3583TW281M NSS2983TW281M
<b>71" Height</b> 35 x 21 x 71 29 x 21 x 71	325 295	NSS3571TW281W NSS2971TW281W	4072 3870	NSS3571TW281P NSS2971TW281P	4480 4257	"G" Option N/A "G" Option N/A	NSS3571TW281M NSS2971TW281M	2180 2130

*View statement of line*

## 2 Select a finish

*View finish details*

**Metal finish**  
MFS Silver. Additional metal finishes are available, see options.

WAC	WGW
WRC	WBW
WIC	WSW
WEC	WNW
WHC	WWP
WOC	
WAM	
WCM	
WWW	
WEW	

TBCO  
TBSW  
TSTV  
TSMV  
TSLV  
TOBW  
WBO  
WMO  
WSO

MAC  
MEC  
MHC  
MOC  
MGW  
MTW  
MSW  
MWL

## 3 Select a edge

*View edge details*


Edge  
N/A

Edge  
N/A


Edge  
N/A

## 4 Select hardware

*View hardware details*

  
PL-115 Matte Black  
PL-116 Matte Nickel

  
PL-210 Anodized  
Aluminum

  
PL-115 Matte Black  
PL-116 Matte Nickel

  
PL-210 Anodized  
Aluminum

  
PL-115 Matte Black  
PL-116 Matte Nickel

  
PL-210 Anodized  
Aluminum

  
PL-260 Anodized  
Aluminum  
PL-261 White

  
Touch Latch

  
PL-260 Anodized  
Aluminum  
PL-261 White

  
Touch Latch

  
PL-260 Anodized  
Aluminum  
PL-261 White

  
Touch Latch

## Product features.

- 71" has 2 adj. shelves / 1 fixed shelf
- 83" has 3 adj. shelves / 1 fixed shelf
- Adjustable shelf per door section
- Full extension drawers
- Locking drawers
- Soft close suspension drawer(s)
- Standard Silver Feet (optional White, Black)
- "W" styles - 71" H units finished top, 83" H units black painted top
- Wardrobe left, storage right

### NOTES

- Flush cut credenza ends when ganging towers to credenza
- Unit has black back panel and is not designed for Open Plan use. Select OPB Option for Open Plan application.

## Options.

### DOOR

- D2: Door Lock - \$100 per door set
- D6: Delete Doors - n/c
- D9SC: Soft Close Door Hinges - \$20 per door
- WPD3061: Designer White - \$80 per door

### DRAWER

- P33: Wood Drawer Upgrade - \$45 per drawer

### FEET

- D8: Delete feet (extend fronts to floor) - n/c

### OPEN PLAN – FINISHED BACK

- OPB: "W" "G" Style - Modify Unit for Open Plan Application - \$295
- OPBM: "M" Style - Modify Unit for Open Plan Application - \$95

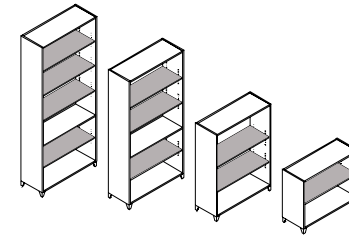
### SHELF

- MOD300P: Delete Center Partition / Add 2 (71") or 3 (83") Full Width Adj. Shelves - \$295
- Premium Finish Option
- Specify foot metal finish color - \$160 per unit. Contact customer service
- MFB: Black, MFW: White



# NOT SO square office.

Open Bookcases  
Freestanding



1 Select a model w" x d" x h"	weight	Standard Veneer Top Standard Veneer Chassis		Premium Veneer Top Premium Veneer Chassis		High Pressure Laminate Top Veneer Chassis		Thermally Fused Laminate Top Thermally Fused Laminate Chassis	
		<b>35" Width</b> 35 x 14 x 83 35 x 14 x 71 35 x 14 x 60 35 x 14 x 48 35 x 14 x 29 <b>29" Width</b> 29 x 14 x 83 29 x 14 x 71 29 x 14 x 60 29 x 14 x 48 29 x 14 x 29	195 175 155 120 95 190 170 150 115 90	NSS3583BK250W NSS3571BK250W NSS3560BK250W NSS3548BK250W NSS3529BK250W NSS2983BK250W NSS2971BK250W NSS2960BK250W NSS2948BK250W NSS2929BK250W	3104 2796 2487 1694 1503 2885 2599 2312 1575 1396	NSS3583BK250P NSS3571BK250P NSS3560BK250P NSS3548BK250P NSS3529BK250P NSS2983BK250P NSS2971BK250P NSS2960BK250P NSS2948BK250P NSS2929BK250P	3415 3076 2736 1864 1654 3174 2859 2544 1733 1536	"G" Option N/A "G" Option N/A "G" Option N/A "G" Option N/A "G" Option N/A "G" Option N/A "G" Option N/A "G" Option N/A "G" Option N/A "G" Option N/A	NSS3583BK250M NSS3571BK250M NSS3560BK250M NSS3548BK250M NSS3529BK250M NSS2983BK250M NSS2971BK250M NSS2960BK250M NSS2948BK250M NSS2929BK250M
<b>2 Select a finish</b> <i>View finish details</i>  <b>Metal finish</b> MFS Silver. Additional metal finishes are available, see options.	WAC WRC WIC WEC WHC WOC WAM WCM WWM WEW  Edge N/A	WGW WBW WSW WNW WWP	TBCO TBSW TSTV TSMV TSLV TOBW WBO WMO WSO	TBCO TBSW TSTV TSMV TSLV TOBW WBO WMO WSO	TBCO TBSW TSTV TSMV TSLV TOBW WBO WMO WSO	"G" Option N/A "G" Option N/A "G" Option N/A "G" Option N/A "G" Option N/A "G" Option N/A "G" Option N/A "G" Option N/A "G" Option N/A "G" Option N/A	MAC MEC MHC MOC MGW MTW MSW MWL	MAC MEC MHC MOC MGW MTW MSW MWL	
<b>3 Select an edge</b> <i>View edge details</i>	Edge N/A	Edge N/A	Edge N/A	Edge N/A	Edge N/A	Edge N/A	Edge N/A	Edge N/A	
<b>4 Select hardware</b> <i>View hardware details</i>	Hardware N/A	Hardware N/A	Hardware N/A	Hardware N/A	Hardware N/A	Hardware N/A	Hardware N/A	Hardware N/A	

*View statement of line*

## Product features.

- 3/4" thick back
- Interior shelf depth 12"
- Metal legs standard
- Standard Silver Feet (optional White, Black)
- "W" styles - 29", 48", 60", and 71" H units finished top, 83" H units black painted top

### NOTES

- Adjustable shelves shaded in gray
- For bookcase unit to align w/ work surface specify storage Credenza on pg 13 and delete doors.
- Unit has black back panel and is not designed for Open Plan use. Select OPB Option for Open Plan application.

## Options.

### FEET

- D8: Delete feet - n/c

### INTERIOR CABINET LIGHTING

- LEDPK starter kit includes Infeed, 1 Puck Interior Light and the ability to daisy chain up to 6 total Puck Lights
- LED Puck Starter Kit - \$310
- PK: 1 LED Interior Light - \$130

### OPEN PLAN – FINISHED BACK

- OPB: "W" "G" Style - Modify Unit for Open Plan Application - \$295
- OPBM: "M" Style - Modify Unit for Open Plan Application - \$95

### SHELF

- GS14F: Replace Standard Shelves with Glass Shelves - \$90 per shelf
- S714F: Heavy Duty Lumber 1" Shelves - \$80 per shelf ("M" Styles - n/a)

### PREMIUM FINISH OPTION

- Specify foot metal finish color - \$160 per unit. Contact customer service
- MFB: Black, MFW: White

Not so square options.



COMPUTER SUPPORT  
*single monitor arm*

Style Number	List Price
MA1	280

### Specifications

- Available in black or silver
- Desk clamp and mounting included
- Easy assembly and flexibility
- Elastic painting process for a durable and beautiful finish
- Gas spring tension adjustment for counter-balance height adjustment for monitors 1-8 KG
- Gas spring tested to 50,000 repetitions
- Hidden cable management



COMPUTER SUPPORT  
*double monitor arm*

Style Number	List Price
MA2	450

### Specifications

- Available in black or silver
- Desk clamp and mounting included
- Easy assembly and flexibility
- Elastic painting process for a durable and beautiful finish
- Gas spring tension adjustment for counter-balance height adjustment for monitors 1-8 KG
- Gas spring tested to 50,000 repetitions
- Hidden cable management



COMPUTER SUPPORT  
*triple monitor arm*

Style Number	List Price
MA3	530

### Specifications

- Available in black or silver
- Desk clamp and mounting included
- Easy assembly and flexibility
- Elastic painting process for a durable and beautiful finish
- Gas spring tension adjustment for counter-balance height adjustment for monitors 1-8 KG
- Gas spring tested to 50,000 repetitions
- Hidden cable management



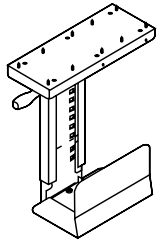
COMPUTER SUPPORT  
*quadruple monitor arm*

Style Number	List Price
MA4	705

### Specifications

- Available in black
- Desk clamp and mounting included
- Easy assembly and flexibility
- Elastic painting process for a durable and beautiful finish
- Gas spring tension adjustment for counter-balance height adjustment for monitors 1-8 KG
- Gas spring tested to 50,000 repetitions
- Hidden cable management

Not so square options.



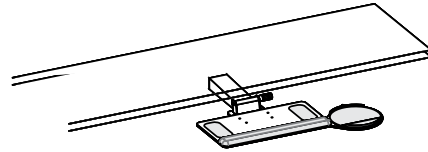
COMPUTER SUPPORT  
*cpu retractable cradle*

Style Number	List Price
K18	205

Specifications

- Black Metal CPU Carriage
- Full 360° swivel capability allows easy access to rear of CPU for cables / wires
- Track allows 8- 1/2" extension
- Width Adjustment 5-1/2" to 9-1/4"
- Height adjustment 14- 5/8" to 20- 1/2"
- Black epoxy finish

Notes  
- Factory Installed



COMPUTER SUPPORT  
*articulating keyboard tray*

Style Number	List Price
Factory Installed K28	395
Field Installed K28F	415

Specifications

- Adjusts effortlessly - A simple one-handed motion allows the keyboard to be repositioned instantly, without the use of locks or levers
- Encourages low-risk postures - Maximizes adjustability within a safe operating range.
- Will last a lifetime - Exceeds all applicable BIFMA Standards and comes with a lifetime guarantee.

Notes  
- Available on: Freestanding Desk  
- Factory Installed (standard)  
- FIELD INSTALL - \$415



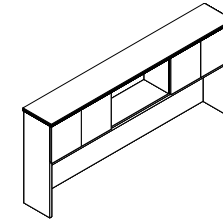
DOOR MODIFICATIONS  
*soft close door hinge*

Style Number	List Price
D9SC	20 Per door

Specifications

- Snap onto standard door hinge
- Requires (2) per door
- Max door height 43"
- Factory installed where specified
- Individually shipped for field installation

Notes  
- Specify Each Item To Have Slow Close Feature



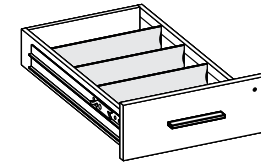
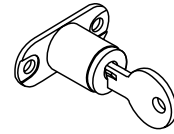
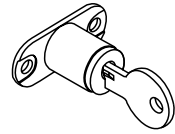
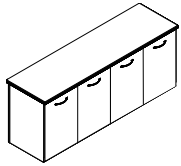
DOOR MODIFICATIONS  
*delete doors*

Style Number	List Price
D6	N/C

Specifications

- Standard Door overheads and cabinets can have door deleted for open access. Modification of hinge rails and structural components are made face ready.

Not so square options.



**DOOR MODIFICATIONS**  
*delete doors/replace black laminate shelf w/ finished shelf*

Style Number	List Price
D6A	N/C

**Specifications**

- Delete doors and replace black laminate shelf with finished shelf
- Notes  
 - Available on: All Storage "W"/"G" Style Credenzas.

**DOOR MODIFICATIONS**  
*panel door lock*

Style Number	List Price
D2	100 Per door set

**Specifications**

- Door Locks - 1 Door w/ Lock, Other Door w/ Catch Latch
  - Contact Customer Service regarding limited lock locations and keying.
- Notes  
 - Available on: Panel Doors, Wood Frame Doors, and Silverluma doors

**DOOR MODIFICATIONS**  
*glass door lock*

Style Number	List Price
D2-G	205 Per door set

**Specifications**

- Door Locks - 1 Door w/ Lock, Other Door w/ Catch Latch
  - Contact Customer Service regarding limited lock locations and keying.
- Notes  
 - Available on: Glass Doors

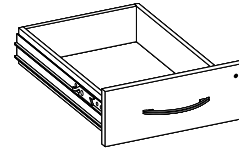
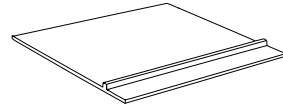
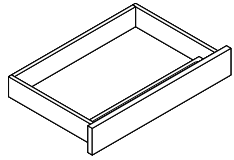
**DRAWER OPTIONS**  
*box drawer accessories*

Style Number	List Price
Wood Drawer Dividers w/ Clips K-DIV	SET OF 3 - 30
Single Tray - Utility Tray K-Sut	35 ea.

**Specifications**

- K-DIV Extra Wood Drawer Dividers with Clips, Top Box drawers standard with 1 divider
- K-SUT Single Tray - Utility Tray, Specify Legal or Letter drawer width

## Not so square options.



### DRAWER OPTIONS *finished center drawer*

Style Number	List Price
K31	205
Add Skirt Option K31-SK	310

### Specifications

- Veneer drawer front finished to match unit W or G style veneer.
- Ball bearing smooth operation
- Drawer has lifetime guarantee
- Standard with matching wood grain pencil tray
- Laminate drawer front to match laminate unit (M style)

### DRAWER OPTIONS - BOTTOM COVER *felt bottom center drawer insert liner*

Style Number	List Price
K3	100

### Specifications

- Inserts into center drawer and features divider for open pen and pencil storage. Removable for easy cleaning.
- Adds a luxurious touch to center drawers.
- Color: Dark Brown Coal

### DRAWER OPTIONS - UPGRADE *wood drawer upgrade*

Style Number	List Price
P33	45 Per drawer

### Specifications

- Dowel joint construction
- Hardwood veneer multi-ply drawer
- UV finish
- 1/4" Wood veneer bottoms
- File drawer bottoms are five block reinforced for heavy weight capacity
- Lifetime guaranteed

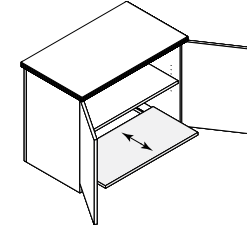
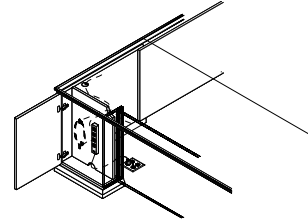
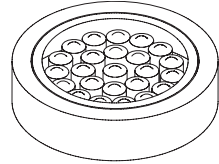
### GLASSBOARD ACCESSORIES *glassboard accessory kit*

Style Number	List Price
GBKIT	290

### Specifications

- 8 Earth magnets, 1 magnetic marker cup holder and 1 magnetic dry eraser

## Not so square options.



### RECESSED LIGHTING *lt-led task light*

Style Number	List Price
24" Task light LT-LED24R	190
48" Task light LT-LED48R	245
60" Task light LT-LED60R	310
72" Task light LT-LED72R	335

### Specifications

- 6.5' Power cord. Switch with touch dimmer
- 36 LEDs per foot
- 4.6 Watts per foot
- 91 Lumens per watt
- Please note when ganging.
- Overhead tasklight cord is located on the right facing side. If the opposite location is required please contact customer service.

### LIGHTING *led interior cabinet puck light*

Style Number	List Price
Starter Kit LEDPK	310
1 LED Interior Puck Light PK	130

### Specifications

- Starter kit includes Infeed, 1 Puck Interior Light and the ability to daisy chain up to 6 total Puck Lights
- (1) LED Puck Light with 30W power drive and switch
- Recessed fixture
- 12V linking cord 98"L
- Silver finish
- 50,000 hour life
- 2 watt per light

#### Notes

- Available on: Overhead/Tower Units with glass doors or no doors
- Power drive included, Light only

### PEDESTAL MODIFICATIONS *breakfront pedestal with wire management cavity door*

Style Number	List Price
PC10 Power Supply Cordset PD717	100
	100

### Specifications

- Hinged pedestal front door offers easy access for wire management
- Wire hooks provide wire coil storage
- Wire access openings allow access to floor, cabinets interior and kneespace
- Cabinet interior is black finish
- Top grommet is positioned over cavity for access ease
- (Power Strip Optional)

#### Notes

- Breakfront Chassis Only

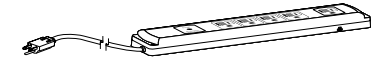
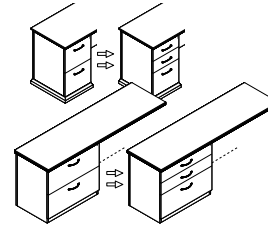
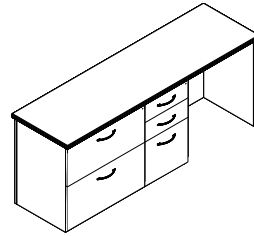
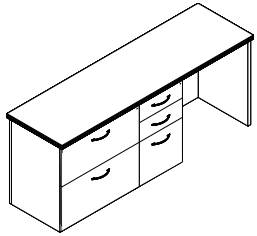
### PEDESTAL MODIFICATIONS *black laminate printer pullout bottom shelf*

Style Number	List Price
PPOS	225

### Specifications

- Black Laminate pullout shelf on suspension
- Black grommet
- Adjustable Shelf

## Not so square options.



### PEDESTAL MODIFICATIONS

*add veneer kneespace cabinets - no base*

Style Number	List Price
Add Box/Box/File or File/File P40W	910
Add Lateral File 29" W P41W	1025
Add Multi-File - 31"W P42W	1140
Add Storage With Doors 29"W P43W	1025
Add CPU /Printer Cabinet - Open P44W	1025

### Specifications

- Multi-file specify Box/Box Left or Right

#### Notes

- Add additional Standard Cabinets To Kneespace Area.

### PEDESTAL MODIFICATIONS

*add melamine (tfl) kneespace cabinets - no base*

Style Number	List Price
Add Box/Box/File or File/File P40M	720
Add Lateral File 29" W P41M	890
Add Multi-File - 31"W P42M	1005
Add Storage With Doors 29"W P43M	800
Add CPU /Printer Cabinet - Open P44M	915

### Specifications

- Multi-file specify Box/Box Left or Right

#### Notes

- Available on: TFL products  
- Add additional Standard Cabinets To Kneespace Area.

### PEDESTAL MODIFICATIONS

*modify drawer configurations*

Style Number	List Price
File/File to Box/Box/File P6	55 Per ped
Box/Box/File to File/File P6	55 Per ped
Lateral File to 2 Box Drawers P8	100 Per ped

### Specifications

- Modify File/File To Box/Box/File - Any Unit

### POWER / DATA

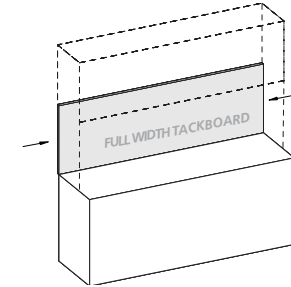
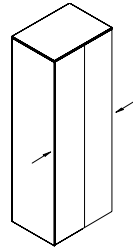
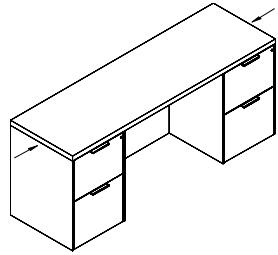
*power supply cordset*

Style Number	List Price
PD717	100

### Specifications

- SIZE: 10.75"L x 2.0"W x 1.06"H  
- (5) Outlets w/ 10' cord  
- Surge suppression (720 Joules)  
- 15 Amp breaker  
- Available on: Vertical Panels, Cabinet Interiors, and under tops

Not so square options.



PRODUCT MODIFICATIONS  
*modify width - open kneespace*

Style Number	List Price
MOD-1	125

Specifications

- Modify width down on any unit with an open kneespace: desk, workstation credenza, bridge, return

PRODUCT MODIFICATIONS  
*modify width - open/closed storage*

Style Number	List Price
MOD-2	250

Specifications

- Modify width down on any unit with open or closed storage section: overheads, wall hung units, storage credenzas, towers

PRODUCT MODIFICATIONS  
*modify width - outside of mod-1, mod-2*

Style Number	List Price
MOD-3	Contact for pricing

Specifications

- Width modification outside of MOD-1 & MOD-2

PRODUCT MODIFICATIONS  
*modify width - tackboard, slat wall, veneer panel, or a glassboard*

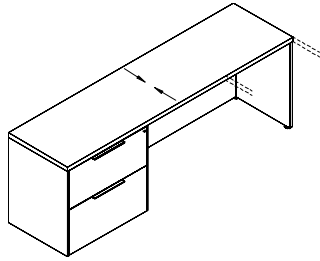
Style Number	List Price
MOD-4	50

Specifications

- Modify width down on tackboard, slat wall, veneer panel, or a overhead glassboard



## Not so square options.



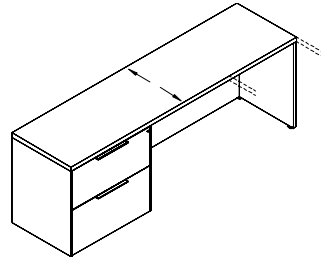
PRODUCT MODIFICATIONS  
*modify depth - decrease depth*

Style Number	List Price
MOD-5	125

### Specifications

- Modify depth down (minimum depth for a unit with drawers is 21" D)

Notes  
- Ex. 24" to 21", 30" to 24", and 36" to 30"



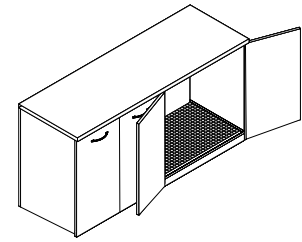
PRODUCT MODIFICATIONS  
*modify depth - increase depth*

Style Number	List Price
MOD-6	Add 10%

### Specifications

- Increase depth by no more than 6"

Notes  
- Ex. 24" to 30", 30" to 36", and 36" to 42"  
- Add 10% to the unit you want to increase the depth of by no more than 6"



REFRIGERATOR MODIFICATION  
*refrigerator cabinet modification*

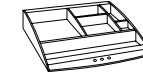
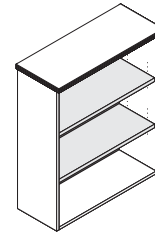
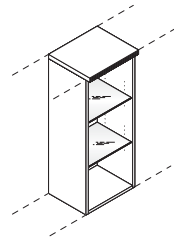
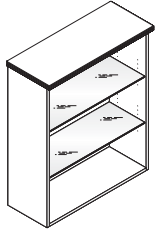
Style Number	List Price
REF01	205

### Specifications

- Open back cutout for venting  
- Moisture sponge mat  
- Contaminate ledge  
- Contact customer service for maximum refrigerator size (Changes based on unit).

Notes  
- Available on: 36" and 42" Storage Credenzas

## Not so square options.



### SHELF MODIFICATIONS *glass shelves - tempered full width 26" - 35"*

Style Number	List Price
26"W - 35"W x 14"D Shelf GS14F	90

### Specifications

- Glass Shelves Replace Wood Shelf In Open Or Glass Door Cabinet. Also Order Interior Cabinet Lighting.

### SHELF MODIFICATIONS *tempered glass shelves for half cabinet 17- 1/2" widths*

Style Number	List Price
14-1/2"W - 17- 1/2"W x 14"D Shelf GS14H	70 ea.

### Specifications

- Glass Shelves Replace Wood Shelf In Open Or Glass Door Cabinet. Also Order Interior Cabinet Lighting.

#### Notes

- Replace only adjustable shelves between cabinet light and fixed lower wood shelf.

### SHELF MODIFICATIONS *heavy duty solid wood bookcase replacement shelves*

Style Number	List Price
1" Wood Shelf 14" Deep S714F	80 ea.
1" Wood Shelf 24" Deep S714FX	160 ea.

### Specifications

- 1" Solid Lumber Core Shelves Replace Standard 3/4" Plywood Adjustable And Fixed Shelves

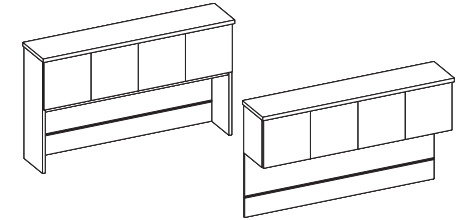
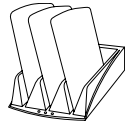
### SLAT WALL ACCESSORIES *slat wall accessory tray*

Style Number	List Price
SWA9	50

### Specifications

- Specify Black Or Matte Silver

## Not so square options.



### SLAT WALL ACCESSORIES *slat wall folder tray*

Style Number	List Price
SWA7	50

### Specifications

- Specify Black Or Matte Silver

### SLAT WALL ACCESSORIES *slat wall paper tray*

Style Number	List Price
SWA2	40

### Specifications

- Specify Black Or Matte Silver

### SLAT WALL ACCESSORIES *slat wall pencil holder*

Style Number	List Price
SWA4	30

### Specifications

- Specify Black Or Matte Silver

### TOOL CHANNEL ACCESSORIES *recessed aluminum tool channel*

Style Number	List Price
ATB02	5 per 1"W

### Specifications

- Anodized aluminum finish
- Fully recessed
- Finish matches anodized aluminum accessories
- Can be specified with fabric tack surface mounted above channel

#### Notes

- If using tool channel with wallhung overhead, a veneer panel must be specified.

Not so square options.




TOOL CHANNEL ACCESSORIES  
*iphone holder*

Style Number	List Price
ATB31	125

### Specifications

- For Console/Wall Hung Back Panels With Optional Tool Bar
- 18 Gauge Steel - Stamp Formed
- Silver Powdercoat Finish
- 5" x 3 -3/4"W
- Non-slip Neoprene pad




TOOL CHANNEL ACCESSORIES  
*large shelf*

Style Number	List Price
ATB35	135

### Specifications

- 12"W x 10"D



TOOL CHANNEL ACCESSORIES  
*pencil pen holder*

Style Number	List Price
ATB38	120

### Specifications

- For Console/Wall Hung Back Panels With Optional Tool Bar
- 18 Gauge Steel - Stamp Formed
- Silver Powdercoat Finish
- 5"H x 4"W x 4"D



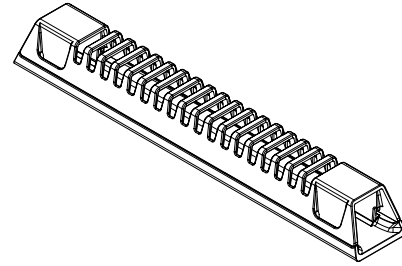

TOOL CHANNEL ACCESSORIES  
*tablet holder*

Style Number	List Price
ATB30	145

### Specifications

- For Console/Wall Hung Back Panels With Optional Tool Bar
- 18 Gauge Steel - Stamp Formed
- Silver Powdercoat Finish
- 10" x 8"W
- Non-slip Neoprene pad

Not so square options.



WIRE MANAGEMENT  
*horizontal j-channel wire management raceway*

Style Number	List Price
W1	80 Per 4' section

Specifications

- 4' section for field installation.
- The "J" shape black thermoplastic wire raceway may be added to specified worksurface tops to provide concealed channeling of wires to and from worksurface grommets. For use in open kneespace areas, raceway is attachable to top of back panel with pan head screws. Interior dimensions are 1" x 1- 1/2" providing ample storage for multiple wires and excess cable. Front of raceway flexes out for easy cord insertion.

Notes

- Units w/ Wire Channel Standard.
- Field Installation

WIRE MANAGEMENT  
*horizontal wire management raceway*

Style Number	List Price
W21	35

Specifications

- 10"W x 1.5"D x 1.25"H
- Grey Wire Manager (10.5")
- Power and data cables can be discretely housed and managed with the W21 Gray Wire Manager. This can be mounted in any location to metal frame or underside of conference tables and runs cables through a 1" channel from power module to hollow steel legs. This keeps cables organized under the table top. Release clips make it simple to snap on and off the Wire Manager for easy organization and access after attached to the table

Notes

- Field installed

WIRE MANAGEMENT  
*horizontal u-channel wire management raceway*

Style Number	List Price
W2A	80 Per 4' section

Specifications

- 4' section for field installation.

Notes

- Units w/ Wire Channel Standard.
- Field Installation

WIRE MANAGEMENT  
*coil wire manager*

Style Number	List Price
W18	160

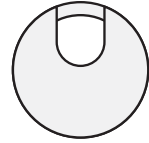
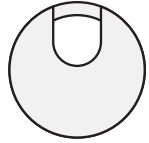
Specifications

- Weighted Base, Table attachment plate
- 39- 1/2" Length
- Black

Notes

- Location

Not so square options.



WIRE MANAGEMENT

*standard location grommets - factory installed*

Style Number	List Price
Standard Location Grommet	
Black	
TM30	50
Silver	
TM31	50
Antique Brass	
TM33	50
White	
TM34	50

Specifications

- 1 -5/8" Metal Grommet

Notes

- \*Units w/ Grommets Standard Are Noted Under Standard Features. Grommets Match Pull Finish - Standard (Unless Specified Otherwise)

WIRE MANAGEMENT

*non-standard location grommets - factory installed*

Style Number	List Price
Non-Standard Location Grommet	
Black	
TM30 -NS	95
Silver	
TM31 -NS	95
Antique Brass	
TM33 -NS	95
White	
TM34 -NS	95

Specifications

- 1 -5/8" Metal Grommet

Notes

- \*Units w/ Grommets Standard Are Noted Under Standard Features. Grommets Match Pull Finish - Standard (Unless Specified Otherwise)

WIRE MANAGEMENT

*black plastic vertical surface grommets - factory installed*

Style Number	List Price
Standard Location Grommet	
TM50-C	50
Non-Standard Location Grommet	
TM50-NS	95

Specifications

- 2 " Black Plastic Grommet

Notes

- Standard Location is Bottom Center

## power & data options.

Aircharge wireless charging grommet

Style Number	List Price
 ACWG WIRELESS GROMMET	\$195

## Specifications

- › When used with GROVE Tables an additional \$350 LIST will apply for the special cutout required.
- › AirCharge offers a convenient way to charge any Qi compatible smartphone or device without the need to carry charging cables or find an available power outlet.
- › The Aircharge is powered by the latest Qi compliant IC offering reliable and efficient wireless charging in a convenient 3" grommet hub. Simply place your phone on the Aircharge and an LED will confirm pairing and begin wireless charging.
- › Recess: Efficient space conservation and quick access
- › Input: DC 5V (with included AC power adapter), DC 9V, 1.67A (with optional QC 2.0 power adapter)
- › Output: 5 watts Max. with DC 5V, 2A power adapter, 10 watts Max. with QC 2.0 power adapter
- › Qi V1.2 compliant IC
- › Charging distance: 6mm Max.

Available: All DARRAN collections



## power & data options.

Cove power unit - non-linking

Style Number	List Price
 PD-COVE PLUG	\$550
Non-linking version	

### Specifications

- › Size 5.75" L x 2.5" W
- › (2) 15 Amp Receptacles and (2) USB charging ports
- › Surface Mount
- › 108" Cord
- › Standard Silver Finish, Available in White or Black Finish upon request
- › ETL Listed

Available: All DARRAN collections





## power & data options.

Cove corded series

Style Number	List Price
 PD-COVE-PKO	\$800

## Specifications

- › Size 9.5" L x 2.5" W x 3.18" D
- › When used with GROVE Tables an additional \$350 LIST will apply for the special cutout required.
- › (2) Power Receptacles, (2) 2.1 Amp USB charging ports and (1) Telecom Plate Knockout
- › Surface Mount
- › 108" Cord
- › Standard Silver Finish, Available in White or Black Finish upon request
- › ETL Listed

Available: All DARRAN collections

### Telecom Plates

RJ45 (1)	\$35
RJ45 (2)	\$70
RJ45 (3)	\$105
USB (1)	\$70
USB (2)	\$140
RJ11/RJ45	\$70
RJ45/USB	\$105
RJ45/HDMI	\$190
HDMI/DVI	\$325
HDMI/USB	\$205
HDMI/VGA	\$240
VGA/MINI-STEREO	\$155
VGA/USB	\$175

This pod can have up to 1 total plates.  
\*All telecom connectors sold separately.



## power & data options.


Soba wire manager

Style Number	List Price
STARTER UNITS	
SCDW	\$200
White wire manager	
SCDB	\$200
Black wire manager	

## Specifications

- › Dimensions: 9ft x 9in x 3.15in
- › Zips up, bundles and routes loose, messy cables into a single tube
- › Routes and guides cables behind desks, TVs, and anywhere cables tend to get messy
- › Accommodates large or small cables, up to three cables at once
- › Support channels, used to route cables, include powerful adhesive backing which allows easy attachment to surfaces.

Available: All DARRAN collections



## power & data options.

VILLA Power unit - non-linking

Style Number	List Price
 VIL-C PLUG	\$515
Non-Linking	

### Specifications


- › Size: Top Grommet 5.68" L X 3.39"W; Under Top 12"L x 3.13"W x 3.08"D
- › (2) Power receptacles; (2) USB charging ports and (1) Knockouts for RJ45 Data Ports
- › Surface Mount
- › 72" Cord (Longer cord available, contact Customer Service)
- › Standard Silver Finish, Black Finish available upon request
- › UL or ETL Certified

Available: All DARRAN collections, excludes Grove

RJ45 Knockout	
RJ45 (1)	\$35



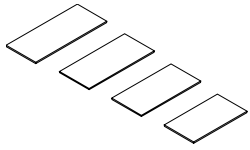
Not so square  
open price list



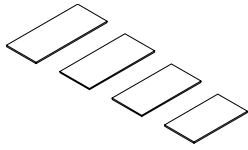
## Not so square open table of contents

Statement of Line	
Fabric seat & leather program.....	1
Features & Advantages .....	4
Finishes   Specifications .....	6
Edges   Pulls.....	7
Grommets   Grommet Reference.....	8
Modesty Reference   Doors   Grain Direction.....	9
Drawer Dimensions   Filing Reference.....	10
Wire Management.....	11
Workstation Typical.....	12
Worksurface Tops .....	13
Legs.....	15
Adjustable Height Desk and Units .....	17
Storage Tower Kits.....	21
End Cabinets .....	25
Benches and Mobile Peds.....	27
Shared Storage .....	30
Not SO square Stools .....	31
Bar Height Table and Bar Stools.....	32
Fabric Privacy and Modesty Tack Panels.....	34
Acrylic End Privacy Panels.....	37
Glass Privacy Modesty Panels.....	40
Options.....	42
Power & Data .....	51

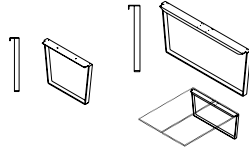
# Not so square open statement of line



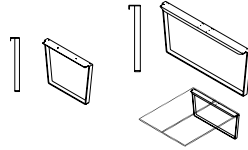
PAGE 13  
Worksurface Tops



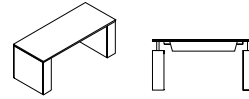
PAGE 14  
Worksurface Tops



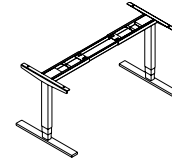
PAGE 15  
Legs



PAGE 16  
Legs



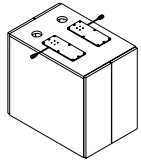
PAGE 17  
Adjustable Height Desk And Units



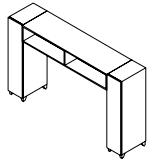
PAGE 18  
Adjustable Height Desk And Units



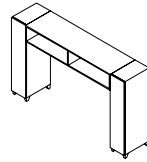
PAGE 19  
Adjustable Height Desk And Units



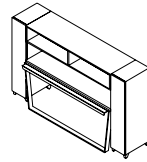
PAGE 20  
Adjustable Height Desk And Units



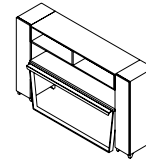
PAGE 21  
Storage Tower Kits - Kit #1



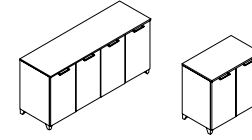
PAGE 22  
Storage Tower Kits - Kit #2



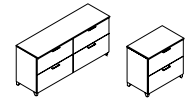
PAGE 23  
Storage Tower Kits - Kit #3



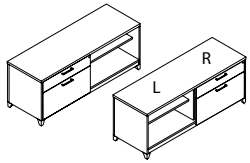
PAGE 24  
Storage Tower Kits - Kit #4



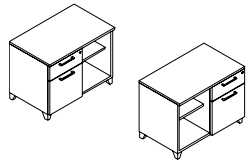
PAGE 25  
End Cabinets



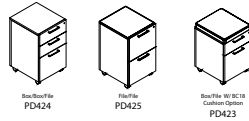
PAGE 26  
End Cabinets



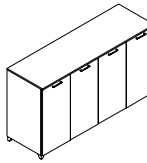
PAGE 27  
Benches And Mobile Peds



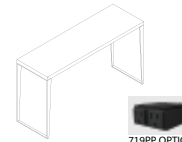
PAGE 28  
Benches And Mobile Peds



PAGE 29  
Benches And Mobile Peds



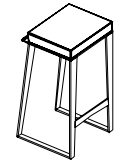
PAGE 30  
Shared Storage



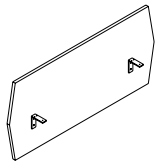
PAGE 31  
Bar Height Table And Bar Stools



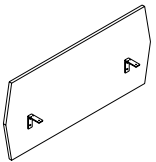
PAGE 32  
Bar Height Table And Bar Stools



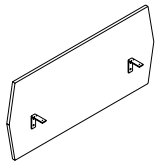
PAGE 33  
Bar Height Table And Bar Stools



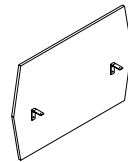
PAGE 34  
Fabric Privacy And Modesty Tack Panels



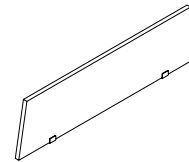
PAGE 35  
Fabric Privacy And Modesty Tack Panels



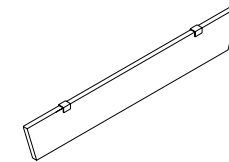
PAGE 36  
Fabric Privacy And Modesty Tack Panels



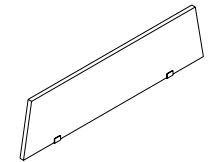
PAGE 37  
Acrylic Privacy/Modesty Panels



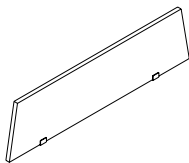
PAGE 38  
Acrylic Privacy/Modesty Panels



PAGE 39  
Acrylic Privacy/Modesty Panels



PAGE 40  
Ultraclear Glass Privacy/Modesty Panels



PAGE 41  
Ultraclear Glass Privacy/Modesty Panels

## Not so square open seating fabric & leather program

### Seating & fabric leather program

DARRAN has partnered with some of the most prestigious fabric suppliers of the office furniture industry to bring you quality fabrics that are engaging designs, environmentally friendly and durable for years to come. The majority of fabrics we have graded-in are in heavy supply making it most likely available on our Quickship however, we cannot guarantee stock. If you do not see the fabric you wish to include in a project, please contact our Factory to see if this pattern can be graded in at 800.334.7891.

### Fabrics & Leathers

Please visit our Seating Fabrics page at [darran.com/textilesleather](http://darran.com/textilesleather)

Camira  
[www.camirafabrics.com](http://www.camirafabrics.com)  
 800.334.789

Wollsdorf  
[www.wollsdorf.com](http://www.wollsdorf.com)  
 336.884.5005

CFStinson  
[www.cfstinson.com](http://www.cfstinson.com)  
 800.841.6279

Green Hides  
[www.greenhides.com](http://www.greenhides.com)  
 336.315.9720

DesignTex  
[www.designtex.com](http://www.designtex.com)  
 800.797.4949

Maharam  
[www.maharam.com](http://www.maharam.com)  
 800.645.3943

Momentum Textiles  
[www.momentumtextiles.com](http://www.momentumtextiles.com)  
 800.366.6839

Ultrafabrics  
[www.ultrafabricsinc.com](http://www.ultrafabricsinc.com)  
 800.334.7891

Application instructions must be specified on the purchase order or COM / COL submission form. In the absence of application instructions, DARRAN will apply materials accordingly.

### CAL117

All DARRAN seating products conform to California Technical Bulletin 117 as a minimum standard.

### CAL133

To meet the California Technical Bulletin 133 flammability regulation, a combination of proper materials must be used to pass, as it tests the fire resistance of a finished product. Flame resistant fabric, a fire blocker material and special foam must be used to pass CAL133 fire codes.

Testing is available for all seating products with the following fees and considerations:

- If laboratory certification is not required, any style can be manufactured to comply with California Technical Bulletin 133 for \$75 list per yard required. (Customer's Own Materials must factor in additional yardage requirements based on repeat.)
- The purchase order must clearly indicate the requirement of California Technical Bulletin 133
- If laboratory California Technical Bulletin 133 certification is required, the cost of testing a chair is \$820 NET, plus the cost of the chair and covering material.
- An additional lead time of 4 to 6 weeks is required for testing for CAL133.
- Once testing is completed, we will provide a certification letter specific to the sample tested for CAL133.
- DARRAN's manufacturing procedures for California TB 133 compliance are based on the testing of representative style with specific fabrics. Please contact Customer Service for an updated list of tested models.
- A copy of test certification is available upon request.

## Not so square open seating fabric & leather program

### Combination fabrics

DARRAN is pleased to offer customers the design freedom of combination fabrics. When using fabric, vinyl or leather combinations, pricing will be as follows:

- When combining two materials of the same grade, pricing will be specified grade + 5%.
- If combining two materials of different grades or leather/ fabric combination, use the highest grade/price + 5%.
- If using COM or COL, pricing will be COM or COL + 5%. If both COM + COL are used in combination, use COL + 5%

### COM/COL ordering instructions

Please complete the COM Submission Form prior to ordering the fabric from the supplier. All COM fabrics must be approved prior to order submission. Please refer to our website or contact DARRAN Seating Customer Service for an updated list of preapproved COM fabrics. Application instructions must be specified on the purchase order or COM/COL submission form. In the absence of application instructions, DARRAN will apply materials in the best manner and cannot be held responsible for tailoring or application objections after upholstering. COM orders will be scheduled for production after receipt of the material. Packages must be clearly marked and the fabric must be first quality, continuous yardage.

### COM/COL yardage requirements

The yardage requirements stated in this price list for each style are calculated using 54" wide, non-directional fabrics. For fabrics with a different width or for patterns with repeats, please refer to the below chart to calculate the additional percent of fabric required:

Fabric Width	Plain Fabric	2" - 14" Repeat	15" - 19" Repeat	20" - 27" Repeat	28" - 36" Repeat
54"	0	15%	20%	25%	30%
53"	6%	19%	24%	28%	36%
52"	13%	23%	28%	33%	38%
51"	19%	26%	31%	36%	41%
50"	25%	30%	35%	40%	45%
49"	30%	35%	40%	45%	50%
48"	35%	40%	45%	50%	55%
47"	45%	50%	55%	58%	65%



## Not so square open seating fabric & leather program

NOTE: Prior To Completion Of This Form, Please Refer To Our Graded In Materials Program For Preapproved Fabrics/Leathers.

### COM/COL Approval

DARRAN Furniture Industries  
 2402 Shore Street, High Point, NC 27263  
 ATTN: Seating Division / COM/COL Approval  
 TAG: DARRAN Purchase Order Number

### Shipping approved COM/COL materials

DARRAN Furniture Industries  
 2402 Shore Street, High Point, NC 27263  
 ATTN: Seating Division / COM/COL Approval  
 TAG: DARRAN Purchase Order Number

Please complete this form, attach a 6" x 6" sample and mail to the COM/COL APPROVAL address shown above.  
 This form can also be downloaded from our website at [www.darran.com/leathers](http://www.darran.com/leathers) OR [www.darran.com/fabrics](http://www.darran.com/fabrics)

Purchase Order # \_\_\_\_\_  
 Dealer's Name \_\_\_\_\_  
 Contact \_\_\_\_\_  
 Address \_\_\_\_\_  
 Telephone \_\_\_\_\_  
 Email \_\_\_\_\_  
 Chair Style \_\_\_\_\_  
 Manufacturer \_\_\_\_\_  
 Pattern Name \_\_\_\_\_  
 Pattern Color \_\_\_\_\_  
 Content \_\_\_\_\_  
 Repeat \_\_\_\_\_

Please specify any special requirements and check the application above.

\_\_\_\_\_  
 \_\_\_\_\_  
 \_\_\_\_\_

ATTACH 6" X 6" FABRIC/LEATHER SAMPLE HERE


**NOTE**

Actual Fabric/Leather samples needed instead of digital images. If digital images are sent in lieu of samples, DARRAN will only verify the pattern and will not take responsibility for color variances that cannot be verified due to printing restrictions


In the absence of application instructions, DARRAN will apply the material in the best manner and cannot be held responsible for tailoring or application objections after upholstering.

Unless otherwise instructed on the purchase order, excess COM materials will be recycled at the discretion of DARRAN after six months of the original product ship date.

The COM approval solely pertains to the application of the fabric onto the specified DARRAN seating product. DARRAN's approval or acceptance does not constitute any responsibility or warranty to the overall appearance, durability, flammability, defects, dye lot variations or colorfastness of the COM. It is the customer's responsibility to ensure the COM meets CAL 117 compliance and are first quality continuous goods.



**RAILROAD**



**SETUP**

## Not so square open features & advantages

### TFL tops

Thermally Fused Laminate tops feature a 45-pound density substrate with balanced 3-ply construction. Tops are 1-1/8" thick on MDF core that is comprised of 100% recycled and recovered wood fibers. All Thermally Fused Laminate tops are available with a 2mm flat PVC band. Laminates in wood grain patterns feature Timberline Texture providing the grain pattern of wood.

### Chassis & pedestal

Chassis components are 3/4" thick core of particle board or MDF rated EPP/SCS/CARB-II material with 3-ply balanced construction. Pedestal and Cabinets feature dowel construction reinforced with steel bracket plates, wood cleats, screws and glue. All units are standard with 1" adjustable glides that allow for leveling of units that are secured in solid wood glide blocks to prevent tearout.

### Overhead cabinet construction

#### Freestanding & wall mount

Freestanding Overhead storage cabinets are constructed of 1" and 3/4" thick core of particle board or MDF rated EPP/SCS/CARB-II material with 3-ply balanced construction. Panels are attached with cam fasteners in conjunction with dowels securely adhered with PVAc glue. All surface mount cabinets connect to work surface with anti-slip tape. Wall mount cabinets are mounted to the wall with steel "z" bracket attachment method using 5mm euro screws to attach to the back of the cabinet. All units ship with a steel "z" bracket. This bracket is mounted to the wall by field installers. Installers are responsible for selecting and supplying appropriate fasteners for wall conditions.

### Bookcase Construction

All chassis (sides, back, top and bottom panels) are constructed with 3/4" thick core of particle board or MDF rated EPP/SCS/CARB-II material with 3-ply balanced construction. Panels are attached with cam-lock fasteners in conjunction with dowels securely adhered with glue. Shelves on all units are 3/4" thick balance 3 ply panels. Optional heavy duty shelves are 1" thick lumber core balanced 5 ply construction.

### Tackboards

Wall mount tackboards are constructed of .75" thick fiberboard. The fabric is precisely aligned and fitted to the tackboard with a sock on cover. Overhead storage tackboards are constructed of .75" thick fiberboard. The fabric is precisely aligned and fitted to the tackboard and adhered to the rigid hardboard with staples. Wall mount cabinets are mounted to the wall with steel "z" bracket attachment method using 5mm euro screws to attach to the back of the cabinet. All units ship with a steel "z" bracket. This bracket is mounted to the wall by field installers. Installers are responsible for selecting and supplying appropriate fasteners for wall conditions.

### Adjustable glides

Glides provide 1" of vertical leveling adjustment. Glide bottom is durable metal. Glides are secured in solid wood blocks that are screwed and glued for durability.

### Drawers

All drawers are constructed with mitre joint/dowel construction in a natural maple finish with four sides and a bottom, which are attached to a drawer front with screws for easy removal. Drawer fronts are vertically matched in balanced sets. Pencil trays are standard in all box drawers. Drawers are constructed of 1/2" thick wood grained wrapped 5 sided miter-folded construction with 1/4" thick hardboard bottoms reinforced for heavy weight capacity. Drawers have been tested and pass BIFMA 50,000 cycle test. All drawers are guaranteed lifetime with free replacement warranty. Optional veneered plywood drawers feature banded top and bottom edges for smoothness. Drawers are dowel joint constructed with a UV cured finish over maple veneers. Lifetime free replacement warranty. Optional wood drawer (any size) Option code P33 \$40 List per drawer

### Drawer fronts

Drawer fronts are vertically matched in balanced sets. Doors feature vertical veneer bookmatched horizontally in sets of 2 / 4 and 6 doors. All drawers and doors have traditional scallop profile edge shape. All tower fronts matched in vertical sets.

### Suspensions

All casegoods utilize cold rolled steel zinc plated high-grade drawer suspensions. All suspensions are warranted for the lifetime of the product. Box and File drawers are full extension, featuring steel ball bearings for a smoother quieter range of motion and are rated 100lbs. Lateral file drawers are a progressive action full extension suspension and is rated at 150lbs. Veneer and High Pressure laminate casegoods feature soft close suspension. Thermally Fused Laminate casegoods feature standard suspensions. Lateral files include anti tip mechanism that allow only one drawer to be opened at a time.

### Hinges

Units with doors include 95 degree swing hinges.

## Not so square open features & advantages

### Filing

Not SO square open features a highly durable black plastic extrusion that is securely fastened into a route on top of the drawer to support hanging files. An adjustable crossbar is provided for all file drawers that enables legal/letter filing front to back or side-to-side based on the drawer size.

### Optional wood drawers

Optional hardwood veneer plywood drawers feature banded top and bottom edges for smoothness. Drawers are dowel joint construction with a UV cured finish over maple veneers, plus a lifetime free replacement guarantee.

Optional Wood Drawer (Any Size) – Option Code P33...\$40 List Price Per Drawer

## Not so square open finishes | specifications

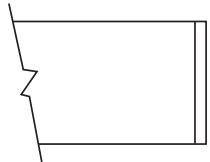
STANDARD VENEER	PREMIUM VENEER	HIGH PRESSURE LAMINATE	THERMALLY FUSED LAMINATE
N/A.....	N/A.....	N/A.....	MAC Amber Cherry
N/A.....	N/A.....	N/A.....	MEC Ebony
N/A.....	N/A.....	N/A.....	MHC Honey Cherry
N/A.....	N/A.....	N/A.....	MOC KoKo Cherry
N/A.....	N/A.....	N/A.....	MGW Gunstock Walnut
N/A.....	N/A.....	N/A.....	MTW Studio Teak Walnut
N/A.....	N/A.....	N/A.....	MSW Skyline
N/A.....	N/A.....	N/A.....	MWL Designer White

HPL TOPS ON TFL PRODUCTS Add 10% - Available with flat edge only  
 Send 3x3 or larger finish chip for color match. Custom finish upcharge is 3% or \$250 Net (whichever is greater).

## Not so square open edges

### Standard Profile

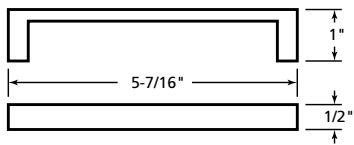
Flat Edge



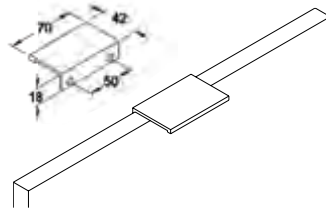
**Flat**  
2mm PVC Edge

### Pulls

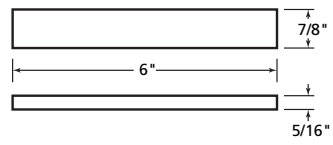
Factory Installed



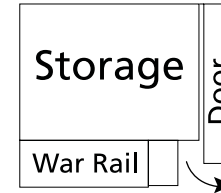
PL-115 Matte Black  
PL-116 Matte Nickel



PL-260 Anodized Aluminum  
PL-261 White  
(Drawers Only)  
Optional \$15 list per pull



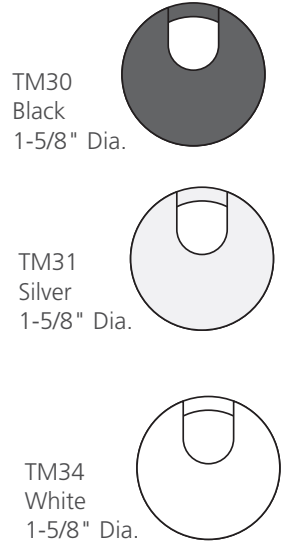
PL-210 Anodized Aluminum



Finger Pull

DARRAN Will Quote Any OEM Pull/Knob From: [www.coolknobsandpulls.com](http://www.coolknobsandpulls.com) | [www.hafele.com](http://www.hafele.com) | [www.richelieu.com](http://www.richelieu.com)

## Not so square open grommets | grommet reference



TM30  
Black  
1-5/8" Dia.

TM31  
Silver  
1-5/8" Dia.

TM34  
White  
1-5/8" Dia.

### Optional grommets

Factory Installed

Grommets (Standard Location)

Specify Color and Left/Right/Center - \$50 ea.

- Black: TM30-R (Right), TM30-L (Left), TM30-C (Center)

- Silver: TM31-R (Right), TM31-L (Left), TM31-C (Center)

- White: TM33-R (Right), TM33-L (Left), TM33-C (Center)

Grommets (Non-Standard Location)

Provide drawing w/ Grommet Location and Specify Color - \$95 ea.

- Black: TM30-NS

- Silver: TM31-NS

- White: TM34-NS

TM50  
Black  
1-5/8" Dia.




### Grommets (vertical surface)

Standard Location - \$50 ea.

- Black Plastic Vertical Surface: TM50-C (Bottom Center)

Non-Standard Location - \$95 ea.

- Black Plastic Vertical Surface: TM50-NS




W1

### Horizontal J-channel

Horizontal J-Channel wire management (Sku: W-1) is sold separately to conceal wire under worksurfaces.

## Standard grommet location reference



Worksurface




Shared Door Storage

Specify Right, Left or Center Grommet

# Not so square open door detail | grain direction

## Overhead door detail



Panel Door

## Grain direction



Worksurface



Shared Storage / End Cabinets




Connecting Surface

# Not so square open drawer dimensions | filing reference


## Interior drawer dimensions

UNIT DEPTH	DRAWER TYPE	OVERALL DIMENSIONS			INTERIOR DRAWER DIMENSIONS			NOTES
		W	D	H	W	D	H	
15-5/8" Letter	36" Box	13-1/8	19-11/16	4	12-1/8	18-11/16	3-7/16	Units less than 72"
	36" File	13-1/8	19-11/16	9-13/16	12-1/8	18-11/16	9-5/16	Units less than 72"
	30" Box	13-1/8	19-11/16	4	12-1/8	18-11/16	3-7/16	Units less than 72"
	30" File	13-1/8	19-11/16	9-13/16	12-1/8	18-11/16	9-5/16	Units less than 72"
	24" Box	13-1/8	16-1/16	4	12-1/8	15-1/16	3-7/16	Units less than 72"
	24" File	13-1/8	16-1/16	9-13/16	12-1/8	15-1/16	9-5/16	Units less than 72"
29" Lateral	24" Box	26-1/2	16-1/16	4	25-1/2	15-1/16	3-7/16	Workstation Credenzas less than 82"
	24" File	26-1/2	16-1/16	9-13/16	25-1/2	15-1/16	9-5/16	Workstation Credenzas less than 82"
31" Lateral	24" File	28-9/16	16-1/16	9-13/16	27-9/16	15-1/16	9-5/16	Multi-File Lateral File
35" Lateral	24" Box	32-1/2	16-1/16	4	31-1/2	15-1/16	3-7/16	Workstation Credenzas over 83"
	24" File	32-1/2	16-1/16	9-13/16	31-1/2	15-1/16	9-5/16	Workstation Credenzas over 83"

### Filing for 24" Depth Units 13" Wide File Drawer - 16" Deep




Letter Front to Back




Legal Side to Side  
with File Rail

### 29" Lateral File Drawer


26-1/2" Wide File Drawer - 16-1/16" Deep



Legal Side to Side




Legal Side to Side  
Letter Front to Back  
with File Rail




Letter Front to Back  
with File Rail


### Filing for 30" & 36" Depth Units 13" Wide File Drawer - 20" Deep



Letter Front to Back




Legal Side to Side  
with File Rail



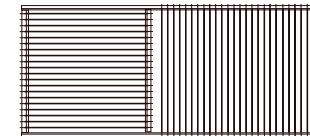
Letter Side to Side  
with File Rail

### 35" Lateral File Drawer

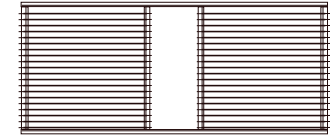
32-1/2" Wide File Drawer - 16-1/16" Deep



Legal Side to Side



Legal Side to Side  
Letter Front to Back  
with File Rail



Letter Front to Back  
with File Rail



## Not so square open wire management to floor



### WI7 - Wire management cover

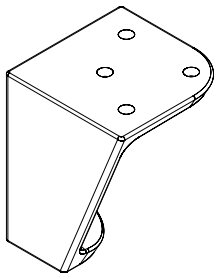
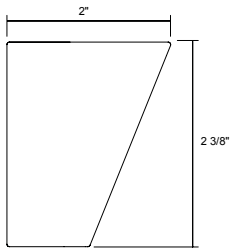
NOT SO square has special metal covers that attach to legs to handle wires to the floor. The cover may be attached to the inside of any leg with magnets for each removal.

All metal legs and supports have wire management covers available in silver, white or black.

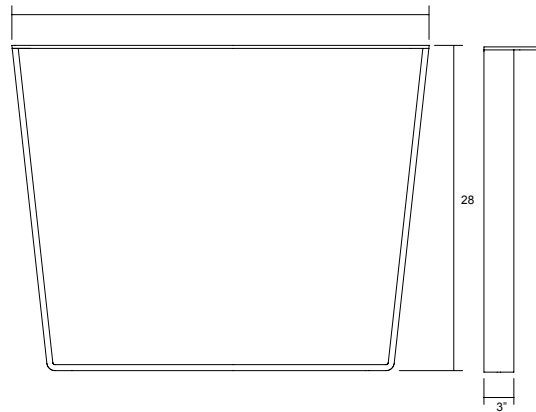
### Metal Leg Offering

All metal is standard silver.

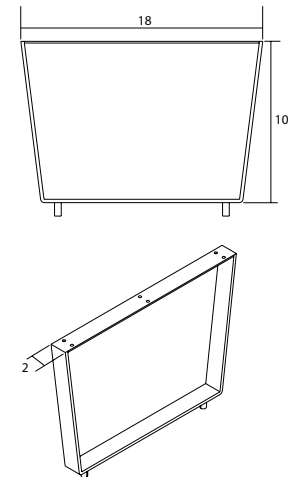
Cabinet Angular Foot  
Cast Metal Leg



Angular Base  
30" and 61"



Overhead Support



## Not so square open adjustable workstation typical

Use pre-assembled electrical packages or specify your own available plug or hardware.

Double sided overheads give each person personal storage.




End leg for single top connection.

Connecting leg for double top connection.

End leg for single top connection.

# NOT SO square open.

Worksurface Tops  
Worksurface Tops



## 1 Select a model

w" x d" x h"	weight
72 x 30 x 1.125	75
66 x 30 x 1.125	70
60 x 30 x 1.125	60
54 x 30 x 1.125	55

Standard Veneer Top Standard Veneer Chassis	Premium Veneer Top Premium Veneer Chassis	High Pressure Laminate Top Veneer Chassis	Thermally Fused Laminate Top Thermally Fused Laminate Chassis
"W" option N/A	"P" Option N/A	"G" Option N/A	NSS7230OP700M 555
"W" option N/A	"P" Option N/A	"G" Option N/A	NSS6630OP700M 544
"W" option N/A	"P" Option N/A	"G" Option N/A	NSS6030OP700M 473
"W" option N/A	"P" Option N/A	"G" Option N/A	NSS5430OP700M 462

[View statement of line](#)

## 2 Select a finish

[View finish details](#)

- MAC
- MEC
- MOC
- MGW
- MTW
- MSW
- MWL
- MSW

## 3 Select a edge

[View edge details](#)



## 4 Select hardware

[View hardware details](#)

Hardware  
N/A

## Product features.

- 1.125 Inches thick melamine with PVC edge
- Surfaces 66" and over have two horizontal support rods
- Wire trough will be cut into top surface if specified
- Work surface may be connected to end leg, middle leg, case and privacy end panel

## Options.

### GROMMETS (STANDARD LOCATION)

- Specify Color and Location (Right/Left/Center) - \$50 ea.
- Black: TM30-R (Right), TM30-L (Left), TM30-C (Center)
  - Silver: TM31-R (Right), TM31-L (Left), TM31-C (Center)
  - White: TM34-R (Right), TM34-L (Left), TM34-C (Center)


### GROMMETS (NON-STANDARD LOCATION)

- Provide drawing w/ Grommet Location and Specify Color - \$95 ea.
- Black: TM30-NS
  - Silver: TM32-NS
  - White: TM34-NS

# NOT SO square open.

Worksurface Tops

Worksurface Tops With Exposed Plywood Edge



## 1 Select a model

w" x d" x h"	weight	Standard Veneer Top Standard Veneer Chassis	Premium Veneer Top Premium Veneer Chassis	High Pressure Laminate Top Veneer Chassis	Thermally Fused Laminate Top Thermally Fused Laminate Chassis
72 x 30 x 1.5	75	NSS7230OP800W 1345	"P" Option N/A	"G" Option N/A	"M" Option N/A
66 x 30 x 1.5	70	NSS6630OP800W 1333	"P" Option N/A	"G" Option N/A	"M" Option N/A
60 x 30 x 1.5	60	NSS6030OP800W 1323	"P" Option N/A	"G" Option N/A	"M" Option N/A
54 x 30 x 1.5	55	NSS5430OP800W 1310	"P" Option N/A	"G" Option N/A	"M" Option N/A

[View statement of line](#)

## 2 Select a finish

[View finish details](#)

WEPB

## 3 Select a edge

[View edge details](#)



Exposed Plywood

## 4 Select hardware

[View hardware details](#)

Hardware  
N/A

## Product features.

- 1.125" Tops w/ exposed plywood edge
- Surfaces 66" and over have two horizontal support rods
- Wire trough will be cut into top surface if specified
- Work surface may be connected to end leg, middle leg, case and privacy end panel

## Options.

### GROMMETS (STANDARD LOCATION)

- Specify Color and Location (Right/Left/Center) - \$50 ea.
- Black: TM30-R (Right), TM30-L (Left), TM30-C (Center)
  - Silver: TM31-R (Right), TM31-L (Left), TM31-C (Center)
  - White: TM34-R (Right), TM34-L (Left), TM34-C (Center)

### GROMMETS (NON-STANDARD LOCATION)

- Provide drawing w/ Grommet Location and Specify Color - \$95 ea.
- Black: TM30-NS
  - Silver: TM32-NS
  - White: TM34-NS

### TOP

- MMB: Markerboard top - \$60

### EXPOSED PLYWOOD EDGE

- WEPB: Exposed Plywood Edge w/ Baltic Birch Veneer - n/c
- Only available with WCF - Clear Coat Finish

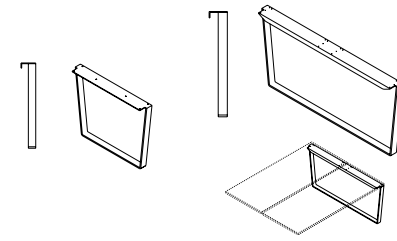
### PLANK MATCH VENEER

Prices below are in addition to "M" product pricing

- RPMV72: 72 x 30 Top: \$ 1,255
- RPMV66: 66 x 30 Top: \$1,225
- RPMV60: 60 x 30 Top: \$1,195
- RPMV54: 54 x 30 Top: \$1,195

# NOT SO square open.

Legs  
End Leg



1 Select a model w" x d" x h"	weight	Metal Leg	
<b>Double leg</b> 61 x 3 x 27.75	80	ASB61	904
<b>Single leg</b> 30 x 3 x 27.75	40	ASB30	661

[View statement of line](#)

2 Select a finish  
[View finish details](#)

**Metal finish**  
MFS Silver. Additional metal finishes are available, see options.

3 Select a edge  
[View edge details](#)

Edge  
N/A

4 Select hardware  
[View hardware details](#)

Hardware  
N/A

## Product features.

- One half inch thick steel legs have been laser cut and bent to create unique not so square shape
- Specify end legs with single connection and center legs to connect two tops together
- Standard Silver Leg (optional White, Black)
- Top connection of leg is reinforced with turn downs that will keep tops from warping

## Options.

### COVER

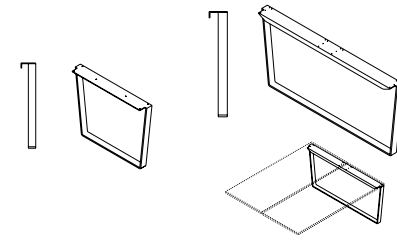
- W17: Wire Management cover - \$80 (Attaches to the leg by magnets)

### PREMIUM FINISH OPTION

- Specify leg metal finish color - \$100 per leg
- MFW: White, MFB: Black

# NOT SO square open.

Legs  
Connecting Leg



1 Select a model w" x d" x h"		weight	Metal Leg			
<b>Double leg</b> 61 x 3 x 27.75		90	ASB61DT	916		

2 Select a finish <i>View finish details</i>						
<b>Metal finish</b> MFS Silver. Additional metal finishes are available, see options.						

3 Select a edge <i>View edge details</i>		Edge				
		N/A				

4 Select hardware <i>View hardware details</i>		Hardware				
		N/A				

[View statement of line](#)

## Product features.

- One half inch thick steel legs have been laser cut and bent to create unique not so square shape
- Specify end legs with single connection and center legs to connect two tops together
- Standard Silver Leg (optional White, Black)
- Top connection of leg is reinforced with turn downs that will keep tops from warping

## Options.

### COVER


- W17: Wire Management cover - \$80 (Attaches to the leg by magnets)

### PREMIUM FINISH OPTION


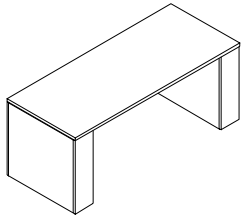
- Specify leg metal finish color - \$100 per leg
- MFW: White, MFB: Black

# NOT SO square open.

Adjustable Height Desk And Units  
Adjustable Height Desk - With Acrylic Half Modesty Panel

1 Select a model w" x d" x h"	weight	Standard Veneer Top Standard Veneer Chassis	Premium Veneer Top Premium Veneer Chassis	High Pressure Laminate Top Veneer Chassis	Thermally Fused Laminate Top Thermally Fused Laminate Chassis
72 x 30 x 29-48	340	"W" option N/A	"P" Option N/A	"G" Option N/A	NSS7230OP730M 5574
<p>2 Select a finish <a href="#">View finish details</a></p> <p>3 Select a edge <a href="#">View edge details</a></p> <p>4 Select hardware <a href="#">View hardware details</a></p>					
<p>MAC MEC MOC MGW MTW MSW MWL MSW</p> <p> Flat</p> <p>Hardware N/A</p>					

[View statement of line](#)



## Product features.

- Acrylic half modesty panel (White)
- Door storage pedestals
- Electronic mechanism with programmable lift
- Max load on frame is 220 lbs
- Metal parts include 5 year warranty
- Motor includes 2 year warranty

### NOTES

- \*Grommets and power pods locations need to be specified on drawings when ordering
- Shipped KD

## Options.

### ACCESSORIES

- K28: Articulating Keyboard w/ Mouse Pad - \$390

### DESK LIGHT

- LT-BEND: Bend Light - specify location - \$155

### GROMMETS (STANDARD LOCATION)

- Specify Color and Location Right/Left - \$50 ea.
- Black: TM30-R (Right), TM30-L (Left)
  - Silver: TM31-R (Right), TM31-L (Left)
  - White: TM34-R (Right), TM34-L (Left)

### GROMMETS (NON-STANDARD LOCATION)

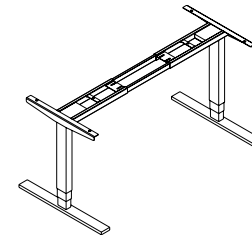
- Provide drawing w/ Grommet Location and Specify Color - \$95 ea.
- Black: TM30-NS
  - Silver: TM32-NS
  - White: TM34-NS

### MODESTY

- DM: Delete Modesty Option - Deduct \$350

# NOT SO square open.

Adjustable Height Desk And Units  
Adjustable Height Mechanism



1 Select a model w" x d" x h"	weight	Component			<a href="#">View statement of line</a>
54-72 x 30 x 30-48	160	NSS5430OP702 3065			
2 Select a finish <a href="#">View finish details</a>					
Metal finish MFS Silver, MFW White, MFB White					
3 Select a edge <a href="#">View edge details</a>		Edge N/A			
4 Select hardware <a href="#">View hardware details</a>		Hardware N/A			

## Product features.

- Electronic mechanism with programmable lift
- Max load on frame is 220 lbs
- Metal parts include 5 year warranty
- Motor includes 2 year warranty

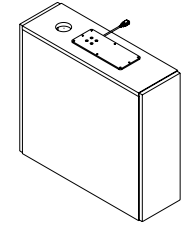
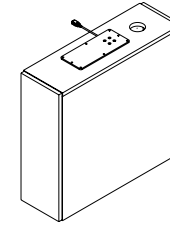
## Options.

### BASE

- MFB: Black metal finish - n/c
- MFW: White metal finish - n/c



**NOT SO square open.**  
Adjustable Height Desk And Units  
Single Leg Pedestal



1 Select a model w" x d" x h"	weight	Standard Veneer Top	Premium Veneer Top	High Pressure Laminate Top	Thermally Fused Laminate Top
		Standard Veneer Chassis	Premium Veneer Chassis	Veneer Chassis	Thermally Fused Laminate Chassis
<b>Left Hinge Storage</b> 8 x 30 x 28.875	50	"W" option N/A	"P" Option N/A	"G" Option N/A	NSS3009OP603M 2324
<b>Right Hinge Storage</b> 8 x 30 x 28.875	50	"W" option N/A	"P" Option N/A	"G" Option N/A	NSS3009OP604M 2324
					MAC MEC MOC MGW MTW MSW MWL MSW
					Edge N/A
					Hardware N/A

[View statement of line](#)

**Product features.**

- Electronic mechanism with programmable lift
- Max load on frame is 175 lbs per leg
- Metal parts include 5 year warranty
- Motor includes 2 year warranty
- Single leg features left and right hinge cabinet
- Cabinet door is touch latch

**NOTES**

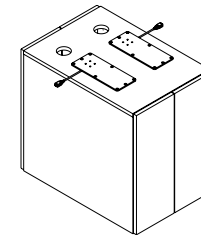
- Interior dimensions of storage area: 22" H, 12.75" D, 7.75" W

2 Select a finish  
[View finish details](#)

3 Select a edge  
[View edge details](#)

4 Select hardware  
[View hardware details](#)

**NOT SO square open.**  
Adjustable Height Desk And Units  
*Double Leg Pedestal*



[View statement of line](#)

	weight	Standard Veneer Top Standard Veneer Chassis	Premium Veneer Top Premium Veneer Chassis	High Pressure Laminate Top Veneer Chassis	Thermally Fused Laminate Top Thermally Fused Laminate Chassis
<b>1 Select a model</b> w" x d" x h" 18 30 x 28.875	85	"W" option N/A	"P" Option N/A	"G" Option N/A	NSS3018OP703M 3546
<b>2 Select a finish</b> <a href="#">View finish details</a>					MAC MEC MOC MGW MTW MSW MWL MSW
<b>3 Select a edge</b> <a href="#">View edge details</a>					Edge N/A
<b>4 Select hardware</b> <a href="#">View hardware details</a>					Hardware N/A

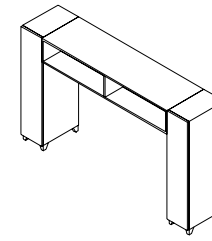
**Product features.**

- Electronic mechanism with programmable lift
- Max load on frame is 175 lbs per leg
- Metal parts include 5 year warranty
- Motor includes 2 year warranty
- Single leg features left and right hinge cabinet
- Cabinet door is touch latch

# NOT SO square open.

Storage Tower Kits - Kit #1

48" H Bridge Unit, Open Unit, Overhead W/ 2 Sided Access



[View statement of line](#)

1 Select a model w" x d" x h"	weight	Standard Veneer Top	Premium Veneer Top	High Pressure Laminate Top	Thermally Fused Laminate Top
		Standard Veneer Chassis	Premium Veneer Chassis	Veneer Chassis	Thermally Fused Laminate Chassis
<b>Storage Left Hinge (1)</b> 10 x 18 x 48	75	"W" option N/A	"P" Option N/A	"G" Option N/A	NSS1018OP709M 869
<b>Storage Right Hinge (1)</b> 10 x 18 x 48	75	"W" option N/A	"P" Option N/A	"G" Option N/A	NSS1018OP710M 869
<b>Overhead Open Storage - 2 Sided Access (1)</b> 61 x 18 x 10	90	"W" option N/A	"P" Option N/A	"G" Option N/A	NSS6118OP711M 703
2 Select a finish <a href="#">View finish details</a>  Metal finish MFS Silver. Additional metal finishes are available, see options.					MAC MEC MOC MGW MTW MSW MWL MSW
3 Select a edge <a href="#">View edge details</a>					Edge N/A
4 Select hardware <a href="#">View hardware details</a>					Hardware N/A

## Product features.

Kit Consists of:

- NSS1018OP709 Storage left hinge (1)
- NSS1018OP710 Storage right hinge (1)
- NSS6118OP711 Overhead open storage - 2 sided access (1)
- Standard Silver Feet and Leg (optional White, Black)
- Touch latch

## Options.

### LEGS

- D8: Delete Legs (extended fronts to the floor) - n/c

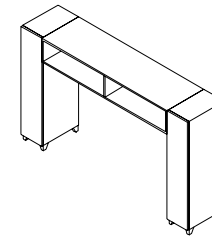
### PREMIUM FINISH OPTION

- Specify foot metal finish color - \$30 per foot
- MFB: Black, MFW: White

# NOT SO square open.

Storage Tower Kits - Kit #2

48" H Bridge Unit, Open Unit, Overhead W/ 1 Sided Access



[View statement of line](#)

1 Select a model w" x d" x h"	weight	Standard Veneer Top	Premium Veneer Top	High Pressure Laminate Top	Thermally Fused Laminate Top
		Standard Veneer Chassis	Premium Veneer Chassis	Veneer Chassis	Thermally Fused Laminate Chassis
<b>Storage Left Hinge (1)</b> 10 x 18 x 48	75	"W" option N/A	"P" Option N/A	"G" Option N/A	NSS10180P709M 869
<b>Storage Right Hinge (1)</b> 10 x 18 x 48	75	"W" option N/A	"P" Option N/A	"G" Option N/A	NSS10180P710M 869
<b>Overhead Open Storage - 1 Sided Access (1)</b> 61 x 18 x 10	90	"W" option N/A	"P" Option N/A	"G" Option N/A	NSS61180P731M 703
2 Select a finish <a href="#">View finish details</a>  Metal finish MFS Silver. Additional metal finishes are available, see options.					MAC MEC MOC MGW MTW MSW MWL MSW
3 Select a edge <a href="#">View edge details</a>					Edge N/A
4 Select hardware <a href="#">View hardware details</a>					Hardware N/A

## Product features.

Kit Consists of:

- NSS10180P709 Storage left hinge (1)
- NSS10180P710 Storage right hinge (1)
- NSS61180P731 Overhead open storage - 1 sided access (1)
- Standard Silver Feet and Leg (optional White, Black)
- Touch latch

## Options.

### LEGS

- D8: Delete Legs (extended fronts to the floor) - n/c

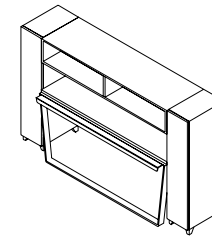
### PREMIUM FINISH OPTION

- Specify foot metal finish color - \$30 per foot
- MFB: Black, MFW: White

# NOT SO square open.

Storage Tower Kits - Kit #3

48" H Bridge Unit, Connecting Surface, Overhead WI 2 Sided Access



[View statement of line](#)

1 Select a model w" x d" x h"	weight	Standard Veneer Top	Premium Veneer Top	High Pressure Laminate Top	Thermally Fused Laminate Top
		Standard Veneer Chassis	Premium Veneer Chassis	Veneer Chassis	Thermally Fused Laminate Chassis
<b>Storage Left Hinge (1)</b> 10 x 18 x 48	75	"W" option N/A	"P" Option N/A	"G" Option N/A	NSS1018OP709M 869
<b>Storage Right Hinge (1)</b> 10 x 18 x 48	75	"W" option N/A	"P" Option N/A	"G" Option N/A	NSS1018OP710M 869
<b>Overhead Open Storage - 2 Sided Access (1)</b> 61 x 18 x 10	90	"W" option N/A	"P" Option N/A	"G" Option N/A	NSS6118OP711M 703
<b>Connection Surface (1)</b> 61 x 18 x 1.125	45	"W" option N/A		"G" Option N/A	NSS6118OP701M 432
<b>Connecting Leg</b> 61 x 3 x .5	90	"W" Option N/A		"G" Option N/A	ASB61DT 916
					MAC MEC MOC MGW MTW MSW MWL MSW
					Edge N/A
					Hardware N/A

2 Select a finish  
[View finish details](#)

**Metal finish**  
MFS Silver. Additional metal finishes are available, see options.

3 Select a edge  
[View edge details](#)

4 Select hardware  
[View hardware details](#)

## Product features.

Kit Consists of:

- NSS1018OP709 Storage left hinge (1)
- NSS1018OP710 Storage right hinge (1)
- NSS6118OP701 Connecting surface (1)
- NSS6118OP711 Overhead open storage - 2 sided access (1)
- ASB61DT Connecting Leg (2)
- Standard Silver Feet (optional White, Black)
- Touch latch

### NOTES

- Clearance from connecting surface to bottom of overhead equals 9.25" height

## Options.

### LEGS

- D8: Delete Legs (extended fronts to the floor) - n/c

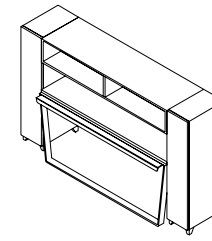
### PREMIUM FINISH OPTION

- Specify foot/leg metal finish color - \$30 per foot, \$100 per leg
- MFB: Black, MFW: White

# NOT SO square open.

Storage Tower Kits - Kit #4

48" H Bridge Unit, Connecting Surface, Overhead WI 1 Sided Access



[View statement of line](#)

1 Select a model w" x d" x h"	weight	Standard Veneer Top	Premium Veneer Top	High Pressure Laminate Top	Thermally Fused Laminate Top
		Standard Veneer Chassis	Premium Veneer Chassis	Veneer Chassis	Thermally Fused Laminate Chassis
<b>Storage Left Hinge (1)</b> 10 x 18 x 48	75	"W" option N/A	"P" Option N/A	"G" Option N/A	NSS1018OP709M 869
<b>Storage Right Hinge (1)</b> 10 x 18 x 48	75	"W" option N/A	"P" Option N/A	"G" Option N/A	NSS1018OP710M 869
<b>Overhead Open Storage - 1 Sided Access (1)</b> 61 x 18 x 10	90	"W" option N/A	"P" Option N/A	"G" Option N/A	NSS6118OP731M 703
<b>Connection Surface (1)</b> 61 x 18 x 1.125	45	"W" option N/A		"G" Option N/A	NSS6118OP701M 432
<b>Connecting Leg</b> 61 x 3 x .5	90	"W" Option N/A		"G" Option N/A	ASB61DT 916
					MAC MEC MOC MGW MTW MSW MWL MSW
					Edge N/A
					Hardware N/A

2 Select a finish  
[View finish details](#)

**Metal finish**  
MFS Silver. Additional metal finishes are available, see options.

3 Select a edge  
[View edge details](#)

4 Select hardware  
[View hardware details](#)

## Product features.

Kit Consists of:

- NSS1018OP709 Storage left hinge (1)
- NSS1018OP710 Storage right hinge (1)
- NSS6118OP701 Connecting surface (1)
- NSS6118OP731 Overhead open storage - 1 sided access (1)
- ASB61DT Connecting Leg (1)
- Standard Silver Feet (optional White, Black)
- Touch latch

### NOTES

- Clearance from connecting surface to bottom of overhead equals 9.25" height

## Options.

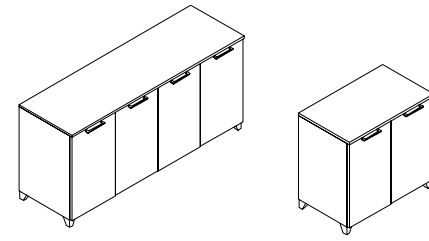
### LEGS

- D8: Delete Legs (extended fronts to the floor) - n/c

### PREMIUM FINISH OPTION

- Specify foot/leg metal finish color - \$30 per foot, \$100 per leg
- MFB: Black, MFW: White

**NOT SO square open.**  
 End Cabinets  
 End Cabinet / Door Storage



*View statement of line*

1 Select a model w" x d" x h"	weight	Standard Veneer Top	Premium Veneer Top	High Pressure Laminate Top	Thermally Fused Laminate Top
		Standard Veneer Chassis	Premium Veneer Chassis	Veneer Chassis	Thermally Fused Laminate Chassis
<b>4 Door</b> 61 x 18 x 28.875	210	"W" option N/A	"P" Option N/A	"G" Option N/A	NSS61180P712M 1659
<b>2 Door</b> 30 x 18 x 28.875	105	"W" option N/A	"P" Option N/A	"G" Option N/A	NSS30180P712M 988
2 Select a finish <i>View finish details</i>  Metal finish MFS Silver. Additional metal finishes are available, see options.					MAC MEC MOC MGW MTW MSW MWL MSW
3 Select a edge <i>View edge details</i>					Edge N/A
4 Select hardware <i>View hardware details</i>					PL-115 Matte Black PL-116 Matte Nickel PL-210 Anodized Aluminum PL-260 Anodized Aluminum PL-261 White

**Product features.**

- Adjustable laminate shelf per door section
- Standard Silver Feet (optional White, Black)
- Flat on ends

**Options.**

**DOOR**

- D7: Delete storage doors (pair) - Deduct \$100
- D95C: Soft Close Door Hinges - \$20 per door

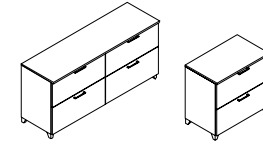
**LEGS**

- D8: Delete Legs (extended fronts to the floor) - n/c

**PREMIUM FINISH OPTION**

- Specify foot metal finish color - \$30 per foot
- MFB: Black, MFW: White

**NOT SO square open.**  
 End Cabinets  
 End Cabinet / 2 Drawer Lateral File



[View statement of line](#)

1 Select a model w" x d" x h"	weight	Standard Veneer Top	Premium Veneer Top	High Pressure Laminate Top	Thermally Fused Laminate Top
		Standard Veneer Chassis	Premium Veneer Chassis	Veneer Chassis	Thermally Fused Laminate Chassis
<b>4 Drawer</b> 61 x 18 x 28.875	240	"W" option N/A	"P" Option N/A	"G" Option N/A	NSS6118OP714M 2283
<b>2 Drawer</b> 30 x 18 x 28.875	120	"W" option N/A	"P" Option N/A	"G" Option N/A	NSS3018OP714M 1248

2 Select a finish <a href="#">View finish details</a>  Metal finish MFS Silver. Additional metal finishes are available, see options.	MAC MEC MOC MGW MTW MSW MWL MSW
3 Select a edge <a href="#">View edge details</a>	Edge N/A
4 Select hardware <a href="#">View hardware details</a>	<p>PL-115 Matte Black PL-116 Matte Nickel</p> <p>PL-210 Anodized Aluminum</p> <p>PL-260 Anodized Aluminum PL-261 White</p>

**Product features.**

- File drawers extend 100% with cushion in-out stops - full access
- File drawers reinforced for heavy storage capacity
- Full extension drawers - locking
- Soft close suspension drawer(s)
- Standard Silver Feet (optional White, Black)

**Options.**

**DRAWER**

- P33: Wood Drawer Upgrade - \$45 per drawer

**LEGS**

- D8: Delete Legs (extended fronts to the floor) - n/c

**PREMIUM FINISH OPTION**

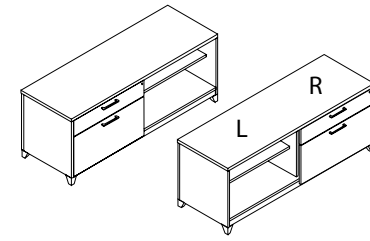
- Specify foot metal finish color - \$30 per foot
- MFB: Black, MFW: White



# NOT SO square open.

Benches And Mobile Peds

Benches - Box/File Storage Right And Left



[View statement of line](#)

1 Select a model w" x d" x h"	weight	Standard Veneer Top	Premium Veneer Top	High Pressure Laminate Top	Thermally Fused Laminate Top
		Standard Veneer Chassis	Premium Veneer Chassis	Veneer Chassis	Thermally Fused Laminate Chassis
<b>Left Box/File</b>					
70.5 x 18 x 23	236	"W" option N/A	"P" Option N/A	"G" Option N/A	NSS7018CA064M 2049
58.5 x 18 x 23	210	"W" option N/A	"P" Option N/A	"G" Option N/A	NSS5818CA064M 1924
<b>Right Box/File</b>					
70.5 x 18 x 23	225	"W" option N/A	"P" Option N/A	"G" Option N/A	NSS7018CA065M 2049
58.5 x 18 x 23	210	"W" option N/A	"P" Option N/A	"G" Option N/A	NSS5818CA065M 1924

2 Select a finish <a href="#">View finish details</a>
<b>Metal finish</b> MFS Silver. Additional metal finishes are available, see options.

3 Select a edge <a href="#">View edge details</a>
MAC MEC MOC MGW MTW MSW MWL MSW
Edge N/A

4 Select hardware <a href="#">View hardware details</a>

## Product features.

- File drawers extend 100% with cushion in-out stops - full access
- File drawers reinforced for heavy storage capacity
- Full extension drawers - locking
- Soft close suspension drawer(s)
- Standard Silver Feet (optional White, Black)

### NOTES

- Specify bench runoff support when using w/ work surface top - end leg must be specified
- 58.5" W unit will receive a 29" W cushion and a 70.5" W unit will receive a 35" W cushion.

## Options.

### CUSHION

- BC18: Bench Cushion
- Specify location, number of cushions and fabric grade.
- Cushions sold individually w/a max width 35" (to match storage section depth). 29" W requires .75 yd, 35" W requires 1 yd.

### DRAWER

- P33: Wood Drawer Upgrade - \$45 per drawer

### LEGS

- D8: Delete Legs (extended fronts to the floor) - n/c

### SUPPORT

- 23BRT30: Bench Runoff Support - \$205

### PREMIUM FINISH OPTION

- MFB: Black metal finish - \$30 per foot
- MFW: White metal finish - \$30 per foot

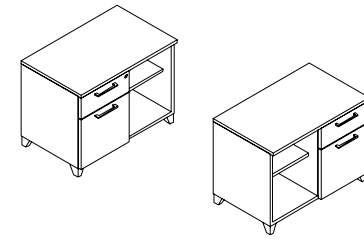
## BC18 Cushion fabric grades.

COM	COL	1	2	3
261	280	298	316	334
4	5	6	7	8
352	370	388	406	424
9	10	11/ L1	12	13/ L2
442	460	478	496	532

# NOT SO square open.

Benches And Mobile Peds

Benches - Box File/Storage Right And Left



[View statement of line](#)

1 Select a model w" x d" x h"	weight	Standard Veneer Top Standard Veneer Chassis	Premium Veneer Top Premium Veneer Chassis	High Pressure Laminate Top Veneer Chassis	Thermally Fused Laminate Top Thermally Fused Laminate Chassis
<b>Left Box/File</b> 29 x 18 x 22	110	"W" option N/A	"P" Option N/A	"G" Option N/A	NSS2918OP707M 1176
<b>Right Box/File</b> 29 x 18 x 22	110	"W" option N/A	"P" Option N/A	"G" Option N/A	NSS2918OP706M 1176
<p>2 Select a finish <a href="#">View finish details</a></p> <p>Metal finish MFS Silver. Additional metal finishes are available, see options.</p> <p>3 Select a edge <a href="#">View edge details</a></p> <p>4 Select hardware <a href="#">View hardware details</a></p>					
<p>MAC MEC MOC MGW MTW MSW MWL MSW</p> <p>Edge N/A</p> <p>PL-115 Matte Black PL-116 Matte Nickel</p> <p>PL-210 Anodized Aluminum</p> <p>PL-260 Anodized Aluminum PL-261 White</p>					

## Product features.

- File drawers extend 100% with cushion in-out stops - full access
- File drawers reinforced for heavy storage capacity
- Full extension drawers - locking
- Soft close suspension drawer(s)
- Standard Silver Feet (optional White, Black)

### NOTES

- Specify bench runoff support when using w/ work surface top - end leg must be specified

## Options.

### CUSHION

- BC18: Bench Cushion
- Specify location, number of cushions and fabric grade.
- Cushions sold individually w/a max width 35" (to match storage section depth). 29" W requires .75 yd, 35" W requires 1 yd.

### DRAWER

- P33: Wood Drawer Upgrade - \$45 per drawer

### SUPPORT

- 23BRT30: Bench Runoff Support - \$205

### PREMIUM FINISH OPTION

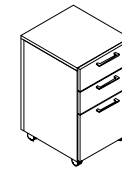
- MFB: Black metal finish - \$30 per foot
- MFV: White metal finish - \$30 per foot

## BC18 Cushion fabric grades.

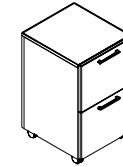
COM	COL	1	2	3
270	289	298	312	326
4	5	6	7	8
340	354	368	382	396
9	10	11/ L1	12	13/ L2
410	424	438	452	480

# NOT SO square open.

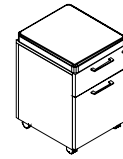
Benches And Mobile Peds  
Mobile Peds - Box Box File Lock, Casters



Box/Box/File  
PD424



File/File  
PD425



Box/File W/ BC18  
Cushion Option  
PD423

- 1** Select a model  
w" x d" x h"
- |                |    |
|----------------|----|
| 16 x 18 x 27   | 90 |
| 16 x 18 x 27   | 90 |
| 16 x 18 x 24.5 | 80 |

weight

Standard Veneer Top Standard Veneer Chassis
"W" option N/A
"W" option N/A
"W" option N/A

Premium Veneer Top Premium Veneer Chassis
"P" Option N/A
"P" Option N/A
"P" Option N/A

High Pressure Laminate Top Veneer Chassis
"G" Option N/A
"G" Option N/A
"G" Option N/A

*View statement of line*

Thermally Fused Laminate Top Thermally Fused Laminate Chassis	
NSS1618PD424M	1024
NSS1618PD425M	1154
NSS1618PD423M	945

- 2** Select a finish  
*View finish details*

**Metal finish**  
MFS Silver. Additional metal finishes are available, see options.

- 3** Select an edge  
*View edge details*

- 4** Select hardware  
*View hardware details*

- MAC
- MEC
- MOC
- MGW
- MTW
- MSW
- MWL
- MSW

Edge  
N/A

PL-115 Matte Black  
PL-116 Matte Nickel

PL-210 Anodized  
Aluminum

PL-260 Anodized  
Aluminum  
PL-261 White

## Product features.

- File drawers extend 100% with cushion in-out stops - full access
- File drawers reinforced for heavy storage capacity
- Full extension drawers - locking
- Locking black casters are standard
- Soft close suspension drawer(s)

## Options.

### CASTER

- CST10: Silver caster upgrade - \$100

### CUSHION

- BC16: Bench Cushion
- Specify fabric grade (1 yd. required)
- Cushion can only be added to PD423

### DRAWER

- P33: Wood Drawer Upgrade - \$45 per drawer

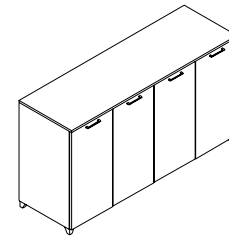
### PREMIUM FINISH OPTION

- MFB: Black metal finish - \$30 per foot
- MFW: White metal finish - \$30 per foot

## BC16 Cushion fabric grades for PD423.

COM	COL	1	2	3
224	N/A	261	279	297
4	5	6	7	8
315	333	351	369	387
9	10	11/ L1	12	13/ L2
405	423	441	459	495

**NOT SO square open.**  
 Shared Storage  
 Shared Door Storage



1 Select a model w" x d" x h" 75.5 x 24 x 42	weight 320	Standard Veneer Top Standard Veneer Chassis	Premium Veneer Top Premium Veneer Chassis	High Pressure Laminate Top Veneer Chassis	Thermally Fused Laminate Top Thermally Fused Laminate Chassis
		"W" option N/A	"P" Option N/A	"G" Option N/A	NSS75240P724M 2709
<p>2 Select a finish  <a href="#">View finish details</a></p> <p>Metal finish                      MFS Silver. Additional metal finishes are available, see options.</p> <p>3 Select a edge  <a href="#">View edge details</a></p> <p>4 Select hardware  <a href="#">View hardware details</a></p>					
<p>MAC                      MEC                      MOC                      MGW                      MTW                      MSW                      MWL                      MSW</p> <p>Flat</p> <p>PL-115 Matte Black                      PL-116 Matte Nickel</p> <p>PL-210 Anodized Aluminum</p> <p>PL-260 Anodized Aluminum                      PL-261 White</p>					

[View statement of line](#)

**Product features.**

- Hardware available in black, silver, or white
- Sections standard w/ adjustable shelf
- Standard Silver Feet (optional White, Black)

**NOTES**

- TRC230 2 -30 GAL trash cans on pull-out shelf
- Interior dimensions of storage area: 36" H, 22" D, 17.75" W
- REF-02 REFRIGERATOR INSERT with rubber mat, heat vent and grommet hole (Note: center vertical section will be removed when this option is ordered so most small refrigerators will fit within this space - please check dimensions with factory)

**Options.**

**DOOR**

- D9SC: Soft Close Door Hinges - \$20 per door

**REFRIGERATOR**

- REF-02: Refrigerator Insert Kit - \$220
- Specify left or right location

**TRASH CAN**

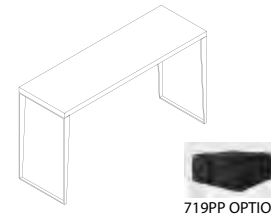
- TRC230: Trash Can Insert - (2) 30 gal containers - \$495
- Specify left or right location

**PREMIUM FINISH OPTION**

- MFB: Black metal finish - \$30 per foot
- MFW: White metal finish - \$30 per foot

# NOT SO square open.

Bar Height Table



- Select a model**  
 w" x d" x h"  
 75.5 x 24 x 42  
 50.5 x 24 x 42

weight

Standard Veneer Top Standard Veneer Chassis	Premium Veneer Top Premium Veneer Chassis	High Pressure Laminate Top Veneer Chassis	Thermally Fused Laminate Top Thermally Fused Laminate Chassis
"W" option N/A "W" option N/A	"P" Option N/A "P" Option N/A	NSS7624OP719 2729 NSS5124OP719 2517	"M" Option N/A "M" Option N/A
		GHC +10% GOC GWC GCM GEW GWL GSTV +10% GSLV	
		Edge N/A	
		Hardware N/A	

[View statement of line](#)

- Select a finish**  
[View finish details](#)  
  
**Metal finish**  
 MFS Silver. Additional metal finishes are available, see options.

- Select a edge**  
[View edge details](#)

- Select hardware**  
[View hardware details](#)

## Product features.

- No shiny laminates can be used
- Standard Silver Base (optional White, Black)
- Tops are only available in DARRAN standard HPL
- Tops may be ganged lengthwise together
- Two standard lengths and one standard width offered

## Options.

### ACCESSORIES


- 719WM: Wire Manager for Stand Up Table - \$70
- 719PP: Power Pod - 2 Plug (Black) - \$120

### PREMIUM FINISH OPTION

- Specify base metal finish color - \$160 per base
- MFB: Black, MFW: White

# NOT SO square open.

Bar Height Table And Bar Stools  
*Short Back Bar Stool*



1 model	COM	COL	1	2	3	4	5	6	7	8	9	10	11/L1	12	13/L2
NSS3016OP720	1367	1386	1413	1436	1459	1482	1505	1528	1551	1574	1597	1620	1643	1666	1712
W x D x H 16 x 16 x 30			Upholstery Requirements												
Arm Height:			Fabric yds: 1.25 Leather Sq. Ft.: 20												
Seat Height:			Carton Weight: 30												
Inside Seat Depth:															
Inside Seat Width:															

[View statement of line](#)

## Product features.

- A special sewing technique is available "rail" tufting at an up-charge with a longer lead time
- Bar Stools have nylon protectors on foot rails and glides
- Standard Silver Base (optional White, Black)

2 Select a finish  
[View finish details](#)

3 Combination Fabrics  
[View finish details](#)

Combination  
 Fabric Option  
 Not Available

## Options.

### TUFTING

- RT01: Rail Tuft - \$215
- Yardage required will increase to 1.75 yards

### PREMIUM FINISH OPTION

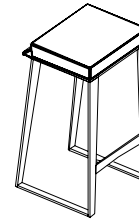
- Specify base metal finish color - \$160 per base
- MFB: Black, MFW: White

### Metal finish

MFS Silver. Additional metal finishes are available, see options.

# NOT SO square open.

Bar Height Table And Bar Stools  
Backless Bar Stool



1 model	COM	COL	1	2	3	4	5	6	7	8	9	10	11/L1	12	13/L2
NSS3016OP721	1233	1252	1270	1288	1306	1324	1342	1360	1378	1396	1414	1432	1450	1468	1504
W x D x H 16 x 16 x 30			Upholstery Requirements												
Arm Height:			Fabric yds: 1 Leather Sq. Ft.: 16												
Seat Height:			Carton Weight: 30												
Inside Seat Depth:															
Inside Seat Width:															

2 Select a finish  
[View finish details](#)

3 Combination Fabrics  
[View finish details](#)

Combination  
Fabric Option  
Not Available

**Metal finish**  
MFS Silver. Additional metal finishes are available, see options.

[View statement of line](#)

## Product features.

- A special sewing technique is available "rail" tufting at an up-charge with a longer lead time
- Bar Stools have nylon protectors on foot rails and glides
- Standard Silver Base (optional White, Black)

## Options.

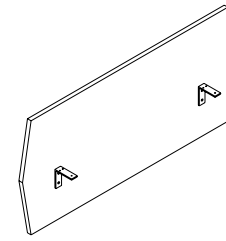
### TUFTING

- RT01: Rail Tuft - \$160
- Yardage required will increase to 1.75 yards

### PREMIUM FINISH OPTION

- Specify base metal finish color - \$160 per base
- MFB: Black, MFW: White

**NOT SO square open.**  
 Fabric Privacy And Modesty Tack Panels  
 24" High Fabric Panels



[View statement of line](#)

1 Select a model w" x d" x h"	weight	Component			
<b>For 72" Work surfaces</b> 48 x .875 x 24 1.5 yd required 27 Square Feet	14	NSS4824OP718			
<b>2 Select a finish</b> <a href="#">View finish details</a>		Finish N/A			
<b>3 Select a edge</b> <a href="#">View edge details</a>		Edge N/A			
<b>4 Select hardware</b> <a href="#">View hardware details</a>		Hardware N/A			

**Product features.**

- Fabric tack panels are double sided with angled sides
- Panels are mounted between desks
- Specify one for each adjustable table top
- Specify only one between two stationary desks
- Specify panel that fits work surface top size

**NOTES**

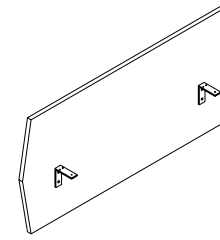
- Gives Privacy Approximately 12" Above And 12" Below Work surface
- Tackboards are not available in COL, Leather or Vinyl materials. FABRIC ONLY

**NSS4824OP718 Fabric grades.**

COM	COL	1	2	3
433	N/A	489	516	543
<b>4</b>	<b>5</b>	<b>6</b>	<b>7</b>	<b>8</b>
570	597	624	651	678
<b>9</b>	<b>10</b>	<b>11/ L1</b>	<b>12</b>	<b>13/ L2</b>
705	732	759	786	840



**NOT SO square open.**  
 Fabric Privacy And Modesty Tack Panels  
 24" High Fabric Panels



[View statement of line](#)

1 Select a model w" x d" x h"	weight	Component			
<b>For 60" or 66" Work surfaces</b> 41 x .875 x 24 1.25 yd required 22.5 Square Feet	12	NSS4124OP718			
<b>2 Select a finish</b> <a href="#">View finish details</a>		Finish N/A			
<b>3 Select a edge</b> <a href="#">View edge details</a>		Edge N/A			
<b>4 Select hardware</b> <a href="#">View hardware details</a>		Hardware N/A			

**Product features.**

- Fabric tack panels are double sided with angled sides
- Panels are mounted between desks
- Specify one for each adjustable table top
- Specify only one between two stationary desks
- Specify panel that fits work surface top size

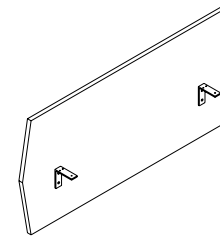
**NOTES**

- Gives Privacy Approximately 12" Above And 12" Below Work surface
- Tackboards are not available in COL, Leather or Vinyl materials. FABRIC ONLY

**NSS4124OP718 Fabric grades.**

COM	COL	1	2	3
408	N/A	454	477	500
<b>4</b>	<b>5</b>	<b>6</b>	<b>7</b>	<b>8</b>
523	546	569	592	615
<b>9</b>	<b>10</b>	<b>11/ L1</b>	<b>12</b>	<b>13/ L2</b>
638	661	684	707	753

**NOT SO square open.**  
 Fabric Privacy And Modesty Tack Panels  
 24" High Fabric Panels



[View statement of line](#)

1 Select a model w" x d" x h"	weight	Component			
<b>For 54" Work surfaces</b> 30 x .875 x 24 1 yd required 18 Square Feet	8	NSS3024OP718			
2 Select a finish <a href="#">View finish details</a>		Finish N/A			
3 Select a edge <a href="#">View edge details</a>		Edge N/A			
4 Select hardware <a href="#">View hardware details</a>		Hardware N/A			

**Product features.**

- Fabric tack panels are double sided with angled sides
- Panels are mounted between desks
- Specify one for each adjustable table top
- Specify only one between two stationary desks
- Specify panel that fits work surface top size

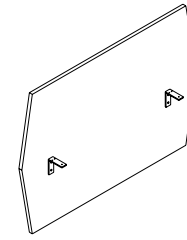
**NOTES**

- Gives Privacy Approximately 12" Above And 12" Below Work surface
- Tackboards are not available in COL, Leather or Vinyl materials. FABRIC ONLY

**NSS3024OP718 Fabric grades.**

COM	COL	1	2	3
399	N/A	436	454	472
4	5	6	7	8
490	508	526	544	562
9	10	11/ L1	12	13/ L2
580	598	616	634	670

**NOT SO square open.**  
 Acrylic Privacy/Modesty Panels  
 Acrylic Privacy/Modesty Panels



[View statement of line](#)

1 Select a model w" x d" x h"	weight	Component	
<b>For 72" Work surfaces</b> 48 x .5 x 36	30	NSS4836OP717	958
<b>For 60" or 66" Work surfaces</b> 41 x .5 x 36	26	NSS4136OP717	839
<b>For 54" Work surfaces</b> 30 x .5 x 36	19	NSS3036OP717	604
<b>For 72" Work surfaces</b> 48 x .5 x 24	20	NSS4824OP717	639
<b>For 60" or 66" Work surfaces</b> 41 x .5 x 24	17	NSS4124OP717	580
<b>For 54" Work surfaces</b> 30 x .5 x 24	11	NSS3024OP717	462

2 Select a finish  
[View finish details](#)  
 Finish  
 N/A

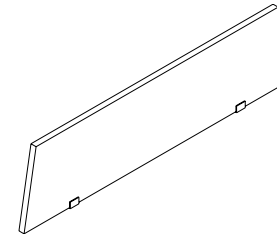
3 Select a edge  
[View edge details](#)  
 Edge  
 N/A

4 Select hardware  
[View hardware details](#)  
 Hardware  
 N/A

**Product features.**

- 24" High panel enables approx. 12" of privacy above the work surface and 12" of privacy above the work surface and 12" below
- 36" High panel enables approx. 18" of privacy above the work surface and 18" below
- Acrylic panels are opaque white
- Specify one for each adjustable table top
- Specify only one between two stationary desks
- Specify panel that fits top size noted

**NOT SO square open.**  
Acrylic Privacy/Modesty Panels  
Half Acrylic Privacy Panel



[View statement of line](#)

1	Select a model w" x d" x h"	weight	Component		
	<b>For 72" Work surfaces</b> 48 x .5 x 18	30	NSS4818OP717	526	
	<b>For 60" or 66" Work surfaces</b> 41 x .5 x 18	26	NSS4118OP717	473	
	<b>For 54" Work surfaces</b> 30 x .5 x 18	19	NSS3018OP717	367	
	<b>For 72" Work surfaces</b> 48 x .5 x 12	10	NSS4812OP717	408	
	<b>For 60" or 66" Work surfaces</b> 41 x .5 x 12	9	NSS4112OP717	361	
	<b>For 54" Work surfaces</b> 30 x .5 x 12	7	NSS3012OP717	266	

2 Select a finish  
[View finish details](#)

Finish  
N/A

3 Select a edge  
[View edge details](#)

Edge  
N/A

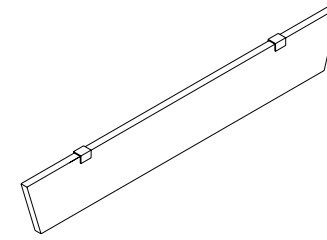
4 Select hardware  
[View hardware details](#)

Hardware  
N/A

**Product features.**

- 12" High panel only provides above surface privacy
- 18" High panel only provides above surface privacy
- Acrylic panels are opaque white
- End panel attaches to end of table with end leg
- End panels used to end run of units for privacy
- Panels are mounted between desks
- Specify one for each adjustable table top
- Specify only one between two stationary desks
- Specify panel that fits top size noted

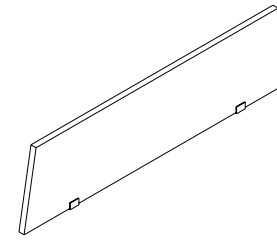
**NOT SO square open.**  
Acrylic Privacy/Modesty Panels  
Overhead Privacy Panel



1 Select a model w" x d" x h"		weight	Component			<a href="#">View statement of line</a>	
<b>Mounted to Overhead</b> 48 x .5 x 7		5	NSS4807OP717 296				
2 Select a finish <a href="#">View finish details</a>			Finish N/A				
3 Select a edge <a href="#">View edge details</a>			Edge N/A				
4 Select hardware <a href="#">View hardware details</a>			Hardware N/A				

**Product features.**  
- Provides privacy on each side of the overhead

**NOT SO square open.**  
 Ultraclear Glass Privacy/Modesty Panels  
 12" High Glass Panels



1 Select a model w" x d" x h"		weight	Component	<i>View statement of line</i>		
30 x 12	20	NSS3012OP729	1210			
36 x 12	22	NSS3612OP729	1350			
41 x 12	24	NSS4112OP729	1497			
48 x 12	26	NSS4812OP729	1655			

2 Select a finish <i>View finish details</i>		Finish
		N/A

3 Select a edge <i>View edge details</i>		Edge
		N/A

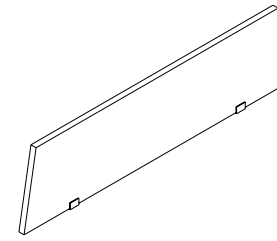
  

4 Select hardware <i>View hardware details</i>		Hardware
		N/A

**Product features.**

- 1/2" Thick clear glass top with flat polished edges

**NOT SO square open.**  
 Ultraclear Glass Privacy/Modesty Panels  
 18" High Glass Panels



1 Select a model w" x d" x h"		weight	Component	<a href="#">View statement of line</a>		
30 x 18	24	NSS3018OP729	1429			
36 X 18	29	NSS3618OP729	1705			
41 X 18	34	NSS4118OP729	1840			
48 X 18	39	NSS4818OP729	1974			

2 Select a finish <a href="#">View finish details</a>		Finish
		N/A

3 Select a edge <a href="#">View edge details</a>		Edge
		N/A

4 Select hardware <a href="#">View hardware details</a>		Hardware
		N/A

**Product features.**

- 1/2" Thick clear glass top with flat polished edges

Not so square open options.



COMPUTER SUPPORT  
*single monitor arm*

Style Number	List Price
MA1	280

### Specifications

- Available in black or silver
- Desk clamp and mounting included
- Easy assembly and flexibility
- Elastic painting process for a durable and beautiful finish
- Gas spring tension adjustment for counter-balance height adjustment for monitors 1-8 KG
- Gas spring tested to 50,000 repetitions
- Hidden cable management



COMPUTER SUPPORT  
*double monitor arm*

Style Number	List Price
MA2	450

### Specifications

- Available in black or silver
- Desk clamp and mounting included
- Easy assembly and flexibility
- Elastic painting process for a durable and beautiful finish
- Gas spring tension adjustment for counter-balance height adjustment for monitors 1-8 KG
- Gas spring tested to 50,000 repetitions
- Hidden cable management



COMPUTER SUPPORT  
*triple monitor arm*

Style Number	List Price
MA3	530

### Specifications

- Available in black or silver
- Desk clamp and mounting included
- Easy assembly and flexibility
- Elastic painting process for a durable and beautiful finish
- Gas spring tension adjustment for counter-balance height adjustment for monitors 1-8 KG
- Gas spring tested to 50,000 repetitions
- Hidden cable management



COMPUTER SUPPORT  
*quadruple monitor arm*

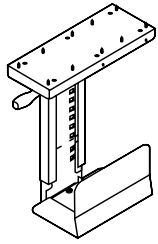
Style Number	List Price
MA4	705

### Specifications

- Available in black
- Desk clamp and mounting included
- Easy assembly and flexibility
- Elastic painting process for a durable and beautiful finish
- Gas spring tension adjustment for counter-balance height adjustment for monitors 1-8 KG
- Gas spring tested to 50,000 repetitions
- Hidden cable management



Not so square open options.



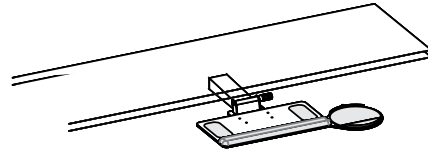
COMPUTER SUPPORT  
*cpu retractable cradle*

Style Number	List Price
K18	205

Specifications

- Black Metal CPU Carriage
- Full 360° swivel capability allows easy access to rear of CPU for cables / wires
- Track allows 8- 1/2" extension
- Width Adjustment 5-1/2" to 9-1/4"
- Height adjustment 14- 5/8" to 20- 1/2"
- Black epoxy finish

- Notes
- Factory Installed



COMPUTER SUPPORT  
*articulating keyboard tray*

Style Number	List Price
Factory Installed K28	390
Field Installed K28F	415

Specifications

- Adjusts effortlessly - A simple one-handed motion allows the keyboard to be repositioned instantly, without the use of locks or levers
- Encourages low-risk postures - Maximizes adjustability within a safe operating range.
- Will last a lifetime - Exceeds all applicable BIFMA Standards and comes with a lifetime guarantee.

- Notes
- Available on: Freestanding Desk
  - Factory Installed (standard)
  - FIELD INSTALL - \$395



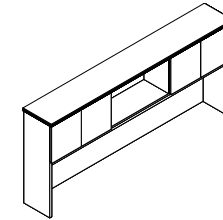
DOOR MODIFICATIONS  
*soft close door hinge*

Style Number	List Price
D9SC	20 Per door

Specifications

- Snap onto standard door hinge
- Requires (2) per door
- Max door height 43"
- Factory installed where specified
- Individually shipped for field installation

- Notes
- Specify Each Item To Have Slow Close Feature



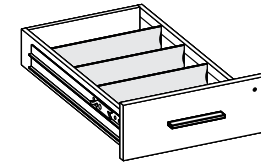
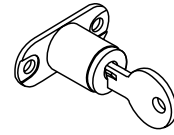
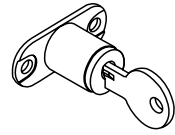
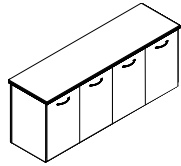
DOOR MODIFICATIONS  
*delete doors*

Style Number	List Price
D6	N/C

Specifications

- Standard Door overheads and cabinets can have door deleted for open access. Modification of hinge rails and structural components are made face ready.

Not so square open options.



**DOOR MODIFICATIONS**

*delete doors/replace black laminate shelf w/ finished shelf*

Style Number	List Price
D6A	N/C

**Specifications**

- Delete doors and replace black laminate shelf with finished shelf

Notes  
 - Available on: All Storage "W"/"G" Style Credenzas.

**DOOR MODIFICATIONS**

*panel door lock*

Style Number	List Price
D2	100 Per door set

**Specifications**

- Door Locks - 1 Door w/ Lock, Other Door w/ Catch Latch
- Contact Customer Service regarding limited lock locations and keying.

Notes  
 - Available on: Panel Doors, Wood Frame Doors, and Silverluma doors

**DOOR MODIFICATIONS**

*glass door lock*

Style Number	List Price
D2-G	205 Per door set

**Specifications**

- Door Locks - 1 Door w/ Lock, Other Door w/ Catch Latch
- Contact Customer Service regarding limited lock locations and keying.

Notes  
 - Available on: Glass Doors

**DRAWER OPTIONS**

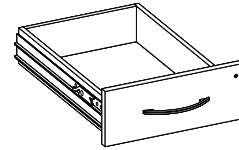
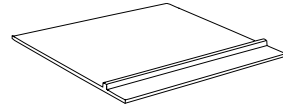
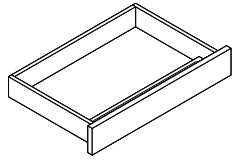
*box drawer accessories*

Style Number	List Price
Wood Drawer Dividers w/ Clips K-DIV	SET OF 3 - 30
Single Tray - Utility Tray K-Sut	35 ea.

**Specifications**

- K-DIV Extra Wood Drawer Dividers with Clips, Top Box drawers standard with 1 divider
- K-SUT Single Tray - Utility Tray, Specify Legal or Letter drawer width

Not so square open options.



**DRAWER OPTIONS**  
*finished center drawer*

Style Number	List Price
K31	205
Add Skirt Option K31-SK	310

**Specifications**

- Veneer drawer front finished to match unit W or G style veneer.
- Ball bearing smooth operation
- Drawer has lifetime guarantee
- Standard with matching wood grain pencil tray
- Laminate drawer front to match laminate unit (M style)

**DRAWER OPTIONS - BOTTOM COVER**  
*felt bottom center drawer insert liner*

Style Number	List Price
K3	100

**Specifications**

- Inserts into center drawer and features divider for open pen and pencil storage. Removable for easy cleaning.
- Adds a luxurious touch to center drawers.
- Color: Dark Brown Coal

**DRAWER OPTIONS - UPGRADE**  
*wood drawer upgrade*

Style Number	List Price
P33	45 Per drawer

**Specifications**

- Dowel joint construction
- Hardwood veneer multi-ply drawer
- UV finish
- 1/4" Wood veneer bottoms
- File drawer bottoms are five block reinforced for heavy weight capacity
- Lifetime guaranteed

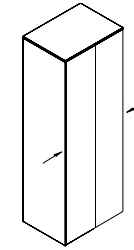
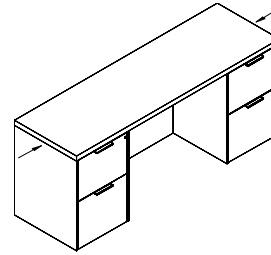
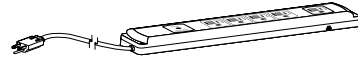
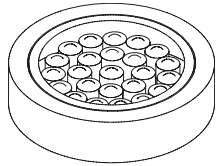
**LIGHTING**  
*It-led task light*

Style Number	List Price
24" Task light LT-LED24R	190
48" Task light LT-LED48R	245
60" Task light LT-LED60R	310
72" Task light LT-LED72R	335

**Specifications**

- 6.5' Power cord. Switch with touch dimmer
- 36 LEDs per foot
- 4.6 Watts per foot
- 91 Lumens per watt

## Not so square open options.



### LIGHTING

*led interior cabinet puck light*

Style Number	List Price
Starter Kit LEDPK	310
1 LED Interior Puck Light PK	135

### Specifications

- Starter kit includes Infeed, 1 Puck Interior Light and the ability to daisy chain up to 6 total Puck Lights
- (1) LED Puck Light with 30W power drive and switch
- Recessed fixture
- 12V linking cord 98"L
- Silver finish
- 50,000 hour life
- 2 watt per light

#### Notes

- Available on: Overhead/Tower Units with glass doors or no doors
- Power drive included, Light only

### POWER / DATA

*power supply cordset*

Style Number	List Price
PD717	95

### Specifications

- SIZE: 10.75"L x 2.0"W x 1.06"H
- (5) Outlets w/ 10' cord
- Surge suppression (720 Joules)
- 15 Amp breaker
- Available on: Vertical Panels, Cabinet Interiors, and under tops

### PRODUCT MODIFICATIONS

*modify width - open kneespace*

Style Number	List Price
MOD-1	125

### Specifications

- Modify width down on any unit with an open kneespace: desk, workstation credenza, bridge, return

### PRODUCT MODIFICATIONS

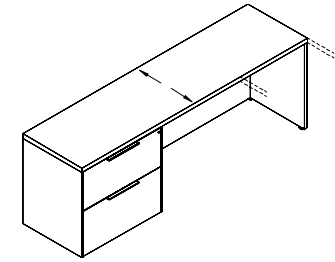
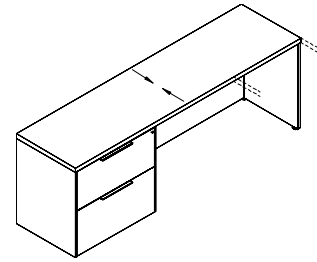
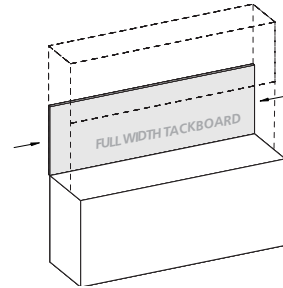
*modify width - open/closed storage*

Style Number	List Price
MOD-2	250

### Specifications

- Modify width down on any unit with open or closed storage section: overheads, wall hung units, storage credenzas, towers

Not so square open options.



**PRODUCT MODIFICATIONS**

*modify width - outside of mod-1, mod-2*

Style Number	List Price
MOD-3	Contact for pricing

**PRODUCT MODIFICATIONS**

*modify width - tackboard, slat wall, veneer panel, or a glassboard*

Style Number	List Price
MOD-4	50

**PRODUCT MODIFICATIONS**

*modify depth - decrease depth*

Style Number	List Price
MOD-5	125

**PRODUCT MODIFICATIONS**

*modify depth - increase depth*

Style Number	List Price
MOD-6	Add 10%

**Specifications**

- Width modification outside of MOD-1 & MOD-2

**Specifications**

- Modify width down on tackboard, slat wall, veneer panel, or a overhead glassboard

**Specifications**

- Modify depth down (minimum depth for a unit with drawers is 21" D)

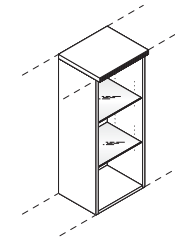
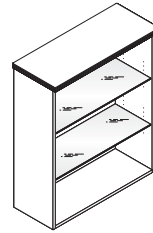
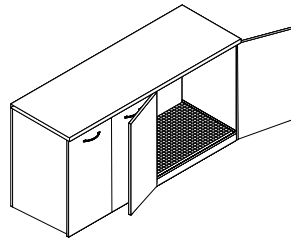
Notes  
- Ex. 24" to 21", 30" to 24", and 36" to 30"

**Specifications**

- Increase depth by no more than 6"

Notes  
- Ex. 24" to 30", 30" to 36", and 36" to 42"  
- Add 10% to the unit you want to increase the depth of by no more than 6"

Not so square open options.



**PRODUCT MODIFICATIONS**  
*modify height*

Style Number	List Price
MOD-7	Contact for pricing

**Specifications**

- Modify height of a unit

**REFRIGERATOR MODIFICATION**  
*refrigerator cabinet modification*

Style Number	List Price
REF01	205

**Specifications**

- Open back cutout for venting
- Moisture sponge mat
- Contaminate ledge
- Contact customer service for maximum refrigerator size (Changes based on unit).

Notes  
- Available on: 36" and 42" Storage Credenzas

**SHELF MODIFICATIONS**  
*glass shelves - tempered full width*  
*26" - 35"*

Style Number	List Price
26"W - 35"W x 14"D Shelf GS14F	90

**Specifications**

- Glass Shelves Replace Wood Shelf In Open Or Glass Door Cabinet. Also Order Interior Cabinet Lighting.

**SHELF MODIFICATIONS**  
*tempered glass shelves for half cabinet*  
*17- 1/2" widths*

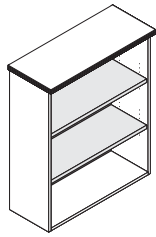
Style Number	List Price
14-1/2"W - 17- 1/2"W x 14"D Shelf GS14H	70 ea.

**Specifications**

- Glass Shelves Replace Wood Shelf In Open Or Glass Door Cabinet. Also Order Interior Cabinet Lighting.

Notes  
- Replace only adjustable shelves between cabinet light and fixed lower wood shelf.

Not so square open options.




**SHELF MODIFICATIONS**  
heavy duty solid wood bookcase replacement shelves

Style Number	List Price
1" Wood Shelf 14" Deep S714F	80 ea.
1" Wood Shelf 24" Deep S714FX	160 ea.

**Specifications**

- 1" Solid Lumber Core Shelves Replace Standard 3/4" Plywood Adjustable And Fixed Shelves



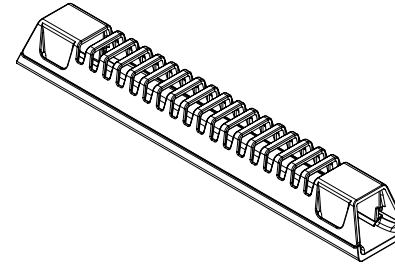
**WIRE MANAGEMENT**  
horizontal j-channel wire management raceway

Style Number	List Price
W1	80 Per 4' section

**Specifications**

- 4' section for field installation.
- The "J" shape black thermoplastic wire raceway may be added to specified worksurface tops to provide concealed channeling of wires to and from worksurface grommets. For use in open kneespace areas, raceway is attachable to top of back panel with pan head screws. Interior dimensions are 1" x 1- 1/2" providing ample storage for multiple wires and excess cable. Front of raceway flexes out for easy cord insertion.

- Notes
- Units w/ Wire Channel Standard.
  - Field Installation



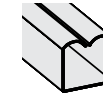
**WIRE MANAGEMENT**  
horizontal wire management raceway

Style Number	List Price
W21	35

**Specifications**

- 10"W x 1.5"D x 1.25"H
- Grey Wire Manager (10.5")
- Power and data cables can be discretely housed and managed with the W21 Gray Wire Manager. This can be mounted in any location to metal frame or underside of conference tables and runs cables through a 1" channel from power module to hollow steel legs. This keeps cables organized under the table top. Release clips make it simple to snap on and off the Wire Manager for easy organization and access after attached to the table

- Notes
- Field installed



**WIRE MANAGEMENT**  
horizontal u-channel wire management raceway

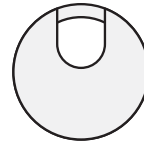
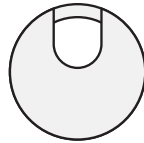
Style Number	List Price
W2A	80 Per 4' section

**Specifications**

- 4' section for field installation.

- Notes
- Units w/ Wire Channel Standard.
  - Field Installation

Not so square open options.



WIRE MANAGEMENT  
*coil wire manager*

Style Number	List Price
W18	160

Specifications

- Weighted Base, Table attachment plate
- 39- 1/2" Length
- Black

- Notes
- Location

WIRE MANAGEMENT  
*standard location grommets - factory installed*

Style Number	List Price
Standard Location Grommet	
Black	
TM30	50
Silver	
TM31	50
Antique Brass	
TM33	50
White	
TM34	50

Specifications

- 1 -5/8" Metal Grommet

- Notes
- \*Units w/ Grommets Standard Are Noted Under Standard Features. Grommets Match Pull Finish - Standard (Unless Specified Otherwise)

WIRE MANAGEMENT  
*non-standard location grommets - factory installed*

Style Number	List Price
Non-Standard Location Grommet	
Black	
TM30 -NS	95
Silver	
TM31 -NS	95
Antique Brass	
TM33 -NS	95
White	
TM34 -NS	95

Specifications

- 1 -5/8" Metal Grommet

- Notes
- \*Units w/ Grommets Standard Are Noted Under Standard Features. Grommets Match Pull Finish - Standard (Unless Specified Otherwise)



## power & data options.

Aircharge wireless charging grommet

Style Number	List Price
 ACWG WIRELESS GROMMET	\$195

## Specifications

- › When used with GROVE Tables an additional \$350 LIST will apply for the special cutout required.
- › AirCharge offers a convenient way to charge any Qi compatible smartphone or device without the need to carry charging cables or find an available power outlet.
- › The Aircharge is powered by the latest Qi compliant IC offering reliable and efficient wireless charging in a convenient 3" grommet hub. Simply place your phone on the Aircharge and an LED will confirm pairing and begin wireless charging.
- › Recess: Efficient space conservation and quick access
- › Input: DC 5V (with included AC power adapter), DC 9V, 1.67A (with optional QC 2.0 power adapter)
- › Output: 5 watts Max. with DC 5V, 2A power adapter, 10 watts Max. with QC 2.0 power adapter
- › Qi V1.2 compliant IC
- › Charging distance: 6mm Max.

Available: All DARRAN collections



## power & data options.

Cove power unit with daisylink

Style Number	List Price
--------------	------------

### STARTER UNITS



COV-DCH HARDWIRED	\$710
-------------------	-------

Includes (1) Cove unit with Hardwire Infeed - 120"



COV-DCP PLUG	\$800
--------------	-------

Includes (1) Cove unit with Plug infeed -  
Includes 72" Cord and 32" Infeed Jumper for  
104" total cord infeed

### ADDITIONAL LINKING UNITS

COV-DCL	\$575 EACH
---------	------------

Includes Linking Cove unit and Jumper up to  
96", cable length determined by the top size



## Specifications

- › Size: 5.75"L x 2.5"W
- › (2) 15 Amp Receptacles and (2) 2.1 Amp USB charging ports
- › Surface Mount
- › Max Daisy Chain - Hardwire - (9) units; Plug/Corded - (4) units
- › Standard Silver Finish, Available in White or Black Finish upon request
- › ETL Listed

Available: All DARRAN collections

## power & data options.

### Keno power unit

Style Number

List Price



PD-KENO

\$195

Select power block to link workstations

## Specifications

- > Size 5.5" L x 2.125" W x 2.5" H
- > 2 TR AC Outlets
- > 1 4.2A USB module w/ 2 charging ports
- > 10' Power cord

Available: EdgeWorks, NSS Open, Rail, Rail Open Office, ThinkingQuietly

### Telecom Plates

With 120" hardwire power cord.

Two Pack Power Block System: 2PPBS	\$390
Four Pack Power Block System: 4PPBS	\$750
Six Pack Power Block System: 6PPBS	\$1100




White



Black

## power & data options.

Seclusion corded power unit non-linking

Style Number	List Price
 P2SECL	\$245
Choose from plate mount or clamp mount (seen in photo)	

### Specifications

- > Size: 3.5"L x 2.2"D x 2.5"H
- > (2) Power Receptacles
- > Worksurface Clamp Mount or Plate Under Surface Mount
- > Clamp Accessory accommodates table thickness up to 2"
- > 72" Cord
- > Standard Silver Finish, Black Finish available upon request
- > UL/UCL Listed

Available: All DARRAN collections



Clamp Mount

## power & data options.

Soba wire manager

Style Number	List Price
STARTER UNITS	
SCDW	\$200
White wire manager	
SCDB	\$200
Black wire manager	

## Specifications


- › Dimensions: 9ft x 9in x 3.15in
- › Zips up, bundles and routes loose, messy cables into a single tube
- › Routes and guides cables behind desks, TVs, and anywhere cables tend to get messy
- › Accommodates large or small cables, up to three cables at once
- › Support channels, used to route cables, include powerful adhesive backing which allows easy attachment to surfaces.

Available: All DARRAN collections



## power & data options.

Tully power unit

Style Number	List Price
 PD-TULLY	\$320
Select power block to link workstations	

### Specifications


- › 5.5" W x 3.2" H x 1.81" D
- › Finish: Smooth molded plastic integrated within a single piece cover
- › Mounts to the edge of your work surface, with no table cut outs or installation required.
- › (2) Power receptacles, (2) USB 2.1 Amp ports
- › 72" Cord (10' cord available, contact customer service).
- › Standard in White. Available in gray, black, neon red, harvest pumpkin, light green, daisy blue.
- › UL310, Class 2, FCC Part 15A approved
- › Clamp accessory accomodates table thickness from .75"-1.5"

Available: EdgeWorks, NSS Open, Rail, Rail Open Office, ThinkingQuietly.

#### Power Block



With 120" hardwire power cord.

Two Pack Power Block System: 2PPBS	\$390
Four Pack Power Block System: 4PPBS	\$750
Six Pack Power Block System: 6PPBS	\$1100



## power & data options.

VILLA Power unit with daisylink

Style Number	List Price
STARTER UNITS	
 VIL-DCH HARDWIRED	\$600
Includes (1) Villa unit with 120" Hardwire Infeed	
 VIL-DCP PLUG	\$695
Includes (1) Villa with Plug Infeed - Includes 72" Cord and 32" Infeed Jumper for 104" total cord infeed	
ADDITIONAL LINKING UNITS	
VIL-DCL ADDITIONAL	\$590
(Includes linking Villa and Jumper cable up to 96")	

## Specifications

- > Size: Top Grommet 5.68"L X 3.39"W; Under Top 12"L x 3.13"W x 3.08"D
- > (4) Power receptacles; (2) surface and (2) undersurface, (2) 2.1A USB charging ports and (1) Knockout for RJ45 Data Port
- > Surface Mount
- > Daisy Chain - Hardwire Max (10) Units, Plug/Corded Max (5) Units
- > Standard Silver Finish, Black Finish available upon request
- > UL or ETL Certified

Available: All DARRAN collections, excludes grove

RJ45 Knockout	
RJ45 (1)	\$35



# Posh price list



effective july 1, 2021

designed by john stafford & chris carter



# Posh price list revisions

Date Page

Modification

Description




## Posh table of contents

Fabric seat & leather program.....	1
Seating Specification.....	4
Finishes.....	5
Executive Chair.....	6



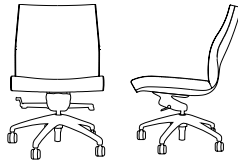
# Posh statement of line



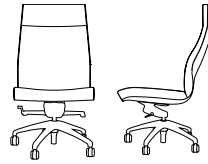
PAGE 6  
Upholstered Arms  
Mid-Back




PAGE 7  
Upholstered Arms  
High-Back



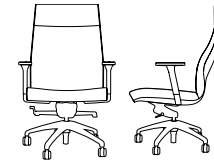
PAGE 8  
Armless  
Mid-Back




PAGE 9  
Armless  
High-Back




PAGE 10  
Adjustable Ergonomic Arms  
Mid-Back



PAGE 11  
Adjustable Ergonomic Arms  
High-Back



PAGE 12  
Urethane Loop Arms  
Mid-Back



PAGE 13  
Urethane Loop Arms  
High-Back



## Posh fabric & leather program

### Seating & fabric leather program

DARRAN has partnered with some of the most prestigious fabric suppliers of the office furniture industry to bring you quality fabrics that are engaging designs, environmentally friendly and durable for years to come. The majority of fabrics we have graded-in are in heavy supply making it most likely available on our Quickship however, we cannot guarantee stock. If you do not see the fabric you wish to include in a project, please contact our Factory to see if this pattern can be graded in at 800.334.7891.

### Fabrics & Leathers

Please visit our Seating Fabrics page at [darran.com/textilesleather](http://darran.com/textilesleather)

Camira  
[www.camirafabrics.com](http://www.camirafabrics.com)  
 800.334.789

Wollsdorf  
[www.wollsdorf.com](http://www.wollsdorf.com)  
 336.884.5005

CFStinson  
[www.cfstinson.com](http://www.cfstinson.com)  
 800.841.6279

Green Hides  
[www.greenhides.com](http://www.greenhides.com)  
 336.315.9720

DesignTex  
[www.designtex.com](http://www.designtex.com)  
 800.797.4949

Maharam  
[www.maharam.com](http://www.maharam.com)  
 800.645.3943

Momentum Textiles  
[www.momentumtextiles.com](http://www.momentumtextiles.com)  
 800.366.6839

Ultrafabrics  
[www.ultrafabricsinc.com](http://www.ultrafabricsinc.com)  
 800.334.7891

Application instructions must be specified on the purchase order or COM / COL submission form. In the absence of application instructions, DARRAN will apply materials accordingly.

### CAL117

All DARRAN seating products conform to California Technical Bulletin 117 as a minimum standard.

### CAL133

To meet the California Technical Bulletin 133 flammability regulation, a combination of proper materials must be used to pass, as it tests the fire resistance of a finished product. Flame resistant fabric, a fire blocker material and special foam must be used to pass CAL133 fire codes.

Testing is available for all seating products with the following fees and considerations:

- If laboratory certification is not required, any style can be manufactured to comply with California Technical Bulletin 133 for \$75 list per yard required. (Customer's Own Materials must factor in additional yardage requirements based on repeat.)
- The purchase order must clearly indicate the requirement of California Technical Bulletin 133
- If laboratory California Technical Bulletin 133 certification is required, the cost of testing a chair is \$820 NET, plus the cost of the chair and covering material.
- An additional lead time of 4 to 6 weeks is required for testing for CAL133.
- Once testing is completed, we will provide a certification letter specific to the sample tested for CAL133.
- DARRAN's manufacturing procedures for California TB 133 compliance are based on the testing of representative style with specific fabrics. Please contact Customer Service for an updated list of tested models.
- A copy of test certification is available upon request.

## Posh fabric & leather program

### Combination fabrics

DARRAN is pleased to offer customers the design freedom of combination fabrics. When using fabric, vinyl or leather combinations, pricing will be as follows:

- When combining two materials of the same grade, pricing will be specified grade + 5%.
- If combining two materials of different grades or leather/ fabric combination, use the highest grade/price + 5%.
- If using COM or COL, pricing will be COM or COL + 5%. If both COM + COL are used in combination, use COL + 5%

### COM/COL ordering instructions

Please complete the COM Submission Form prior to ordering the fabric from the supplier. All COM fabrics must be approved prior to order submission. Please refer to our website or contact DARRAN Seating Customer Service for an updated list of preapproved COM fabrics. Application instructions must be specified on the purchase order or COM/COL submission form. In the absence of application instructions, DARRAN will apply materials in the best manner and cannot be held responsible for tailoring or application objections after upholstering. COM orders will be scheduled for production after receipt of the material. Packages must be clearly marked and the fabric must be first quality, continuous yardage.

### COM/COL yardage requirements

The yardage requirements stated in this price list for each style are calculated using 54" wide, non-directional fabrics. For fabrics with a different width or for patterns with repeats, please refer to the below chart to calculate the additional percent of fabric required:

Fabric Width	Plain Fabric	2" - 14" Repeat	15" - 19" Repeat	20" - 27" Repeat	28" - 36" Repeat
54"	0	15%	20%	25%	30%
53"	6%	19%	24%	28%	36%
52"	13%	23%	28%	33%	38%
51"	19%	26%	31%	36%	41%
50"	25%	30%	35%	40%	45%
49"	30%	35%	40%	45%	50%
48"	35%	40%	45%	50%	55%
47"	45%	50%	55%	58%	65%

## Posh fabric & leather program

NOTE: Prior To Completion Of This Form, Please Refer To Our Graded In Materials Program For Preapproved Fabrics/Leathers.

### COM/COL Approval

DARRAN Furniture Industries  
 2402 Shore Street, High Point, NC 27263  
 ATTN: Seating Division / COM/COL Approval  
 TAG: DARRAN Purchase Order Number

### Shipping approved COM/COL materials

DARRAN Furniture Industries  
 2402 Shore Street, High Point, NC 27263  
 ATTN: Seating Division / COM/COL Approval  
 TAG: DARRAN Purchase Order Number

Please complete this form, attach a 6"x 6" sample and mail to the COM/COL APPROVAL address shown above.  
 This form can also be downloaded from our website at [www.darran.com/leathers](http://www.darran.com/leathers) OR [www.darran.com/fabrics](http://www.darran.com/fabrics)

Purchase Order # \_\_\_\_\_  
 Dealer's Name \_\_\_\_\_  
 Contact \_\_\_\_\_  
 Address \_\_\_\_\_  
 Telephone \_\_\_\_\_  
 Email \_\_\_\_\_  
 Chair Style \_\_\_\_\_  
 Manufacturer \_\_\_\_\_  
 Pattern Name \_\_\_\_\_  
 Pattern Color \_\_\_\_\_  
 Content \_\_\_\_\_  
 Repeat \_\_\_\_\_

Please specify any special requirements and check the application above.

\_\_\_\_\_  
 \_\_\_\_\_  
 \_\_\_\_\_

ATTACH 6" X 6" FABRIC/LEATHER SAMPLE HERE


**NOTE**

Actual Fabric/Leather samples needed instead of digital images. If digital images are sent in lieu of samples, DARRAN will only verify the pattern and will not take responsibility for color variances that cannot be verified due to printing restrictions

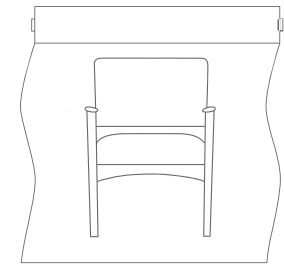
In the absence of application instructions, DARRAN will apply the material in the best manner and cannot be held responsible for tailoring or application objections after upholstering.

Unless otherwise instructed on the purchase order, excess COM materials will be recycled at the discretion of DARRAN after six months of the original product ship date.

The COM approval solely pertains to the application of the fabric onto the specified DARRAN seating product. DARRAN's approval or acceptance does not constitute any responsibility or warranty to the overall appearance, durability, flammability, defects, dye lot variations or colorfastness of the COM. It is the customer's responsibility to ensure the COM meets CAL 117 compliance and are first quality continuous goods.



**RAILROAD**



**SETUP**

## Posh specification

Overall Width = 25"  
 Overall Depth = 24-1/2"  
 Height = 38-1/2 - 41-1/4"  
 Seat Width = 22-1/2"  
 Seat Depth = 18-1/2"  
 Seat Height = 18-1/4" - 21-1/2"  
 Arm Height = 27-1/2" - 30-3/4"

Frame Construction: 9-ply hardwood molded plywood frame construction for superior strength and durability. Frames are precision cut on CNC routers to insure uniformity.

Cushioning: High density CAL117 polyurethane foams of varying compression are laminated together to provide long term comfort.

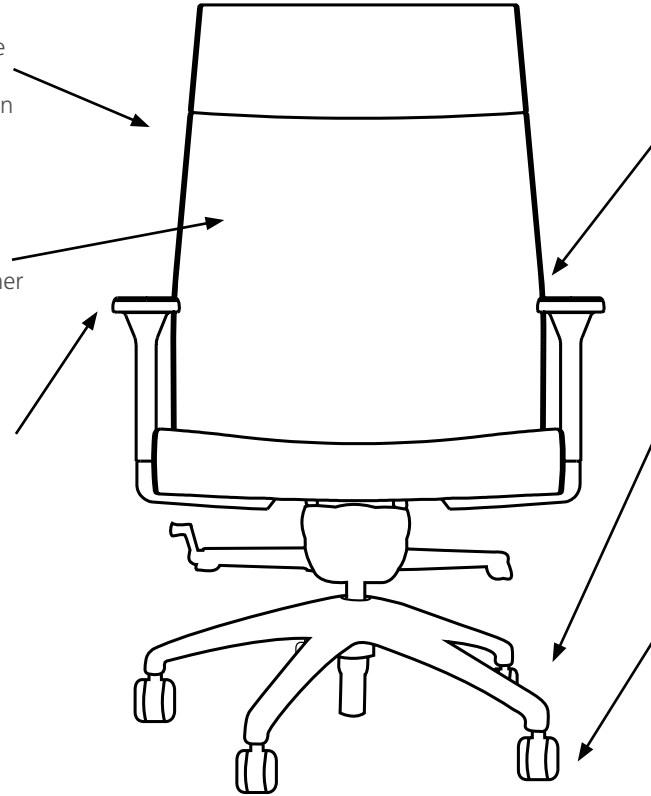
Upholstered Arms: 2" wide upholstered panel arms, urethane coated loop arms, adjustable T arms and armless versions provide options for multiple use applications.

Adjustable Urethane Arms: Black adjustable ergonomic arms are available with spring loaded height adjustment and button activation. Arms are angled at 15 degrees with an adjustable arm pad for additional comfort and ergonomic support. Arms adjust 3-1/4" in height and 1-1/2" in width.

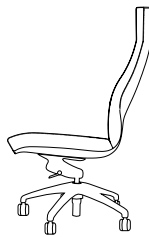
Bases: 26" diameter, available in Polished Aluminum (Standard), Black or Wood.

Casters: 60mm diameter casters are standard and promote increased mobility.

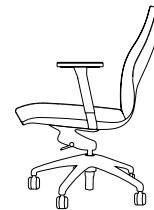
Carpet casters are standard. For hard floor surfaces specify CST20 - no upcharge.



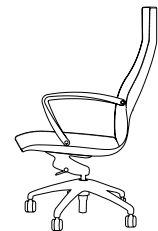
Upholstered Arms  
(Mid-Back or High-Back)



Armless  
(Mid-Back or High-Back)



Adjustable Arms  
(Mid-Back or High-Back)



Urethane Loop Arms  
(Mid-Back or High-Back)

Posh's thin profile of subtle curves and signature channel back design provides an elegant executive seating solution for any office environment. Versatility in options, and highback / midback chair designs allow customers to specify Posh for mid-management, upper executives, and conferencing applications. Posh is offered in armless, upholstered, adjustable, and black urethane arms.

## Knee tilt swivel mechanisms

The Knee-tilt mechanism features an advanced forward pivot point that reduces leg tilt with a 16 degree seat angle and a 25 degree back angle tilt. The mechanism locks in task and reclines positions with side tension adjustment. height adjustment and tilt tensions are also provided.

## Posh finishes

(For base options only)

WLA Lofty Ash  
 WAC Amber Cherry  
 WRC Caramel Cherry  
 WIC Crimson Cherry  
 WEC Ebony  
 WHC Honey Cherry  
 WOC KoKo Cherry  
 WAM Alabaster Maple  
 WCM Clear Maple  
 WWM Wheat Maple  
 WBO Blush Oak  
 WMO Mocha Oak  
 WNO Natural Oak  
 WSO Salted Oak  
 WEW Executive Walnut  
 GWG Gunstock Walnut  
 WBW Henna Walnut  
 WNW Natural Walnut  
 TBCO Baby's Cheek  
 TBSW Brown Sugar  
 TSTV Studio Teak Walnut  
 SSM Seattle Mist Paint  
 SSL Skyline Walnut Paint  
 TOBW Organic Brown  
 WWP Designer White Paint

Send 3x3 or larger finish chip for color match. Custom finish upcharge is 3% or \$250 Net (whichever is greater).

## Finish

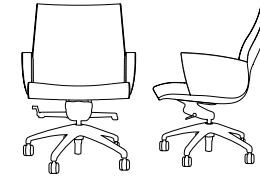
ENVI-CT Green Certified European Technology Coatings Finish.

Frames are constructed of kiln-dried European beech and coordinate with all DARRAN casegood finishes.



Posh.

Upholstered Arms  
Mid-Back



*View statement of line*

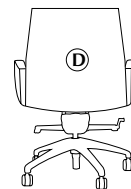
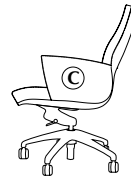
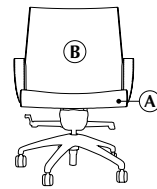
**Product features.**

- 2" wide upholstered arms
- 26" diameter polished aluminum base
- 9-ply molded plywood frame
- High density CAL117 polyurethane foams of varying compression are laminated together to provide long term comfort.
- Large 60mm diameter casters are standard and promote increased mobility.
- Knee tilt swivel w/ forward pivot point

1 model	COM	COL	1	2	3	4	5	6	7	8	9	10	11/L1	12	13/L2
PSH9825UAM04	1960	2030	2081	2140	2199	2258	2317	2376	2435	2494	2553	2612	2671	2730	2848
W x D x H 25 x 24.5 x 37.75-40.5 Arm Height: 27 -1/2" - 30 -3/4" Seat Height: 18 -1/4" - 21 -1/2" Inside Seat Depth: 18 -1/2" Inside Seat Width: 22 -1/2"			Upholstery Requirements Fabric yds: 3 -1/4 Leather Sq. Ft.: 58.5 Carton Weight: 55												

2 Select a finish  
*View finish details*  
Finishes N/A

3 Combination Fabrics  
*View finish details*



DARRAN is pleased to offer customers the design freedom of combination fabrics. When using fabric, vinyl or leather combinations, pricing/yardage requirements will be as follows:

- A Seat 1 yd(s).
- B Inside Back .75 yd(s).
- C Arms 1 yd(s).
- D Outside Back .75 yd(s).

- When combining two materials of the same grade, pricing will be specified grade + 5%
- If combining two materials of different grades or leather/fabric combination, use the highest grade/price + 5%
- If using COM or COL, pricing will be COM or COL + 5%.
- If both COM + COL are used in combination, use COL + 5%.

**Options.**

**BASE**

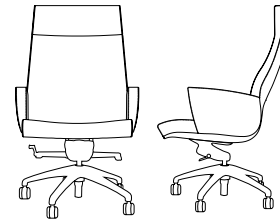
- BBPC: Black Base - \$95
- BOW: Wood Base, see page 5 to specify finish - \$170

**STITCHING**

- BPS: Back Panel Stitching Detail - \$105

Posh.

Upholstered Arms  
High-Back



*View statement of line*

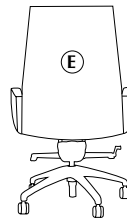

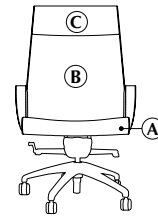
**Product features.**

- 2" wide upholstered arms
- 26" diameter polished aluminum base
- 9-ply molded plywood frame
- High density CAL117 polyurethane foams of varying compression are laminated together to provide long term comfort.
- Large 60mm diameter casters are standard and promote increased mobility.
- Knee tilt swivel w/ forward pivot point

1 model	COM	COL	1	2	3	4	5	6	7	8	9	10	11/L1	12	13/L2
PSH9825UAH05	2074	2147	2204	2268	2332	2396	2460	2524	2588	2652	2716	2780	2844	2908	3036
W x D x H			Upholstery Requirements												
25 x 24.5 x 43.25-46.25			Fabric yds: 3 -1/2 Leather Sq. Ft.: 63												
Arm Height: 27 -1/2" - 30 -3/4"			Carton Weight: 60												
Seat Height: 18 -1/4" - 21 -1/2"															
Inside Seat Depth: 18 -1/2"															
Inside Seat Width: 22 -1/2"															

2 Select a finish  
*View finish details*  
Finishes N/A

3 Combination Fabrics  
*View finish details*



DARRAN is pleased to offer customers the design freedom of combination fabrics. When using fabric, vinyl or leather combinations, pricing/yardage requirements will be as follows:

- A Seat 1 yd(s).
- B Lower Inside Back .75 yd(s).
- C Upper Inside Back .5 yd(s).
- D Arms 1 yd(s).
- E Outside Back .75 yd(s).

- When combining two materials of the same grade, pricing will be specified grade + 5%
- If combining two materials of different grades or leather/fabric combination, use the highest grade/price + 5%
- If using COM or COL, pricing will be COM or COL + 5%.
- If both COM + COL are used in combination, use COL + 5%.

**Options.**

**BASE**

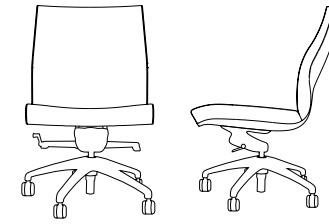
- BBPC: Black Base - \$95
- BOW: Wood Base, see page 5 to specify finish - \$170

**STITCHING**

- BPS: Back Panel Stitching Detail - \$105

# Posh.

Armless  
Mid-Back



[View statement of line](#)

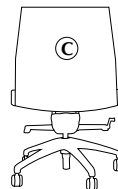
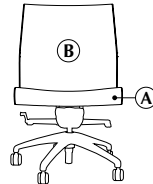
## Product features.

- 26" diameter polished aluminum base
- 9-ply molded plywood frame
- High density CAL117 polyurethane foams of varying compression are laminated together to provide long term comfort.
- Large 60mm diameter casters are standard and promote increased mobility.
- Knee tilt swivel w/ forward pivot point

1 model	COM	COL	1	2	3	4	5	6	7	8	9	10	11/L1	12	13/L2
PSH9825NAM00	1575	1624	1686	1741	1796	1851	1906	1961	2016	2071	2126	2181	2236	2291	2401
W x D x H			Upholstery Requirements												
21 x 24.5 x 37.75-40.5			Fabric yds: 3 Leather Sq. Ft.: 54												
Arm Height: N/A			Carton Weight: 50												
Seat Height: 18 -1/4" - 21 -1/2"															
Inside Seat Depth: 18 -1/2"															
Inside Seat Width: 22 -1/2"															

2 Select a finish  
[View finish details](#)  
Finishes N/A

3 Combination Fabrics  
[View finish details](#)



DARRAN is pleased to offer customers the design freedom of combination fabrics. When using fabric, vinyl or leather combinations, pricing/yardage requirements will be as follows:

- A Seat 1 yd(s).
- B Inside Back .75 yd(s).
- C Outside Back .75 yd(s).

- When combining two materials of the same grade, pricing will be specified grade + 5%
- If combining two materials of different grades or leather/fabric combination, use the highest grade/price + 5%
- If using COM or COL, pricing will be COM or COL + 5%.
- If both COM + COL are used in combination, use COL + 5%.

## Options.

### BASE

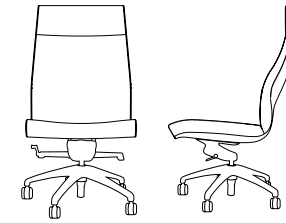
- BBPC: Black Base - \$95
- BOW: Wood Base, see page 5 to specify finish - \$170

### STITCHING

- BPS: Back Panel Stitching Detail - \$105

# Posh.

Armless  
High-Back



*View statement of line*


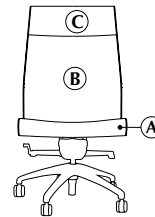
## Product features.

- 26" diameter polished aluminum base
- 9-ply molded plywood frame
- High density CAL117 polyurethane foams of varying compression are laminated together to provide long term comfort.
- Large 60mm diameter casters are standard and promote increased mobility.
- Knee tilt swivel w/ forward pivot point

1 model	COM	COL	1	2	3	4	5	6	7	8	9	10	11/L1	12	13/L2
PSH9825NAH01	1683	1735	1804	1863	1922	1981	2040	2099	2158	2217	2276	2335	2394	2453	2571
W x D x H			Upholstery Requirements												
21 x 24.5 x 43.25-46.25			Fabric yds: 3 -1/4 Leather Sq. Ft.: 58.5												
Arm Height: N/A			Carton Weight: 55												
Seat Height: 18 -1/4" - 21 -1/2"															
Inside Seat Depth: 18 -1/2"															
Inside Seat Width: 22 -1/2"															

2 Select a finish  
*View finish details*  
Finishes N/A

3 Combination Fabrics  
*View finish details*



DARRAN is pleased to offer customers the design freedom of combination fabrics. When using fabric, vinyl or leather combinations, pricing/yardage requirements will be as follows:

- A Seat 1 yd(s).
- B Lower Inside Back .75 yd(s).
- C Upper Inside Back .5 yd(s).
- D Outside Back .75 yd(s).

- When combining two materials of the same grade, pricing will be specified grade + 5%
- If combining two materials of different grades or leather/fabric combination, use the highest grade/price + 5%
- If using COM or COL, pricing will be COM or COL + 5%.
- If both COM + COL are used in combination, use COL + 5%.

## Options.

### BASE


- BBPC: Black Base - \$95
- BOW: Wood Base, see page 5 to specify finish - \$170

### STITCHING

- BPS: Back Panel Stitching Detail - \$105

# Posh.

Adjustable Ergonomic Arms  
Mid-Back



[View statement of line](#)

## Product features.

- 26" diameter polished aluminum base
- 9-ply molded plywood frame
- Black adjustable ergonomic arms are available with spring loaded height adjustment and button activation. Arms are angled at 15 degrees with an adjustable arm pad for additional comfort and support. Arm adjusts 3- 1/4" in height and 1-1/2" in width
- High density CAL117 polyurethane foams of varying compression are laminated together to provide long term comfort.
- Large 60mm diameter casters are standard and promote increased mobility.
- Knee tilt swivel w/ forward pivot point

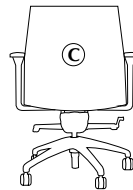
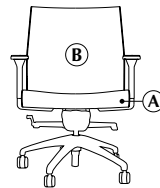
1 model	COM	COL	1	2	3	4	5	6	7	8	9	10	11/L1	12	13/L2
PSH9825AAM02	1709	1758	1820	1875	1930	1985	2040	2095	2150	2205	2260	2315	2370	2425	2535
W x D x H			Upholstery Requirements												
21 x 24.5 x 37.75-40.5			Fabric yds: 3 Leather Sq. Ft.: 54												
Arm Height: 28 -1/2" - 31 -3/4"			Carton Weight: 55												
Seat Height: 18 -1/4" - 21 -1/2"															
Inside Seat Depth: 18 -1/2"															
Inside Seat Width: 22 -1/2"															

2 Select a finish  
[View finish details](#)  
Finishes N/A

3 Combination Fabrics  
[View finish details](#)

DARRAN is pleased to offer customers the design freedom of combination fabrics. When using fabric, vinyl or leather combinations, pricing/yardage requirements will be as follows:

- A Seat 1 yd(s).
- B Inside Back .75 yd(s).
- C Outside Back .75 yd(s).



- When combining two materials of the same grade, pricing will be specified grade + 5%
- If combining two materials of different grades or leather/fabric combination, use the highest grade/price + 5%
- If using COM or COL, pricing will be COM or COL + 5%.
- If both COM + COL are used in combination, use COL + 5%.

## Options.

### BASE

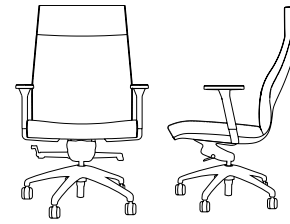
- BBPC: Black Base - \$95
- BOW: Wood Base, see page 5 to specify finish - \$170

### STITCHING

- BPS: Back Panel Stitching Detail - \$105

# Posh.

Adjustable Ergonomic Arms  
High-Back



*View statement of line*

## Product features.

- 26" diameter polished aluminum base
- 9-ply molded plywood frame
- Black adjustable ergonomic arms are available with spring loaded height adjustment and button activation. Arms are angled at 15 degrees with an adjustable arm pad for additional comfort and support. Arm adjusts 3- 1/4" in height and 1-1/2" in width
- High density CAL117 polyurethane foams of varying compression are laminated together to provide long term comfort.
- Large 60mm diameter casters are standard and promote increased mobility.
- Knee tilt swivel w/ forward pivot point


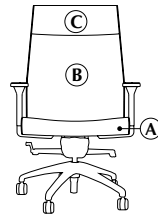
1 model	COM	COL	1	2	3	4	5	6	7	8	9	10	11/L1	12	13/L2
PSH9825AAH03	1815	1867	1936	1995	2054	2113	2172	2231	2290	2349	2408	2467	2526	2585	2703
W x D x H			Upholstery Requirements												
21 x 24.5 x 43.25-46.25			Fabric yds: 3 -1/4 Leather Sq. Ft.: 58.5												
Arm Height: 28 -1/2" - 31 -3/4"			Carton Weight: 60												
Seat Height: 18 -1/4" - 21 1/2"															
Inside Seat Depth: 18 -1/2"															
Inside Seat Width: 22 -1/2"															

2 Select a finish  
*View finish details*  
Finishes N/A

3 Combination Fabrics  
*View finish details*

**DARRAN is pleased to offer customers the design freedom of combination fabrics. When using fabric, vinyl or leather combinations, pricing/ yardage requirements will be as follows:**

- A Seat** 1 yd(s).
- B Lower Inside Back** .75 yd(s).
- C Upper Inside Back** .5 yd(s).
- D Outside Back** .75 yd(s).



- When combining two materials of the same grade, pricing will be specified grade + 5%
- If combining two materials of different grades or leather/fabric combination, use the highest grade/price + 5%
- If using COM or COL, pricing will be COM or COL + 5%.
- If both COM + COL are used in combination, use COL + 5%.

## Options.

### BASE


- BBPC: Black Base - \$95
- BOW: Wood Base, see page 5 to specify finish - \$170

### STITCHING

- BPS: Back Panel Stitching Detail - \$105

Posh.

Urethane Loop Arms  
Mid-Back



[View statement of line](#)

**Product features.**

- 26" diameter polished aluminum base
- 9-ply molded plywood frame
- Black urethane loop arms
- High density CAL117 polyurethane foams of varying compression are laminated together to provide long term comfort.
- Large 60mm diameter casters are standard and promote increased mobility.
- Knee tilt swivel w/ forward pivot point

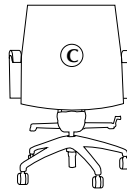
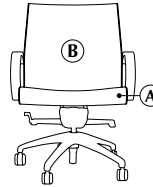
1 model	COM	COL	1	2	3	4	5	6	7	8	9	10	11/L1	12	13/L2
PSH9825CAM16	1648	1697	1759	1814	1869	1924	1979	2034	2089	2144	2199	2254	2309	2364	2474
W x D x H			Upholstery Requirements												
25 x 24.5 x 37.75-40.5			Fabric yds: 3 Leather Sq. Ft.: 54												
Arm Height: 27 -3/4" - 31"			Carton Weight: 55												
Seat Height: 18 -1/4" - 21 -1/2"															
Inside Seat Depth: 18 -1/2"															
Inside Seat Width: 22 -1/2"															

2 Select a finish  
[View finish details](#)  
Finishes N/A

3 Combination Fabrics  
[View finish details](#)

DARRAN is pleased to offer customers the design freedom of combination fabrics. When using fabric, vinyl or leather combinations, pricing/yardage requirements will be as follows:

- A Seat 1 yd(s).
- B Inside Back .75 yd(s).
- C Outside Back .75 yd(s).



- When combining two materials of the same grade, pricing will be specified grade + 5%
- If combining two materials of different grades or leather/fabric combination, use the highest grade/price + 5%
- If using COM or COL, pricing will be COM or COL + 5%.
- If both COM + COL are used in combination, use COL + 5%.

**Options.**

**BASE**

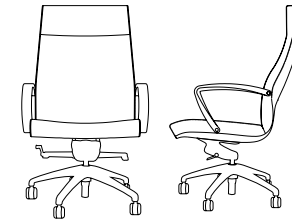
- BBPC: Black Base - \$95
- BOW: Wood Base, see page 5 to specify finish - \$170

**STITCHING**

- BPS: Back Panel Stitching Detail - \$105

Posh.

Urethane Loop Arms  
High-Back



*View statement of line*

**Product features.**

- 26" diameter polished aluminum base
- 9-ply molded plywood frame
- Black urethane loop arms
- High density CAL117 polyurethane foams of varying compression are laminated together to provide long term comfort.
- Large 60mm diameter casters are standard and promote increased mobility.
- Knee tilt swivel w/ forward pivot point

1 model	COM	COL	1	2	3	4	5	6	7	8	9	10	11/L1	12	13/L2
PSH9825CAH17	1753	1805	1874	1933	1992	2051	2110	2169	2228	2287	2346	2405	2464	2523	2641
W x D x H			Upholstery Requirements												
25 x 24.5 x 43.25-46.25			Fabric yds: 3 -1/4 Leather Sq. Ft.: 58.5												
Arm Height: 27 -3/4" - 31"			Carton Weight: 60												
Seat Height: 18 -1/4" - 21 -1/2"															
Inside Seat Depth: 18 -1/2"															
Inside Seat Width: 22 -1/2"															

2 Select a finish

*View finish details*

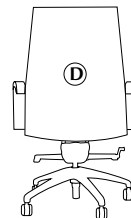
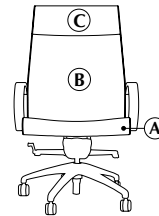
Finishes N/A

3 Combination Fabrics

*View finish details*

DARRAN is pleased to offer customers the design freedom of combination fabrics. When using fabric, vinyl or leather combinations, pricing/yardage requirements will be as follows:

- A Seat 1 yd(s).
- B Lower Inside Back .75 yd(s).
- C Upper Inside Back .5 yd(s).
- D Outside Back .75 yd(s).



- When combining two materials of the same grade, pricing will be specified grade + 5%
- If combining two materials of different grades or leather/fabric combination, use the highest grade/price + 5%
- If using COM or COL, pricing will be COM or COL + 5%.
- If both COM + COL are used in combination, use COL + 5%.

**Options.**

**BASE**

- BBPC: Black Base - \$95
- BOW: Wood Base, see page 5 to specify finish - \$170

**STITCHING**

- BPS: Back Panel Stitching Detail - \$105



DARRAN®

Guest seating  
quick ship  
price list




effective july 1, 2021

cosmo designed by chris carter



# Quick ship quest seating price list revisions

Date Page Modification Description



# Table of contents

Seating Specification..... 1  
Guest Chairs ..... 2



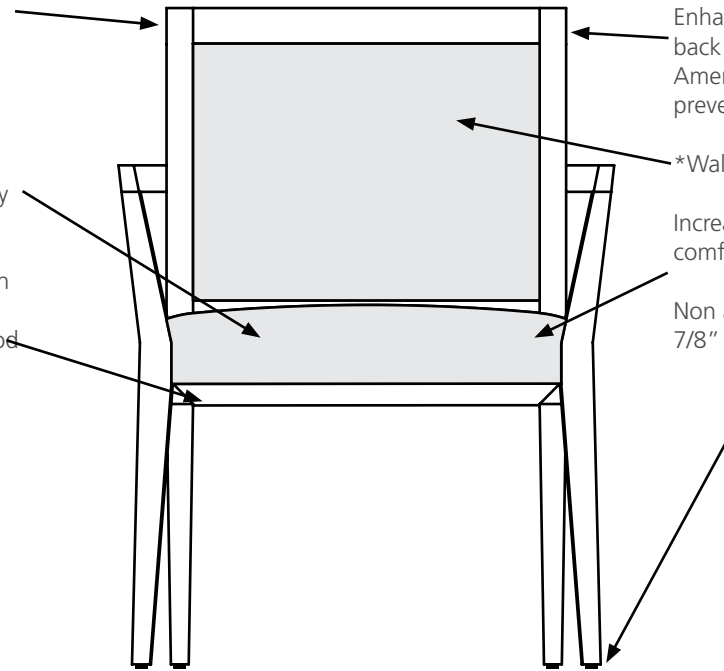
## Cosmo seating specification

Width = 24-1/2"  
 Depth = 23-3/4"  
 Height = 32-1/2"  
 Seat Width = 19"  
 Seat Depth = 19-1/2"  
 Seat Height = 18"  
 Arm Height = 24-3/4"  
 Cartoned Weight = 25 lbs.

Frame is constructed of kiln-dried European beech, PEFC Certified sustainable yield, perpetuating premium quality and durability.

Seat cushions are made of high resiliency foam with proper density to give comfort and support.

Seat rails are reinforced with tenon and groove corner blocks and cleats attached with glue and wood screws.



Enhancing veinline detail at the back panel to further showcase American craftsmanship and prevent finish cracking.

\*Wall-Saver Design

Increased seat width to allow added comfort and increased application.

Non adjustable nylon glides are 7/8" in diameter.

Variety of textiles and back options offer customers flexibility in design and consistency within each office setting.

### Joints

Joints are securely fastened with mortise and tenon joinery or double doweled construction to ensure long-term use.

### Seat suspension

Seat suspension is constructed of 3/4" thick top quality Baltic Birch plywood that is machined to form an open perimeter of rounded inside edges to reduce strain on the seat suspension. Seats are webbed to provide maximum support for seat cushions. Seat cushions are made of high resiliency foam with proper density providing comfort.

### Seat assembly

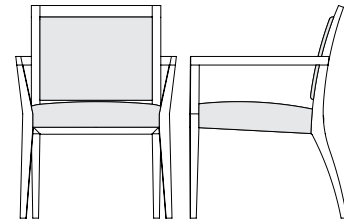
Seat assembly is attached within finger grooved corner blocks and further secured by wood cleats, providing a vast superior means of stability in the chair.

### Envi-ct finish

ENVI-CT (Environmental Coatings Technology) utilizes advanced European finish technology to deliver a high-end furniture coatings with superior performance in appearance and durability, allowing DARRAN to deliver more sustainable products to our customers.

# Quick ship - Cosmo.

Guest Chair  
Cosmo Fully Upholstered Back



[View statement of line](#)

## Product features.

- Frame is constructed of kiln-dried European beech, PEFC Certified sustainable yield, perpetuating premium quality and durability.
- Fully Upholstered Back
- Joints are securely fastened with mortise and tenon joinery as well as corner block construction.
- MAS IAQ Certified
- Open Arms
- Seat cushions are made of high resiliency foam with proper density to give comfort and support
- Seat rails are reinforced with tenon and groove corner blocks and cleats.
- Seat suspension is constructed of 3/4" thick Baltic Birch plywood.
- Sheet webbing
- Upholstered Seat

1 model	COM	COL	1	2	3	4	5	6	7	8	9	10	11/L1	12	13/L2
COS2332FUB39	992	1029	1048	1076	1104	1132	1160	1188	1216	1244	1272	1300	1328	1356	1412
W x D x H 24.5 x 23.75 x 32.5 Arm Height: 24 -3/4" Seat Height: 18" Inside Seat Depth: 19 -1/2" Inside Seat Width: 19"			Upholstery Requirements Fabric yds: 1.5 Leather Sq. Ft.: 27 Carton Weight: 25												

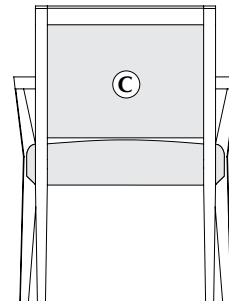
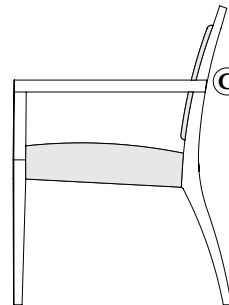
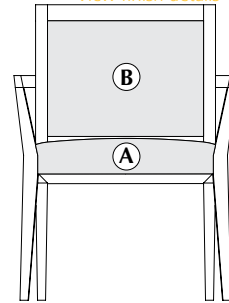
## 2 Select a finish

[View finish details](#)

- WLA Lofty Ash
- WAC Amber Cherry
- WRC Caramel Cherry
- WIC Crimson Cherry
- WEC Ebony
- WHC Honey Cherry
- WOC KoKo Cherry
- WAM Alabaster Maple
- WCM Clear Maple
- WWM Wheat Maple
- WEW Executive Walnut
- WGW Gunstock Walnut
- WBW Henna Walnut
- WSW Smokey Walnut
- WNW Natural Walnut
- WWP Designer White Paint
- SSL Skyline Walnut Paint
- SSM Seattle Mist Paint
- TBCO Baby's Cheek
- TBSW Brown Sugar
- TSTV Studio Teak Walnut
- TOBW Organic Brown
- WBO Blush Oak
- WMO Mocha Oak
- WVO Salted Oak

## 3 Combination Fabrics

[View finish details](#)



**DARRAN is pleased to offer customers the design freedom of combination fabrics. When using fabric, vinyl or leather combinations, pricing/yardage requirements will be as follows:**

- A** Seat 1 yd(s).
- B** Inside Back .25 yd(s).
- C** Outside Back .25 yd(s).

- When combining two materials of the same grade, pricing will be specified grade + 5%
- If combining two materials of different grades or leather/fabric combination, use the highest grade/price + 5%
- If using COM or COL, pricing will be COM or COL + 5%.
- If both COM + COL are used in combination, use COL + 5%.

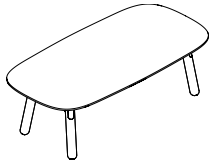
# Roki price list



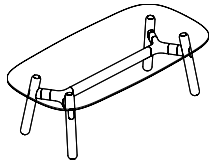
## Roki Table of contents

Statement of Line	
Fabric seat & leather program.....	1
Finishes.....	4
Metal finishes I Specifications.....	5
Cocktail Tables.....	6
Conference Tables.....	8
Pedestals.....	16
Guest Chair .....	18
Stools .....	20


# Roki statement of line



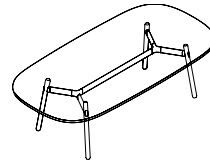
PAGE 6  
Cocktail Table




PAGE 7  
Cocktail Table



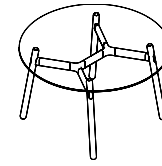
PAGE 8  
Conference Table




PAGE 9  
Conference Table



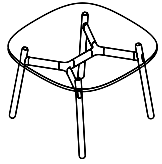
PAGE 10  
Conference Table



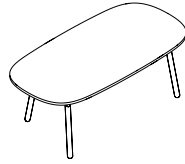
PAGE 11  
Conference Table



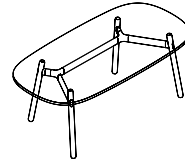
PAGE 12  
Conference Table



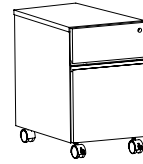
PAGE 13  
Conference Table




PAGE 14  
Desk



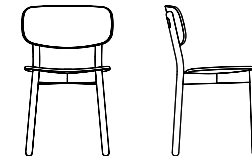
PAGE 15  
Desk



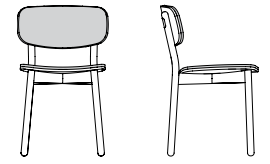
PAGE 16  
Pedestals



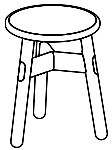
PAGE 17  
Pedestals




PAGE 18  
Chair



PAGE 19  
Chair



PAGE 20  
Stool



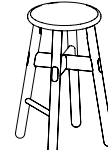
PAGE 21  
Stool



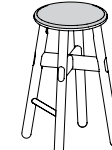
PAGE 22  
Stool



PAGE 23  
Stool



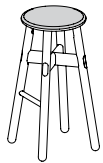
PAGE 24  
Counter Stool



PAGE 25  
Counter Stool



PAGE 26  
Barstool



PAGE 27  
Barstool



## Roki seating fabric & leather program

### Seating & fabric leather program

DARRAN has partnered with some of the most prestigious fabric suppliers of the office furniture industry to bring you quality fabrics that are engaging designs, environmentally friendly and durable for years to come. The majority of fabrics we have graded-in are in heavy supply making it most likely available on our Quickship however, we cannot guarantee stock. If you do not see the fabric you wish to include in a project, please contact our Factory to see if this pattern can be graded in at 800.334.7891.

### Fabrics & Leathers

Please visit our Seating Fabrics page at [darran.com/textilesleather](http://darran.com/textilesleather)

Camira  
www.camirafabrics.com  
800.334.789

Wollsdorf  
www.wollsdorf.com  
336.884.5005

CFStinson  
www.cfstinson.com  
800.841.6279

Green Hides  
www.greenhides.com  
336.315.9720

DesignTex  
www.designtex.com  
800.797.4949

Maharam  
www.maharam.com  
800.645.3943

Momentum Textiles  
www.momentumtextiles.com  
800.366.6839

Ultrafabrics  
www.ultrafabricsinc.com  
800.334.7891

Application instructions must be specified on the purchase order or COM / COL submission form. In the absence of application instructions, DARRAN will apply materials accordingly.

### CAL117

All DARRAN seating products conform to California Technical Bulletin 117 as a minimum standard.

### CAL133

To meet the California Technical Bulletin 133 flammability regulation, a combination of proper materials must be used to pass, as it tests the fire resistance of a finished product. Flame resistant fabric, a fire blocker material and special foam must be used to pass CAL133 fire codes.

Testing is available for all seating products with the following fees and considerations:

- If laboratory certification is not required, any style can be manufactured to comply with California Technical Bulletin 133 for \$75 list per yard required. (Customer's Own Materials must factor in additional yardage requirements based on repeat.)
- The purchase order must clearly indicate the requirement of California Technical Bulletin 133
- If laboratory California Technical Bulletin 133 certification is required, the cost of testing a chair is \$820 NET, plus the cost of the chair and covering material.
- An additional lead time of 4 to 6 weeks is required for testing for CAL133.
- Once testing is completed, we will provide a certification letter specific to the sample tested for CAL133.
- DARRAN's manufacturing procedures for California TB 133 compliance are based on the testing of representative style with specific fabrics. Please contact Customer Service for an updated list of tested models.
- A copy of test certification is available upon request.

## Roki seating fabric & leather program

### Combination fabrics

DARRAN is pleased to offer customers the design freedom of combination fabrics. When using fabric, vinyl or leather combinations, pricing will be as follows:

- When combining two materials of the same grade, pricing will be specified grade + 5%.
- If combining two materials of different grades or leather/ fabric combination, use the highest grade/price + 5%.
- If using COM or COL, pricing will be COM or COL + 5%. If both COM + COL are used in combination, use COL + 5%

### COM/COL ordering instructions

Please complete the COM Submission Form prior to ordering the fabric from the supplier. All COM fabrics must be approved prior to order submission. Please refer to our website or contact DARRAN Seating Customer Service for an updated list of preapproved COM fabrics. Application instructions must be specified on the purchase order or COM/COL submission form. In the absence of application instructions, DARRAN will apply materials in the best manner and cannot be held responsible for tailoring or application objections after upholstering. COM orders will be scheduled for production after receipt of the material. Packages must be clearly marked and the fabric must be first quality, continuous yardage.

### COM/COL yardage requirements

The yardage requirements stated in this price list for each style are calculated using 54" wide, non-directional fabrics. For fabrics with a different width or for patterns with repeats, please refer to the below chart to calculate the additional percent of fabric required:

Fabric Width	Plain Fabric	2" - 14" Repeat	15" - 19" Repeat	20" - 27" Repeat	28" - 36" Repeat
54"	0	15%	20%	25%	30%
53"	6%	19%	24%	28%	36%
52"	13%	23%	28%	33%	38%
51"	19%	26%	31%	36%	41%
50"	25%	30%	35%	40%	45%
49"	30%	35%	40%	45%	50%
48"	35%	40%	45%	50%	55%
47"	45%	50%	55%	58%	65%

## Roki seating fabric & leather program

NOTE: Prior To Completion Of This Form, Please Refer To Our Graded In Materials Program For Preapproved Fabrics/Leathers.

### COM/COL Approval

DARRAN Furniture Industries  
 2402 Shore Street, High Point, NC 27263  
 ATTN: Seating Division / COM/COL Approval  
 TAG: DARRAN Purchase Order Number

### Shipping approved COM/COL materials

DARRAN Furniture Industries  
 2402 Shore Street, High Point, NC 27263  
 ATTN: Seating Division / COM/COL Approval  
 TAG: DARRAN Purchase Order Number

Please complete this form, attach a 6" x 6" sample and mail to the COM/COL APPROVAL address shown above.  
 This form can also be downloaded from our website at [www.darran.com/leathers](http://www.darran.com/leathers) OR [www.darran.com/fabrics](http://www.darran.com/fabrics)

Purchase Order # \_\_\_\_\_  
 Dealer's Name \_\_\_\_\_  
 Contact \_\_\_\_\_  
 Address \_\_\_\_\_  
 Telephone \_\_\_\_\_  
 Email \_\_\_\_\_  
 Chair Style \_\_\_\_\_  
 Manufacturer \_\_\_\_\_  
 Pattern Name \_\_\_\_\_  
 Pattern Color \_\_\_\_\_  
 Content \_\_\_\_\_  
 Repeat \_\_\_\_\_

Please specify any special requirements and check the application above.

\_\_\_\_\_  
 \_\_\_\_\_  
 \_\_\_\_\_

ATTACH 6" X 6" FABRIC/LEATHER SAMPLE HERE


**NOTE**

Actual Fabric/Leather samples needed instead of digital images. If digital images are sent in lieu of samples, DARRAN will only verify the pattern and will not take responsibility for color variances that cannot be verified due to printing restrictions

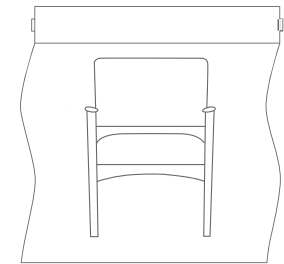
In the absence of application instructions, DARRAN will apply the material in the best manner and cannot be held responsible for tailoring or application objections after upholstering.

Unless otherwise instructed on the purchase order, excess COM materials will be recycled at the discretion of DARRAN after six months of the original product ship date.

The COM approval solely pertains to the application of the fabric onto the specified DARRAN seating product. DARRAN's approval or acceptance does not constitute any responsibility or warranty to the overall appearance, durability, flammability, defects, dye lot variations or colorfastness of the COM. It is the customer's responsibility to ensure the COM meets CAL 117 compliance and are first quality continuous goods.



**RAILROAD**



**SETUP**

## Roki finishes | specifications

STANDARD VENEER	PREMIUM VENEER	HIGH PRESSURE LAMINATE	THERMALLY FUSED LAMINATE
WLA Lofty Ash.....	N/A.....	N/A.....	N/A
WEC Ebony on Ash.....	N/A.....	GEC Ebony.....	MEC Ebony
WAM Alabaster Maple on Ash.....	N/A.....	GAM Alabaster Maple.....	N/A
WOW Clear Walnut on Walnut.....	N/A.....	N/A.....	N/A
WEW Executive Walnut.....	N/A.....	GEW Executive Walnut.....	N/A
WGW Gunstock Walnut.....	N/A.....	N/A.....	MGW Gunstock Walnut
WBW Henna Walnut.....	N/A.....	N/A.....	N/A
WSW Smokey Walnut.....	N/A.....	N/A.....	N/A
WNW Natural Walnut.....	N/A.....	GNW Natural Walnut.....	N/A
WWP Designer White Paint on Ash.....	N/A.....	N/A.....	N/A
WSO Salted Oak on Ash.....	N/A.....	N/A.....	N/A
N/A.....	N/A.....	GWL Designer White.....	MWL Designer White

\*All veneer finishes are standard in a matte 5% sheen. HPL TOPS ON TFL PRODUCTS Add 10% - Available with flat edge only  
Send 3x3 or larger finish chip for color match. Custom finish upcharge is 3% or \$250 Net (whichever is greater).

### Finish

ENVI-CT Green Certified European Technology Coatings Finish.

## Veneer and HPL tops

Veneer tops and high-pressure laminate tops feature a 45-pound density substrate with balanced 3-ply construction. Tops are 1-1/2" thick. DARRAN only uses HPVA A Grade Flat Cut Cherry, Maple, and Walnut Veneers and A Grade Quartered Oak and Ash Veneers. Cherry and Walnut veneers are book-matched. Oak, Maple, and Ash Veneers are slip-matched. Veneer tops feature a 3mm external solid hardwood band, HPL tops features a 2mm flat PVC band or a 1mm laminate self-edge.

## Table construction

Table bases are constructed from 1" thick solid Oak or Walnut. Parts are securely fastened together using rails that are bored and joined with wood fasteners. Legs are pre-board to accept a tee nut for the adjustable glide.

## Adjustable glides

Glides provide 1" of vertical leveling adjustment. Glide bottom is smooth nylon material.

## Roki metal finishes | specifications

### Bright ideas

Metal accents are standard in white. Optional colors enhance the modern look and can match interior or corporate colors.

Premium Metal Finish: Priced per unit on product page.



MFW  
White  
(Standard)



MFMB  
Matte Black  
(Premium)



MFGG  
Graphite Gray  
(Premium)



MFS  
Silver  
(Premium)



MFG  
Gray  
(Premium)



MFSA  
Surfin Aqua vert  
(Premium)



MFOS  
Oyster  
(Premium)



MFPS  
Pistachio  
(Premium)



MFNA  
Navy  
(Premium)



MFSS  
Salmon Sienna  
(Premium)



MFOL  
Olive  
(Premium)



MFGB  
Grey Beige  
(Premium)

### Premium plus metal

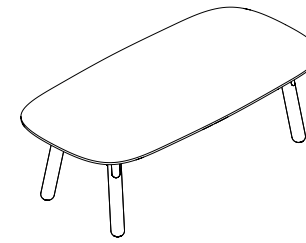
Premium Plus Metal Finish: Priced per unit on product page.



MFC  
Copper  
(Premium Plus)

# Roki.

Cocktail Table  
Cocktail Table - Wood Top



1 Select a model		Standard Veneer Top Solid Wood Base		Premium Veneer Top Solid Wood Base	High Pressure Laminate Top Solid Wood Base		Thermally Fused Laminate Top Solid Wood Base		
w" x d" x h"	weight								
48 x 24 x 18	60	ROK4824RE111W	2447	"P" Option N/A	ROK4824RE111G	2267	ROK4824RE111M	2012	
2 Select a finish		Top finishes		Top finishes		Top finishes		Top finishes	
<i>View finish details</i>		WLA		GEC		MEC		WLA	
Metal finish		WEC		GAM		MGW		WEC	
MFW White (Standard).		WAM		GEW		MWL		WAM	
Optional metal finishes		WOW		GNW				WOW + 15%	
are available, see		WEW		GWL				WGW + 15%	
options.		WGW						WNW + 15%	
		WBW						WWP	
		WSW							
		WNW							
		WWP							
3 Select a edge		Wood legs		Wood legs		Wood legs		Wood legs	
<i>View edge details</i>		WLA		WLA		WLA		WLA	
		WEC		WEC		WEC		WEC	
		WAM		WAM		WAM		WAM	
		WOW + 15%		WOW + 15%		WOW + 15%		WOW + 15%	
		WEW + 15%		WEW + 15%		WEW + 15%		WGW + 15%	
		WGW + 15%		WNW + 15%		WNW + 15%		WWP	
		WBW + 15%		WWP		WWP			
		WSW + 15%							
		WNW + 15%							
		WWP							
4 Select hardware		Hardware		Hardware		Hardware		Hardware	
<i>View hardware details</i>		N/A		N/A		N/A		N/A	

[View statement of line](#)

## Product features.

- 1" Thick top
- ENVI-CT Finish on wood tops
- Metal in standard MFW White
- Solid Ash (standard), optional Solid Walnut legs
- Radius corners
- 1" Adjustable glides
- Ships assembled

### NOTES

- All veneer finishes are 5% matte sheen

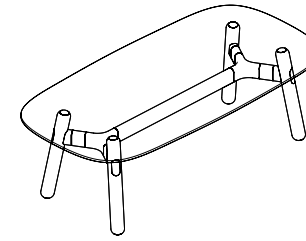
## Options.

### PREMIUM METAL FINISHES

- Specify Rail and End Cap Metal Finish Color. MFMB: Matte Black, MFS: Silver, MFSS: Salmon Sienna, MFSA: Surfin Aquavert, MFPS: Pistachio, MFOS: Oyster, MFNA: Navy, MFOL: Olive, MFGB: Grey Beige MFGG: Graphite Gray, MFG: Gray - \$400
- MFC: Copper metal finish upcharge - \$625

# Roki.

Cocktail Table  
Cocktail Table - Glass Top



1 Select a model		View statement of line	
w" x d" x h"	weight		
48 x 24 x 18	60	Glass Top Solid Wood Base	ROK4824RE111S 2064
2 Select a finish		Wood legs	
<i>View finish details</i>		WLA	
Metal finish		WEC	
MFW White (Standard).		WAM	
Optional metal finishes		WOW + 15%	
are available, see		WEW + 15%	
options.		WGW + 15%	
		WBW + 15%	
		WSW + 15%	
		WNW + 15%	
		WWP	
3 Select a edge		Flat	
<i>View edge details</i>			
4 Select hardware		Hardware	
<i>View hardware details</i>		N/A	

## Product features.

- 1/2" Thick clear glass top with flat polished edges
- Metal in standard MFW White
- Solid Ash (standard), optional Solid Walnut legs
- Radius corners
- 1" Adjustable glides
- Ships KD

### NOTES

- All veneer finishes are 5% matte sheen


## Options.

### PREMIUM METAL FINISHES

- Specify Rail and End Cap Metal Finish Color. MFMB: Matte Black, MFS: Silver, MFSS: Salmon Sienna, MFSA: Surfin Aquavert, MFPS: Pistachio, MFOS: Oyster, MFNA: Navy, MFOL: Olive, MFGB: Grey Beige MFGG: Graphite Gray, MFG: Gray - \$400
- MFC: Copper metal finish upcharge - \$625

# Roki.

Conference Table  
Rectangle - Wood Top



1 Select a model w" x d" x h"	weight	Standard Veneer Top Solid Wood Base		Premium Veneer Top Solid Wood Base		High Pressure Laminate Top Solid Wood Base		Thermally Fused Laminate Top Solid Wood Base	
		<b>Conference Height</b> 72 x 36 x 29 84 x 42 x 29 96 x 48 x 29 <b>Counter Height</b> 72 x 36 x 36 <b>Bar Height</b> 72 x 36 x 42		135 ROK7236RE121W 3364 160 ROK8442RE121W 3791 195 ROK9648RE121W 4165	"P" Option N/A "P" Option N/A "P" Option N/A	ROK7236RE121G 3364 ROK8442RE121G 3791 ROK9648RE121G 4165	ROK7236RE121M 2839 ROK8442RE121M 3110 ROK9648RE121M 3349	ROK7236RE131G 3624 ROK7236RE141G 3796	ROK7236RE131M 3052 ROK7236RE141M 3177
2 Select a finish <i>View finish details</i>		Top finishes	Wood legs	Top finishes	Wood legs	Top finishes	Wood legs		
		WLA WEC WAM Metal finish MFW White (Standard). Optional metal finishes are available, see options.	WLA WEC WAM WOW + 15% WEW + 15% WGW + 15% WBW + 15% WSW + 15% WNW + 15% WWP	GEC GAM GEW GNW GWL	WLA WEC WAM WOW + 15% WEW + 15% WNW + 15% WWP	MEC MGW MWL	WLA WEC WAM WOW + 15% WGW + 15% WWP		
3 Select an edge <i>View edge details</i>		Flat		Flat		Flat			
4 Select hardware <i>View hardware details</i>		Hardware N/A		Hardware N/A		Hardware N/A			

[View statement of line](#)

## Product features.

- 1" Thick top
- ENVI-CT Finish on wood tops
- Metal in standard MFW White
- Solid Ash (standard), optional Solid Walnut legs
- Radius corners
- 1" Adjustable glides
- Ships KD

### NOTES

- All veneer finishes are 5% matte sheen

## Options.

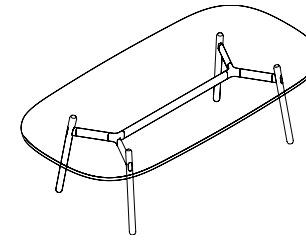
### PREMIUM METAL FINISHES

- Specify Rail and End Cap Metal Finish Color. MFMB: Matte Black, MFS: Silver, MFSS: Salmon Sienna, MFSA: Surfin Aquavert, MFPS: Pistachio, MFOS: Oyster, MFNA: Navy, MFOL: Olive, MFGB: Grey Beige MFGG: Graphite Gray, MFG: Gray - \$400
- MFC: Copper metal finish upcharge - \$625



# Roki.

Conference Table  
Rectangle - Glass Top




1 Select a model		weight	Glass Top	View statement of line	
w" x d" x h"			Solid Wood Base		
72 x 36 x 29		135	ROK7236RE121S 3323		
84 x 42 x 29		160	ROK8442RE121S 3598		

2 Select a finish		Wood legs
<i>View finish details</i>		WLA
		WEC
		WAM
<b>Metal finish</b>		WOW + 15%
MFW White (Standard).		WEW + 15%
Optional metal finishes		WGW + 15%
are available, see		WBW + 15%
options.		WSW + 15%
		WNW + 15%
		WWP

3 Select a edge		Flat
<i>View edge details</i>		

4 Select hardware		Hardware
<i>View hardware details</i>		N/A

## Product features.

- 1/2" Thick clear glass top with flat polished edges
- Metal in standard MFW White
- Solid Ash (standard), optional Solid Walnut legs
- Radius corners
- 1" Adjustable glides
- Ships KD

### NOTES

- All veneer finishes are 5% matte sheen


## Options.




### PREMIUM METAL FINISHES

- Specify Rail and End Cap Metal Finish Color. MFMB: Matte Black, MFS: Silver, MFSS: Salmon Sienna, MFSA: Surfin Aquavert, MFPS: Pistachio, MFOS: Oyster, MFNA: Navy, MFOL: Olive, MFGB: Grey Beige MFGG: Graphite Gray, MFG: Gray - \$400
- MFC: Copper metal finish upcharge - \$625

# Roki.

## Conference Table Round - Wood Top



1 Select a model w" x d" x h"	weight	Standard Veneer Top Solid Wood Base		Premium Veneer Top Solid Wood Base		High Pressure Laminate Top Solid Wood Base		Thermally Fused Laminate Top Solid Wood Base	
		<b>Conference Height</b> 48 DIA x 29 54 DIA x 29 <b>Counter Height</b> 48 DIA x 36 54 DIA x 36 <b>Bar Height</b> 48 DIA x 42 54 DIA x 42		105 ROK4848RD121W 2985 105 ROK5454RD121W 3245 110 ROK4848RD131W 3125 110 ROK5454RD131W 3385 115 ROK4848RD141W 3177 115 ROK5454RD141W 3437	"P" Option N/A "P" Option N/A "P" Option N/A "P" Option N/A "P" Option N/A "P" Option N/A	ROK4848RD121G 2985 ROK5454RD121G 3245 ROK4848RD131G 3125 ROK5454RD131G 3385 ROK4848RD141G 3177 ROK5454RD141G 3437	ROK4848RD121M 2517 ROK5454RD121M 2673 ROK4848RD131M 2657 ROK5454RD131M 2813 ROK4848RD141M 2709 ROK5454RD141M 2865		
2 Select a finish <i>View finish details</i>		Top finishes WLA WEC WAM Metal finish MFW White (Standard). Optional metal finishes are available, see options. WOV WEW WGW WBW WSW WNW WWP	Wood legs WLA WEC WAM WOW + 15% WEW + 15% WGW + 15% WBW + 15% WSW + 15% WNW + 15% WWP			Top finishes GEC GAM GEW GNW GWL	Wood legs WLA WEC WAM WOW + 15% WEW + 15% WNW + 15% WWP		
3 Select an edge <i>View edge details</i>		 Flat				 Flat		 Flat	
4 Select hardware <i>View hardware details</i>		Hardware N/A				Hardware N/A		Hardware N/A	

[View statement of line](#)

### Product features.

- 1" Thick top
- ENVI-CT Finish on wood tops
- Metal in standard MFW White
- Solid Ash (standard), optional Solid Walnut legs
- 1" Adjustable glides
- Ships KD

### NOTES

- All veneer finishes are 5% matte sheen

### Options.


#### PREMIUM METAL FINISHES




- Specify Rail and End Cap Metal Finish Color. MFMB: Matte Black, MFS: Silver, MFSS: Salmon Sienna, MFSA: Surfin Aquavert, MFPS: Pistachio, MFOS: Oyster, MFNA: Navy, MFOL: Olive, MFGB: Grey Beige MFGG: Graphite Gray, MFG: Gray - \$400
- MFC: Copper metal finish upcharge - \$625



# Roki.

Conference Table  
Square - Wood Top



1 Select a model w" x d" x h"	weight	Standard Veneer Top Solid Wood Base		Premium Veneer Top Solid Wood Base		High Pressure Laminate Top Solid Wood Base		Thermally Fused Laminate Top Solid Wood Base	
		<b>Conference Height</b> 48 x 48 x 29 54 x 54 x 29 <b>Counter Height</b> 48 x 48 x 36 54 x 54 x 36 <b>Bar Height</b> 48 x 48 x 42 54 x 54 x 42		105 ROK4848SQ121W 2985 105 ROK5454SQ121W 3245 110 ROK4848SQ131W 3125 110 ROK5454SQ131W 3385 115 ROK4848SQ141W 3177 115 ROK5454SQ141W 3437	"P" Option N/A "P" Option N/A "P" Option N/A "P" Option N/A "P" Option N/A "P" Option N/A	ROK4848SQ121G 2985 ROK5454SQ121G 3245 ROK4848SQ131G 3125 ROK5454SQ131G 3385 ROK4848SQ141G 3177 ROK5454SQ141G 3437	ROK4848SQ121M 2517 ROK5454SQ121M 2673 ROK4848SQ131M 2657 ROK5454SQ131M 2813 ROK4848SQ141M 2709 ROK5454SQ141M 2865		
2 Select a finish <i>View finish details</i>		Top finishes WLA WEC WAM Metal finish WOW MFW White (Standard). WEW Optional metal finishes are available, see options. WGW WBW WSW WNW WWP	Wood legs WLA WEC WAM WOW + 15% WEW + 15% WGW + 15% WBW + 15% WSW + 15% WNW + 15% WWP			Top finishes GEC GAM GEW GNW GWL	Wood legs WLA WEC WAM WOW + 15% WEW + 15% WNW + 15% WWP		
3 Select an edge <i>View edge details</i>		 Flat				 Flat		 Flat	
4 Select hardware <i>View hardware details</i>		Hardware N/A				Hardware N/A		Hardware N/A	

[View statement of line](#)

## Product features.

- 1" Thick top
- ENVI-CT Finish on wood tops
- Metal in standard MFW White
- Solid Ash (standard), optional Solid Walnut legs
- Radius corners
- 1" Adjustable glides
- Ships KD

### NOTES

- All veneer finishes are 5% matte sheen

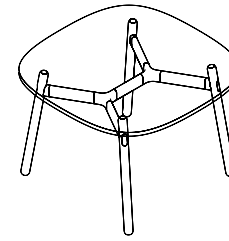
## Options.

### PREMIUM METAL FINISHES

- Specify Rail and End Cap Metal Finish Color. MFMB: Matte Black, MFS: Silver, MFSS: Salmon Sienna, MFSA: Surfin Aquavert, MFPS: Pistachio, MFOS: Oyster, MFNA: Navy, MFOL: Olive, MFGB: Grey Beige MFGG: Graphite Gray, MFG: Gray - \$400
- MFC: Copper metal finish upcharge - \$625

# Roki.

Conference Table  
Square - Glass Top




1 Select a model		weight	Glass Top	View statement of line	
w" x d" x h"			Solid Wood Base		
48 x 48 x 29		105	ROK4848SQ121S2928		
54 x 54 x 29		105	ROK5454SQ121S3188		

2 Select a finish		Wood legs
View finish details		WLA
		WEC
		WAM
Metal finish		WOW + 15%
MFW White (Standard).		WEW + 15%
Optional metal finishes		WGW + 15%
are available, see		WBW + 15%
options.		WSW + 15%
		WNW + 15%
		WWP

3 Select a edge		Flat
View edge details		

4 Select hardware		Hardware
View hardware details		N/A

## Product features.

- 1/2" Thick clear glass top with flat polished edges
- Metal in standard MFW White
- Solid Ash (standard), optional Solid Walnut legs
- Radius corners
- 1" Adjustable glides
- Ships KD

### NOTES

- All veneer finishes are 5% matte sheen

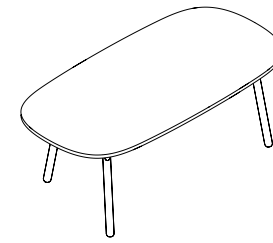
## Options.

### PREMIUM METAL FINISHES

- Specify Rail and End Cap Metal Finish Color. MFMB: Matte Black, MFS: Silver, MFSS: Salmon Sienna, MFSA: Surfin Aquavert, MFPS: Pistachio, MFOS: Oyster, MFNA: Navy, MFOL: Olive, MFGB: Grey Beige MFGG: Graphite Gray, MFG: Gray - \$400
- MFC: Copper metal finish upcharge - \$625

# Roki.

Desk  
Table Desk- Wood Top



1 Select a model w" x d" x h"	weight	Standard Veneer Top Solid Wood Base		Premium Veneer Top Solid Wood Base		High Pressure Laminate Top Solid Wood Base		Thermally Fused Laminate Top Solid Wood Base	
		72 x 36 x 29	135	ROK7236DS048W	3375	"P" Option N/A	ROK7236DS048G	3375	ROK7236DS048M
2 Select a finish View finish details		Top finishes		Wood legs		Top finishes		Wood legs	
Metal finish MFW White (Standard). Optional metal finishes are available, see options.		WLA	WLA	WLA	WLA	GEC	WLA	MEC	WLA
		WEC	WEC	WEC	WEC	GAM	WEC	MGW	WEC
		WAM	WAM	WAM	WAM	GEW	WAM	MWL	WAM
		WOW	WOW + 15%	WOW + 15%	WOW + 15%	GNW	WOW + 15%		WOW + 15%
		WEW	WEW + 15%	WEW + 15%	WEW + 15%	GWL	WEW + 15%		WGW + 15%
		WGW	WGW + 15%	WGW + 15%	WGW + 15%		WNW + 15%		WWP
		WBW	WBW + 15%	WBW + 15%	WBW + 15%		WWP		
		WSW	WSW + 15%	WSW + 15%	WSW + 15%				
		WNW	WNW + 15%	WNW + 15%	WNW + 15%				
		WWP	WWP	WWP	WWP				
3 Select an edge View edge details		Flat		Flat		Flat		Flat	
4 Select hardware View hardware details		Hardware N/A		Hardware N/A		Hardware N/A		Hardware N/A	

[View statement of line](#)

## Product features.

- 1" Thick top
- ENVI-CT Finish on wood tops
- Metal in standard MFW White
- Solid Ash (standard), optional Solid Walnut legs
- Radius corners
- 1" Adjustable glides
- Ships KD

### NOTES

- All veneer finishes are 5% matte sheen

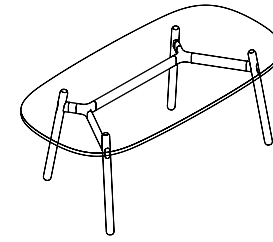
## Options.

### PREMIUM METAL FINISHES

- Specify Rail and End Cap Metal Finish Color. MFMB: Matte Black, MFS: Silver, MFSS: Salmon Sienna, MFSA: Surfin Aquavert, MFPS: Pistachio, MFOS: Oyster, MFNA: Navy, MFOL: Olive, MFGB: Grey Beige MFGG: Graphite Gray, MFG: Gray - \$400
- MFC: Copper metal finish upcharge - \$625

# Roki.

Desk  
Table Desk - Glass Top




1 Select a model		weight	View statement of line	
w" x d" x h"	Glass Top Solid Wood Base			
72 x 36 x 29	135 ROK7236DS048S3333			

2 Select a finish		Wood legs
<i>View finish details</i>	WLA	
	WEC	
	WAM	
Metal finish	WOW + 15%	
MFW White (Standard).	WEW + 15%	
Optional metal finishes	WGW + 15%	
are available, see	WBW + 15%	
options.	WSW + 15%	
	WNW + 15%	
	WWP	

3 Select a edge		Flat
<i>View edge details</i>		

4 Select hardware		Hardware
<i>View hardware details</i>	N/A	

## Product features.

- 1/2" Thick clear glass top with flat polished edges
- Metal in standard MFW White
- Solid Ash (standard), optional Solid Walnut legs
- Radius corners
- 1" Adjustable glides
- Ships KD

### NOTES

- All veneer finishes are 5% matte sheen

## Options.

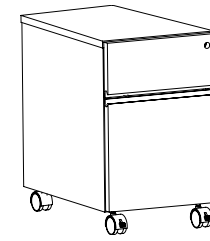
### PREMIUM METAL FINISHES

- Specify Rail and End Cap Metal Finish Color. MFMB: Matte Black, MFS: Silver, MFSS: Salmon Sienna, MFSA: Surfin Aquavert, MFPS: Pistachio, MFOS: Oyster, MFNA: Navy, MFOL: Olive, MFGB: Grey Beige MFGG: Graphite Gray, MFG: Gray - \$400
- MFC: Copper metal finish upcharge - \$625

# Roki.

## Pedestals

### Open Plan Mobile Desk Pedestal With Casters



1 Select a model w" x d" x h"	weight	Standard Veneer Top		Premium Veneer Top	High Pressure Laminate Top	Thermally fused laminate top	
		16 x 18 x 22	55	ROK1618PD423W	1144	"P" Option N/A	"G" Option N/A

2 Select a finish <i>View finish details</i>	Standard Veneer Top		Premium Veneer Top	High Pressure Laminate Top	Thermally fused laminate top	
		WLA WEC WAM WOW WEW WGW WBW WSW WNW WWP				MEC MGW MWL

3 Select a edge <i>View edge details</i>	Standard Veneer Top		Premium Veneer Top	High Pressure Laminate Top	Thermally fused laminate top	
		Edge N/A				Edge N/A

4 Select hardware <i>View hardware details</i>	Standard Veneer Top		Premium Veneer Top	High Pressure Laminate Top	Thermally fused laminate top	

*View statement of line*

## Product features.

- Anti-tilt safety feature
- Finished all sides and top - open plan
- Full extension drawers - locking
- 3" Hollow wheel caster

### NOTES

- All veneer finishes are 5% matte sheen

## Options.

### CUSHION

- BC16: Bench Cushion
- Specify fabric grade (.5 yd. required)

## BC16 Cushion fabric grades.


COM	COL	1	2	3
224	243	261	279	297
4	5	6	7	8
315	333	351	369	387
9	10	11/L1	12	13/L2
405	423	441	459	495



# Roki.

## Pedestals

### Open Plan Mini Mobile Desk Pedestal With Casters



1 Select a model w" x d" x h"	weight	Standard Veneer Top	Premium Veneer Top	High Pressure Laminate Top	Thermally fused laminate top
10 x 18 x 22	40	ROK1018PD423W 1087	"P" Option N/A	"G" Option N/A	ROK1018PD423M 931

2 Select a finish <i>View finish details</i>	3 Select a edge <i>View edge details</i>	4 Select hardware <i>View hardware details</i>
WLA WEC WAM WOW WEW WGW WBW WSW WNW WWP	Edge N/A	

View statement of line
MEC MGW MWL  Edge N/A  

## Product features.

- Anti-tilt safety feature
- Finished all sides and top - open plan
- Full extension drawers - locking
- 3" Hollow wheel caster

### NOTES

- All veneer finishes are 5% matte sheen

## Options.

### CUSHION

- BC16: Bench Cushion
- Specify fabric grade (.5 yd. required)

### MATTE FINISH

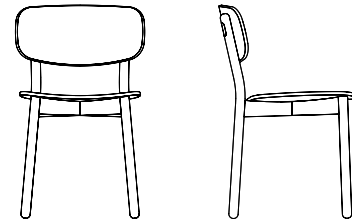
- LST: Modify standard 40 finish sheen to 5 matte sheen - n/c

## BC10 Cushion fabric grades.

COM	COL	1	2	3
203	222	240	258	276
4	5	6	7	8
294	312	330	348	366
9	10	11/L1	12	13/L2
384	402	420	438	474

# Roki.

Chair  
Guest Chair



[View statement of line](#)

## Product features.

- 1" Adjustable felt glides for hard surface flooring
- White metal leg caps standard
- Solid Ash (standard), optional Solid Walnut
- Molded Plywood seat and back in Ash Veneer (standard, optional Walnut)
- Ships assembled

### NOTES

- All veneer finishes are 5% matte sheen

## Options.

### PREMIUM METAL FINISHES

- Specify Leg Cap Metal Finish Color. MFMB: Matte Black, MFS: Silver, MFSS: Salmon Sienna, MFSA: Surfing Aquavert, MFPS: Pistachio, MFOS: Oyster, MFNA: Navy, MFOL: Olive, MFGB: Grey Beige MFGG: Graphite Gray, MFG: Gray - \$55
- MFC: Copper metal finish upcharge - \$260

### GLIDE OPTIONS

- PGC: Adjustable plastic glides for carpeted floors - n/c

1 model	COM	COL	1	2	3	4	5	6	7	8	9	10	11/L1	12	13/L2
ROK1931OPC09	1643	N/A													
W x D x H 18 x 19 x 31 Arm Height: N/A Seat Height: 17.5" Inside Seat Depth: 15.5" Inside Seat Width: 17"			Upholstery Requirements Fabric yds: Leather Sq. Ft.: Carton Weight: 25												

## 2 Select a finish

[View finish details](#)

- WLA Lofty Ash on Ash
- WEC Ebony on Ash
- WAM Alabaster Maple on Ash
- WOW Clear Walnut on Walnut
- WEW Executive Walnut on Walnut
- WGW Gunstock Walnut on Walnut
- WBW Henna Walnut on Walnut
- WSW Smokey Walnut on Walnut
- WNW Natural Walnut on Walnut
- WSO Salted Oak on Ash
- WWP Designer White Paint

**Metal finish**  
MFW White (Standard). Optional metal finishes are available, see options.

## 3 Combination Fabrics

[View finish details](#)

Combination  
Fabric Option  
Not Available

# Roki.

Chair  
Upholstered Guest Chair

1 model	COM	COL	1	2	3	4	5	6	7	8	9	10	11/L1	12	13/L2
ROK1931HUB09	1751	1751	1788	1806	1824	1842	1860	1878	1896	1914	1932	1950	1968	1986	2022
W x D x H 18 x 20 x 31			Upholstery Requirements												
Arm Height: N/A			Fabric yds: 1 yd Leather Sq. Ft.: 18 sqft												
Seat Height: 17.75"			Carton Weight: 25												
Inside Seat Depth: 15.5"															
Inside Seat Width: 17"															

## 2 Select a finish

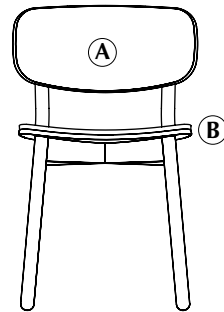
[View finish details](#)

- WLA Lofty Ash
- WEC Ebony
- WAM Alabaster Maple
- WOW Clear Walnut on Walnut
- WEW Executive Walnut on Walnut
- WGW Gunstock Walnut on Walnut
- WBW Henna Walnut on Walnut
- WSW Smokey Walnut on Walnut
- WNW Natural Walnut on Walnut
- WSO Salted Oak on Ash
- WWP Designer White Paint on Ash

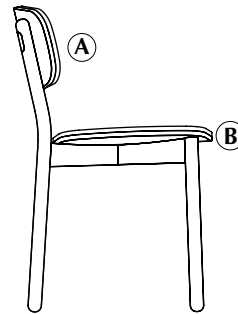
**Metal finish**  
MFW White (Standard). Optional metal finishes are available, see options.

## 3 Combination Fabrics


[View finish details](#)



Front View



Side View



[View statement of line](#)

## Product features.

- 1" Adjustable felt glides for hard surface flooring
- White metal leg caps standard
- Solid Ash (standard), optional Solid Walnut
- Molded Plywood seat and back in Ash Veneer (standard, optional Walnut)
- 5/8" thick upholstered seat and backrest cushions
- Ships assembled

### NOTES

- All veneer finishes are 5% matte sheen

## Options.

### PREMIUM METAL FINISHES


- Specify Leg Cap Metal Finish Color. MFMB: Matte Black, MFS: Silver, MFSS: Salmon Sienna, MFSA: Surfin Aquavert, MFPS: Pistachio, MFOS: Oyster, MFNA: Navy, MFOL: Olive, MFGB: Grey Beige MFGG: Graphite Gray, MFG: Gray - \$55
- MFC: Copper metal finish upcharge - \$260

### GLIDE OPTIONS

- PGC: Adjustable plastic glides for carpeted floors - n/c

# Roki.

Stool  
Three Legged Guest Height Stool



[View statement of line](#)

## Product features.

- 1" Contoured Ash (standard) or Walnut seat
- Solid Ash (standard), optional Solid Walnut
- 1" Adjustable felt glides for hard surface flooring
- Metal in standard MFW White
- Ships assembled

### NOTES

- All veneer finishes are 5% matte sheen

## Options.

### PREMIUM METAL FINISHES

- Specify Leg Cap Metal Finish Color. MFMB: Matte Black, MFS: Silver, MFSS: Salmon Sienna, MFSA: Surfin Aquavert, MFPS: Pistachio, MFOS: Oyster, MFNA: Navy, MFOL: Olive, MFGB: Grey Beige MFGG: Graphite Gray, MFG: Gray - \$55

### GLIDE OPTIONS

- PGC: Adjustable plastic glides for carpeted floors - n/c

1 model	COM	COL	1	2	3	4	5	6	7	8	9	10	11/L1	12	13/L2
ROK1518SHS10	1125	N/A													
W x D x H 15 x 15 x 18															
Arm Height: N/A															
Seat Height: 18"															
Inside Seat Depth: 14"															
Inside Seat Width: 14"															

Upholstery Requirements  
Fabric yds: Leather Sq. Ft.:  
Carton Weight:

## 2 Select a finish

[View finish details](#)

- WLA Lofty Ash
- WEC Ebony
- WAM Alabaster Maple
- WOW Clear Walnut on Walnut
- WEW Executive Walnut on Walnut
- WGW Gunstock Walnut on Walnut
- WBW Henna Walnut on Walnut
- WSW Smokey Walnut on Walnut
- WNW Natural Walnut on Walnut
- WSO Salted Oak on Ash
- WWP Designer White Paint on Ash

**Metal finish**  
MFW White (Standard). Optional metal finishes are available, see options.


## 3 Combination Fabrics

[View finish details](#)

Combination  
Fabric Option  
Not Available

# Roki.

Stool  
*Three Legged Upholstered Guest Height Stool*



[View statement of line](#)

## Product features.

- 5/8" thick upholstered seat cushion
- 1" Adjustable felt glides for hard surface flooring
- Metal in standard MFW White
- Solid Ash (standard), optional Solid Walnut
- Ships assembled

### NOTES

- All veneer finishes are 5% matte sheen

## Options.

### PREMIUM METAL FINISHES

- Specify Leg Cap Metal Finish Color. MFMB: Matte Black, MFS: Silver, MFSS: Salmon Sienna, MFSA: Surfin Aquavert, MFPS: Pistachio, MFOS: Oyster, MFNA: Navy, MFOL: Olive, MFGB: Grey Beige MFGG: Graphite Gray, MFG: Gray - \$55

### GLIDE OPTIONS

- PGC: Adjustable plastic glides for carpeted floors - n/c

1 model	COM	COL	1	2	3	4	5	6	7	8	9	10	11/L1	12	13/L2
ROK1518SHS11	1355	1355	1374	1384	1394	1404	1414	1424	1434	1444	1454	1464	1474	1484	1504
W x D x H 15 x 15 x 17			Upholstery Requirements												
Arm Height: N/A			Fabric yds: 0.5 yds Leather Sq. Ft.: 9 sqft												
Seat Height: 18"			Carton Weight:												
Inside Seat Depth: 14"															
Inside Seat Width: 14"															

## 2 Select a finish

[View finish details](#)

- WLA Lofty Ash
- WEC Ebony
- WAM Alabaster Maple
- WOW Clear Walnut on Walnut
- WEW Executive Walnut on Walnut
- WGW Gunstock Walnut on Walnut
- WBW Henna Walnut on Walnut
- WSW Smokey Walnut on Walnut
- WNW Natural Walnut on Walnut
- WSO Salted Oak on Ash
- WWP Designer White Paint on Ash

**Metal finish**  
 MFW White (Standard). Optional metal finishes are available, see options.

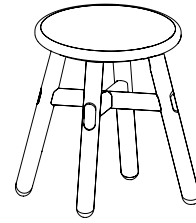
## 3 Combination Fabrics

[View finish details](#)

**Combination  
 Fabric Option  
 Not Available**

# Roki.

Stool  
Four Legged Guest Height Stool



[View statement of line](#)

## Product features.

- 1" Contoured Ash (standard) or Walnut seat
- Solid Ash (standard), optional Solid Walnut
- 1" Adjustable felt glides for hard surface flooring
- Metal in standard MFW White
- Ships assembled

### NOTES

- All veneer finishes are 5% matte sheen

## Options.

### PREMIUM METAL FINISHES

- Specify Leg Cap Metal Finish Color. MFMB: Matte Black, MFS: Silver, MFSS: Salmon Sienna, MFSA: Surfin Aquavert, MFPS: Pistachio, MFOS: Oyster, MFNA: Navy, MFOL: Olive, MFGB: Grey Beige MFGG: Graphite Gray, MFG: Gray - \$55
- MFC: Copper metal finish upcharge - \$260

### GLIDE OPTIONS

- PGC: Adjustable plastic glides for carpeted floors - n/c

1 model	COM	COL	1	2	3	4	5	6	7	8	9	10	11/L1	12	13/L2
ROK1518SHS20	1245	N/A													
W x D x H 15 x 15 x 18															
Arm Height: N/A															
Seat Height: 18"															
Inside Seat Depth: 14"															
Inside Seat Width: 14"															

Upholstery Requirements  
Fabric yds: Leather Sq. Ft.:  
Carton Weight: 25

## 2 Select a finish

[View finish details](#)

- WLA Lofty Ash
- WEC Ebony
- WAM Alabaster Maple
- WOW Clear Walnut on Walnut
- WEW Executive Walnut on Walnut
- WGW Gunstock Walnut on Walnut
- WBW Henna Walnut on Walnut
- WSW Smokey Walnut on Walnut
- WNW Natural Walnut on Walnut
- WSO Salted Oak on Ash
- WWP Designer White Paint on Ash

**Metal finish**  
MFW White (Standard). Optional metal finishes are available, see options.


## 3 Combination Fabrics

[View finish details](#)

Combination  
Fabric Option  
Not Available

# Roki.

Stool  
Four Legged Upholstered Guest Height Stool



[View statement of line](#)

## Product features.

- 5/8" thick upholstered seat cushion
- 1" Adjustable felt glides for hard surface flooring
- Metal in standard MFW White
- Solid Ash (standard), optional Solid Walnut
- Ships assembled

### NOTES

- All veneer finishes are 5% matte sheen

## Options.

### PREMIUM METAL FINISHES

- Specify Leg Cap Metal Finish Color. MFMB: Matte Black, MFS: Silver, MFSS: Salmon Sienna, MFSA: Surfin Aquavert, MFPS: Pistachio, MFOS: Oyster, MFNA: Navy, MFOL: Olive, MFGB: Grey Beige MFGG: Graphite Gray, MFG: Gray - \$55
- MFC: Copper metal finish upcharge - \$260

### GLIDE OPTIONS

- PGC: Adjustable plastic glides for carpeted floors - n/c

1 model	COM	COL	1	2	3	4	5	6	7	8	9	10	11/L1	12	13/L2
ROK1518SHS21	1475	1475	1494	1504	1514	1524	1534	1544	1554	1564	1574	1584	1594	1604	1624
W x D x H 15 x 15 x 18			Upholstery Requirements												
Arm Height: N/A			Fabric yds: 0.5 yds Leather Sq. Ft.: 9 sqft												
Seat Height: 18"			Carton Weight: 25												
Inside Seat Depth: 14"															
Inside Seat Width: 14"															

## 2 Select a finish

[View finish details](#)

- WLA Lofty Ash
- WEC Ebony
- WAM Alabaster Maple
- WOW Clear Walnut on Walnut
- WEW Executive Walnut on Walnut
- WGW Gunstock Walnut on Walnut
- WBW Henna Walnut on Walnut
- WSW Smokey Walnut on Walnut
- WNW Natural Walnut on Walnut
- WSO Salted Oak on Ash
- WWP Designer White Paint on Ash

### Metal finish

MFW White (Standard). Optional metal finishes are available, see options.

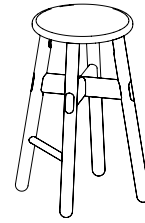
## 3 Combination Fabrics

[View finish details](#)

Combination  
Fabric Option  
Not Available

# Roki.

Stool  
Counter Height Stool



[View statement of line](#)

## Product features.

- 1" Contoured Ash (standard) or Walnut seat
- Solid Ash (standard), optional Solid Walnut
- 1" Adjustable felt glides for hard surface flooring
- Metal in standard MFW White
- Ships assembled

### NOTES

- All veneer finishes are 5% matte sheen

## Options.

### PREMIUM METAL FINISHES

- Specify Leg Cap Metal Finish Color. MFMB: Matte Black, MFS: Silver, MFSS: Salmon Sienna, MFSA: Surfin Aquavert, MFPS: Pistachio, MFOS: Oyster, MFNA: Navy, MFOL: Olive, MFGB: Grey Beige MFGG: Graphite Gray, MFG: Gray - \$55
- MFC: Copper metal finish upcharge - \$260

### GLIDE OPTIONS

- PGC: Adjustable plastic glides for carpeted floors - n/c

1 model	COM	COL	1	2	3	4	5	6	7	8	9	10	11/L1	12	13/L2
ROK1926CTR10	1360	N/A													
W x D x H 14 x 14 x 25 Arm Height: N/A Seat Height: 25.5" Inside Seat Depth: 14" Inside Seat Width: 14"			Upholstery Requirements Fabric yds: N/A Leather Sq. Ft.: N/A Carton Weight: 30												

## 2 Select a finish

[View finish details](#)

- WLA Lofty Ash
- WEC Ebony
- WAM Alabaster Maple
- WOW Clear Walnut on Walnut
- WEW Executive Walnut on Walnut
- WGW Gunstock Walnut on Walnut
- WBW Henna Walnut on Walnut
- WSW Smokey Walnut on Walnut
- WNW Natural Walnut on Walnut
- WSO Salted Oak on Ash
- WWP Designer White Paint on Ash

**Metal finish**  
MFW White (Standard). Optional metal finishes are available, see options.

## 3 Combination Fabrics

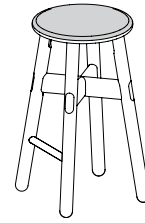
[View finish details](#)

Combination  
Fabric Option  
Not Available



# Roki.

Stool  
Upholstered Counter Height Stool



[View statement of line](#)

## Product features.

- 5/8" thick upholstered seat cushion
- 1" Adjustable felt glides for hard surface flooring
- Metal in standard MFW White
- Solid Ash (standard), optional Solid Walnut
- Ships assembled

### NOTES

- All veneer finishes are 5% matte sheen

## Options.

### PREMIUM METAL FINISHES

- Specify Leg Cap Metal Finish Color. MFMB: Matte Black, MFS: Silver, MFSS: Salmon Sienna, MFSA: Surfin Aquavert, MFPS: Pistachio, MFOS: Oyster, MFNA: Navy, MFOL: Olive, MFGB: Grey Beige MFGG: Graphite Gray, MFG: Gray - \$55
- MFC: Copper metal finish upcharge - \$260

### GLIDE OPTIONS

- PGC: Adjustable plastic glides for carpeted floors - n/c

1 model	COM	COL	1	2	3	4	5	6	7	8	9	10	11/L1	12	13/L2
ROK1926CTR11	1590	1590	1609	1619	1629	1639	1649	1659	1669	1679	1689	1699	1709	1719	1739
W x D x H 14 x 14 x 25			Upholstery Requirements												
Arm Height: N/A			Fabric yds: 0.5 yds Leather Sq. Ft.: 9 sqft												
Seat Height: 25.5"			Carton Weight: 30												
Inside Seat Depth: 14"															
Inside Seat Width: 14"															

## 2 Select a finish

[View finish details](#)

- WLA Lofty Ash
- WEC Ebony
- WAM Alabaster Maple
- WOW Clear Walnut on Walnut
- WEW Executive Walnut on Walnut
- WGW Gunstock Walnut on Walnut
- WBW Henna Walnut on Walnut
- WSW Smokey Walnut on Walnut
- WNW Natural Walnut on Walnut
- WSO Salted Oak on Ash
- WWP Designer White Paint on Ash

### Metal finish

MFW White (Standard). Optional metal finishes are available, see options.

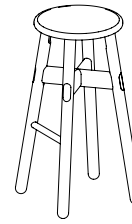
## 3 Combination Fabrics

[View finish details](#)

Combination  
Fabric Option  
Not Available

# Roki.

Stool  
Barstool



[View statement of line](#)

## Product features.

- 1" Contoured Ash (standard) or Walnut seat
- Solid Ash (standard), optional Solid Walnut
- 1" Adjustable felt glides for hard surface flooring
- Metal in standard MFW White
- Ships assembled

### NOTES

- All veneer finishes are 5% matte sheen

## Options.

### PREMIUM METAL FINISHES

- Specify Leg Cap Metal Finish Color. MFMB: Matte Black, MFS: Silver, MFSS: Salmon Sienna, MFSA: Surfin Aquavert, MFPS: Pistachio, MFOS: Oyster, MFNA: Navy, MFOL: Olive, MFGB: Grey Beige MFGG: Graphite Gray, MFG: Gray - \$55
- MFC: Copper metal finish upcharge - \$260

### GLIDE OPTIONS

- PGC: Adjustable plastic glides for carpeted floors - n/c

1 model	COM	COL	1	2	3	4	5	6	7	8	9	10	11/L1	12	13/L2
ROK2030BAR10	1415	N/A													
W x D x H 15 x 15 x 30 Arm Height: N/A Seat Height: 29.5" Inside Seat Depth: 14" Inside Seat Width: 14"			Upholstery Requirements Fabric yds: N/A Leather Sq. Ft.: N/A Carton Weight: 35												

## 2 Select a finish

[View finish details](#)

- WLA Lofty Ash
- WEC Ebony
- WAM Alabaster Maple
- WOW Clear Walnut on Walnut
- WEW Executive Walnut on Walnut
- WGW Gunstock Walnut on Walnut
- WBW Henna Walnut on Walnut
- WSW Smokey Walnut on Walnut
- WNW Natural Walnut on Walnut
- WSO Salted Oak on Ash
- WWP Designer White Paint on Ash

**Metal finish**  
MFW White (Standard). Optional metal finishes are available, see options.

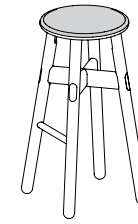
## 3 Combination Fabrics

[View finish details](#)

Combination  
Fabric Option  
Not Available

# Roki.

Stool  
Upholstered Barstool



[View statement of line](#)

## Product features.

- 5/8" thick upholstered seat cushion
- 1" Adjustable felt glides for hard surface flooring
- Metal in standard MFW White
- Solid Ash (standard), optional Solid Walnut
- Ships assembled

### NOTES

- All veneer finishes are 5% matte sheen

## Options.

### PREMIUM METAL FINISHES

- Specify Leg Cap Metal Finish Color. MFMB: Matte Black, MFS: Silver, MFSS: Salmon Sienna, MFSA: Surfin Aquavert, MFPS: Pistachio, MFOS: Oyster, MFNA: Navy, MFOL: Olive, MFGB: Grey Beige MFGG: Graphite Gray, MFG: Gray - \$55
- MFC: Copper metal finish upcharge - \$260

### GLIDE OPTIONS

- PGC: Adjustable plastic glides for carpeted floors - n/c

1 model	COM	COL	1	2	3	4	5	6	7	8	9	10	11/L1	12	13/L2
ROK2030BAR11	1645	1645	1664	1674	1684	1694	1704	1714	1724	1734	1744	1754	1764	1774	1794
W x D x H 15 x 15 x 30 Arm Height: N/A Seat Height: 29.5" Inside Seat Depth: 14" Inside Seat Width: 14"			Upholstery Requirements Fabric yds: 0.5 yds Leather Sq. Ft.: 9 sqft Carton Weight: 35												

## 2 Select a finish

[View finish details](#)

- WLA Lofty Ash
- WEC Ebony
- WAM Alabaster Maple
- WOW Clear Walnut on Walnut
- WEW Executive Walnut on Walnut
- WGW Gunstock Walnut on Walnut
- WBW Henna Walnut on Walnut
- WSW Smokey Walnut on Walnut
- WNW Natural Walnut on Walnut
- WSO Salted Oak on Ash
- WWP Designer White Paint on Ash

**Metal finish**  
MFW White (Standard). Optional metal finishes are available, see options.

## 3 Combination Fabrics

[View finish details](#)

Combination  
Fabric Option  
Not Available

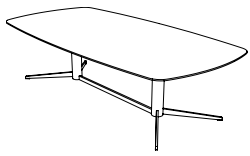
# Spire price list



## Spire table of contents

Statement of Line	
Guest seating fabric & leather program.....	1
Finishes.....	4
Occasional Tables.....	7
Conference Tables.....	9
Barstool.....	13
Guest/Lounge Chairs.....	14
Power & Data.....	24

# Spire statement of line



PAGE 7  
Occasional Table



PAGE 8  
Occasional Table



PAGE 9  
Conference Table



PAGE 10  
Conference Table




PAGE 11  
Conference Table



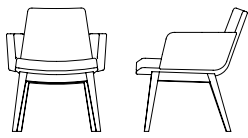
PAGE 12  
Conference Table




PAGE 13  
Barstool



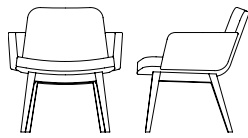
PAGE 14  
Guest Chair



PAGE 15  
Guest Chair



PAGE 16  
Lounge Chair




PAGE 17  
Lounge Chair




PAGE 18  
Guest Chair



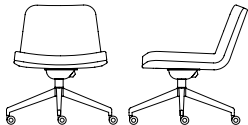
PAGE 19  
Guest Chair



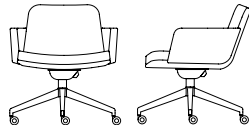
PAGE 20  
Lounge Chair



PAGE 21  
Lounge Chair



PAGE 22  
Conference Lounge Chair



PAGE 23  
Conference Lounge Chair

## Spire seating fabric & leather program

### Seating & fabric leather program

DARRAN has partnered with some of the most prestigious fabric suppliers of the office furniture industry to bring you quality fabrics that are engaging designs, environmentally friendly and durable for years to come. The majority of fabrics we have graded-in are in heavy supply making it most likely available on our Quickship however, we cannot guarantee stock. If you do not see the fabric you wish to include in a project, please contact our Factory to see if this pattern can be graded in at 800.334.7891.

### Fabrics & Leathers

Please visit our Seating Fabrics page at [darran.com/textilesleather](http://darran.com/textilesleather)

Camira  
[www.camirafabrics.com](http://www.camirafabrics.com)  
 800.334.789

Wollsdorf  
[www.wollsdorf.com](http://www.wollsdorf.com)  
 336.884.5005

CFStinson  
[www.cfstinson.com](http://www.cfstinson.com)  
 800.841.6279

Green Hides  
[www.greenhides.com](http://www.greenhides.com)  
 336.315.9720

DesignTex  
[www.designtex.com](http://www.designtex.com)  
 800.797.4949

Maharam  
[www.maharam.com](http://www.maharam.com)  
 800.645.3943

Momentum Textiles  
[www.momentumtextiles.com](http://www.momentumtextiles.com)  
 800.366.6839

Ultrafabrics  
[www.ultrafabricsinc.com](http://www.ultrafabricsinc.com)  
 800.334.7891

Application instructions must be specified on the purchase order or COM / COL submission form. In the absence of application instructions, DARRAN will apply materials accordingly.

### CAL117

All DARRAN seating products conform to California Technical Bulletin 117 as a minimum standard.

### CAL133

To meet the California Technical Bulletin 133 flammability regulation, a combination of proper materials must be used to pass, as it tests the fire resistance of a finished product. Flame resistant fabric, a fire blocker material and special foam must be used to pass CAL133 fire codes.

Testing is available for all seating products with the following fees and considerations:

- If laboratory certification is not required, any style can be manufactured to comply with California Technical Bulletin 133 for \$75 list per yard required. (Customer's Own Materials must factor in additional yardage requirements based on repeat.)
- The purchase order must clearly indicate the requirement of California Technical Bulletin 133
- If laboratory California Technical Bulletin 133 certification is required, the cost of testing a chair is \$820 NET, plus the cost of the chair and covering material.
- An additional lead time of 4 to 6 weeks is required for testing for CAL133.
- Once testing is completed, we will provide a certification letter specific to the sample tested for CAL133.
- DARRAN's manufacturing procedures for California TB 133 compliance are based on the testing of representative style with specific fabrics. Please contact Customer Service for an updated list of tested models.
- A copy of test certification is available upon request.W

## Spire seating fabric & leather program

### Combination fabrics

DARRAN is pleased to offer customers the design freedom of combination fabrics. When using fabric, vinyl or leather combinations, pricing will be as follows:

- When combining two materials of the same grade, pricing will be specified grade + 5%.
- If combining two materials of different grades or leather/ fabric combination, use the highest grade/price + 5%.
- If using COM or COL, pricing will be COM or COL + 5%. If both COM + COL are used in combination, use COL + 5%

### COM/COL ordering instructions

Please complete the COM Submission Form prior to ordering the fabric from the supplier. All COM fabrics must be approved prior to order submission. Please refer to our website or contact DARRAN Seating Customer Service for an updated list of preapproved COM fabrics. Application instructions must be specified on the purchase order or COM/COL submission form. In the absence of application instructions, DARRAN will apply materials in the best manner and cannot be held responsible for tailoring or application objections after upholstering. COM orders will be scheduled for production after receipt of the material. Packages must be clearly marked and the fabric must be first quality, continuous yardage.

### COM/COL yardage requirements

The yardage requirements stated in this price list for each style are calculated using 54" wide, non-directional fabrics. For fabrics with a different width or for patterns with repeats, please refer to the below chart to calculate the additional percent of fabric required:

Fabric Width	Plain Fabric	2" - 14" Repeat	15" - 19" Repeat	20" - 27" Repeat	28" - 36" Repeat
54"	0	15%	20%	25%	30%
53"	6%	19%	24%	28%	36%
52"	13%	23%	28%	33%	38%
51"	19%	26%	31%	36%	41%
50"	25%	30%	35%	40%	45%
49"	30%	35%	40%	45%	50%
48"	35%	40%	45%	50%	55%
47"	45%	50%	55%	58%	65%



## Spire seating fabric & leather program

NOTE: Prior To Completion Of This Form, Please Refer To Our Graded In Materials Program For Preapproved Fabrics/Leathers.

### COM/COL Approval

DARRAN Furniture Industries  
 2402 Shore Street, High Point, NC 27263  
 ATTN: Seating Division / COM/COL Approval  
 TAG: DARRAN Purchase Order Number

### Shipping approved COM/COL materials

DARRAN Furniture Industries  
 2402 Shore Street, High Point, NC 27263  
 ATTN: Seating Division / COM/COL Approval  
 TAG: DARRAN Purchase Order Number

Please complete this form, attach a 6"x 6" sample and mail to the COM/COL APPROVAL address shown above.  
 This form can also be downloaded from our website at [www.darran.com/leathers](http://www.darran.com/leathers) OR [www.darran.com/fabrics](http://www.darran.com/fabrics)

Purchase Order # \_\_\_\_\_  
 Dealer's Name \_\_\_\_\_  
 Contact \_\_\_\_\_  
 Address \_\_\_\_\_  
 Telephone \_\_\_\_\_  
 Email \_\_\_\_\_  
 Chair Style \_\_\_\_\_  
 Manufacturer \_\_\_\_\_  
 Pattern Name \_\_\_\_\_  
 Pattern Color \_\_\_\_\_  
 Content \_\_\_\_\_  
 Repeat \_\_\_\_\_

Please specify any special requirements and check the application above.

\_\_\_\_\_  
 \_\_\_\_\_  
 \_\_\_\_\_

ATTACH 6" X 6" FABRIC/LEATHER SAMPLE HERE


**NOTE**

Actual Fabric/Leather samples needed instead of digital images. If digital images are sent in lieu of samples, DARRAN will only verify the pattern and will not take responsibility for color variances that cannot be verified due to printing restrictions

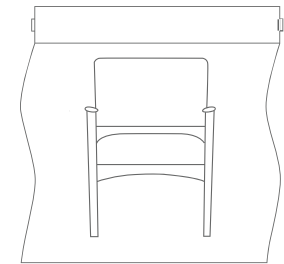
In the absence of application instructions, DARRAN will apply the material in the best manner and cannot be held responsible for tailoring or application objections after upholstering.

Unless otherwise instructed on the purchase order, excess COM materials will be recycled at the discretion of DARRAN after six months of the original product ship date.

The COM approval solely pertains to the application of the fabric onto the specified DARRAN seating product. DARRAN's approval or acceptance does not constitute any responsibility or warranty to the overall appearance, durability, flammability, defects, dye lot variations or colorfastness of the COM. It is the customer's responsibility to ensure the COM meets CAL 117 compliance and are first quality continuous goods.



**RAILROAD**



**SETUP**

## Spire seating finishes

### Solid Ash Frame Finishes

WLA Lofty Ash  
WEC Ebony  
WAM Alabaster Maple  
WBO Blush Oak  
WMO Mocha Oak  
WNO Natural Oak  
WSO Salted Oak  
TBCO Baby's Cheek  
TBSW Brown Sugar  
TOBW Organic Brown  
TSTV Studio Teak  
SSM Seattle Mist Paint  
SSL Skyline Walnut Paint  
WWP Designer White Paint

### Solid Walnut Frame Finishes

WOW Clear Walnut  
WEW Executive Walnut  
WGW Gunstock Walnut  
WBW Henna Walnut  
WSW Smokey Walnut  
WNW Natural Walnut

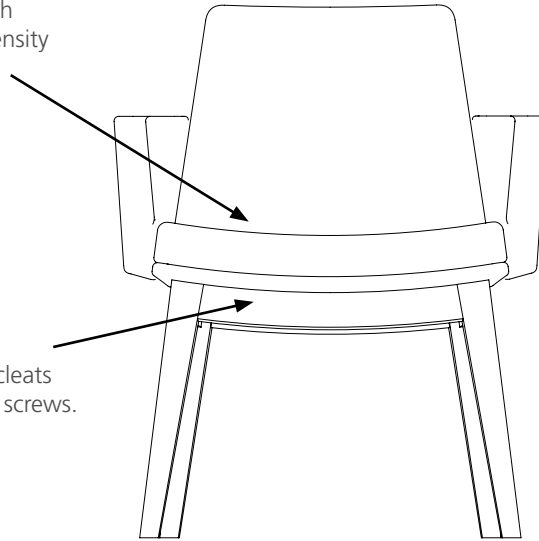
Send 3x3 or larger finish chip for color match. Custom finish upcharge is 3% or \$250 Net (whichever is greater).

Finish

ENVI-CT Green Certified European Technology Coatings Finish.

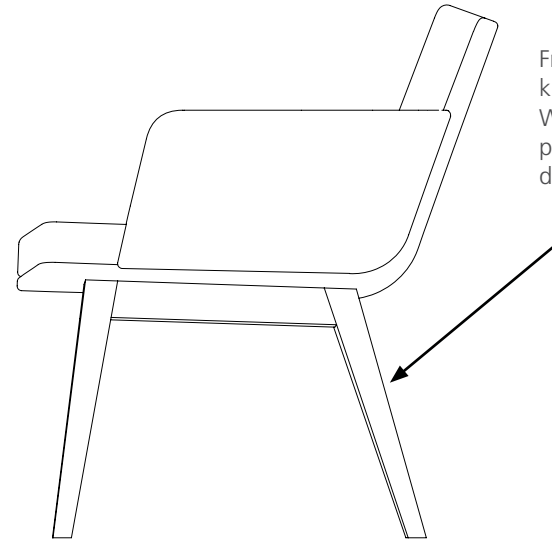
## Spire seating specification

Seat cushions are made of high resiliency foam with proper density to give comfort and support.



Seat rails are reinforced with hardwood corner blocks and cleats attached with glue and wood screws.

Frame is constructed of kiln-dried solid Ash or Walnut, perpetuating premium quality and durability.



Variety of textiles and back options offer customers flexibility in design and consistency within each office setting.

## Spire desks and workstations finishes

STANDARD VENEER	PREMIUM VENEER	HIGH PRESSURE LAMINATE	THERMALLY FUSED LAMINATE
WLA Lofty Ash.....	N/A.....	N/A.....	N/A
WEC Ebony.....	N/A.....	GEC Ebony.....	MEC Ebony
WAM Alabaster Maple.....	N/A.....	GAM Alabaster Maple.....	N/A
N/A.....	WOW Clear Walnut.....	N/A.....	N/A
WEW Executive Walnut.....	N/A.....	GEW Executive Walnut.....	N/A
WGW Gunstock Walnut.....	N/A.....	N/A.....	MGW Gunstock Walnut
WBW Henna Walnut.....	N/A.....	N/A.....	N/A
WSW Smokey Walnut.....	N/A.....	N/A.....	N/A
WNW Natural Walnut.....	N/A.....	GNW Natural Walnut.....	N/A
N/A.....	WBO Blush Oak.....	N/A.....	N/A
N/A.....	WMO Mocha Oak.....	N/A.....	N/A
N/A.....	WNO Natural Oak.....	N/A.....	N/A
N/A.....	WSO Salted Oak.....	N/A.....	N/A
N/A.....	TBCO Baby's Cheek.....	N/A.....	N/A
N/A.....	TBSW Brown Sugar.....	N/A.....	N/A
N/A.....	TOBW Organic Brown.....	N/A.....	N/A
N/A.....	TSTV Studio Teak Walnut.....	GSTV Studio Teak Walnut +10%.....	MTW Studio Teak Walnut
N/A.....	TSMV Seattle Mist Walnut.....	N/A.....	N/A
N/A.....	TSLV Skyline Walnut.....	GSLV Skyline Walnut +10%.....	MSW Skyline Walnut
WWP Designer White Paint.....	N/A.....	GWL Designer White.....	MWL Designer White

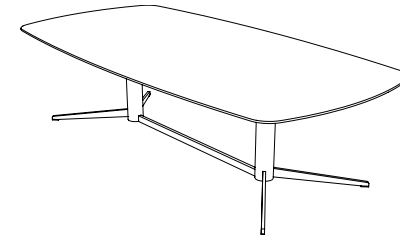
Send 3x3 or larger finish chip for color match. Custom finish upcharge is 3% or \$250 Net (whichever is greater).

### Finish





ENVI-CT Green Certified European Technology Coatings Finish.

# Spire.

Occasional Table  
Y Blade Base Occasional Table



[View statement of line](#)

1 Select a model w" x d" x h"	weight	Standard Veneer Top		Premium Veneer Top		High Pressure Laminate Top		Thermally Fused Laminate Top	
<b>30" Depth</b>									
60 x 30 x 16	90	SPI6030RE111W	1785	SPI6030RE111P	1964	SPI6030RE111G	1785	SPI6030RE111M	1350
72 x 30 x 16	100	SPI7230RE111W	1830	SPI7230RE111P	2013	SPI7230RE111G	1830	SPI7230RE111M	1448
<b>36" Depth</b>									
60 x 36 x 16	100	SPI6036RE111W	1865	SPI6036RE111P	2052	SPI6036RE111G	1865	SPI6036RE111M	1482
72 x 36 x 16	130	SPI7236RE111W	2008	SPI7236RE111P	2209	SPI7236RE111G	2008	SPI7236RE111M	1574
<b>2 Select a finish</b> <a href="#">View finish details</a>									
		WEC		TBCO	WNO	GEC		MEC	
		WAM		TBSW	WSO	GAM		MGW	
		WEW		TSTV		GEW		MTW	
<b>Metal finish</b>		WGW		TSMV		GNW		MSW	
MFW White. Additional metal finishes are available, see options.		WBW		TSLV		GSTV		MWL	
		WSW		TOBW		GSLV			
		WNV		WBO		GWL			
		WWP		WOW					
		WLA		WMO					
<b>3 Select an edge</b> <a href="#">View edge details</a>									
									
		Spire		Spire		Spire		Spire	
<b>4 Select hardware</b> <a href="#">View hardware details</a>									
		Hardware		Hardware		Hardware		Hardware	
		N/A		N/A		N/A		N/A	

## Product features.

- 1-5/16" Thick top
- ENVI-CT Finish on wood tops
- Hollow legs allow for concealed wire management
- Standard white blade metal base (optional black, silver)

## Options.

### POWER

- PDP01: Pepper (Power) - \$95 ea.
- PDS01: Salt (Powered USB) - \$225 ea.
- Installed directly above post

### PREMIUM FINISH OPTION

- Base metal finish color - \$160 per base
- Specify MFB: Black, MFS: Silver

# Spire.

Occasional Table  
Blade Base Occasional Table







1 Select a model w" x d" x h"		weight	Standard Veneer Top	Premium Veneer Top	High Pressure Laminate Top	Thermally Fused Laminate Top
<b>30" Square</b> 30 x 30 x 16		50	SPI3030SQ111W 1368	SPI3030SQ111P 1505	SPI3030SQ111G 1368	SPI3030SQ111M 1024
<b>36" Square</b> 36 x 36 x 16		55	SPI3636SQ111W 1464	SPI3636SQ111P 1611	SPI3636SQ111G 1464	SPI3636SQ111M 1087
<b>42" Square</b> 42 x 42 x 16		60	SPI4242SQ111W 1608	SPI4242SQ111P 1769	SPI4242SQ111G 1608	SPI4242SQ111M 1178

2 Select a finish <i>View finish details</i>					
<b>Metal finish</b> MFW White. Additional metal finishes are available, see options.	WEC WAM WEW WGW WBW WSW WNV WWP WLA	TBCO TBSW TSTV TSMV TSLV TOBW WBO WOW WMO	WNO WSO	GEC GAM GEW GNW GSTV GSLV GWL	MEC MGW MTW MSW MWL

3 Select an edge <i>View edge details</i>					
	 Spire	 Spire	 Spire	 Spire	

4 Select hardware <i>View hardware details</i>					
	Hardware N/A	Hardware N/A	Hardware N/A	Hardware N/A	Hardware N/A

[View statement of line](#)

## Product features.

- 1-5/16" Thick top
- ENVI-CT Finish on wood tops
- Hollow legs allow for concealed wire management
- Standard white blade metal base (optional black, silver)

## Options.

### POWER

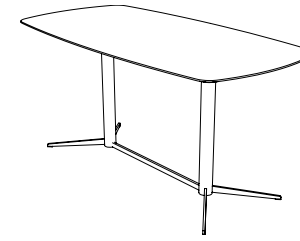
- PDP01: Pepper (Power) - \$95 ea.
- PDS01: Salt (Powered USB) - \$225 ea.
- Installed directly above post





### PREMIUM FINISH OPTION

- Base metal finish color - \$160 per base
- Specify MFB: Black, MFS: Silver

# Spire.

Conference Table  
Y Blade Base Work Table



1 Select a model w" x d" x h"	weight	Standard Veneer Top		Premium Veneer Top		High Pressure Laminate Top		Thermally Fused Laminate Top	
<b>30" Depth</b>									
60 x 30 x 29	100	SPI6030RE121W	1871	SPI6030RE121P	2058	SPI6030RE121G	1871	SPI6030RE121M	1436
72 x 30 x 29	110	SPI7230RE121W	1917	SPI7230RE121P	2109	SPI7230RE121G	1917	SPI7230RE121M	1533
<b>36" Depth</b>									
60 x 36 x 29	110	SPI6036RE121W	1945	SPI6036RE121P	2140	SPI6036RE121G	1945	SPI6036RE121M	1562
72 x 36 x 29	140	SPI7236RE121W	2088	SPI7236RE121P	2297	SPI7236RE121G	2088	SPI7236RE121M	1654
84 x 36 x 29	150	SPI8436RE121W	2271	SPI8436RE121P	2498	SPI8436RE121G	2271	SPI8436RE121M	1773
<b>2 Select a finish</b> <i>View finish details</i>		WEC		TBCO	WNO	GEC		MEC	
		WAM		TBSW	WSO	GAM		MGW	
		WEW		TSTV		GEW		MTW	
<b>Metal finish</b> MFW White. Additional metal finishes are available, see options.		WGW		TSMV		GNW		MSW	
		WBW		TSLV		GSTV		MWL	
		WSW		TOBW		GSLV			
		WNV		WBO		GWL			
		WWP		WOW					
		WLA		WMO					
<b>3 Select an edge</b> <i>View edge details</i>									
		Spire		Spire		Spire		Spire	
<b>4 Select hardware</b> <i>View hardware details</i>		Hardware N/A		Hardware N/A		Hardware N/A		Hardware N/A	

*View statement of line*

## Product features.

- 1-5/16" Thick top
- ENVI-CT Finish on wood tops
- Hollow legs allow for concealed wire management
- Standard white blade metal base (optional black, silver)

## Options.

### POWER

- PDP01: Pepper (Power) - \$95 ea.
- PDS01: Salt (Powered USB) - \$225 ea.
- Installed directly above post

### PREMIUM FINISH OPTION

- Base metal finish color - \$160 per base
- Specify MFB: Black, MFS: Silver

# Spire.

Conference Table  
Blade Base Work Table






[View statement of line](#)

1 Select a model w" x d" x h"	weight	Standard Veneer Top	Premium Veneer Top	High Pressure Laminate Top	Thermally Fused Laminate Top
<b>30" Square</b> 30 x 30 x 29	55	SPI3030SQ121W 1413	SPI3030SQ121P 1555	SPI3030SQ121G 1413	SPI3030SQ121M 1070
<b>36" Square</b> 36 x 36 x 29	60	SPI3636SQ121W 1510	SPI3636SQ121P 1661	SPI3636SQ121G 1510	SPI3636SQ121M 1133
<b>42" Square</b> 42 x 42 x 29	65	SPI4242SQ121W 1654	SPI4242SQ121P 1820	SPI4242SQ121G 1654	SPI4242SQ121M 1224

2 Select a finish <a href="#">View finish details</a>					
<b>Metal finish</b> MFW White. Additional metal finishes are available, see options.	WEC WAM WEW WGW WBW WSW WNV WWP WLA	TBCO TBSW TSTV TSMV TSLV TOBW WBO WOW WMO	WNO WSO	GEC GAM GEW GNW GSTV GSLV GWL	MEC MGW MTW MSW MWL

3 Select a edge <a href="#">View edge details</a>					
	Spire		Spire		Spire

4 Select hardware <a href="#">View hardware details</a>				
Hardware N/A	Hardware N/A	Hardware N/A	Hardware N/A	Hardware N/A

## Product features.

- 1-5/16" Thick top
- ENVI-CT Finish on wood tops
- Hollow legs allow for concealed wire management
- Standard white blade metal base (optional black, silver)

## Options.

### POWER

- PDP01: Pepper (Power) - \$95 ea.
- PDS01: Salt (Powered USB) - \$225 ea.
- Installed directly above post

### PREMIUM FINISH OPTION





- Base metal finish color - \$160 per base
- Specify MFB: Black, MFS: Silver



# Spire.

Conference Table  
Y Blade Base Bar Table



1 Select a model w" x d" x h"		weight	Standard Veneer Top	Premium Veneer Top	High Pressure Laminate Top	Thermally Fused Laminate Top
<b>30" Depth</b>						
60 x 30 x 42		110	SPI6030RE141W 1951	SPI6030RE141P 2146	SPI6030RE141G 1951	SPI6030RE141M 1516
72 x 30 x 42		120	SPI7230RE141W 2002	SPI7230RE141P 2202	SPI7230RE141G 2002	SPI7230RE141M 1619
<b>36" Depth</b>						
60 x 36 x 42		120	SPI6036RE141W 2025	SPI6036RE141P 2228	SPI6036RE141G 2025	SPI6036RE141M 1642
72 x 36 x 42		150	SPI7236RE141W 2168	SPI7236RE141P 2385	SPI7236RE141G 2168	SPI7236RE141M 1734
84 x 36 x 42		160	SPI8436RE141W 2351	SPI8436RE141P 2586	SPI8436RE141G 2351	SPI8436RE141M 1853
2 Select a finish <i>View finish details</i>			WEC WAM WEW	TBCO WNO TBSW WSO	GEC GAM GEW GNW GSTV GSLV GWL	MEC MGW MTW MSW MWL
Metal finish MFW White. Additional metal finishes are available, see options.			WGW WBW WSW WNW WWP WLA	TSMV TSLV TOBW WBO WOW WMO		
3 Select an edge <i>View edge details</i>						
4 Select hardware <i>View hardware details</i>			Hardware N/A	Hardware N/A	Hardware N/A	Hardware N/A

*View statement of line*

## Product features.

- 1-5/16" Thick top
- ENVI-CT Finish on wood tops
- Hollow legs allow for concealed wire management
- Standard white blade metal base (optional black, silver)

## Options.

### POWER

- PDP01: Pepper (Power) - \$95 ea.
- PDS01: Salt (Powered USB) - \$225 ea.
- Installed directly above post

### PREMIUM FINISH OPTION

- Base metal finish color - \$160 per base
- Specify MFB: Black, MFS: Silver

# Spire.

Conference Table  
Blade Base Bar Table







[View statement of line](#)

1 Select a model w" x d" x h"	weight	Standard Veneer Top	Premium Veneer Top	High Pressure Laminate Top	Thermally Fused Laminate Top
<b>30" Square</b> 30 x 30 x 42	60	SPI3030SQ141W 1459	SPI3030SQ141P 1605	SPI3030SQ141G 1459	SPI3030SQ141M 1116
<b>36" Square</b> 36 x 36 x 42	65	SPI3636SQ141W 1556	SPI3636SQ141P 1712	SPI3636SQ141G 1556	SPI3636SQ141M 1178
<b>42" Square</b> 42 x 42 x 42	70	SPI4242SQ141W 1699	SPI4242SQ141P 1869	SPI4242SQ141G 1699	SPI4242SQ141M 1270

2 Select a finish <a href="#">View finish details</a>	Standard Veneer Top	Premium Veneer Top	High Pressure Laminate Top	Thermally Fused Laminate Top
WEC WAM WEW Metal finish MFW White. Additional metal finishes are available, see options.	TBCO TBSW TSTV TSMV TSLV TOBW WBO WOW WMO	WNO WSO	GEC GAM GEW GNW GSTV GSLV GWL	MEC MGW MTW MSW MWL

3 Select an edge <a href="#">View edge details</a>	Standard Veneer Top	Premium Veneer Top	High Pressure Laminate Top	Thermally Fused Laminate Top
 Spire	 Spire	 Spire	 Spire	

4 Select hardware <a href="#">View hardware details</a>	Standard Veneer Top	Premium Veneer Top	High Pressure Laminate Top	Thermally Fused Laminate Top
Hardware N/A	Hardware N/A	Hardware N/A	Hardware N/A	

## Product features.

- 1-5/16" Thick top
- ENVI-CT Finish on wood tops
- Hollow legs allow for concealed wire management
- Standard white blade metal base (optional black, silver)

## Options.

### POWER


- PDP01: Pepper (Power) - \$95 ea.
- PDS01: Salt (Powered USB) - \$225 ea.
- Installed directly above post

### PREMIUM FINISH OPTION

- Base metal finish color - \$160 per base
- Specify MFB: Black, MFS: Silver

# Spire.

Barstool  
Wood Base Barstool



[View statement of line](#)

1 model	COM	COL	1	2	3	4	5	6	7	8	9	10	11/L1	12	13/L2
SPI2332WFS38	1166	1247	1241	1278	1315	1352	1389	1426	1463	1500	1537	1574	1611	1648	1722
W x D x H 22.5 x 22 x 36.5 Arm Height: n/a Seat Height: 30" Inside Seat Depth: 16" Inside Seat Width: 19"	Upholstery Requirements Fabric yds: 2 Leather Sq. Ft.: 36 Carton Weight: 35														


## 2 Select a finish

[View finish details](#)

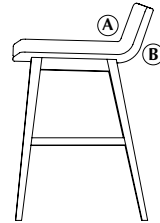
- WLA Lofty Ash
- WEC Ebony
- WAM Alabaster Maple
- WBO Blush Oak
- WMO Mocha Oak
- WNO Natural Oak
- WSO Salted Oak
- WOW Clear Walnut
- WEW Executive Walnut
- WGW Gunstock Walnut
- WBW Henna Walnut
- WSW Smokey Walnut
- WNW Natural Walnut
- TBCO Baby's Cheek
- TBSW Brown Sugar
- TSTV Studio Teak Walnut
- SSM Seattle Mist Paint
- SSL Skyline Walnut Paint
- TOBW Organic Brown
- WWP Designer White Paint

## 3 Combination Fabrics

[View finish details](#)



Front View



Side View


**DARRAN is pleased to offer customers the design freedom of combination fabrics. When using fabric, vinyl or leather combinations, pricing/yardage requirements will be as follows:**

- A** Inside Seat 1 yd(s).
- B** Outside Back 1 yd(s).

- When combining two materials of the same grade, pricing will be specified grade + 5%
- If combining two materials of different grades or leather/fabric combination, use the highest grade/price + 5%
- If using COM or COL, pricing will be COM or COL + 5%.
- If both COM + COL are used in combination, use COL + 5%.

# Spire.

## Guest Chair Wood Base Guest Chair




*View statement of line*

1 model	COM	COL	1	2	3	4	5	6	7	8	9	10	11/L1	12	13/L2
SPI2332WFC24	1053	1134	1136	1177	1218	1259	1300	1341	1382	1423	1464	1505	1546	1587	1669
W x D x H 20.5 x 26 x 29			Upholstery Requirements												
Arm Height: n/a			Fabric yds: 2.25 Leather Sq. Ft.: 40.5												
Seat Height: 17"			Carton Weight: 25												
Inside Seat Depth: 18"															
Inside Seat Width: 19"															

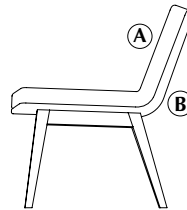
### 2 Select a finish *View finish details*

- WLA Lofty Ash
- WEC Ebony
- WAM Alabaster Maple
- WBO Blush Oak
- WMO Mocha Oak
- WNO Natural Oak
- WSO Salted Oak
- WOW Clear Walnut
- WEW Executive Walnut
- WGW Gunstock Walnut
- WBW Henna Walnut
- WSW Smokey Walnut
- WNW Natural Walnut
- TBCO Baby's Cheek
- TBSW Brown Sugar
- TSTV Studio Teak Walnut
- SSM Seattle Mist Paint
- SSL Skyline Walnut Paint
- TOBW Organic Brown
- WWP Designer White Paint

### 3 Combination Fabrics *View finish details*



Front View



Side View


**DARRAN is pleased to offer customers the design freedom of combination fabrics. When using fabric, vinyl or leather combinations, pricing/yardage requirements will be as follows:**

- A** Inside Seat 1.25 yd(s).
- B** Outside Back 1 yd(s).

- When combining two materials of the same grade, pricing will be specified grade + 5%
- If combining two materials of different grades or leather/fabric combination, use the highest grade/price + 5%
- If using COM or COL, pricing will be COM or COL + 5%.
- If both COM + COL are used in combination, use COL + 5%.

# Spire.

## Guest Chair Wood Base Guest Chair W/ Arms



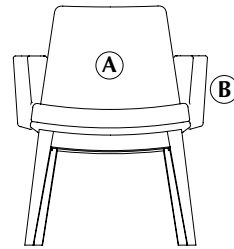
[View statement of line](#)

1 model	COM	COL	1	2	3	4	5	6	7	8	9	10	11/L1	12	13/L2
SPI2332WFC25	1312	1416	1423	1478	1533	1588	1643	1698	1753	1808	1863	1918	1973	2028	2138
W x D x H 24.5 x 26 x 29			Upholstery Requirements												
Arm Height: 23.5"			Fabric yds: 3 Leather Sq. Ft.: 54												
Seat Height: 17"			Carton Weight: 30												
Inside Seat Depth: 18"															
Inside Seat Width: 19"															

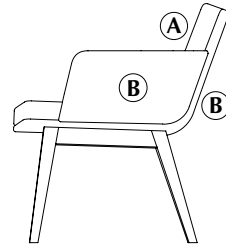
### 2 Select a finish [View finish details](#)

- WLA Lofty Ash
- WEC Ebony
- WAM Alabaster Maple
- WBO Blush Oak
- WMO Mocha Oak
- WNO Natural Oak
- WSO Salted Oak
- WOW Clear Walnut
- WEW Executive Walnut
- WGW Gunstock Walnut
- WBW Henna Walnut
- WSW Smokey Walnut
- WNW Natural Walnut
- TBCO Baby's Cheek
- TBSW Brown Sugar
- TSTV Studio Teak Walnut
- SSM Seattle Mist Paint
- SSL Skyline Walnut Paint
- TOBW Organic Brown
- WWP Designer White Paint

### 3 Combination Fabrics [View finish details](#)



Front View



Side View


**DARRAN is pleased to offer customers the design freedom of combination fabrics. When using fabric, vinyl or leather combinations, pricing/yardage requirements will be as follows:**

- A** Inside Seat 2 yd(s).
- B** Outside Back and Arms 1 yd(s).

- When combining two materials of the same grade, pricing will be specified grade + 5%
- If combining two materials of different grades or leather/fabric combination, use the highest grade/price + 5%
- If using COM or COL, pricing will be COM or COL + 5%.
- If both COM + COL are used in combination, use COL + 5%.

# Spire.

## Lounge Chair Wood Base Lounge Chair




*View statement of line*

1 model	COM	COL	1	2	3	4	5	6	7	8	9	10	11/L1	12	13/L2
SPI2332WFL24	1055	1136	1148	1194	1240	1286	1332	1378	1424	1470	1516	1562	1608	1654	1746
W x D x H 22.5 x 26 x 29	Upholstery Requirements														
Arm Height: n/a	Fabric yds: 2.5 Leather Sq. Ft.: 45														
Seat Height: 17"	Carton Weight: 25														
Inside Seat Depth: 18"															
Inside Seat Width: 22.5															

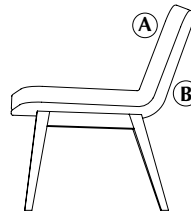
### 2 Select a finish *View finish details*

- WLA Lofty Ash
- WEC Ebony
- WAM Alabaster Maple
- WBO Blush Oak
- WMO Mocha Oak
- WNO Natural Oak
- WSO Salted Oak
- WOW Clear Walnut
- WEW Executive Walnut
- WGW Gunstock Walnut
- WBW Henna Walnut
- WSW Smokey Walnut
- WNW Natural Walnut
- TBCO Baby's Cheek
- TBSW Brown Sugar
- TSTV Studio Teak Walnut
- SSM Seattle Mist Paint
- SSL Skyline Walnut Paint
- TOBW Organic Brown
- WWP Designer White Paint

### 3 Combination Fabrics *View finish details*



Front View



Side View

**DARRAN is pleased to offer customers the design freedom of combination fabrics. When using fabric, vinyl or leather combinations, pricing/yardage requirements will be as follows:**

- A** Inside Seat 1.25 yd(s).
- B** Outside Back 1.25 yd(s).


- When combining two materials of the same grade, pricing will be specified grade + 5%
- If combining two materials of different grades or leather/fabric combination, use the highest grade/price + 5%
- If using COM or COL, pricing will be COM or COL + 5%.
- If both COM + COL are used in combination, use COL + 5%.

### Product features.

- Seat and back utilizes high density ultra cell cushioning that conforms to individual's lumbar curvatures for adaptive support
- Upholstered seat and back
- Hardwood base to maximize strength and longevity

# Spire.

Lounge Chair  
Wood Base Lounge Chair W/ Arms



[View statement of line](#)

1 model	COM	COL	1	2	3	4	5	6	7	8	9	10	11/L1	12	13/L2
SPI2332WFL25	1317	1421	1447	1511	1575	1639	1703	1767	1831	1895	1959	2023	2087	2151	2279
W x D x H 26.5 x 26 x 29 Arm Height: 23.5" Seat Height: 18" Inside Seat Depth: 18" Inside Seat Width: 22.5	Upholstery Requirements Fabric yds: 3.5 Leather Sq. Ft.: 63 Carton Weight: 30														

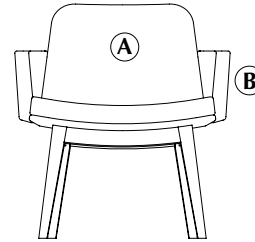
## 2 Select a finish

[View finish details](#)

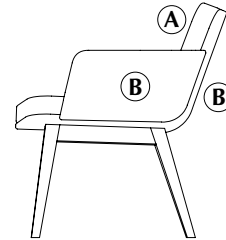
- WLA Lofty Ash
- WEC Ebony
- WAM Alabaster Maple
- WBO Blush Oak
- WMO Mocha Oak
- WNO Natural Oak
- WSO Salted Oak
- WOW Clear Walnut
- WEW Executive Walnut
- WGW Gunstock Walnut
- WBW Henna Walnut
- WSW Smokey Walnut
- WNW Natural Walnut
- TBCO Baby's Cheek
- TBSW Brown Sugar
- TSTV Studio Teak Walnut
- SSM Seattle Mist Paint
- SSL Skyline Walnut Paint
- TOBW Organic Brown
- WWP Designer White Paint

## 3 Combination Fabrics

[View finish details](#)



Front View



Side View

DARRAN is pleased to offer customers the design freedom of combination fabrics. When using fabric, vinyl or leather combinations, pricing/yardage requirements will be as follows:

- A** Inside Seat 2.25 yd(s).
- B** Outside Back and Arms 1.25 yd(s).

- When combining two materials of the same grade, pricing will be specified grade + 5%
- If combining two materials of different grades or leather/fabric combination, use the highest grade/price + 5%
- If using COM or COL, pricing will be COM or COL + 5%.
- If both COM + COL are used in combination, use COL + 5%.

# Spire.

Guest Chair  
Swivel Blade Base Guest Chair

1 model	COM	COL	1	2	3	4	5	6	7	8	9	10	11/L1	12	13/L2
SPI2332NSC26	1255	1336	1338	1379	1420	1461	1502	1543	1584	1625	1666	1707	1748	1789	1871
W x D x H			Upholstery Requirements												
20.5 x 26 x 29			Fabric yds: 2.25 Leather Sq. Ft.: 40.5												
Arm Height: n/a			Carton Weight: 25												
Seat Height: 18"															
Inside Seat Depth: 18"															
Inside Seat Width: 19"															

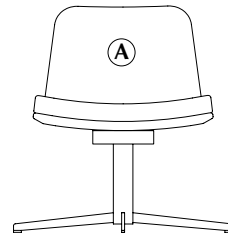
## 2 Select a finish

[View finish details](#)

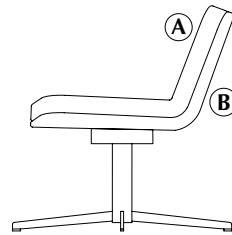
**Metal finish**  
MFW White. Additional metal finishes are available, see options.

## 3 Combination Fabrics

[View finish details](#)



Front View




Side View

**DARRAN is pleased to offer customers the design freedom of combination fabrics. When using fabric, vinyl or leather combinations, pricing/yardage requirements will be as follows:**

**A** Inside Seat 1.25 yd(s).  
**B** Outside Back 1 yd(s).

- When combining two materials of the same grade, pricing will be specified grade + 5%
- If combining two materials of different grades or leather/fabric combination, use the highest grade/price + 5%
- If using COM or COL, pricing will be COM or COL + 5%.
- If both COM + COL are used in combination, use COL + 5%.



[View statement of line](#)

## Product features.

- Seat and back utilizes high density ultra cell cushioning that conforms to individual's lumbar curvatures for adaptive support
- Upholstered seat and back
- Carbon steel powdercoated base with a memory swivel
- Standard white blade metal base (optional black, silver)

## Options.

**PREMIUM FINISH OPTION**

- Specify base metal finish color - \$160 per base
- MFB: Black, MFS: Silver



# Spire.

Guest Chair  
Swivel Blade Base Guest Chair W/ Arms

1 model	COM	COL	1	2	3	4	5	6	7	8	9	10	11/L1	12	13/L2
SPI2332ASC27	1570	1674	1681	1736	1791	1846	1901	1956	2011	2066	2121	2176	2231	2286	2396
W x D x H			Upholstery Requirements												
24.5 x 26 x 29			Fabric yds: 3 Leather Sq. Ft.: 54												
Arm Height: 23.5"			Carton Weight: 30												
Seat Height: 18"															
Inside Seat Depth: 18"															
Inside Seat Width: 19"															

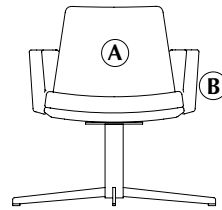
## 2 Select a finish

[View finish details](#)

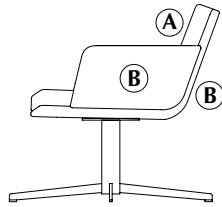
**Metal finish**  
MFW White. Additional metal finishes are available, see options.

## 3 Combination Fabrics

[View finish details](#)



Front View




Side View

**DARRAN is pleased to offer customers the design freedom of combination fabrics. When using fabric, vinyl or leather combinations, pricing/yardage requirements will be as follows:**

**A Inside Seat 2 yd(s).**  
**B Outside Back and Arms 1 yd(s).**

- When combining two materials of the same grade, pricing will be specified grade + 5%
- If combining two materials of different grades or leather/fabric combination, use the highest grade/price + 5%
- If using COM or COL, pricing will be COM or COL + 5%.
- If both COM + COL are used in combination, use COL + 5%.



[View statement of line](#)

## Product features.

- Seat and back utilizes high density ultra cell cushioning that conforms to individual's lumbar curvatures for adaptive support
- Upholstered seat, back and arms
- Carbon steel powdercoated base with a memory swivel
- Standard white blade metal base (optional black, silver)

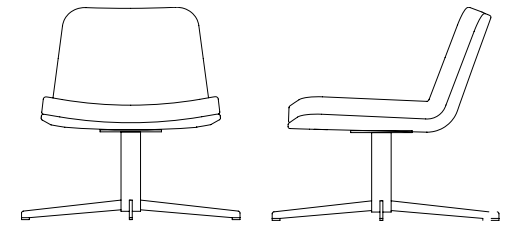
## Options.

**PREMIUM FINISH OPTION**

- Specify base metal finish color - \$150 per base
- MFB: Black, MFS: Silver

# Spire.

Lounge Chair  
Swivel Blade Base Lounge Chair



View statement of line

1 model	COM	COL	1	2	3	4	5	6	7	8	9	10	11/L1	12	13/L2
SPI2332NSL26	1264	1345	1375	1430	1485	1540	1595	1650	1705	1760	1815	1870	1925	1980	2090
W x D x H 22.5 x 26 x 29			Upholstery Requirements												
Arm Height: n/a			Fabric yds: 3 Leather Sq. Ft.: 54												
Seat Height: 18"			Carton Weight: 25												
Inside Seat Depth: 18"															
Inside Seat Width: 22.5"															

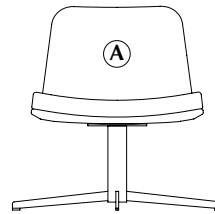
## 2 Select a finish

[View finish details](#)

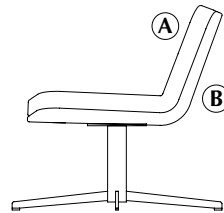
**Metal finish**  
MFW White. Additional metal finishes are available, see options.

## 3 Combination Fabrics

[View finish details](#)



Front View



Side View

**DARRAN is pleased to offer customers the design freedom of combination fabrics. When using fabric, vinyl or leather combinations, pricing/yardage requirements will be as follows:**

**A** Inside Seat 2 yd(s).s  
**B** Outside Back 1 yd(s).s

- When combining two materials of the same grade, pricing will be specified grade + 5%
- If combining two materials of different grades or leather/fabric combination, use the highest grade/price + 5%
- If using COM or COL, pricing will be COM or COL + 5%.
- If both COM + COL are used in combination, use COL + 5%.

## Product features.

- Seat and back utilizes high density ultra cell cushioning that conforms to individual's lumbar curvatures for adaptive support
- Upholstered seat and back
- Carbon steel powdercoated base with a memory swivel
- Standard white blade metal base (optional black, silver)

## Options.

### PREMIUM FINISH OPTION

- Specify base metal finish color - \$160 per base
- MFB: Black, MFS: Silver

# Spire.

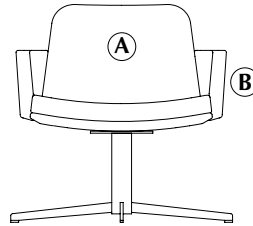
## Lounge Chair Swivel Blade Base Lounge Chair W/ Arms

1 model	COM	COL	1	2	3	4	5	6	7	8	9	10	11/L1	12	13/L2
SPI2332ASL27	1575	1679	1705	1769	1833	1897	1961	2025	2089	2153	2217	2281	2345	2409	2537
W x D x H			Upholstery Requirements												
26.5 x 26 x 29			Fabric yds: 3.5 Leather Sq. Ft.: 63												
Arm Height: 23.5"			Carton Weight: 30												
Seat Height: 18"															
Inside Seat Depth: 18"															
Inside Seat Width: 22.5															

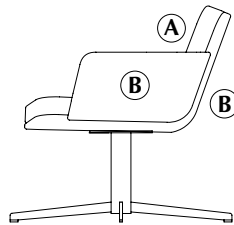
### 2 Select a finish [View finish details](#)

**Metal finish**  
MFW White. Additional metal finishes are available, see options.

### 3 Combination Fabrics [View finish details](#)



Front View




Side View

**DARRAN is pleased to offer customers the design freedom of combination fabrics. When using fabric, vinyl or leather combinations, pricing/yardage requirements will be as follows:**

**A Inside Seat** 2.25 yd(s).s  
**B Outside Back and Arms** 1.25 yd(s).

- When combining two materials of the same grade, pricing will be specified grade + 5%
- If combining two materials of different grades or leather/fabric combination, use the highest grade/price + 5%
- If using COM or COL, pricing will be COM or COL + 5%.
- If both COM + COL are used in combination, use COL + 5%.



[View statement of line](#)

## Product features.

- Seat and back utilizes high density ultra cell cushioning that conforms to individual's lumbar curvatures for adaptive support
- Upholstered seat, back and arms
- Carbon steel powdercoated base with a memory swivel
- Standard white blade metal base (optional black, silver)

## Options.

### PREMIUM FINISH OPTION

- Specify base metal finish color - \$160 per base
- MFB: Black, MFS: Silver

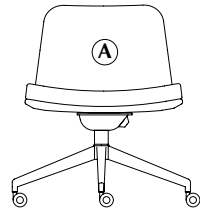
# Spire.

## Conference Lounge Chair Conference Chair

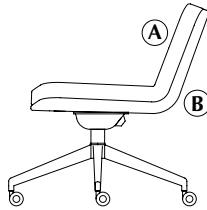
1 model	COM	COL	1	2	3	4	5	6	7	8	9	10	11/L1	12	13/L2
SPI2332NLC31	1285	1366	1378	1424	1470	1516	1562	1608	1654	1700	1746	1792	1838	1884	1976
W x D x H 27 x 26 x 31.5															
Arm Height: n/a															
Seat Height: 19-22"															
Inside Seat Depth: 18"															
Inside Seat Width: 22.5"															
			Upholstery Requirements Fabric yds: 2.5 Leather Sq. Ft.: 45 Carton Weight: 30												

### 2 Select a finish [View finish details](#)

### 3 Combination Fabrics [View finish details](#)



Front View

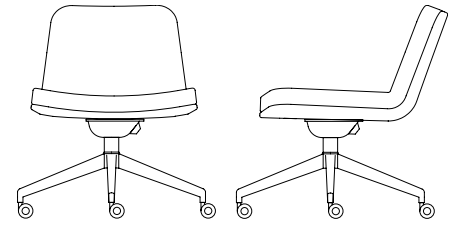


Side View

DARRAN is pleased to offer customers the design freedom of combination fabrics. When using fabric, vinyl or leather combinations, pricing/yardage requirements will be as follows:

**A** Inside Seat 1.25 yd(s).  
**B** Outside Back 1.25 yd(s).

- When combining two materials of the same grade, pricing will be specified grade + 5%
- If combining two materials of different grades or leather/fabric combination, use the highest grade/price + 5%
- If using COM or COL, pricing will be COM or COL + 5%.
- If both COM + COL are used in combination, use COL + 5%.



[View statement of line](#)

### Product features.

- 26" diameter polished aluminum base
- Seat and back utilizes high density ultra cell cushioning that conforms to individual's lumbar curvatures for adaptive support
- Knee Tilt Swivel w/ forward pivot point
- Large 60mm diameter casters are standard to promote increased mobility.
- Upholstered seat, back and arms

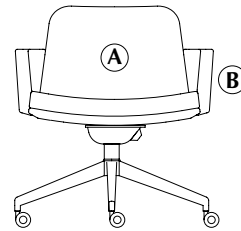
# Spire.

## Conference Lounge Chair Conference Chair W/ Arms

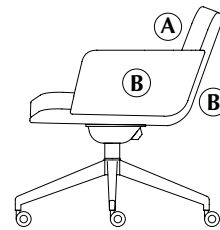
1 model	COM	COL	1	2	3	4	5	6	7	8	9	10	11/L1	12	13/L2
SPI2332ALC32	1598	1702	1728	1792	1856	1920	1984	2048	2112	2176	2240	2304	2368	2432	2560
W x D x H 24.5 x 26 x 29	Upholstery Requirements														
Arm Height:	Fabric yds: 3.5 Leather Sq. Ft.: 63														
Seat Height: 18-22"	Carton Weight: 30														
Inside Seat Depth: 18"															
Inside Seat Width: 22.5"															

### 2 Select a finish [View finish details](#)

### 3 Combination Fabrics [View finish details](#)



Front View

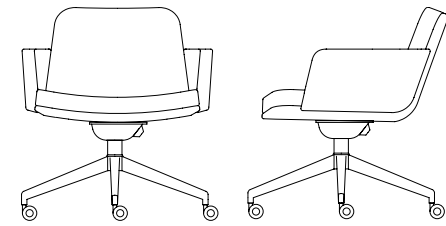


Side View

DARRAN is pleased to offer customers the design freedom of combination fabrics. When using fabric, vinyl or leather combinations, pricing/yardage requirements will be as follows:

**A** Inside Seat 2.25 yd(s).s  
**B** Outside Back and Arms 1.25 yd(s).

- When combining two materials of the same grade, pricing will be specified grade + 5%
- If combining two materials of different grades or leather/fabric combination, use the highest grade/price + 5%
- If using COM or COL, pricing will be COM or COL + 5%.
- If both COM + COL are used in combination, use COL + 5%.



[View statement of line](#)

## Product features.

- 26" diameter polished aluminum base
- Seat and back utilizes high density ultra cell cushioning that conforms to individual's lumbar curvatures for adaptive support
- Knee Tilt Swivel w/ forward pivot point
- Large 60mm diameter casters are standard to promote increased mobility.

## power & data options.

Salt & pepper power ports

Style Number

List Price



PDP01 Pepper (power)

\$95

PDP01 Salt (powered USB)

\$225

### Specifications

- › Pepper port includes 1 power plug
- › Salt port includes 2 power USB
- › Cord is 72" long
- › Spill-proof technology

Available: Boss, Spire



Pepper power pod



Salt powered USB




# Tablo price list



effective july 1, 2021

designed by michael wolk

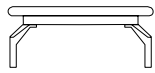


## Table of contents

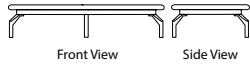
Statement of Line	
Fabric seat & leather program.....	1
Seating Specification.....	4
Finishes.....	6
Platforms.....	7
Cushion.....	10
Ottoman Platform.....	16
Ottoman Cushion.....	18
Platform - Ottoman.....	22
Seating Unit - Ottoman.....	23
Power and Data.....	32



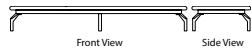
# Tablo statement of line



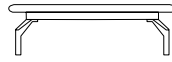
PAGE 7  
Platform - Bench



PAGE 8  
Platform - Bench



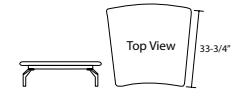
PAGE 9  
Platform - Bench



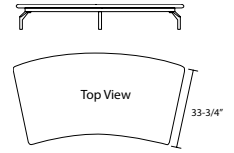
PAGE 10  
Platform - Seating Units (Cushion)



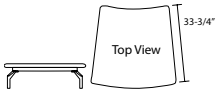
PAGE 11  
Platform - Seating Units (Cushion)



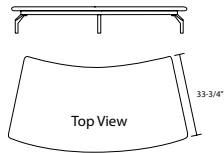
PAGE 12  
Platform - Inside Radius Seating Unit (Cushion)



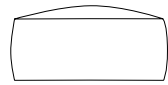
PAGE 13  
Platform - Inside Radius Seating Unit (Cushion)



PAGE 14  
Platform - Outside Radius Seating Unit (Cushion)



PAGE 15  
Platform - Outside Radius Seating Unit (Cushion)



PAGE 16  
Seating Unit - Bench



PAGE 17  
Seating Unit - Bench



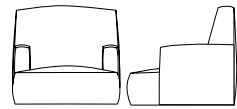
PAGE 18  
Seating Unit - Cushion



PAGE 19  
Seating Unit - Cushion



PAGE 20  
Seating Unit - Cushion



PAGE 21  
Seating Unit - Cushion



PAGE 22  
Platform - Ottoman



PAGE 23  
Seating Unit - Ottoman

## Tablo seating fabric & leather program

### Seating & fabric leather program

DARRAN has partnered with some of the most prestigious fabric suppliers of the office furniture industry to bring you quality fabrics that are engaging designs, environmentally friendly and durable for years to come. The majority of fabrics we have graded-in are in heavy supply making it most likely available on our Quickship however, we cannot guarantee stock. If you do not see the fabric you wish to include in a project, please contact our Factory to see if this pattern can be graded in at 800.334.7891.

### Fabrics & Leathers

Please visit our Seating Fabrics page at [darran.com/textilesleather](http://darran.com/textilesleather)

Camira  
[www.camirafabrics.com](http://www.camirafabrics.com)  
 800.334.789

Wollsdorf  
[www.wollsdorf.com](http://www.wollsdorf.com)  
 336.884.5005

CFStinson  
[www.cfstinson.com](http://www.cfstinson.com)  
 800.841.6279

Green Hides  
[www.greenhides.com](http://www.greenhides.com)  
 336.315.9720

DesignTex  
[www.designtex.com](http://www.designtex.com)  
 800.797.4949

Maharam  
[www.maharam.com](http://www.maharam.com)  
 800.645.3943

Momentum Textiles  
[www.momentumtextiles.com](http://www.momentumtextiles.com)  
 800.366.6839

Ultrafabrics  
[www.ultrafabricsinc.com](http://www.ultrafabricsinc.com)  
 800.334.7891

Application instructions must be specified on the purchase order or COM / COL submission form. In the absence of application instructions, DARRAN will apply materials accordingly.

### CAL117

All DARRAN seating products conform to California Technical Bulletin 117 as a minimum standard.

### CAL133

To meet the California Technical Bulletin 133 flammability regulation, a combination of proper materials must be used to pass, as it tests the fire resistance of a finished product. Flame resistant fabric, a fire blocker material and special foam must be used to pass CAL133 fire codes.

Testing is available for all seating products with the following fees and considerations:

- If laboratory certification is not required, any style can be manufactured to comply with California Technical Bulletin 133 for \$75 list per yard required. (Customer's Own Materials must factor in additional yardage requirements based on repeat.)
- The purchase order must clearly indicate the requirement of California Technical Bulletin 133
- If laboratory California Technical Bulletin 133 certification is required, the cost of testing a chair is \$820 NET, plus the cost of the chair and covering material.
- An additional lead time of 4 to 6 weeks is required for testing for CAL133.
- Once testing is completed, we will provide a certification letter specific to the sample tested for CAL133.
- DARRAN's manufacturing procedures for California TB 133 compliance are based on the testing of representative style with specific fabrics. Please contact Customer Service for an updated list of tested models.
- A copy of test certification is available upon request.

## Tablo seating fabric & leather program

### Combination fabrics

DARRAN is pleased to offer customers the design freedom of combination fabrics. When using fabric, vinyl or leather combinations, pricing will be as follows:

- When combining two materials of the same grade, pricing will be specified grade + 5%.
- If combining two materials of different grades or leather/ fabric combination, use the highest grade/price + 5%.
- If using COM or COL, pricing will be COM or COL + 5%. If both COM + COL are used in combination, use COL + 5%

### COM/COL ordering instructions

Please complete the COM Submission Form prior to ordering the fabric from the supplier. All COM fabrics must be approved prior to order submission. Please refer to our website or contact DARRAN Seating Customer Service for an updated list of preapproved COM fabrics. Application instructions must be specified on the purchase order or COM/COL submission form. In the absence of application instructions, DARRAN will apply materials in the best manner and cannot be held responsible for tailoring or application objections after upholstering. COM orders will be scheduled for production after receipt of the material. Packages must be clearly marked and the fabric must be first quality, continuous yardage.

### COM/COL yardage requirements

The yardage requirements stated in this price list for each style are calculated using 54" wide, non-directional fabrics. For fabrics with a different width or for patterns with repeats, please refer to the below chart to calculate the additional percent of fabric required:

Fabric Width	Plain Fabric	2" - 14" Repeat	15" - 19" Repeat	20" - 27" Repeat	28" - 36" Repeat
54"	0	15%	20%	25%	30%
53"	6%	19%	24%	28%	36%
52"	13%	23%	28%	33%	38%
51"	19%	26%	31%	36%	41%
50"	25%	30%	35%	40%	45%
49"	30%	35%	40%	45%	50%
48"	35%	40%	45%	50%	55%
47"	45%	50%	55%	58%	65%

## Tablo seating fabric & leather program

NOTE: Prior To Completion Of This Form, Please Refer To Our Graded In Materials Program For Preapproved Fabrics/Leathers.

### COM/COL Approval

DARRAN Furniture Industries  
 2402 Shore Street, High Point, NC 27263  
 ATTN: Seating Division / COM/COL Approval  
 TAG: DARRAN Purchase Order Number

### Shipping approved COM/COL materials

DARRAN Furniture Industries  
 2402 Shore Street, High Point, NC 27263  
 ATTN: Seating Division / COM/COL Approval  
 TAG: DARRAN Purchase Order Number

Please complete this form, attach a 6" x 6" sample and mail to the COM/COL APPROVAL address shown above.  
 This form can also be downloaded from our website at [www.darran.com/leathers](http://www.darran.com/leathers) OR [www.darran.com/fabrics](http://www.darran.com/fabrics)

Purchase Order # \_\_\_\_\_  
 Dealer's Name \_\_\_\_\_  
 Contact \_\_\_\_\_  
 Address \_\_\_\_\_  
 Telephone \_\_\_\_\_  
 Email \_\_\_\_\_  
 Chair Style \_\_\_\_\_  
 Manufacturer \_\_\_\_\_  
 Pattern Name \_\_\_\_\_  
 Pattern Color \_\_\_\_\_  
 Content \_\_\_\_\_  
 Repeat \_\_\_\_\_

Please specify any special requirements and check the application above.

\_\_\_\_\_  
 \_\_\_\_\_  
 \_\_\_\_\_

ATTACH 6" X 6" FABRIC/LEATHER SAMPLE HERE


**NOTE**

Actual Fabric/Leather samples needed instead of digital images. If digital images are sent in lieu of samples, DARRAN will only verify the pattern and will not take responsibility for color variances that cannot be verified due to printing restrictions


In the absence of application instructions, DARRAN will apply the material in the best manner and cannot be held responsible for tailoring or application objections after upholstering.

Unless otherwise instructed on the purchase order, excess COM materials will be recycled at the discretion of DARRAN after six months of the original product ship date.

The COM approval solely pertains to the application of the fabric onto the specified DARRAN seating product. DARRAN's approval or acceptance does not constitute any responsibility or warranty to the overall appearance, durability, flammability, defects, dye lot variations or colorfastness of the COM. It is the customer's responsibility to ensure the COM meets CAL 117 compliance and are first quality continuous goods.




**RAILROAD**



**SETUP**


# Tablo seating specification



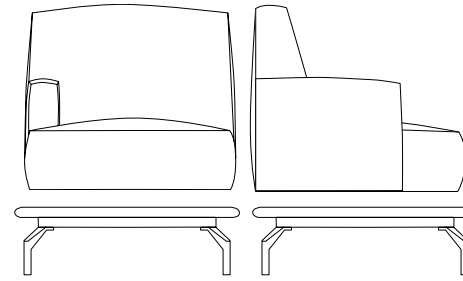
- Seats and back are webbed to enhance comfort, sustainability and endurance
- Cushions are 9.25" height, including 4" top cushion foam
- 1-1/4" Veneer platform
- Polished aluminum legs

\*Platform and cushion are field installed


MEASUREMENTS STATED BELOW ARE OVERALL DIMENSIONS INCLUDING PLATFORM.



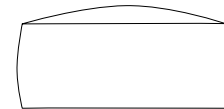
**ARMLESS**  
 Width = 33-3/4"  
 Depth = 33-3/4"  
 Height = 33"  
 Seat Width = 31-3/4"  
 Seat Depth = 21"  
 Seat Height = 17-3/4"



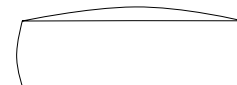
**ONE ARM CHAIR CUSHION**  
 Width = 33-3/4"  
 Depth = 33-3/4"  
 Height = 33"  
 Seat Width = 26-3/4"  
 Seat Depth = 21"  
 Seat Height = 17-3/4"  
 Arm Height: 22" from floor



**LOUNGE CHAIR CUSHION**  
 Width = 33-3/4"  
 Depth = 33-3/4"  
 Height = 33"  
 Seat Width = 20-3/4"  
 Seat Depth = 21"  
 Seat Height = 17-3/4"  
 Arm Height: 22" from floor




**19-1/2" ONE SEAT BENCH CUSHION**  
 Width = 19-1/2"  
 Depth = 19-1/2"  
 Height = 34"




**31-1/2" ONE SEAT BENCH CUSHION**  
 Width = 31-1/2"  
 Depth = 31-1/2"  
 Height = 34"

# Tablo seating specification

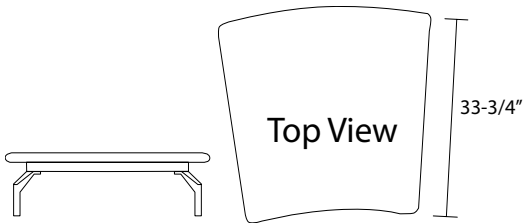
Heights stated below are platform height without cushion



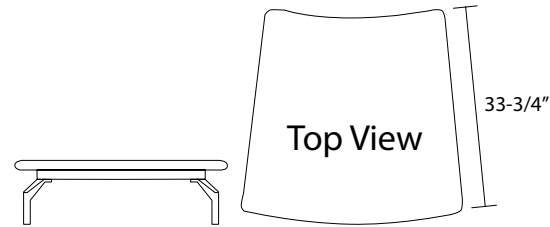
21-3/4" DEPTH PLATFORM - BENCH  
 Width = 21-3/4", 42-1/4", 62-3/4"  
 Depth = 21-3/4"  
 Height = 8-1/2"



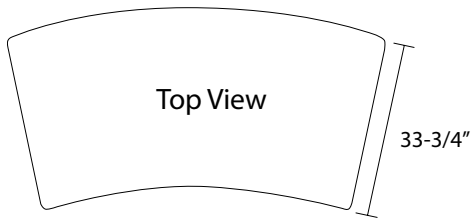
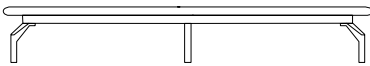
33-3/4" DEPTH PLATFORM - SEATING UNIT  
 Width = 33-3/4", 66-1/4"  
 Depth = 33-3/4"  
 Height = 8-1/2"



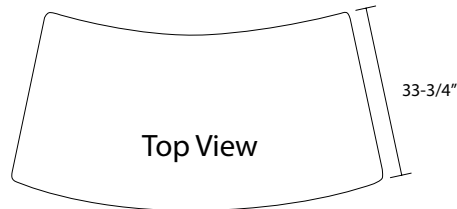
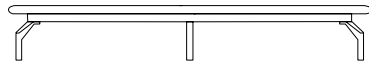
15 DEGREE INSIDE RADIUS PLATFORM  
 Width = 42-1/2"  
 Depth = 35-1/2"  
 Height = 8-1/2"



15 DEGREE OUTSIDE RADIUS PLATFORM  
 Width = 42-1/2"  
 Depth = 35-1/2"  
 Height = 8-1/2"



30 DEGREE INSIDE RADIUS PLATFORM  
 Width = 94-1/2"  
 Depth = 39"  
 Height = 8-1/2"



30 DEGREE OUTSIDE RADIUS PLATFORM  
 Width = 94-1/2"  
 Depth = 39"  
 Height = 8-1/2"

## Tablo finishes | specifications

WLA Lofty Ash  
 WAC Amber Cherry  
 WRC Caramel Cherry  
 WIC Crimson Cherry  
 WEC Ebony  
 WHC Honey Cherry  
 WOC Koko Cherry  
 WAM Alabaster Maple  
 WCM Clear Maple  
 WWM Wheat Maple  
 WBO Blush Oak  
 WMO Mocha Oak  
 WSO Salted Oak  
 WEW Executive Walnut  
 WGW Gunstock Walnut  
 WBW Henna Walnut  
 WSW Smokey Walnut  
 WNW Natural Walnut  
 TBCO Baby's Cheek  
 TBSW Brown Sugar  
 TOBW Organic Brown  
 TSTV Studio Teak  
 TSMV Seattle Mist  
 TSLV Skyline  
 WWP Designer White Paint

Send 3x3 or larger finish chip for color match. Custom finish upcharge is 3% or \$250 Net (whichever is greater).

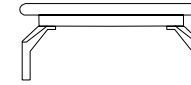
### Finish

ENVI-CT Green Certified European Technology Coatings Finish.

Frames are constructed of kiln-dried European beech and coordinate with all DARRAN casegood finishes.

Tablo.

Platform - Bench  
21 3/4" Depth One Seat Bench Platform



[View statement of line](#)

1 Select a model w" x d" x h"	weight	Standard Veneer Top Standard Veneer Chassis		Premium Veneer Top Premium Veneer Chassis		High Pressure Laminate Top Veneer Chassis	Thermally Fused Laminate Top Thermally Fused Laminate Chassis
		<b>Platform Bench For Cushion</b> 21.75 x 21.75 x 8.5 25	TAB2121RPT01	707	TAB2121RPT01P	778	"G" Option N/A
<b>Platform Bench Used as Table</b> 21.75 x 21.75 x 8.5 35	TAB2121RPT00	707	TAB2121RPT00P	778	"G" Option N/A	"M" Option N/A	
<b>*Cushion not included</b>							
2 Select a finish <a href="#">View finish details</a>	WLA	WEW	TBCO				
	WAC	WGW	TBSW				
	WRC	WBW	TSTV				
	WIC	WSW	TSMV				
	WEC	WNW	TSLV				
	WHC	WWP	TOBW				
	WOC		WBO				
	WAM		WMO				
	WCM		WSO				
	WWM						
3 Select a edge <a href="#">View edge details</a>	Edge		Edge				
	N/A		N/A				
4 Select hardware <a href="#">View hardware details</a>	Hardware		Hardware				
	N/A		N/A				

Product features.

- 1 1/4" Platform
- Polished Aluminum legs
- Platforms for a cushion feature a route to reduce unit weight

NOTES

- If platform for cushion is desired, use with 19-1/2" bench cushion
- Power Options not available on Platform for Cushion
- Cushions (ordered separately) attach to platform with 4 bolts (Field Assembly Required). Cushions are reversible on platform.
- Each flush cut option reduces the platform width 5/8"

Options.

FLUSH CUT

- FC-B: Flush Unit Both Sides(Facing) for Ganging - \$100
- FC-L: Flush Unit Left (Facing) for Ganging - \$100
- FC-R: Flush Unit Right(Facing) for Ganging - \$100

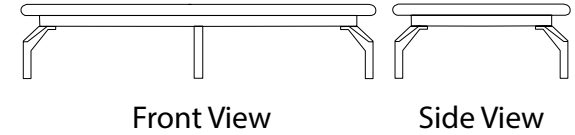
POWER

- AirCharge offers a convenient way to charge any Qi compatible smart-phone or device without the need to carry charging cables or find an available power outlet.
- ACWG: AirCharge Wireless Grommet - \$195
- Cove Power Pod (Linking/Non-Linking)
- PD-COVE: Non-Linking Rectangle Power Unit - \$550, For Table Top
- COV-DCH: Hardwire Infeed, 1 Linking Cove unit - \$710
- COV-DCP: Plug Infeed, 1 Linking Cove unit - \$800
- COV-DCL: Additional Units (includes 1 Linking Cove unit + 72" jumpers) - \$575



**Tablo.**

Platform - Bench  
21 3/4" Depth Two Seat Bench Platform



*View statement of line*

1 Select a model w" x d" x h"	weight	Standard Veneer Top		Premium Veneer Top		High Pressure Laminate Top		Thermally Fused Laminate Top	
		Standard Veneer Chassis		Premium Veneer Chassis		Veneer Chassis		Thermally Fused Laminate Chassis	
<b>Platform Bench For Left Facing Cushion</b>									
42.25 x 21.75 x 8.5	45	TAB4221RPT02	1091	TAB4221RPT02P	1201	"G" Option N/A		"M" Option N/A	
<b>Platform Bench For Right Facing Cushion</b>									
42.25 x 21.75 x 8.5	45	TAB4221RPT03	1091	TAB4221RPT03P	1201	"G" Option N/A		"M" Option N/A	
<b>Platform Bench For Left &amp; Right Facing Cushion</b>									
42.25 x 21.75 x 8.5	40	TAB4221RPT05	1447	TAB4221RPT05P	1592	"G" Option N/A		"M" Option N/A	
<b>Platform Bench Used as Table Platform</b>									
42.25 x 21.75 x 8.5	55	TAB4221RPT00	1447	TAB4221RPT00P	1592	"G" Option N/A		"M" Option N/A	
<b>*Cushion not included</b>									
2 Select a finish <i>View finish details</i>		WLA	WEW	TBCO					
		WAC	WGW	TBSW					
		WRC	WBW	TSTV					
		WIC	WSW	TSMV					
		WEC	WNW	TSLV					
		WHC	WWP	TOBW					
		WOC		WBO					
		WAM		WMO					
3 Select a edge <i>View edge details</i>		WCM		WSO					
		WWM							
		Edge		Edge					
	N/A		N/A						
4 Select hardware <i>View hardware details</i>		Hardware		Hardware					
		N/A		N/A					

**Product features.**

- 1 1/4" Platform
- Polished Aluminum legs
- Platforms for a cushion feature a route to reduce unit weight

**NOTES**

- If platform for cushion is desired, use with 19-1/2" bench cushion
- AirCharge not available on TAB4221RPT05
- Cushions (ordered separately) attach to platform with 4 bolts (Field Assembly Required). Cushions are reversible on platform.
- Center leg is a black recessed support
- Each flush cut option reduces the platform width 5/8"

**Options.**

**FLUSH CUT**

- FC-B: Flush Unit Both Sides(Facing) for Ganging - \$100
- FC-L: Flush Unit Left (Facing) for Ganging - \$100
- FC-R: Flush Unit Right(Facing) for Ganging - \$100

**POWER**

- AirCharge offers a convenient way to charge any Qi compatible smart-phone or device without the need to carry charging cables or find an available power outlet.
- ACWG: AirCharge Wireless Grommet - \$195
  - Cove Power Pod (Linking/Non-Linking)
  - PD-COVE: Non-Linking Rectangle Power Unit - \$550, For Table Top
  - COV-DCH: Hardwire Infeed, 1 Linking Cove unit - \$710
  - COV-DCP: Plug Infeed, 1 Linking Cove unit - \$800
  - COV-DCL: Additional Units (includes 1 Linking Cove unit + 72" jumpers) - \$575

**Tablo.**

Platform - Bench  
21 3/4" Depth Three Seat Bench Platform



1 Select a model w" x d" x h"	weight	Standard Veneer Top		Premium Veneer Top		High Pressure Laminate Top		Thermally Fused Laminate Top	
		Standard Veneer Chassis		Premium Veneer Chassis		Veneer Chassis		Thermally Fused Laminate Chassis	
<b>Platform Bench For Left Facing Cushion</b>									
62.75 x 21.75 x 8.5	70	TAB6221RPT02	1447	TAB6221RPT02P	1591	"G" Option N/A		"M" Option N/A	
<b>Platform Bench For Platform for Center Cushion</b>									
62.75 x 21.75 x 8.5	70	TAB6221RPT04	1447	TAB6221RPT04P	1591	"G" Option N/A		"M" Option N/A	
<b>Platform Bench For Right Facing Cushion</b>									
62.75 x 21.75 x 8.5	70	TAB6221RPT03	1447	TAB6221RPT03P	1591	"G" Option N/A		"M" Option N/A	
<b>Platform Bench For Left &amp; Center Facing Cushion</b>									
62.75 x 21.75 x 8.5	60	TAB6221RPT06	1447	TAB6221RPT06P	1591	"G" Option N/A		"M" Option N/A	
<b>Platform Bench For Center &amp; Right Facing Cushion</b>									
62.75 x 21.75 x 8.5	60	TAB6221RPT07	1477	TAB6221RPT07P	1591	"G" Option N/A		"M" Option N/A	
<b>Platform Bench For Left &amp; Right Facing Cushion</b>									
62.75 x 21.75 x 8.5	60	TAB6221RPT05	1447	TAB6221RPT05P	1591	"G" Option N/A		"M" Option N/A	
<b>Platform Bench For Left, Center &amp; Right Facing Cushion</b>									
62.75 x 21.75 x 8.5	50	TAB6221RPT08	1447	TAB6221RPT08P	1591	"G" Option N/A		"M" Option N/A	
<b>Platform Bench Used as Table Platform</b>									
62.75 x 21.75 x 8.5	80	TAB6221RPT00	1447	TAB6221RPT00P	1591	"G" Option N/A		"M" Option N/A	
2 Select a finish <i>View finish details</i>		WLA	WEW	TBCO					
		WAC	WGW	TBSW					
		WRC	WBW	TSTV					
		WIC	WSW	TSMV					
		WEC	WNW	TSLV					
		WHC	WWP	TOBW					
		WOC		WBO					
		WAM		WMO					
		WCM		WSO					
		WWM							
3 Select a edge <i>View edge details</i>		Edge		Edge					
		N/A		N/A					
4 Select hardware <i>View hardware details</i>		Hardware		Hardware					
		N/A		N/A					

*View statement of line*

**Product features.**

- 1 1/4" Platform
- Polished Aluminum legs
- Platforms for a cushion feature a route to reduce unit weight

**NOTES**

- If platform for cushion is desired, use with 19-1/2" bench cushion
- AirCharge not available TAB6221RPT08
- Cushions (ordered separately) attach to platform with 4 bolts (Field Assembly Required). Cushions are reversible on platform.
- Center leg is a black recessed support
- Each flush cut option reduces the platform width 5/8"

**Options.**

**FLUSH CUT**


- FC-B: Flush Unit Both Sides(Facing) for Ganging - \$100
- FC-L: Flush Unit Left (Facing) for Ganging - \$100
- FC-R: Flush Unit Right(Facing) for Ganging - \$100

**POWER**

- AirCharge offers a convenient way to charge any Qi compatible smart-phone or device without the need to carry charging cables or find an available power outlet.
- ACWG: AirCharge Wireless Grommet - \$195
  - Cove Power Pod (Linking/Non-Linking)
  - PD-COVE: Non-Linking Rectangle Power Unit - \$550, For Table Top
  - COV-DCH: Hardwire Infeed, 1 Linking Cove unit - \$710
  - COV-DCP: Plug Infeed, 1 Linking Cove unit - \$800
  - COV-DCL: Additional Units (includes 1 Linking Cove unit + 72" jumpers) - \$575

Tablo.

Platform - Seating Units (Cushion)  
33 3/4" Depth One Seat Platform



[View statement of line](#)

1 Select a model w" x d" x h"	weight	Standard Veneer Top Standard Veneer Chassis		Premium Veneer Top Premium Veneer Chassis		High Pressure Laminate Top Veneer Chassis		Thermally Fused Laminate Top Thermally Fused Laminate Chassis	
		<b>Platform Seating Unit For Cushion</b> 33.75 x 33.75 x 8.5 50		TAB3333RPT01	1064	TAB3333RPT01P	1171	"G" Option N/A	
<b>Platform Seating Unit Used as Table</b> 33.75 x 33.75 x 8.5 60		TAB3333RPT00	1064	TAB3333RPT00P	1171	"G" Option N/A		"M" Option N/A	
<b>*Cushion not included</b>									
2 Select a finish <a href="#">View finish details</a>		WLA	WEW	TBCO					
		WAC	WGW	TBSW					
		WRC	WBW	TSTV					
		WIC	WSW	TSMV					
		WEC	WNW	TSLV					
		WHC	WWP	TOBW					
		WOC		WBO					
		WAM		WMO					
		WCM		WSO					
		WWM							
3 Select a edge <a href="#">View edge details</a>		Edge		Edge					
		N/A		N/A					
4 Select hardware <a href="#">View hardware details</a>		Hardware		Hardware					
		N/A		N/A					

Product features.

- 1 1/4" Platform
- Polished Aluminum legs
- Platforms for a cushion feature a route to reduce unit weight

NOTES

- If platform for cushion is desired, use with 31-1/2" chair or 31-1/2" cushion
- AirCharge not available on Platform for Cushion
- Cushions (ordered separately) attach to platform with 4 bolts (Field Assembly Required). Cushions are reversible on platform.
- Each flush cut option reduces the platform width 5/8"

Options.

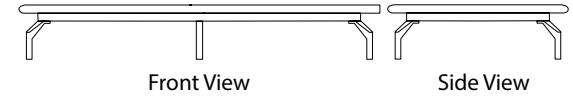
FLUSH CUT

- FC-B: Flush Unit Both Sides(Facing) for Ganging - \$100
- FC-L: Flush Unit Left (Facing) for Ganging - \$100
- FC-R: Flush Unit Right(Facing) for Ganging - \$100

POWER

- AirCharge offers a convenient way to charge any Qi compatible smart-phone or device without the need to carry charging cables or find an available power outlet.
- ACWG: AirCharge Wireless Grommet - \$195
  - Cove Power Pod (Linking/Non-Linking)
  - PD-COVE: Non-Linking Rectangle Power Unit - \$550, For Table Top
  - COV-DCH: Hardwire Infeed, 1 Linking Cove unit - \$710
  - COV-DCP: Plug Infeed, 1 Linking Cove unit - \$800
  - COV-DCL: Additional Units (includes 1 Linking Cove unit + 72" jumpers) - \$575

**Tablo.**  
Platform - Seating Units (Cushion)  
33 3/4" Depth Two Seat Platform



1 Select a model w" x d" x h"		weight	Standard Veneer Top Standard Veneer Chassis	Premium Veneer Top Premium Veneer Chassis	High Pressure Laminate Top Veneer Chassis	Thermally Fused Laminate Top Thermally Fused Laminate Chassis	
<b>Platform Seating Unit For Left Facing Cushion</b>							
66.25 x 33.75 x 8.5	95	TAB6633RPT02	1898	TAB6633RPT02P	2088	"G" Option N/A	"M" Option N/A
<b>Platform Seating Unit For Right Facing Cushion</b>							
66.25 x 33.75 x 8.5	95	TAB6633RPT03	1898	TAB6633RPT03P	2088	"G" Option N/A	"M" Option N/A
<b>Platform Seating Unit For Left &amp; Right Facing Cushion</b>							
66.25 x 33.75 x 8.5	85	TAB6633RPT05	1898	TAB6633RPT05P	2088	"G" Option N/A	"M" Option N/A
<b>Platform Seating Unit Used as Table Platform</b>							
66.25 x 33.75 x 8.5	105	TAB6633RPT00	1898	TAB6633RPT00P	2088	"G" Option N/A	"M" Option N/A
*Cushion not included							
2 Select a finish <i>View finish details</i>							
		WLA	WEW	TBCO			
		WAC	WGW	TBSW			
		WRC	WBW	TSTV			
		WIC	WSW	TSMV			
		WEC	WNW	TSLV			
		WHC	WWP	TOBW			
		WOC		WBO			
		WAM		WMO			
		WCM		WSO			
		WWM					
3 Select a edge <i>View edge details</i>							
		Edge		Edge			
		N/A		N/A			
4 Select hardware <i>View hardware details</i>							
		Hardware		Hardware			
		N/A		N/A			

*View statement of line*

## Product features.

- 1 1/4" Platform
- Polished Aluminum legs
- Platforms for a cushion feature a route to reduce unit weight

### NOTES

- If platform for cushion is desired, use with 31-1/2" chair or 31-1/2" cushion
- AirCharge not available on TAB6633RPT05
- Cushions (ordered separately) attach to platform with 4 bolts (Field Assembly Required). Cushions are reversible on platform.
- Center leg is a black recessed support
- Each flush cut option reduces the platform width 5/8"

## Options.

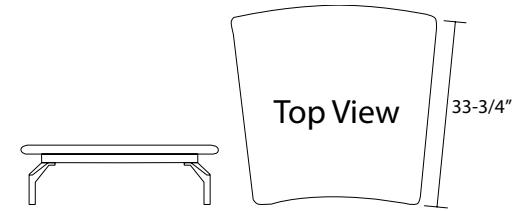
### FLUSH CUT

- FC-B: Flush Unit Both Sides(Facing) for Ganging - \$100
- FC-L: Flush Unit Left (Facing) for Ganging - \$100
- FC-R: Flush Unit Right(Facing) for Ganging - \$100

### POWER

- AirCharge offers a convenient way to charge any Qi compatible smart-phone or device without the need to carry charging cables or find an available power outlet.
- ACWG: AirCharge Wireless Grommet - \$195
- Cove Power Pod (Linking/Non-Linking)
- PD-COVE: Non-Linking Rectangle Power Unit - \$550, For Table Top
- COV-DCH: Hardwire Infeed, 1 Linking Cove unit - \$710
- COV-DCP: Plug Infeed, 1 Linking Cove unit - \$800
- COV-DCL: Additional Units (includes 1 Linking Cove unit + 72" jumpers) - \$575

**Tablo.**  
Platform - Inside Radius Seating Unit (Cushion)  
15 Degree Inside Radius Platform



View statement of line

1 Select a model w" x d" x h"	weight	Standard Veneer Top Standard Veneer Chassis		Premium Veneer Top Premium Veneer Chassis		High Pressure Laminate Top Veneer Chassis	Thermally Fused Laminate Top Thermally Fused Laminate Chassis
		<b>Platform Seating Unit For Cushion</b>					
42.5 x 35.5 x 8.5	60	TAB4236ISP01	1203	TAB4236ISP01P	1324	"G" Option N/A	"M" Option N/A
<b>Platform Seating Unit Used as Table</b>							
42.5 x 35.5 x 8.5	70	TAB4236ISP00	1203	TAB4236ISP00P	1324	"G" Option N/A	"M" Option N/A
<b>*Cushion not included</b>							
2 Select a finish <i>View finish details</i>		WLA	WEW	TBCO			
		WAC	WGW	TBSW			
		WRC	WBW	TSTV			
		WIC	WSW	TSMV			
		WEC	WNW	TSLV			
		WHC	WWP	TOBW			
		WOC		WBO			
		WAM		WMO			
		WCM		WSO			
		WWM					
3 Select a edge <i>View edge details</i>		Edge		Edge			
		N/A		N/A			
4 Select hardware <i>View hardware details</i>		Hardware		Hardware			
		N/A		N/A			

**Product features.**

- 1 1/4" Platform
- Polished Aluminum legs
- Platforms for a cushion feature a route to reduce unit weight

**NOTES**

- If platform for cushion is desired, use with 31-1/2" chair or 31-1/2" cushion
- AirCharge not available on Platform for Cushion
- Cushions (ordered separately) attach to platform with 4 bolts (Field Assembly Required). Cushions are reversible on platform.
- Each flush cut option reduces the platform width 5/8"

**Options.**

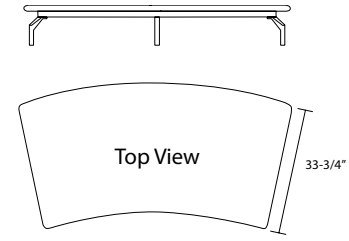
**FLUSH CUT**

- FC-B: Flush Unit Both Sides(Facing) for Ganging - \$100
- FC-L: Flush Unit Left (Facing) for Ganging - \$100
- FC-R: Flush Unit Right(Facing) for Ganging - \$100

**POWER**

- AirCharge offers a convenient way to charge any Qi compatible smart-phone or device without the need to carry charging cables or find an available power outlet.
- ACWG: AirCharge Wireless Grommet - \$195
  - Cove Power Pod (Linking/Non-Linking)
  - PD-COVE: Non-Linking Rectangle Power Unit - \$550, For Table Top
  - COV-DCH: Hardwire Infeed, 1 Linking Cove unit - \$710
  - COV-DCP: Plug Infeed, 1 Linking Cove unit - \$800
  - COV-DCL: Additional Units (includes 1 Linking Cove unit + 72" jumpers) - \$575

**Tablo.** Platform - Inside Radius Seating Unit (Cushion)  
30 Degree Inside Radius Platform



1 Select a model w" x d" x h"	weight	Standard Veneer Top	Premium Veneer Top	High Pressure Laminate Top	Thermally Fused Laminate Top
		Standard Veneer Chassis	Premium Veneer Chassis	Veneer Chassis	Thermally Fused Laminate Chassis
<b>Platform Seating Unit For Left Facing Cushion</b> 94.5 x 39 x 8.5	105	TAB9539ISP02 2203	TAB9539ISP02P 2424	"G" Option N/A	"M" Option N/A
<b>Platform Seating Unit For Right Facing Cushion</b> 94.5 x 39 x 8.5	105	TAB9539ISP03 2203	TAB9539ISP03P 2424	"G" Option N/A	"M" Option N/A
<b>Platform Seating Unit For Left &amp; Right Facing Cushion</b> 94.5 x 39 x 8.5	95	TAB9539ISP05 2203	TAB9539ISP05P 2424	"G" Option N/A	"M" Option N/A
<b>Platform Seating Unit Used as Table Platform</b> 94.5 x 39 x 8.5	115	TAB9539ISP00 2203	TAB9539ISP00P 2424	"G" Option N/A	"M" Option N/A
<b>*Cushion not included</b>					
2 Select a finish <i>View finish details</i>	WLA	WEW	TBCO		
	WAC	WGW	TBSW		
	WRC	WBW	TSTV		
	WIC	WSW	TSMV		
	WEC	WNW	TSLV		
	WHC	WWP	TOBW		
	WOC		WBO		
	WAM		WMO		
3 Select a edge <i>View edge details</i>	WCM		WSO		
	WWM			Edge	
				N/A	
4 Select hardware <i>View hardware details</i>	Hardware		Hardware		
	N/A		N/A		

*View statement of line*

## Product features.

- 1 1/4" Platform
- Polished Aluminum legs
- Platforms for a cushion feature a route to reduce unit weight

### NOTES

- If platform for cushion is desired, use with 31-1/2" chair or 31-1/2" cushion
- AirCharge not available on TAB9539ISP05
- Cushions (ordered separately) attach to platform with 4 bolts (Field Assembly Required). Cushions on 30 degree radius platform are NOT reversible.
- Center leg is a black recessed support
- Each flush cut option reduces the platform width 5/8"

## Options.

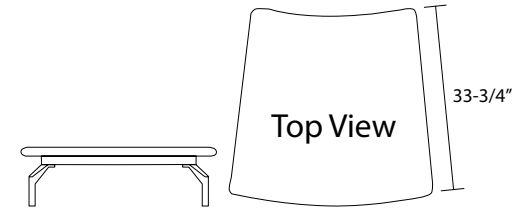
### FLUSH CUT

- FC-B: Flush Unit Both Sides(Facing) for Ganging - \$100
- FC-L: Flush Unit Left (Facing) for Ganging - \$100
- FC-R: Flush Unit Right(Facing) for Ganging - \$100

### POWER

- AirCharge offers a convenient way to charge any Qi compatible smart-phone or device without the need to carry charging cables or find an available power outlet.
- ACWG: AirCharge Wireless Grommet - \$195
  - Cove Power Pod (Linking/Non-Linking)
  - PD-COVE: Non-Linking Rectangle Power Unit - \$550, For Table Top
  - COV-DCH: Hardwire Infeed, 1 Linking Cove unit - \$710
  - COV-DCP: Plug Infeed, 1 Linking Cove unit - \$800
  - COV-DCL: Additional Units (includes 1 Linking Cove unit + 72" jumpers) - \$575

**Tablo.**  
Platform - Outside Radius Seating Unit (Cushion)  
15 Degree Outside Radius Platform



*View statement of line*

1 Select a model w" x d" x h"	weight	Standard Veneer Top Standard Veneer Chassis		Premium Veneer Top Premium Veneer Chassis		High Pressure Laminate Top Veneer Chassis	Thermally Fused Laminate Top Thermally Fused Laminate Chassis
		<b>Platform Seating Unit For Cushion</b>					
42.5 x 35.5 x 8.5	60	TAB4236OSP01	1203	TAB4236OSP01P	1324	"G" Option N/A	"M" Option N/A
<b>Platform Seating Unit Used as Table</b>							
42.5 x 35.5 x 8.5	70	TAB4236OSP00	1203	TAB4236OSP00P	1324	"G" Option N/A	"M" Option N/A
<b>*Cushion not included</b>							
<b>2 Select a finish</b> <i>View finish details</i>		WLA	WEW	TBCO			
		WAC	WGW	TBSW			
		WRC	WBW	TSTV			
		WIC	WSW	TSMV			
		WEC	WNW	TSLV			
		WHC	WWP	TOBW			
		WOC		WBO			
		WAM		WMO			
		WCM		WSO			
		WWM					
<b>3 Select a edge</b> <i>View edge details</i>		Edge		Edge			
		N/A		N/A			
<b>4 Select hardware</b> <i>View hardware details</i>		Hardware		Hardware			
		N/A		N/A			

## Product features.

- 1 1/4" Platform
- Polished Aluminum legs
- Platforms for a cushion feature a route to reduce unit weight

### NOTES

- If platform for cushion is desired, use with 31-1/2" chair or 31-1/2" cushion
- AirCharge not available on Platform for Cushion
- Cushions (ordered separately) attach to platform with 4 bolts (Field Assembly Required). Cushions are reversible on platform.
- Each flush cut option reduces the platform width 5/8"

## Options.

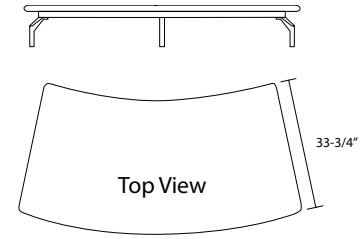
### FLUSH CUT

- FC-B: Flush Unit Both Sides(Facing) for Ganging - \$100
- FC-L: Flush Unit Left (Facing) for Ganging - \$100
- FC-R: Flush Unit Right(Facing) for Ganging - \$100

### POWER

- AirCharge offers a convenient way to charge any Qi compatible smart-phone or device without the need to carry charging cables or find an available power outlet.
- ACWG: AirCharge Wireless Grommet - \$195
  - Cove Power Pod (Linking/Non-Linking)
  - PD-COVE: Non-Linking Rectangle Power Unit - \$550, For Table Top
  - COV-DCH: Hardwire Infeed, 1 Linking Cove unit - \$710
  - COV-DCP: Plug Infeed, 1 Linking Cove unit - \$800
  - COV-DCL: Additional Units (includes 1 Linking Cove unit + 72" jumpers) - \$575

**Tablo.** Platform - Outside Radius Seating Unit (Cushion)  
30 Degree Outside Radius Platform



*View statement of line*

1 Select a model w" x d" x h"	weight	Standard Veneer Top Standard Veneer Chassis		Premium Veneer Top Premium Veneer Chassis		High Pressure Laminate Top Veneer Chassis		Thermally Fused Laminate Top Thermally Fused Laminate Chassis	
		<b>Platform Seating Unit For Left Facing Cushion</b> 94.5 x 39 x 8.5    105    TAB9539OSP02    2203 <b>Platform Seating Unit For Right Facing Cushion</b> 94.5 x 39 x 8.5    105    TAB9539OSP03    2203 <b>Platform Seating Unit For Left &amp; Right Facing Cushion</b> 94.5 x 39 x 8.5    95    TAB9539OSP05    2203 <b>Platform Seating Unit Used as Table Platform</b> 94.5 x 39 x 8.5    115    TAB9539OSP00    2203 *Cushion not included							
<b>2 Select a finish</b> <i>View finish details</i>		WLA    WEW WAC    WGW WRC    WBW WIC    WSW WEC    WNW WHC    WWP WOC WAM WCM WWM		TBCO TBSW TSTV TSMV TSLV TOBW WBO WMO WSO					
<b>3 Select a edge</b> <i>View edge details</i>		Edge N/A		Edge N/A					
<b>4 Select hardware</b> <i>View hardware details</i>		Hardware N/A		Hardware N/A					

**Product features.**

- 1 1/4" Platform
- Polished Aluminum legs
- Platforms for a cushion feature a route to reduce unit weight

**NOTES**

- If platform for cushion is desired, use with 31-1/2" chair or 31-1/2" cushion
- AirCharge not available on TAB9539OSP05
- Cushions (ordered separately) attach to platform with 4 bolts (Field Assembly Required). Cushions on 30 Degree radius platform are NOT reversible.
- Center leg is a black recessed support
- Each flush cut option reduces the platform width 5/8"

**Options.**

**FLUSH CUT**

- FC-B: Flush Unit Both Sides(Facing) for Ganging - \$100
- FC-L: Flush Unit Left (Facing) for Ganging - \$100
- FC-R: Flush Unit Right(Facing) for Ganging - \$100

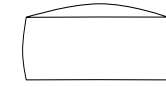
**POWER**

- AirCharge offers a convenient way to charge any Qi compatible smart-phone or device without the need to carry charging cables or find an available power outlet.
- ACWG: AirCharge Wireless Grommet - \$195
  - Cove Power Pod (Linking/Non-Linking)
  - PD-COVE: Non-Linking Rectangle Power Unit - \$550, For Table Top
  - COV-DCH: Hardwire Infeed, 1 Linking Cove unit - \$710
  - COV-DCP: Plug Infeed, 1 Linking Cove unit - \$800
  - COV-DCL: Additional Units (includes 1 Linking Cove unit + 72" jumpers) - \$575



# Tablo.

## Seating Unit - Bench 19 1/2" One Seat Bench Cushion



[View statement of line](#)

### Product features.

- Frame constructed of CNC cut Plywood components featuring interlocking tab joinery for superior strength and long term durability.
- Joints are securely fastened with corner block construction.
- Seats and back are webbed to enhance comfort, sustainability and endurance.
- 4" Top cushion

#### NOTES

- Use with 21-3/4" bench platform
- Seating Units should be ordered in addition to a platform. Multiple platforms can be ganged with a flush cut option to create various arrangements.
- Cushion is reversible on all platforms except 30 Degree Radius

### Options.

#### POWER

- Cove Power Pod (Linking/Non-Linking)
- PD-COVE: Non-Linking Rectangle Power Unit - \$550, For Table Top
- COV-DCH: Hardwire Infeed, 1 Linking Cove unit - \$710
- COV-DCP: Plug Infeed, 1 Linking Cove unit - \$800
- COV-DCL: Additional Units (includes 1 Linking Cove unit + 72" jumpers) - \$575

1 model	COM	COL	1	2	3	4	5	6	7	8	9	10	11/L1	12	13/L2
TAB1919OSB01	825	864	881	909	937	965	993	1021	1049	1077	1105	1133	1161	1189	1245
W x D x H 19.5 x 19.5 x 9.25 Arm Height: N/A Seat Height: 17-3/4" Inside Seat Depth: 19-1/2" Inside Seat Width: 19-1/2"			Upholstery Requirements Fabric yds: 1.5 Leather Sq. Ft.: 23 Carton Weight: 20												

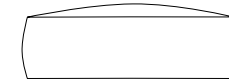
2 Select a finish  
[View finish details](#)  
Finishes N/A

3 Combination Fabrics  
[View finish details](#)

Combination  
Fabric Option  
Not Available

# Tablo.

## Seating Unit - Bench 31-1/2" One Seat Bench Cushion



[View statement of line](#)

### Product features.

- Frame constructed of CNC cut Plywood components featuring interlocking tab joinery for superior strength and long term durability.
- Joints are securely fastened with corner block construction.
- Seats and back are webbed to enhance comfort, sustainability and endurance.
- 4" Top cushion

#### NOTES

- Seating Units should be ordered in addition to a platform. Multiple platforms can be ganged with a flush cut option to create various arrangements.
- For 33-3/4" deep & radius platforms
- Cushion is reversible on all platforms except 30 Degree Radius

### Options.

#### POWER

- Cove Power Pod (Linking/Non-Linking)
- PD-COVE: Non-Linking Rectangle Power Unit - \$550, For Table Top
- COV-DCH: Hardwire Infeed, 1 Linking Cove unit - \$710
- COV-DCP: Plug Infeed, 1 Linking Cove unit - \$800
- COV-DCL: Additional Units (includes 1 Linking Cove unit + 72" jumpers) - \$575

1 model	COM	COL	1	2	3	4	5	6	7	8	9	10	11/L1	12	13/L2
TAB3131OSB01	941	980	1015	1052	1089	1126	1163	1200	1237	1274	1311	1348	1385	1422	1496
W x D x H 31.5 x 31.5 x 9.25 Arm Height: N/A Seat Height: 17-3/4" Inside Seat Depth: 32.5" Inside Seat Width: 32-1/2"			Upholstery Requirements Fabric yds: 2 Leather Sq. Ft.: 36 Carton Weight: 30												

2 Select a finish  
[View finish details](#)  
Finishes N/A

3 Combination Fabrics  
[View finish details](#)

Combination  
Fabric Option  
Not Available

# Tablo.

## Seating Unit - Cushion Armless Chair Cushion

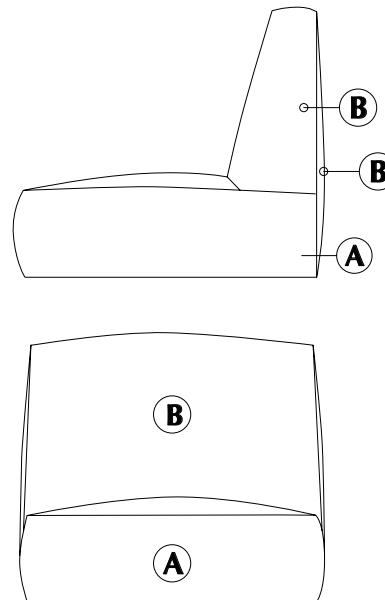
1 model	COM	COL	1	2	3	4	5	6	7	8	9	10	11/L1	12	13/L2
TAB3131NAC01	1847	1927	1977	2041	2105	2169	2233	2297	2361	2425	2489	2553	2617	2681	2809
W x D x H 31.5 x 31.5 x 24.25 Arm Height: N/A Seat Height: 17-3/4" Inside Seat Depth: 21" Inside Seat Width: 31-1/2"			Upholstery Requirements Fabric yds: 3.5 Leather Sq. Ft.: 63 Carton Weight: 40												

2 Select a finish  
[View finish details](#)  
Finishes N/A

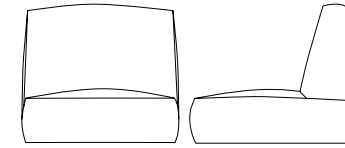
3 Combination Fabrics  
[View finish details](#)

**DARRAN is pleased to offer customers the design freedom of combination fabrics. When using fabric, vinyl or leather combinations, pricing/yardage requirements will be as follows:**

A Seat 1.75 yds  
B Back 2.5 yds



- When combining two materials of the same grade, pricing will be specified grade + 5%
- If combining two materials of different grades or leather/fabric combination, use the highest grade/price + 5%
- If using COM or COL, pricing will be COM or COL + 5%.
- If both COM + COL are used in combination, use COL + 5%.



[View statement of line](#)

### Product features.

- Frame constructed of CNC cut Plywood components featuring interlocking tab joinery for superior strength and long term durability.
- Joints are securely fastened with corner block construction.
- Seats and back are webbed to enhance comfort, sustainability and endurance.
- 4" Top cushion

### NOTES

- Seating Units should be ordered in addition to a platform. Multiple platforms can be ganged with a flush cut option to create various arrangements.
- For 33-3/4" deep & radius platforms
- Cushion is reversible on all platforms except 30 Degree Radius

### Options.

#### POWER

- Cove Power Pod (Linking/Non-Linking)
- PD-COVE: Non-Linking Rectangle Power Unit - \$550, For Table Top
- COV-DCH: Hardwire Infeed, 1 Linking Cove unit - \$710
- COV-DCP: Plug Infeed, 1 Linking Cove unit - \$800
- COV-DCL: Additional Units (includes 1 Linking Cove unit + 72" jumpers) - \$575

Tablo.

Seating Unit - Cushion  
Left Arm (Facing) Chair Cushion



[View statement of line](#)

Product features.

- Frame constructed of CNC cut Plywood components featuring interlocking tab joinery for superior strength and long term durability.
- Joints are securely fastened with corner block construction.
- Seats and back are webbed to enhance comfort, sustainability and endurance.
- 4" Top cushion

NOTES

- Seating Units should be ordered in addition to a platform. Multiple platforms can be ganged with a flush cut option to create various arrangements.
- For 33-3/4" deep & radius platforms
- Cushion is reversible on all platforms except 30 Degree Radius

Options.

POWER

- Cove Power Pod (Linking/Non-Linking)
- PD-COVE: Non-Linking Rectangle Power Unit - \$550, For Table Top
- COV-DCH: Hardwire Infeed, 1 Linking Cove unit - \$710
- COV-DCP: Plug Infeed, 1 Linking Cove unit - \$800
- COV-DCL: Additional Units (includes 1 Linking Cove unit + 72" jumpers) - \$575

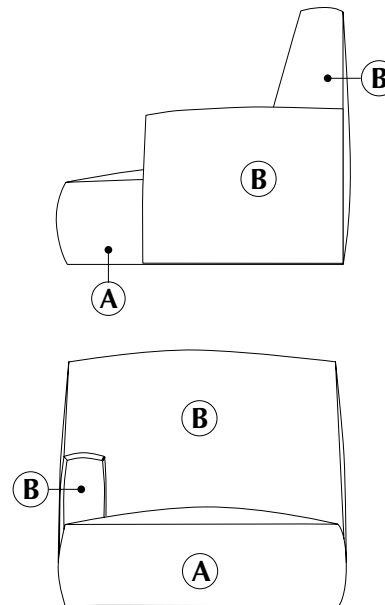
1 model	COM	COL	1	2	3	4	5	6	7	8	9	10	11/L1	12	13/L2
TAB3131LAC01	1911	2002	2059	2132	2205	2278	2351	2424	2497	2570	2643	2716	2789	2862	3008
W x D x H			Upholstery Requirements												
31.5 x 31.5 x 24.25			Fabric yds: 4 Leather Sq. Ft.: 72												
Arm Height: 22"			Carton Weight: 45												
Seat Height: 17-3/4"															
Inside Seat Depth: 21"															
Inside Seat Width: 26-3/4"															

2 Select a finish  
[View finish details](#)  
Finishes N/A

3 Combination Fabrics  
[View finish details](#)

DARRAN is pleased to offer customers the design freedom of combination fabrics. When using fabric, vinyl or leather combinations, pricing/yardage requirements will be as follows:

- A Seat 1.75 yds
- B Back and Arm 2.5 yds



- When combining two materials of the same grade, pricing will be specified grade + 5%
- If combining two materials of different grades or leather/fabric combination, use the highest grade/price + 5%
- If using COM or COL, pricing will be COM or COL + 5%.
- If both COM + COL are used in combination, use COL + 5%.

Tablo.

Seating Unit - Cushion  
Right Arm (Facing) Chair Cushion



[View statement of line](#)

Product features.

- Frame constructed of CNC cut Plywood components featuring interlocking tab joinery for superior strength and long term durability.
- Joints are securely fastened with corner block construction.
- Seats and back are webbed to enhance comfort, sustainability and endurance.
- 4" Top cushion

NOTES

- Seating Units should be ordered in addition to a platform. Multiple platforms can be ganged with a flush cut option to create various arrangements.
- For 33-3/4" deep & radius platforms
- Cushion is reversible on all platforms except 30 Degree Radius

Options.

POWER

- Cove Power Pod (Linking/Non-Linking)
- PD-COVE: Non-Linking Rectangle Power Unit - \$550, For Table Top
- COV-DCH: Hardwire Infeed, 1 Linking Cove unit - \$710
- COV-DCP: Plug Infeed, 1 Linking Cove unit - \$800
- COV-DCL: Additional Units (includes 1 Linking Cove unit + 72" jumpers) - \$575

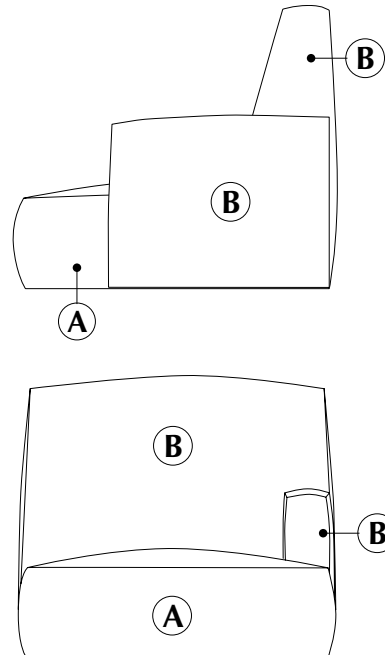
1 model	COM	COL	1	2	3	4	5	6	7	8	9	10	11/L1	12	13/L2
TAB3131RAC01	1911	2002	2059	2132	2205	2278	2351	2424	2497	2570	2643	2716	2789	2862	3008
W x D x H			Upholstery Requirements												
31.5 x 31.5 x 24.25			Fabric yds: 4 Leather Sq. Ft.: 72												
Arm Height: 22"			Carton Weight: 45												
Seat Height: 17-3/4"															
Inside Seat Depth: 21"															
Inside Seat Width: 26-3/4"															

2 Select a finish  
[View finish details](#)  
Finishes N/A

3 Combination Fabrics  
[View finish details](#)

DARRAN is pleased to offer customers the design freedom of combination fabrics. When using fabric, vinyl or leather combinations, pricing/yardage requirements will be as follows:

- A Seat 1.75 yds
- B Back and Arm 2.5 yds



- When combining two materials of the same grade, pricing will be specified grade + 5%
- If combining two materials of different grades or leather/fabric combination, use the highest grade/price + 5%
- If using COM or COL, pricing will be COM or COL + 5%.
- If both COM + COL are used in combination, use COL + 5%.

Tablo.

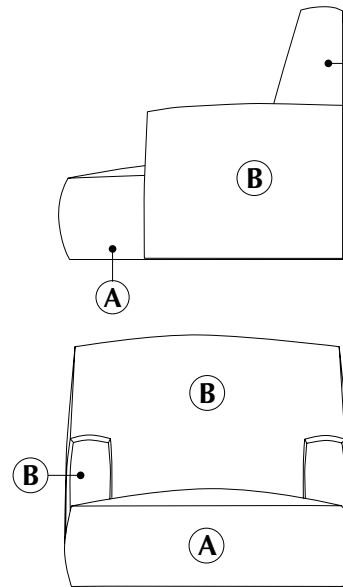
Seating Unit - Cushion  
Lounge Chair Cushion

1 model	COM	COL	1	2	3	4	5	6	7	8	9	10	11/L1	12	13/L2
TAB3131DAC01	941	1042	1015	1052	1089	1126	1163	1200	1237	1274	1311	1348	1385	1422	1496
W x D x H 31.5 x 31.5 x 24.25 Arm Height: 22" Seat Height: 17-3/4" Inside Seat Depth: 21" Inside Seat Width: 20-3/4"			Upholstery Requirements Fabric yds: 6 Leather Sq. Ft.: 81 Carton Weight: 50												

2 Select a finish  
[View finish details](#)  
Finishes N/A

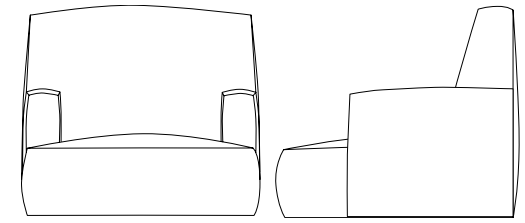
3 Combination Fabrics  
[View finish details](#)

**DARRAN is pleased to offer customers the design freedom of combination fabrics. When using fabric, vinyl or leather combinations, pricing/yardage requirements will be as follows:**



A Seat 1.75 yds  
B Back and Arms 3.75 yds

- When combining two materials of the same grade, pricing will be specified grade + 5%
- If combining two materials of different grades or leather/fabric combination, use the highest grade/price + 5%
- If using COM or COL, pricing will be COM or COL + 5%.
- If both COM + COL are used in combination, use COL + 5%.



[View statement of line](#)

**Product features.**

- Frame constructed of CNC cut Plywood components featuring interlocking tab joinery for superior strength and long term durability.
- Joints are securely fastened with corner block construction.
- Seats and back are webbed to enhance comfort, sustainability and endurance.
- 4" Top cushion

**NOTES**

- Seating Units should be ordered in addition to a platform. Multiple platforms can be ganged with a flush cut option to create various arrangements.
- For 33-3/4" deep & radius platforms
- Cushion is reversible on all platforms except 30 Degree Radius


**Options.**

**POWER**

- Cove Power Pod (Linking/Non-Linking)
- PD-COVE: Non-Linking Rectangle Power Unit - \$550, For Table Top
- COV-DCH: Hardwire Infeed, 1 Linking Cove unit - \$710
- COV-DCP: Plug Infeed, 1 Linking Cove unit - \$800
- COV-DCL: Additional Units (includes 1 Linking Cove unit + 72" jumpers) - \$575

Tablo.

Platform - Ottoman  
20" Depth Ottoman Platform



[View statement of line](#)

1 Select a model w" x d" x h"	weight	Standard Veneer Top Standard Veneer Chassis		Premium Veneer Top Premium Veneer Chassis		High Pressure Laminate Top Veneer Chassis		Thermally Fused Laminate Top Thermally Fused Laminate Chassis	
		33.75 x 20 x 8.5	30	TAB3320RPT01	1026	TAB3320RPT01P	1129	"G" Option N/A	
2 Select a finish <a href="#">View finish details</a>		WLA	WEW	TBCO					
		WAC	WGW	TBSW					
		WRC	WBW	TSTV					
		WIC	WSW	TSMV					
		WEC	WNW	TSLV					
		WHC	WWP	TOBW					
		WOC		WBO					
		WAM		WMO					
		WCM		WSO					
		WWM							
3 Select a edge <a href="#">View edge details</a>		Edge		Edge					
		N/A		N/A					
4 Select hardware <a href="#">View hardware details</a>		Hardware		Hardware					
		N/A		N/A					

Product features.

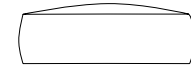
- 1 1/4" Platform
- Polished Aluminum legs

NOTES

- Cushions (ordered separately) attach to platform with 4 bolts (Field Assembly Required). Cushions are reversible on platforms.
- Ottoman features a route to reduce unit weight

Tablo.

Seating Unit - Ottoman  
18" Ottoman Cushion



[View statement of line](#)

**Product features.**

- Frame constructed of CNC cut Plywood components featuring interlocking tab joinery for superior strength and long term durability.
- Joints are securely fastened with corner block construction.
- 4" Top cushion

**NOTES**

- Use on Ottoman platforms only
- Ottoman cushion should be ordered in addition to Ottoman Platform. Multiple platforms can be ganged with a flush cut option to create various arrangements.

1 model	COM	COL	1	2	3	4	5	6	7	8	9	10	11/L1	12	13/L2
TAB3118OSB01	825	864	881	909	937	965	993	1021	1049	1077	1105	1133	1161	1189	1245
W x D x H 31.5 x 18 x 9.25 Arm Height: N/A Seat Height: 17-3/4" Inside Seat Depth: N/A Inside Seat Width: N/A			Upholstery Requirements Fabric yds: 1.5 Leather Sq. Ft.: 23 Carton Weight: 25												

2 Select a finish  
[View finish details](#)  
Finishes N/A

3 Combination Fabrics  
[View finish details](#)

Combination  
Fabric Option  
Not Available