



Chameleon Power.

A guide to your next chameleon project

Chameleon Ganging

Chameleon credenzas are ganged together with 4-5/16" pilot holes. Clamps are then used to align units together. Additional 4-5/16" holes are inserted in the connecting credenza panel and use connector bolts and sleeve to connect.

Backs are fixed, image below is for illustration purposes to show how units gang and wire management.

Ganging
Front View



Ganging
Back View



Infeed

Concealed 4" wire channel and fixed back
Bottom panel exit for floor plug



Infeed

Back panel exit for wall plug



Chameleon Power Guide

Chameleon cases are constructed with a concealed 4" wire channel and a fixed back panel. This allows power to run through the constructed case and exit at the bottom to a floor or wall source.



Top View

120" Hardwire or 72" corded Infeed can be specified

Villa under-surface Power Pod (4 Power)


24" Jumper

Cove surface mount Power Pod (2 power / 2 USB)

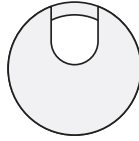


Chameleon Grommets

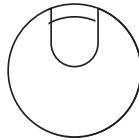
TM30
Black
1-5/8"
Dia.



TM31
Silver
1-5/8"
Dia.



TM34
White
1-5/8"
Dia.



Optional Grommets

Factory Installed

Grommets (Standard Location)

Specify Color and Left/Right/Center - \$45 ea.

- Black: TM30-R (Right), TM30-L (Left), TM30-C (Center)

- Silver: TM31-R (Right), TM31-L (Left), TM31-C (Center)

- White: TM34-R (Right), TM34-L (Left), TM34-C (Center)

Grommets (Non-Standard Location)

Provide drawing w/ Grommet Location and Specify Color - \$90 ea.

- Black: TM30-NS

- Silver: TM31-NS


- White: TM33-NS

Grommets (Vertical Surface)

Field Installed - \$45 ea.

- Black Plastic Vertical Surface: TM60

TM60
Black
1-5/8" Dia..



Wire management

Coil Wire management

W18 - Coil (Black) - \$150

*Field Installed

- Weighted base, table top attachment plate

- 39-1/2" Length




Vertebrae Wire management

W22 - Vertebrae (Clear) - \$130

W23 - Vertebrae (Gray) - \$135

*Field Installed

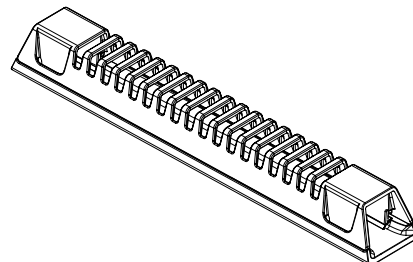


Conference Wire Management

Power and data cables can be discretely housed and managed.

10"W x 1.5"D x 1.25"H

W21: Grey Wire Manager (10.5") - \$30



Chameleon power options

Configure Chameleon power based on project specification. The Daisy Chain starter power unit is required first, then specify the number of Daisy Chain Linking Units needed. For Hardwire Systems the max number of Linking Units to be daisy chained off of a Starter Power Unit is 11. For Corded Systems the max number of Linking Units to be daisy chained off of a Starter Power Unit is 2.

Daisy Chain Starter Power Unit

CHM-DCH HARDWIRED  \$975

Includes (1) cove pod with top 2 power and 2 USB ports, (1) 24" Jumper (1) Villa under mount pod with 4 power with 120" Hardwire Infeed

Daisy Chain Starter Power Plug

CHM-DCP PLUG  \$975

Includes (1) cove pod with top 2 power and 2 USB ports, (1) 24" Jumper (1) Villa under mount pod with 4 power with 72" Plug Infeed

Daisy Chain Linking Unit

CHM-DCL \$950

Includes (1) 24" Jumper, (1) Villa under mount pod with 4 power, (1) 24" Jumper, (1) Cove pod with top 2 power and 2 USB ports

Chameleon Daisy Chain Starter Power Unit + Chameleon Daisy Chain Linking Unit

