

DARRAN®

Effective December 1, 2021

Products will incur an 8% surcharge due to the impact of raw material and freight inflation.

A separate line item noted surcharge will appear on all acknowledgments and invoices. The surcharge will be calculated as 8% of the net subtotal of the order.

We understand the difficulties of managing surcharges and intend to replace this surcharge with a price increase targeted for January 15, 2022.

Babble
price list



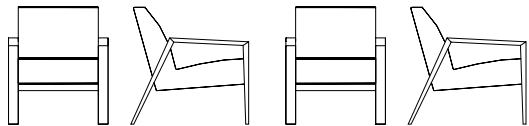
Babble price list revisions

Date	Page	Modification	Description
------	------	--------------	-------------

Babble table of contents

Seating Specification.....	1
Finishes	2
Seating.....	3

Babble statement of line



PAGE 3
Lounge Chair

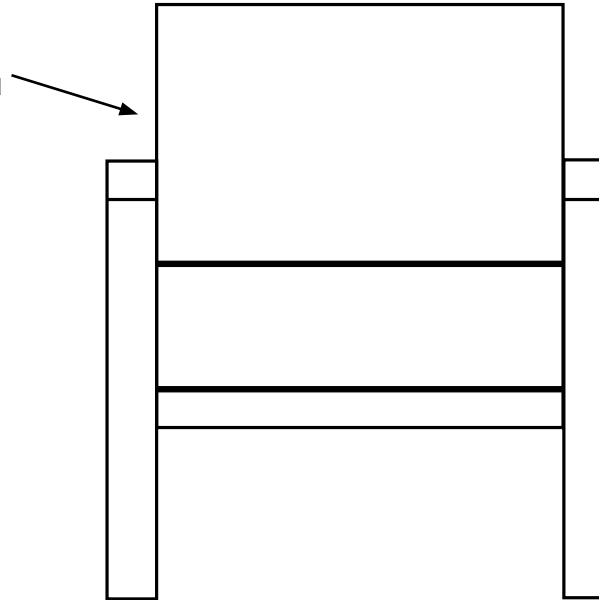
PAGE 4
Lounge Chair

Babble seating specification

Width = 27-1/2"
 Depth = 30-1/2"
 Height = 31"
 Seat Width = 22"
 Seat Depth = 21"
 Seat Height = 17-1/2"
 Arm Height = 24"
 Cartoned Weight = 46 lbs.

Frame constructed of CNC cut engineered hardwood to maximize the strength, precise measurements and overall longevity.

Designed with clean lines, sweeping back and top stitch throughout.



Solid wood arms slope forward for maximum comfort.

Variety of textiles and back options offer customers flexibility in design and consistency within each office setting.

Joints

Joints are securely fastened with mortise and tenon joinery or double doweled construction to ensure long-term use.

Seat suspension

Seat suspension is constructed of 3/4" thick top quality Baltic Birch plywood that is machined to form an open perimeter of rounded inside edges to reduce strain on the seat suspension. Seats are webbed to provide maximum support for seat cushions. Seat cushions are made of high resiliency foam with proper density providing comfort.

Seat assembly

Seat assembly is attached within finger grooved corner blocks and further secured by wood cleats, providing a vast superior means of stability in the chair.

ENVI-CT Finish

ENVI-CT (Environmental Coatings Technology) utilizes advanced European finish technology to deliver a high-end furniture coating with superior performance in appearance and durability, allowing DARRAN to deliver more sustainable products to our customers.

Babble finishes

Finishes are on available on maple or walnut wood (for arms)

Babble Maple Arm Finishes

WAC Amber Cherry
 WRC Caramel Cherry
 WIC Crimson Cherry
 WEC Ebony
 WHC Honey Cherry
 WOC KoKo Cherry
 WAM Alabaster Maple
 WCM Clear Maple
 WWM Wheat Maple
 WNO Natural Oak
 TBCO Baby's Cheek
 TBSW Brown Sugar
 TSTV Studio Teak Walnut
 SSM Seattle Mist Paint
 SSL Skyline Walnut Paint
 TOBW Organic Brown
 WWP Designer White Paint
 PM01 Olive
 PM02 Aquarvert
 PM03 Mushroom
 PM04 Burgundy
 PM05 Ash
 PM06 Powder
 PM07 Pebble
 PM08 Vapour
 PM10 Verde

Send 3x3 or larger finish chip for color match.
 Custom finish upcharge is 3% or \$250 Net (whichever is greater).



Finish

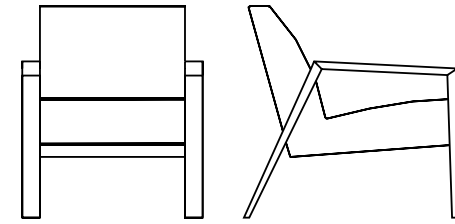
Welltech Finish delivers a superior furniture coating with exceptional performance that can withstand stringent cleaning agents and possesses unparalleled durability, allowing DARRAN to provide lasting, sustainable products to our customers.

Babble Walnut Arm Finishes

WOW Clear Walnut
 WEW Executive Walnut
 WGW Gunstock Walnut
 WBW Henna Walnut
 WNW Natural Walnut

Babble.

Lounge Chair
Lounge Chair - Maple Arms



[View statement of line](#)

Product features.

- Frame constructed of CNC cut engineered hardwood to maximize the strength, precise measurements and overall longevity
- Solid wood arms slope forward for maximum comfort

1 model	COM	COL	1	2	3	4	5	6	7	8	9	10	11/L1	12	13/L2
BAB0110DAC01M	1553	1613	1645	1691	1737	1783	1829	1875	1921	1967	2013	2059	2105	2151	2243
W x D x H 27.5 x 30.5 x 31 Arm Height: 24" Seat Height: 17 -1/2" Inside Seat Depth: 20 -3/4" Inside Seat Width: 22"	Upholstery Requirements Fabric yds: 2 -1/2" Leather Sq. Ft.: 45 Carton Weight: 46														

2 Select a finish

[View finish details](#)

- WAC Amber Cherry
- WRC Caramel Cherry
- WIC Crimson Cherry
- WEC Ebony
- WHC Honey Cherry
- WOC KoKo Cherry
- WAM Alabaster Maple
- WCM Clear Maple
- WWW Wheat Maple
- TBCO Baby's Cheek
- TBSW Brown Sugar
- TSTV Studio Teak Walnut
- SSM Seattle Mist Paint
- SSL Skyline Walnut Paint
- TOBW Organic Brown
- WWP Designer White Paint
- PM01 Olive
- PM02 Aquavert
- PM03 Mushroom
- PM04 Burgundy
- PM05 Ash
- PM06 Powder
- PM07 Pebble
- PM08 Vapour
- PM09 Copper
- PM10 Verde

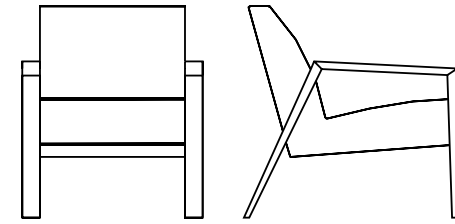
3 Combination Fabrics

[View finish details](#)

Combination
Fabric Option
Not Available

Babble.

Lounge Chair
Lounge Chair - Walnut Arms



[View statement of line](#)

Product features.

- Frame constructed of CNC cut engineered hardwood to maximize the strength, precise measurements and overall longevity
- Solid wood arms slope forward for maximum comfort

1 model	COM	COL	1	2	3	4	5	6	7	8	9	10	11/L1	12	13/L2
BAB0110DAC01W	1830	1890	1922	1968	2014	2060	2106	2152	2198	2244	2290	2336	2382	2428	2520
W x D x H 27.5 x 30.5 x 31 Arm Height: 24" Seat Height: 17 -1/2" Inside Seat Depth: 20 -3/4" Inside Seat Width: 22"			Upholstery Requirements Fabric yds: 2 -1/2" Leather Sq. Ft.: 45 Carton Weight: 46												

2 Select a finish

[View finish details](#)

- WOW Clear Walnut
- WEW Executive Walnut
- WGW Gunstock Walnut
- WBW Henna Walnut
- WNW Natural Walnut

3 Combination Fabrics

[View finish details](#)

Combination
Fabric Option
Not Available