

# Babble price list.



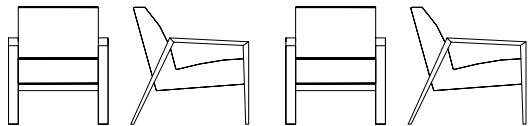
## Babble price list revisions

Date	Page	Modification	Description
------	------	--------------	-------------

## Babble table of contents

Seating Specification.....	1
Finishes.....	2
Seating.....	3

# Babble statement of line



PAGE 3  
Lounge Chair

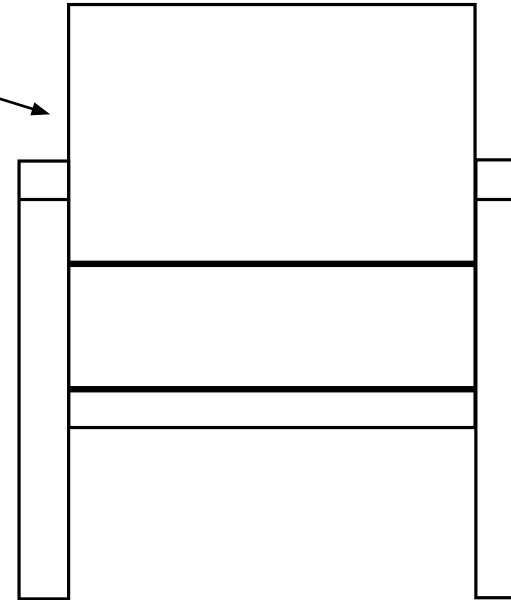
PAGE 4  
Lounge Chair

## Babble seating specification

Width = 27-1/2"  
 Depth = 30-1/2"  
 Height = 31"  
 Seat Width = 22"  
 Seat Depth = 21"  
 Seat Height = 17-1/2"  
 Arm Height = 24"  
 Cartoned Weight = 46 lbs.

Frame constructed of CNC cut engineered hardwood to maximize the strength, precise measurements and overall longevity.

Designed with clean lines, sweeping back and top stitch throughout.



Solid wood arms slope forward for maximum comfort.

Variety of textiles and back options offer customers flexibility in design and consistency within each office setting.

### Joints

Joints are securely fastened with mortise and tenon joinery or double doweled construction to ensure long-term use.

### Seat suspension

Seat suspension is constructed of 3/4" thick top quality Baltic Birch plywood that is machined to form an open perimeter of rounded inside edges to reduce strain on the seat suspension. Seats are webbed to provide maximum support for seat cushions. Seat cushions are made of high resiliency foam with proper density providing comfort.

### Seat assembly

Seat assembly is attached within finger grooved corner blocks and further secured by wood cleats, providing a vast superior means of stability in the chair.

### ENVI-CT Finish

ENVI-CT (Environmental Coatings Technology) utilizes advanced European finish technology to deliver a high-end furniture coating with superior performance in appearance and durability, allowing DARRAN to deliver more sustainable products to our customers.

## Babble finishes

Finishes are available on maple or walnut wood (for arms)

### Babble Maple Arm Finishes

WAC Amber Cherry  
 WRC Caramel Cherry  
 WIC Crimson Cherry  
 WEC Ebony  
 WHC Honey Cherry  
 WOC KoKo Cherry  
 WAM Alabaster Maple  
 WCM Clear Maple  
 WWM Wheat Maple  
 WNO Natural Oak  
 TBCO Baby's Cheek  
 TBSW Brown Sugar  
 TSTV Studio Teak Walnut  
 SSM Seattle Mist Paint  
 SSL Skyline Walnut Paint  
 TOBW Organic Brown  
 WWP Designer White Paint  
 PM01 Olive  
 PM02 Aquarvert  
 PM03 Mushroom  
 PM04 Burgundy  
 PM05 Ash  
 PM06 Powder  
 PM07 Pebble  
 PM08 Vapour  
 PM10 Verde

Send 3x3 or larger finish chip for color match.  
 Custom finish upcharge is 3% or \$250 Net (whichever is greater).

### Babble Walnut Arm Finishes

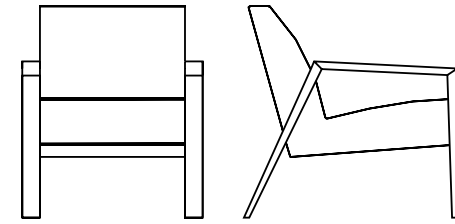
WOW Clear Walnut  
 WEW Executive Walnut  
 WGW Gunstock Walnut  
 WBW Henna Walnut  
 WNW Natural Walnut

## Finish

ENVI-CT Green Certified European Technology Coatings Finish.

# Babble.

Lounge Chair  
Lounge Chair - Maple Arms



[View statement of line](#)

## Product features.

- Frame constructed of CNC cut engineered hardwood to maximize the strength, precise measurements and overall longevity
- Solid wood arms slope forward for maximum comfort

1 model	COM	COL	1	2	3	4	5	6	7	8	9	10	11/L1	12	13/L2
BAB0110DAC01M	1505	1565	1597	1643	1689	1735	1781	1827	1873	1919	1965	2011	2057	2103	2195
W x D x H 27.5 x 30.5 x 31 Arm Height: 24" Seat Height: 17 -1/2" Inside Seat Depth: 20 -3/4" Inside Seat Width: 22"			Upholstery Requirements Fabric yds: 2 -1/2" Leather Sq. Ft.: 45 Carton Weight: 46												

## 2 Select a finish

[View finish details](#)

- WAC Amber Cherry
- WRC Caramel Cherry
- WIC Crimson Cherry
- WEC Ebony
- WHC Honey Cherry
- WOC KoKo Cherry
- WAM Alabaster Maple
- WCM Clear Maple
- WWM Wheat Maple
- WNO Natural Oak
- TBCO Baby's Cheek
- TBSW Brown Sugar
- TSTV Studio Teak Walnut
- SSM Seattle Mist Paint
- SSL Skyline Walnut Paint
- TOBW Organic Brown
- WWP Designer White Paint
- PM01 Olive
- PM02 Aquavert
- PM03 Mushroom
- PM04 Burgundy
- PM05 Ash
- PM06 Powder
- PM07 Pebble
- PM08 Vapour
- PM10 Verde

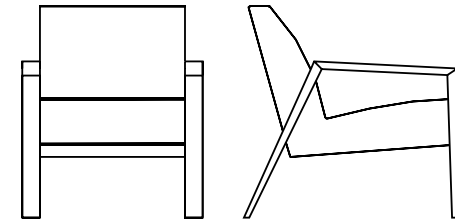
## 3 Combination Fabrics

[View finish details](#)

Combination  
Fabric Option  
Not Available

# Babble.

Lounge Chair  
Lounge Chair - Walnut Arms



1 model	COM	COL	1	2	3	4	5	6	7	8	9	10	11/L1	12	13/L2
BAB0110DAC01W	1774	1834	1866	1912	1958	2004	2050	2096	2142	2188	2234	2280	2326	2372	2464
W x D x H 27.5 x 30.5 x 31 Arm Height: 24" Seat Height: 17 -1/2" Inside Seat Depth: 20 -3/4" Inside Seat Width: 22"			Upholstery Requirements Fabric yds: 2 -1/2" Leather Sq. Ft.: 45 Carton Weight: 46												

[View statement of line](#)

## Product features.

- Frame constructed of CNC cut engineered hardwood to maximize the strength, precise measurements and overall longevity
- Solid wood arms slope forward for maximum comfort

## 2 Select a finish

[View finish details](#)

- WOW Clear Walnut
- WEW Executive Walnut
- WGW Gunstock Walnut
- WBW Henna Walnut
- WNW Natural Walnut

## 3 Combination Fabrics

[View finish details](#)

Combination  
Fabric Option  
Not Available