

EFFECTIVE FEB 2018 UPDATED JULY 2018



Central park.

height adjustable price list

central park price list revisions

DATE	PAGE	MODIFICATION	DESCRIPTION
2.1.18	All	Added Finish	Added WBW Henna Walnut finish
2.1.18	All	Added Finish	Added MAC Amber Cherry finish

TABLE OF CONTENTS

Product Index 2

General Information 3

Limited Lifetime Warranty 4

Damages | Returns | Repairs 5

Ordering Information 6

GSA Customer Information 7

Freight..... 8

Features & Advantages 9

Finishes | Specifications 10

Edges | Pulls 11

Grommets | Grommet Reference..... 12

Modesty Reference 13

Grain Direction 14

Drawer Dimensions | Filing Reference 15

Double Pedestal Desks 16

Single Pedestal Desks 18

Desk Shell..... 20

Runoff Desk 21

Desk with Bridge 22

Table Desk..... 24

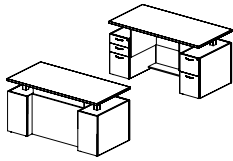
Bridge..... 25

Conference Runoff Desk 26

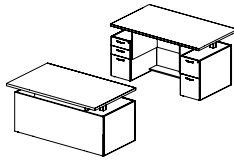
Double Height Bench Cabinets 27

Options 28

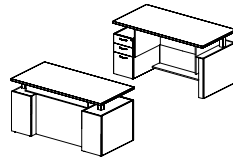
Power and Data..... 36



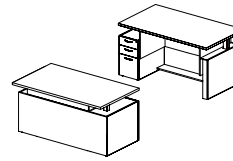
PAGE 16
BREAKFRONT CHASSIS DESKS



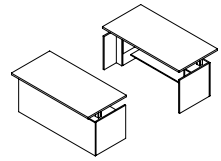
PAGE 17
FLUSH CHASSIS DESKS W/
OVERHANG



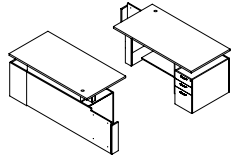
PAGE 18
DOUBLE BREAKFRONT / SINGLE
PEDESTAL DESKS



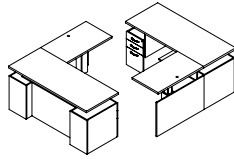
PAGE 19
FLUSH CHASSIS SINGLE PEDESTAL
DESKS W/ OVERHANG TOP



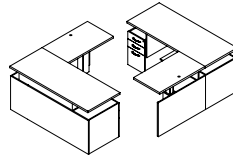
PAGE 20
DESK SHELL



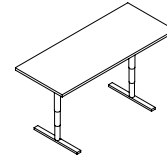
PAGE 21
HEIGHT ADJUSTABLE
WORKSTATION RUNOFF DESKS



PAGE 22
HEIGHT ADJUSTABLE BOX/BOX/
FILE PEDESTAL WITH BRIDGE



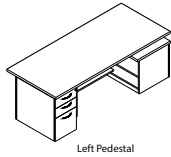
PAGE 23
HEIGHT ADJUSTABLE BOX/BOX/
FILE PEDESTAL WITH BRIDGE



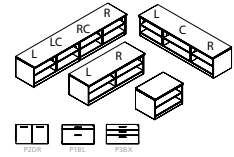
PAGE 24
HEIGHT ADJUSTABLE TABLE DESK



PAGE 25
BRIDGES



PAGE 26
CONFERENCE RUNOFF DESK



PAGE 27
DOUBLE HEIGHT BENCH CABINETS



All DARRAN products are proudly manufactured in the U.S.A.

BUILT TO ORDER

Manufactured per order the way you want it, including modifications.

FULLY ASSEMBLED

Unless otherwise noted, all products are fully assembled and ready to use, including add-on options.

PERFORMANCE TESTED

All products are tested to ensure performance exceeds BIFMA / ANSI standards.



GREEN CERTIFIED

DARRAN has been committed to improving indoor air quality of office buildings since 1996. Since then, finish technology has allowed our commitment to continue with products that are air quality Certified Green.

DARRAN is proud to announce that all in veneer, laminate, and guest seating are MAS Certified Green for complying with the ANSI/BIFMA X 7.1 standard / LEED 4.5 Standard for low –VOC emitting Furniture.

MAS is an independent emission testing laboratory that is ISO 17025 compliant using ASTM, ANSI and CEN methods. MAS is a true 3rd party certification through NSF International to BIFMA standards and California’s ARB formaldehyde standard. Certification of compliance under the Low – VOC emitting Furniture testing, qualifies products for LEED 4.5 credits.



FINISH TECHNOLOGY

DARRAN has continued its partnership with AkzoNobel Chemicals (www.akzonobel.com) to develop a new finish technology further improving indoor air quality with a coating that meets today’s environmental standards and supports LEED buildings.

ENVI-CT (Environmental Coatings Technology) utilizes advanced European finish technology to deliver a high-end furniture coating with superior performance in appearance and durability, allowing DARRAN to deliver more sustainable products to our customers.

ENVI-CT Advantages:

- › ENVI-CT is a re-engineered high performance Top Coat
- › Exceptional hardness and clarity
- › Highly resistant to solvents and chemicals
- › Plasticizer Migration resistant
- › Excellent UV inhibitors for maximum color resistance
- › Exceeds current and proposed future Federal and State air quality requirements
- › Field Repairable
- › Dynamic chamber emissions tested and certified compliant to ANSI/BIFMA X 7.1 Standard / LEED 4.5 Standard for low – VOC emitting furniture.

ADVANTAGES

DARRAN collaborated with the world’s leader in finishing materials, to formulate an additive that will inhibit the growth of mold, mildew, fungus and bacteria on wood surfaces. This additive infuses Silver Ions into DARRAN’s ENVI-CT (Environmental Coatings Finish Technology), creating a protective surface for the life of the furniture. The best part - is standard on all DARRAN Casegoods for no additional fee.

LIMITED LIFETIME WARRANTY

DARRAN Furniture Industries, Inc. ("DARRAN") warrants that each piece of furniture manufactured in its North Carolina Facilities will be free from defects in material and workmanship for as long as the original purchaser owns and uses the product. Subject to the limitations and exclusions herein, DARRAN, at its discretion and as the sole remedy under the DARRAN Limited Lifetime Warranty, will replace or repair a defective product or components with comparable product or components free of charge. This warranty is made only to the original purchaser from an authorized DARRAN dealer, for as long as that original purchaser owns and uses the product.

LIMITATIONS: USE / CARE

- › Warranty is limited to normal single shift use.
- › Warranty is limited to generally accepted care and maintenance of natural wood products and environments.
- › Natural wood surfaces are subject to denting, scratching, and gauging if not properly used and cared for. Warranty is subject to use and care in accordance with the use and care instructions provided in the Product Care section of this site (including, but not limited to, the care and maintenance guide downloads linked thereon), available at www.darran.com/product-care, which are incorporated herein by reference.

LIMITATIONS: MATERIALS / COMPONENTS

- › Laminates, Veneers / Finishes - 10 Years
- › Electrical lamps, Ballasts, Transformers - 3 Years
- › Fabrics, Pneumatic lifts, Foam - 5 Years
- › Custom products built to customers specifications - 3 Years

WARRANTY EXCLUSIONS

Damage identified as carrier or installer related.

- › Normal wear and tear of wood products during course of ownership.
- › Color, grain, or texture of natural wood materials, laminates, and other covering materials.
- › Damages or failures resulting from misuse, abuse, negligence, improper care, modifications, or relocation.
- › Non Commercial use or locations.
- › So-called "ghost" indentions and similar damage caused by the failure to use appropriate desk or writing pads.

All Warranty Claims are subject to DARRAN-approved inspections. Disputes may involve independent third-party evaluation

QUALITY ASSURANCE

DARRAN manufactures in accordance with the standards set by Architectural Woodwork Institute (AWI) for Quality Standards.

Every unit produced at DARRAN is completely inspected by an independent quality control team located within each plant whose emphasis is on assembly, finish, and final inspections with empowerment to stop any unit not meeting DARRAN's high quality standards.

LIGHT AND NATURAL FINISHES

The beauty of veneer and all wood products comes from the variations created by nature including color, grain, and texture.

These variations are not considered defects and DARRAN's Limited Lifetime Warranty does not cover color, grain and texture variations associated with natural wood and grain seen in any finish color. DARRAN sets standards for veneer selections; however, variations, especially apparent in light/natural finishes, will occur from one piece to another even if they are finished at the same time.

Finishes such as Clear Maple, Light/Gunstock Walnut, and Clear/Caramel Cherry will display more natural characteristics due to their light stain. Grain, pattern and color from unit to unit are not guaranteed or warranted and products will not be replaced due to these variations. Exposure to light and age will cause darkening of natural wood products; therefore DARRAN cannot guarantee or warrant finish match of new products being placed with existing products in the field.

GLASS

Use of glass overlays on surfaces will void DARRAN's Limited Lifetime Warranty, unless the overlay is installed and maintained in strict accordance with DARRAN's instructions. If an overlay is to be used, please contact DARRAN for installation and maintenance instructions.

GENERAL

Performance questions will be tested to generally accepted practices and AWI guidelines and standards for wood veneer furniture. To obtain performance of the Limited Lifetime Warranty, the purchaser should contact in writing the authorized DARRAN representatives or current dealer who sold the product to the purchaser or mail the warranty claim to:

Warranty Department
 DARRAN Furniture Industries, Inc.
 P.O. Box 7614
 High Point, NC 27264
 Telephone: 336-861-2400 Toll Free: 800-334-7891
 email: warranty@darran.com

EXCEPT FOR THE LIMITED LIFETIME WARRANTY EXPRESSLY DESCRIBED HEREIN, DARRAN MAKES NO OTHER REPRESENTATION OR WARRANTY OF ANY KIND, EXPRESS OR IMPLIED. DARRAN MAKES NO WARRANTY OF MERCHANTABILITY OR FITNESS FOR A PARTICULAR PURPOSE, AND DARRAN WILL NOT UNDER ANY CIRCUMSTANCES BE LIABLE FOR ANY INCIDENTAL OR CONSEQUENTIAL DAMAGES, OR ANY INDIRECT OR SPECIAL DAMAGES.

THE WARRANTY AS STATED ABOVE, SUPERSEDES ALL PREVIOUS WARRANTIES

NO HASSLE FREIGHT DAMAGED MERCHANDISE

DARRAN products are packed in specially designed cartons and padding that protects all edges and corners from damage. This is proven by an industry low damage rate of .0030% per total pieces shipped.

For qualified freight damage claims DARRAN will take responsibility for the claim and remedy processes including assuming total cost coverage from claim settlements.

(Some items may not qualify. Contact Factory for specific details.)

QUALIFIED CLAIM CONDITIONS**VISIBLE CARTON DAMAGE**

1. Take digital pictures of the damaged carton and damaged furniture if visible damage is found upon delivery at the dock
2. Open all cartons with puncture or crushed corner damage.
3. Note any damage to the goods on the Carrier's freight bill as number of pieces damaged.

CONCEALED DAMAGE

1. Take digital pictures of the furniture as it sits partially unpacked. Also, photograph external and internal carton materials that correspond with the damaged area on the product.
2. Carton and damaged unit(s) must be located at the location matching the original delivery address for Carrier inspection.
3. Digital pictures must be provided of the damaged furniture and carton materials

For qualified claims per above contact DARRAN Customer Service Department at 1-800-334-7891 or complete DARRAN's online warranty report form within the 15 day limit. www.darran.com/warrantyreport

NON-QUALIFIED CLAIM CONDITIONS

1. Deliveries made to non-dock locations
2. Claims made after furniture is installed and/or removed from original delivery location
3. Carton and padding has been discarded
4. Carrier used was not DARRAN approved
5. Inspection reveals questionable damages

REPLACEMENT ORDERS

Replacement orders entered without replacement tagging or factory authorization is considered a new order without dispute, therefore full payment is expected and will be collected.

RETURN SHIPMENTS

DARRAN will not accept return of merchandise without a signed RA (return authorization) form.

DARRAN will specify the carrier to be used. Return bills of lading must be marked "Class 125" freight rate and a copy of the RA should be used as a packing list. All returns must be received by DARRAN within 30 days of the RA date or the products will be considered accepted by the customer.

All products being returned must be properly packed and protected to avoid freight damage. Whenever possible, use the original cartons in which the merchandise was shipped. Freight

damage, signs of usage, missing parts, etc., will result in an adjustment of any credit to be issued.

DARRAN will issue RA's for the following reasons:

1. Manufacturing defect (inspection required)
2. Order processing error by DARRAN
3. Shipping error
4. Mismatched carton / merchandise

SPECIFICATION CHANGES

We reserve the right to change without notice any dimension, style, or specification of any model in the DARRAN line. Dimensions shown in the price list are nominal. It is the buyer's responsibility to read specification carefully when matching existing goods is desired.

MANUFACTURING DEFECTS

Claims of manufacturing defects will not be entertained without prior consultation with DARRAN's warranty department. Unauthorized deduction in payment of invoices will not be allowed without prior factory approval. Unapproved deductions are subject to factor's late payment charges.

DAMAGE CLAIMS

Claims of manufacturing damage or freight damage reported as nicks, dents, scratches, etc. after installation of furniture will not be covered under warranty or freight claim.

ATTENTION: Damage claims involving glass or stone components must be inspected and damage noted on delivering freight bill to qualify for replacement.

REPAIR CHARGES

Factory authorization must be secured from DARRAN's warranty department prior to incurring repair charges. Warranty will utilize DARRAN's National Repair Service through the Furniture Medic Franchise (www.furnituremedic.com).

Repair charge authorizations are based on:

- › Set travel rate
- › Average regional job rate
- › Factory set maximum repair time
- › Falsely reported defect claims are subject to local service charges being charged to dealer/distributor.

FINISH MAINTENANCE

Wood office furniture and wood finishes can retain their natural beauty for life if proper care is taken and a stable environment is provided. Fluctuations in humidity and temperature cause panels and solid wood components to expand and contract and may lead to panel warpage and finish "checking" or cracking. Prolonged exposure of furniture to dry heat during winter months should be avoided. Careful examination of interior wood trim may indicate a damaging dry environment. If open joints, splits and cracks are appearing in trimwork consult with a HVAC professional for appropriate remedy.

DARRAN finishes are field repairable should damage occur. Professional furniture repair services are recommended. Regular cleaning with a non-silicone polish is recommended.

ORDERING

All orders should be emailed, mailed or transmitted by fax to:

DARRAN Furniture Industries, Inc.
P.O. Box 7614
High Point, NC 27264
email: orders@darran.com
Fax: 336-861-6485

DARRAN will only accept orders from authorized Dealers. All orders must be accurate and detailed. All Quick Ship orders must contain Quick Ship product ONLY. Orders should be separated and submitted according to lead time. Orders must contain Quick Ship code "QS" or have designated Quick Ship lead time to ensure correct order entry. Orders that contain multiple lead time products will be entered as one order and scheduled with the most extended lead time.

CREDIT APPROVAL

All orders are subject to credit approval for open account. All new accounts must be approved by a local DARRAN Sales Representative and should submit current financial information and trade references to:

DARRAN Furniture Industries, Inc. ATTN: Credit Department
P.O. Box 7614
High Point, NC 27264
Telephone: 336-861-2400 Toll Free: 800-334-7891
Fax: 336-861-2512

Orders submitted without accounts pre-approval or credit approval are subject to acceptance with lead times scheduled only after approval dates.

LEAD TIME SCHEDULE

DARRAN cannot assign a firm lead time until Credit approval and order accuracy are complete. Extended lead times due to credit or information delays are the responsibility of the Buyer.

ORDER DELAY / HOLD

Due to the committed manufacturing cost on Quick Ship processes, DARRAN cannot delay or hold orders, either in process or after completion.

CANCELLATION AND ORDER CHANGES - FEES

Acknowledged orders are considered firm orders and therefore not subject to cancellation or change. However, in the event we are able to stop an order prior to manufacturing process, we will consider cancellation or changes with a reprocessing fee of \$40.00 Net. Exceptions: Quickship orders cannot be changed or canceled after the 3rd business date after acknowledgment. Qualified changes/cancellations will be assessed a \$40.00 Net processing fee.

Changes or cancellation of order with special options or custom quoted items are also subject to additional material and vendor fee costs, plus a DARRAN special/custom reprocessing fee of \$100 NET.

ORDER MOVEUPS

Should an original scheduled ship date need to be improved, the Factory must be contacted 15 business days prior to the desired ship date. Move ups are subject to schedule availability.

ORDER ACKNOWLEDGMENT

Upon credit approval your order will be acknowledged and identified by an order number. When making reference to your order, please use this order number. Your acknowledgment is a detailed description of our interpretation of your order, pricing, shipping information, and estimated delivery date.

If you have not received an Acknowledgment within 10 Days of order issue, contact Customer Service immediately. All Quick Ship order acknowledgments will be faxed or emailed upon request to speed processing. Please read your acknowledgment carefully for correctness and notify DARRAN immediately of any discrepancies. Failure to notify relieves DARRAN from error liability.

Order acknowledgment is the final agreement between DARRAN and the customer superseding all previous communications regarding the order. DARRAN will not be responsible for errors made on orders placed by phone without written confirmation.

SELLING INFORMATION

Possession of this price list does not in itself constitute the right to sell DARRAN products. DARRAN products are sold and distributed through authorized dealerships. Contact factory for a listing of local representatives and dealerships.

INVOICE TERMS

Standard terms are NET 30 days. Finance charges of 1-1/2% will be added to delinquent accounts after 45 Days and for each 30 Days thereafter until paid.

Complaints involving newly received merchandise must be reported within 10 days from receipt to qualify for full invoice remittance suspension or term extension. Otherwise only items in dispute can be suspended from payment of invoice within terms.

WAREHOUSE/STORAGE

DARRAN will determine order warehousing approvals on a case by case basis. Orders that can be accommodated will be limited to a max of 30 days storage and must be invoiced at time of storage. Orders that exceed factory storage capacity will be transferred to local storage facilities subject to current storage rates and handling-transit charges. Storage charges must be paid prior to order release to shipping.

**EXECUTIVE OFFICE & CONFERENCE ROOM
FURNITURE**

November 3, 2015 through November 2, 2020

FSC Group 71

GSA CONTRACT NUMBER: GS-27F-001DA

Business Classification:

WBENC Certified Woman-Owned Small Business

DARRAN FURNITURE INDUSTRIES

2402 SHORE DRIVE

HIGH POINT, NC 27263

336.861.2400 FAX 336.861.6485

Business Classification:

Woman-Owned Small Business

On-line access to contract ordering information, terms and conditions, up-to-date pricing, and the option to create an electronic delivery order are available through GSA Advantage!, a menu driven database system. The INTERNET address for GSA Advantage is <http://www.fss.gsa.gov>

For more information on ordering from Federal Supply Schedules click on the FSS Schedules button at <http://www.fss.gsa.gov>

1a. Special Item Number

711-8: Executive Office Furniture

711-9: Executive Conference Room Furniture

711-11: Tables and Accessories

711-16: Upholstered Seating

711-18: Multi-purpose Seating

2. Maximum Order Limitations:

711-8 \$500,000

711-9 \$500,000

711-11 \$500,000

711-16 \$300,000

711-18 \$200,000

3. Minimum Order: \$100

4. Geographic Coverage: 48 Contiguous States and the District of Columbia

5. Point of Production: High Point, North Carolina (Randolph County)

6. Discount: Prices shown herein are List (Discount is 56.9% Off List)

7. Quantity Discounts:

• \$467,837 List to \$1,000,000 List = 59.70%

• \$1,000,001 List to \$1,315,789 List = 61.70%

8. Payment Terms: ½% - Net 15 Days, Net 30 Days

8a. Terms and Conditions of Government Credit Card Acceptance:

a. No discount allowed for payment by Government Purchase Card

b. Provide commercial credit card number

c. Provide commercial credit card expiration date

d. Provide individual's name as it appears on

credit card

e. Provide telephone number of individual to whom credit is issued

9a. Government Purchase Cards are accepted below the Micro Purchase Threshold.

9b. Government Purchase Cards are accepted above the Micro Purchase Threshold.

10. Foreign Terms: None

11a. Time of Delivery: Regular Product: 60 - 90 days after receipt of order

Quick Ship Program: Contact DARRAN

11b. Quick Ship Program: Items available for expedited delivery are included in main Price Lists.

11c. Overnight and 2-day delivery: N/A

11d. Urgent Requirements: Will be considered on an individual basis. Contact DARRAN for details.

12. FOB Point: All destinations are limited to Commercial docks only. Carriers may refuse non-dock deliveries.

12a. Freight Prices:

a. All prices shown are suggested list prices with freight included where indicated.

b. Freight allows delivery to one qualified destination.

c. Within the Continental USA, all orders above \$1,500 net are shipped FOB factory, freight prepaid and allowed. All orders less than \$1,500 net will be subject to a \$100 net freight charge.

13. Ordering Address:

DARRAN Furniture Industries

P.O. Box 7614

High Point, NC 27264

Ph: 800.334.7891

Fax: 336.861.6485

13a. Payment Address:

Rosenthal & Rosenthal Southeast

P.O. Box 733909

Dallas, TX 75373-3909

14. Warranty Provision: Limited Lifetime (Contact DARRAN for details)

15. Export Packing Charges: Quoted on request

13. Terms and Conditions: Order Cancellation / Changes.

Restocking/Returns: No merchandise may be returned without a return authorization and shipping instructions. No credit or allowance will be given for repairs to defective materials unless DARRAN has given authority to make such repairs. A restocking charge of 25% will apply.

Cancellation: No cost prior to production. After

gsa customer information

production has begun, only actual cost incurred will be billed to the Government that cannot be recovered through resale in 6 months

14. Terms and Condition of Rental, Maintenance and Repair: Consult the Factory.

15. Terms and Conditions of Installation: Installation by a Third party to be quoted on a per job basis. The ordering must specify what ranges of installation services are required.

16. Terms and Conditions of Repair Parts: Contact DARRAN for details.

17. List of Service and distribution points: Contact DARRAN for details..

18. Preventative Maintenance: Information enclosed with product.

19. List of Participating Dealers: Contact DARRAN for details.

23. Environmental Attributes: DARRAN is compliant with EPA standards. All plywood core material is CARB 2 compliant and contains recycled content. All DARRAN Casegood Products are BIFMA Level 2 Certified. DARRAN is FSC CoC Certified and our products are MAS Certified for Indoor Air Quality.

23a. Recyclable and Recycled Content Packaging: The corrugated packaging that is supplied to DARRAN, meets the federal mandate that requires the paperboard to be composed of 30%-50% recycled paper, and in some cases the recycled content is close to 100%.

23b. Chemical Emission: DARRAN finishes its products in an ENVI-CT Finish. (Environmental Coatings Technology). DARRAN's seating is finished with a low VOC Conversion Varnish and the casegoods are finished with a formaldehyde free, low VOC Urethane finish. These ENVI-CT finishes allow DARRAN's products to be MAS Certified Green under the ANSI BIFMA X7.1 Standard. Products assist with LEED 4.5 Credit.

23c. Vapor Emissions: DARRAN's ENVI-CT finishes use the latest environmental coatings technology to provide lasting durability and exceptional clarity. The ENVI-CT finishes allows DARRAN casegoods to be MAS Certified Green meeting LEED Credit 4.5.

24a. Duns Number: 08-363-5318

24b. Cage Code: 0Y-6B6

24c. Federal ID Number: 56-117-1971

24d. NAICS Code: 337211

25. SAM Network: DARRAN is registered

SHIPPING SCHEDULE

DARRAN will make every effort to match shipping requests that are clearly noted on orders. However, the company accepts no liability for failure of delivery and/or delay if the occurrence is outside the control of DARRAN. To ensure specific time arrival, we recommend arranging single stop, designated load carriers. Less than trailer load (LTL) shipments cannot be coordinated for a guaranteed delivery time.

PRICES

- › All prices shown are suggested list prices with freight included where indicated.
- › Freight allows delivery to one qualified destination.
- › Within the Continental USA, all orders above \$1,500 net are shipped FOB factory, freight prepaid and allowed. All orders less than \$1,500 net will be subject to a \$100 net freight charge.
- › If shipment unloading takes longer than the specified 3 hours, a charge of \$100 per hour will be billed.

CALL BEFORE DELIVERY REQUEST

DARRAN will arrange for carriers to call before delivery when requested.

Important Non-Qualified Destinations DARRAN Prepaid Freight Pricing does not include delivery to:

- › Residential Areas
- › Restricted Commercial Areas
- › No Dock Locations
- › Inside delivery/setup service

Orders received and installed without professional Furniture Installers voids all Warranty Coverage.

CARRIER SELECTION

DARRAN selects and uses only carriers specialized in furniture transportation. Customer requested carriers can be authorized using Freight Excluded pricing with invoice add-on.

EXPRESS CARRIERS

DARRAN assumes no responsibility for charges incurred caused by delayed or late deliveries. If a guaranteed delivery time is needed please call DARRAN Customer Service at 1.800.334.7891 for a quote as additional charges will apply. Weekend or after-hours deliveries are subject to additional charges.

FEATURES & ADVANTAGES

VENEER AND HPL TOPS

Veneer tops and high-pressure laminate tops feature a 45-pound density substrate with balanced 3-ply construction. Tops are 1" thick and connected to the frame with a top horn assembly. DARRAN only uses HPVA A Grade Flat Cut Cherry, Maple, and Walnut Veneers. Cherry and Walnut veneers are book-matched. Oak, Maple, and Ash Veneers are slip-matched. Veneer tops feature a 3mm external solid hardwood band, HPL tops feature a 2mm flat PVC band or a laminate self-edge.

TFL TOPS

Thermally Fused Laminate tops feature a 45-pound density substrate with balanced 3-ply construction. Tops are 1" thick and connected to the frame with a top horn assembly. Laminate tops feature a 2mm flat PVC band.

CHASSIS & PEDESTAL CONSTRUCTION

All pedestals and chassis are constructed with 3/4" thick balanced 3-ply panels. Panels are securely fastened together using rails that are bored and doweled, glued, metal reinforcement brackets and wood cleat construction. Thick end panels are pre-bored to accept a tee nut for the adjustable glide and are reinforced with pvc banding to prevent glide tear out. Glue blocks are used where 3/4" thick panels are joined, bored for tee nut to accept adjustable glide.

ADJUSTABLE GLIDES

Glides provide 1" of vertical leveling adjustment. Glide bottom is durable metal.

DRAWERS

All drawers are constructed of four sides and a bottom, which are attached to a drawer front with screws for easy removal. Drawer fronts feature vertically matched veneer within each pedestal. Pencil trays are standard in all box drawers. Jamestown, Prado, Rift, and Spaces feature maple veneer 1/2" thick material for drawer sides, fronts and backs with a UV finish for maximum durability. Drawer bottoms are 7/32" thick 3-ply maple veneer. Drawer boxes are assemble at each corner with dowel joinery for maximum drawer strength. Capitol Park, Central Park, NSsq, Reception Park, and Richmond Park feature drawers that are 1/2" thick wood grained wrapped 5 sided miter-folded construction with 1/8" thick hardboard bottoms.

SUSPENSIONS

All casegoods utilize cold rolled steel zinc plated high-grade drawer suspensions. All suspensions are warranted for the lifetime of the product. Box and File drawers are full extension, featuring steel ball bearings for a smoother quieter range of motion with soft close operation and are rated 100lbs. Lateral file drawers are a progressive action full extension suspension with the soft close operation and is rated at 150lbs. Lateral files include anti tip mechanism that will allow only one drawer at a time to be opened.

HINGES

Units with doors include 95 degree swing hinges.

FILING

Central Park features a highly durable black plastic extrusion that is securely fastened into a route on top of the drawer to support hanging files. An adjustable crossbar is provided for all file drawers that enables legal/letter filing front to back or side-to-side based on the drawer size.

Jamestown, Prado, Rift, and Spaces feature metal file frames around the perimeter of the drawers with cross bars secured to the drawer sides to support hanging files. A metal adjustable cross bar is standard with all file drawers to support letter/legal filing front to back or side to side. File drawers have one adjustable cross bar and lateral files have two adjustable cross bars. See filing reference for details.

LOCKS

Silver, black or bronze face locks are standard on all desks, credenzas, returns, and modular pedestals and match the color of the pull selection. Locks are optional on door storage, overhead storage, towers with doors and all door units. Each drawer pedestal is independently locked. Lock plugs are factory or field installed.

KEYING

Keying is available either factory or field installed. Factory installed keying is random.

WIRE MANAGEMENT

Wire management capabilities include standard and optional worksurface grommets. Specify W-1 under surface wire channels for organization and management of all communication wires and cords. Horizontal J-Channel wire management (Sku: W-1) is sold separately to conceal wire under worksurfaces.

GROMMETS

Metal grommets are provided to match the drawer pull selection. Grommet is available in black, silver, white or antique brass. Must specify standard or non-standard location. Black plastic grommets are available as an option for vertical applications.

POWERPORTS

A large selection of powerports are available and handle power, data, docking stations and communication. See options section for selection.

FINISHES

"W" Veneer VENEER	"G" HPL LAMINATE HPL TOPS	"M" TFL THERMALLY FUSED LAMINATE
WAC Amber Cherry	GAC Amber Cherry	MAC Amber Cherry
WRC Caramel Cherry	N/A	N/A
WIC Crimson Cherry	GIC Crimson Cherry	N/A
WEC Ebony on Cherry	GEC Ebony	MEC Ebony
WHC Honey Cherry	GHC Honey Cherry	MHC Honey Cherry
WOC KoKo Cherry	GOC KoKo Cherry	MOC KoKo Cherry
WSC Scotch Cherry	N/A	N/A
WAM Alabaster Maple	GAM Alabaster Maple	N/A
WCM Clear Maple	GCM Clear Maple	N/A
WWM Wheat Maple	GWM Wheat Maple	N/A
WEW Executive Walnut	GEW Executive Walnut	N/A
WGW Gunstock Walnut	N/A	MGW Gunstock Walnut
WBW Henna Walnut	N/A	N/A
WJW Judicial Walnut	N/A	N/A
WNW Natural Walnut	GNW Natural Walnut	N/A
TGLV Gray Luster Walnut	N/A	N/A
TSTV Studio Teak Walnut	GSTV Studio Teak Walnut	MTW Studio Teak Walnut
TSMV Seattle Mist	N/A	N/A
TSLV Skyline Walnut	GSLV Skyline Walnut	N/A
WWP Designer White Paint	GWL Designer White	MWL Designer White

***FINISHES ONLY AVAILABLE WITH FLAT EDGE
HPL TOPS ON TFL PRODUCTS ADD 10% - AVAILABLE WITH FLAT EDGE ONLY**

Send 3x3 or larger finish chip for color match. Custom finish upcharge is 3% or \$250 Net (whichever is greater).

FINISH

ENVI-CT Green Certified European Technology Coatings Finish.

VENEER AND HPL TOPS

Veneer tops and high-pressure laminate tops feature a 45-pound density substrate with balanced 3-ply construction. Tops are 1" thick and connected to the frame with a top horn assembly. DARRAN only uses HPVA A Grade Flat Cut Cherry, Maple, and Walnut Veneers. Cherry and Walnut veneers are book-matched. Oak, Maple, and Ash Veneers are slip-matched. Veneer tops feature a 3mm external solid hardwood band, HPL tops features a 2mm flat PVC band or a laminate self-edge.

TFL TOPS

Thermally Fused Laminate tops feature a 45-pound density substrate with balanced 3-ply construction. Tops are 1" thick and connected to the frame with a top horn assembly. Laminate tops feature a 2mm flat PVC band.

CHASSIS

¾" thick core, Medium Density Fiberboard (MDF) rated EPP/SCS/CARB-II material with 3 ply balanced construction. Pedestal and cabinets feature dowel construction reinforced with steel bracket plates, wood cleats, screws and glue. Exposed interiors feature finished veneer of same species as exterior faces. Panel molding standard on approach and end panels of all worksurface height units.

NOTE: All units are standard with 1" adjustable glides that allow for leveling of units.

DRAWER FRONTS

Drawer fronts are vertically matched in balanced sets. Doors feature vertical veneer bookmatched horizontally in sets of 2 / 4 and 6 doors. All drawers and doors have traditional scallop profile edge shape. All tower fronts matched in vertical sets.

DRAWERS

Drawers feature mitre joint / dowel construction with a natural maple finish. All drawers extend 100% for full access on steel ball bearing

slides with cushion in-out stops. Drawers have been tested and passed BIFMA 50,000 cycle test. File drawers feature ¼" bottoms reinforced for heavy weight capacity. All drawers are guaranteed lifetime with free replacement warranty.

OPTIONAL WOOD DRAWERS

Optional hardwood veneer plywood drawers feature banded top and bottom edges for smoothness. Drawers are dowel joint construction with a UV cured finish over maple veneers, plus a lifetime free replacement guarantee.

Optional Wood Drawer (Any Size) – Option Code P33...\$40 List Price Per Drawer

RANDOM LOCKS & KEYING (STANDARD)

Locks are standard on all storage units below the worksurface. Random lock cores are installed at the factory. Some units may be shipped with the same key number. Locks are Silver, Black or Bronze and match pull finish unless specified.

- SRK: Random Silver Random Key - n/c
- BRK: Random Black Random Key - n/c
- ZRK: Random Bronze Random Key - n/c

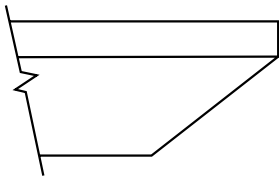
FIELD INSTALLED LOCKS & KEYING (OPTION)

Field installed lock option can be selected, each unit is shipped with an empty lock cylinder. A separate line item must be ordered to receive the numbered lock cores for field installation. Field installed locks are available at no additional charge. Specify Silver or Black Locks.

- SFK: Field Installed Silver Random Key - n/c
- BFK: Field Installed Black Random Key - n/c
- ZFK: Field Installed Bronze Random Key - n/c

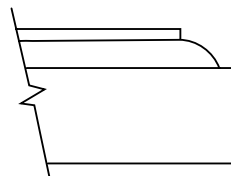
"W" & "G" STANDARD PROFILE

Central Park Edge for "W" and "G" Styles



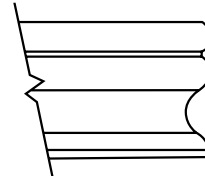
LEDGE

"W" 3mm Solid Hardwood Band
"G" HPL Self Edge

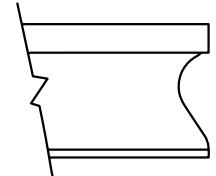


CLASSIC

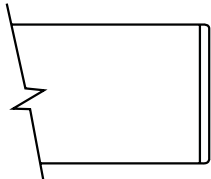
"W" 3mm Solid Hardwood Band
"G" HPL Self Edge



COBEE

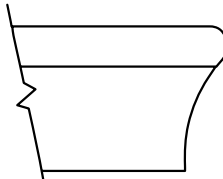


COVE

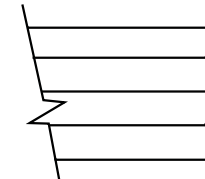


FLAT

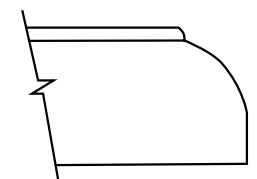
"W" 3mm Solid Hardwood Band
"G" HPL Self Edge



KNIFE



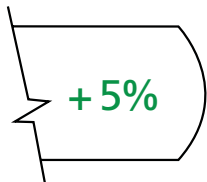
REED




WATERFALL

"W" PREMIUM PROFILE

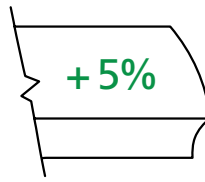
3/4" Hardwood Rim Band Species Same As Surface Veneer



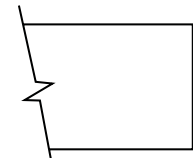
BULLNOSE



OGEE



RADIUS



FLAT

2 mm PVC Edge

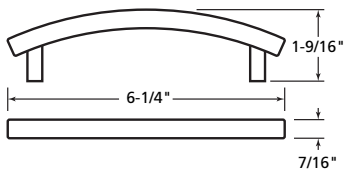
"M" STANDARD PROFILE

Central Park Edges for "M" Styles


PULLS/KNOBS

Factory Installed

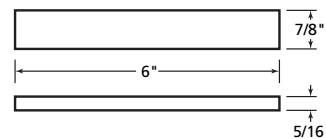
\$15 per pull on Overhead and Wall Hung units



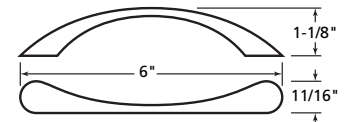
PL-112 Matte Black
PL-113 Matte Nickel



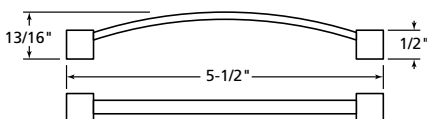
PL-115 Matte Black
PL-116 Matte Nickel



PL-210 Anodized Aluminum



PL-105 Matte Black
PL-106 Matte Nickel



PL-125 Antique Pewter
PL-126 Antique English
PL-127 Matte Black

OPTIONAL GROMMETS

Factory Installed

Grommets (Standard Location)

Specify Color and Left/Right/Center - \$45 ea.

- Black: TM30-R (Right), TM30-L (Left), TM30-C (Center)

- Silver: TM31-R (Right), TM31-L (Left), TM31-C (Center)

- Antique Brass: TM33-R (Right), TM33-L (Left), TM33-C (Center)


Grommets (Non-Standard Location)

Provide drawing w/ Grommet Location and Specify Color - \$90 ea.

- Black: TM30-NS

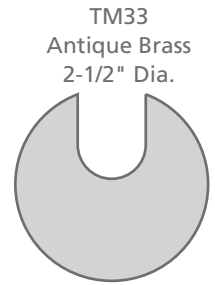
- Silver: TM31-NS

- Antique Brass: TM33-NS



Horizontal J-Channel wire management (Sku: W-1) is sold separately to conceal wire under worksurfaces.

W1



GROMMETS (VERTICAL SURFACE)

Standard Location - \$45 ea.


- Black Plastic Vertical Surface: TM50-C (Bottom Center)

Non-Standard Location - \$90 ea.

- Black Plastic Vertical Surface: TM50-NS

STANDARD GROMMET LOCATION REFERENCE

Not available over pedestals



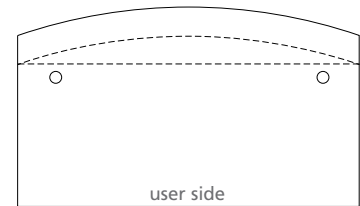
Desk

Specify Right or Left Grommet



6" Overhang Desk

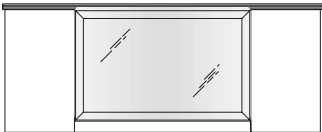
Specify Right or Left Grommet



6"/12" Bow Front Desk

Specify Right or Left Grommet

MODESTY REFERENCE




M39
Full Modesty
SilverLuma Frame w/ Frost Insert

GRAIN DIRECTION



Desk



Runoff Desk

Grain Direction on TFL Units

Above 60" runs end to end


INTERIOR DRAWER DIMENSIONS

UNIT DEPTH	DRAWER TYPE	OVERALL DIMENSIONS			INTERIOR DRAWER DIMENSIONS			NOTES
		W	D	H	W	D	H	
15-5/8" Letter	36" Box	13-1/8	19-11/16	4	12-1/8	18-11/16	3-7/16	Units less than 72"
	36" File	13-1/8	19-11/16	9-13/16	12-1/8	18-11/16	9-5/16	Units less than 72"
	30" Box	13-1/8	19-11/16	4	12-1/8	18-11/16	3-7/16	Units less than 72"
	30" File	13-1/8	19-11/16	9-13/16	12-1/8	18-11/16	9-5/16	Units less than 72"
	24" Box	13-1/8	16-1/16	4	12-1/8	15-1/16	3-7/16	Units less than 72"
	24" File	13-1/8	16-1/16	9-13/16	12-1/8	15-1/16	9-5/16	Units less than 72"


FILING REFERENCE

FILING FOR 24" DEPTH UNITS

13 1/8" Wide File Drawer - 16 1/16" Deep




Letter Front to Back




Legal Side to Side
with File Rail

FILING FOR 30" & 36" DEPTH UNITS


13 1/8" Wide File Drawer - 19 11/16" Deep



Letter Front to Back



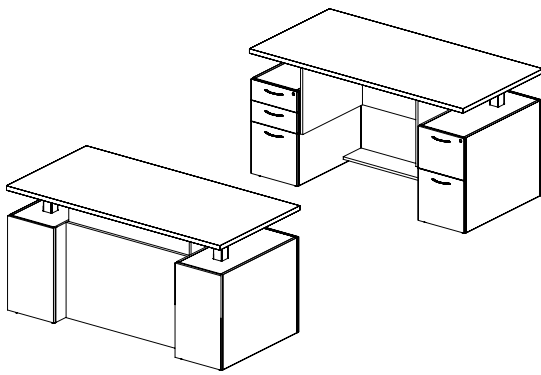
Legal Side to Side
with File Rail



Letter Side to Side
with File Rail

CENTRAL PARK HEIGHT ADJUSTABLE

BREAKFRONT CHASSIS DESKS



HEIGHT ADJUSTABLE DOUBLE PEDESTAL DESK

STANDARD FEATURES

- Adjustable height from 29" to 47.5" with a maximum weight capacity of 350 lbs.
- Box/Box/File (left)
- Breakfront chassis
- File/File (right)
- Legal/Letter filing
- Metal parts include 5 year warranty
- Motor includes 2 year warranty
- Privacy surround panels
- Programmable height adjustable mechanism
- "W" & "G" SKUs feature soft close suspensions.

"M" SKUs feature ball bearing suspensions. Both suspensions are full extension.

NOTES

- All units are standard w/ flush ends
- Modesty is recessed 6"

[CLICK HERE TO VIEW PRODUCT INDEX](#)

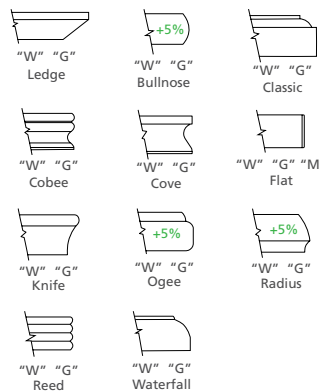
1 SELECT A STYLE

DIMENSIONS		STYLE NUMBER	LIST PRICE	STYLE NUMBER	LIST PRICE	STYLE NUMBER	LIST PRICE
"W" x D" x H"	WGT	"W" Veneer Top Veneer Chassis		"G" High Pressure Laminate Top Veneer Chassis		"M" Thermally Fused Laminate Top Thermally Fused Laminate Chassis	
84 x 36 x 29	345	CPC8436DD004W	6994	CPC8436DD004G	6994	CPC8436DD004M	5408
72 x 36 x 29	315	CPC7236DD004W	6757	CPC7236DD004G	6757	CPC7236DD004M	5336
72 x 30 x 29	300	CPC7230DD004W	6510	CPC7230DD004G	6510	CPC7230DD004M	4991
66 x 36 x 29	300	CPC6636DD004W	6618	CPC6636DD004G	6618	CPC6636DD004M	5248
66 x 30 x 29	270	CPC6630DD004W	6376	CPC6630DD004G	6376	CPC6630DD004M	4878
60 x 30 x 29	260	CPC6030DD004W	6320	CPC6030DD004G	6320	CPC6030DD004M	4847

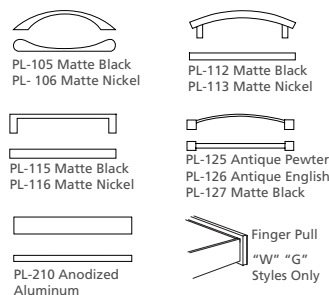
2 SELECT A FINISH

"W" Veneer	"G" HPL	"M" TFL	Finish
WAC	GAC	MAC	Amber Cherry
WRC	-	-	Caramel Cherry
WIC	GIC	-	Crimson Cherry
WEC	GEC	MEC	Ebony
WHC	GHC	MHC	Honey Cherry
WOC	GOC	MOC	KoKo Cherry
WSC	-	-	Scotch Cherry
WAM	GAM	-	Alabaster Maple
WCM	GCM	-	Clear Maple
WWM	GWM	-	Wheat Maple
WEW	GEW	-	Executive Walnut
WGW	-	MGW	Gunstock Walnut
WBW	-	-	Henna Walnut
WJW	-	-	Judicial Walnut
WNW	GNW	-	Natural Walnut
TGLV	-	-	Gray Luster Walnut
TSTV	GSTV	MTW	Studio Teak Walnut
TSMV	-	-	Seattle Mist Walnut
TSLV	GSLV	-	Skyline Walnut
WWP	GWL	MWL	Designer White

3 SELECT AN EDGE



4 SELECT HARDWARE



5 OPTIONS

ACCESSORIES

- K28: Articulating Keyboard w/ Mouse - \$375
- K31: Center drawer - \$195

DRAWER

- P6: Modify File/File to Box/Box/File - \$50 per pedestal
- P33: Wood Drawer Upgrade - \$40 per drawer
- WPD3061: Designer White - \$75 per pedestal fronts

GROMMETS (STANDARD LOCATION)

- Specify Color and Left/Right - \$45 ea.
- Black: TM30-R (Right), TM30-L (Left)
- Silver: TM31-R (Right), TM31-L (Left)
- Antique Brass: TM33-R (Right), TM33-L (Left)

GROMMETS (NON-STANDARD LOCATION)

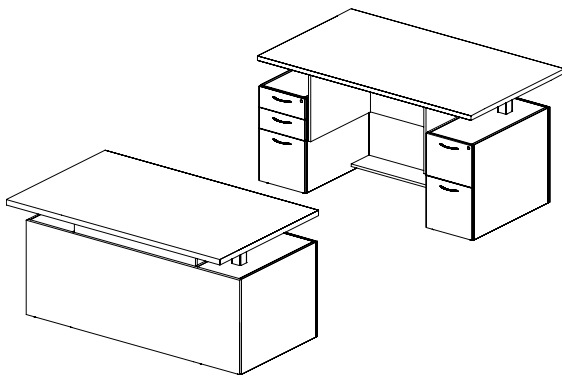
- Provide drawing w/ grommet location and specify color - \$90 ea.
- Black: TM30-NS
- Silver: TM31-NS
- Antique Brass: TM33-NS

MODESTY

- M39: SilverLuma frame/frost (Full Modesty) - \$625

CENTRAL PARK HEIGHT ADJUSTABLE

FLUSH CHASSIS DESKS W/ OVERHANG



HEIGHT ADJUSTABLE FULL DOUBLE PEDESTAL DESK

STANDARD FEATURES

- Adjustable height from 29" to 47.5" with a maximum weight capacity of 350 lbs.
- Box/Box/File (left)
- File/File (right)
- Legal/Letter filing
- Metal parts include 5 year warranty
- Motor includes 2 year warranty
- Privacy surround panels
- Programmable height adjustable mechanism
- "W" & "G" SKUs feature soft close suspensions, "M" SKUs feature ball bearing suspensions.

Both suspensions are full extension.

NOTES

- All units are standard w/ flush ends
- Modesty is recessed 6"
- 36" units have 30" chassis
- 30" units have 24" chassis

[CLICK HERE TO VIEW PRODUCT INDEX](#)

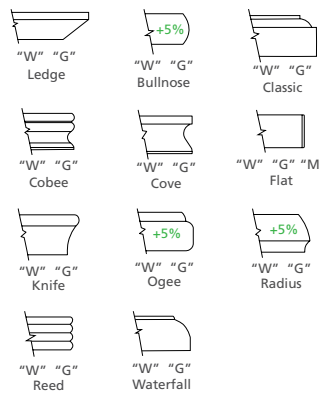
1 SELECT A STYLE

DIMENSIONS		STYLE NUMBER	LIST PRICE	STYLE NUMBER	LIST PRICE	STYLE NUMBER	LIST PRICE
"W" x "D" x "H"	WGT	"W" Veneer Veneer Top Veneer Chassis		"G" HPL High Pressure Laminate Top Veneer Chassis		"M" TFL Thermally Fused Laminate Top Thermally Fused Laminate Chassis	
84 x 36 x 29	365	CPC8436DD033W	6788	CPC8436DD033G	6788	CPC8436DD033M	5202
72 x 36 x 29	330	CPC7236DD033W	6551	CPC7236DD033G	6551	CPC7236DD033M	5130
72 x 30 x 29	320	CPC7230DD033W	6304	CPC7230DD033G	6304	CPC7230DD033M	4785
66 x 36 x 29	315	CPC6636DD033W	6412	CPC6636DD033G	6412	CPC6636DD033M	5042
66 x 30 x 29	295	CPC6630DD033W	6170	CPC6630DD033G	6170	CPC6630DD033M	4672
60 x 30 x 29	275	CPC6030DD033W	6114	CPC6030DD033G	6114	CPC6030DD033M	4641

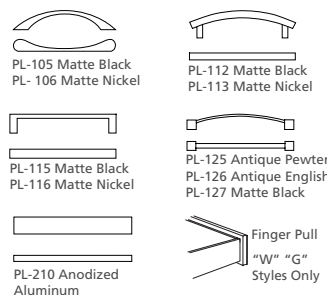
2 SELECT A FINISH

"W" Veneer	"G" HPL	"M" TFL	Finish
WAC	GAC	MAC	Amber Cherry
WRC	-	-	Caramel Cherry
WIC	GIC	-	Crimson Cherry
WEC	GEC	MEC	Ebony
WHC	GHC	MHC	Honey Cherry
WOC	GOC	MOC	KoKo Cherry
WSC	-	-	Scotch Cherry
WAM	GAM	-	Alabaster Maple
WCM	GCM	-	Clear Maple
WWM	GWM	-	Wheat Maple
WEW	GEW	-	Executive Walnut
WGW	-	MGW	Gunstock Walnut
WBW	-	-	Henna Walnut
WJW	-	-	Judicial Walnut
WNW	GNW	-	Natural Walnut
TGLV	-	-	Gray Luster Walnut
TSTV	GSTV	MTW	Studio Teak Walnut
TSMV	-	-	Seattle Mist Walnut
TSLV	GSLV	-	Skyline Walnut
WWP	GWL	MWL	Designer White

3 SELECT AN EDGE



4 SELECT HARDWARE



5 OPTIONS

ACCESSORIES

- K28: Articulating Keyboard w/ Mouse - \$375
- K31: Center drawer - \$195

DRAWER

- P6: Modify File/File to Box/Box/File - \$50 per pedestal
- P33: Wood Drawer Upgrade - \$40 per drawer
- WPD3061: Designer White - \$75 per pedestal fronts

GROMMETS (STANDARD LOCATION)

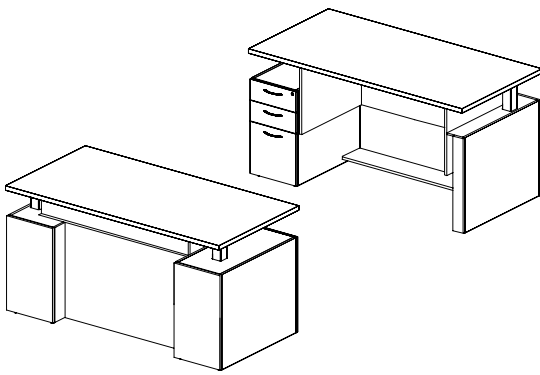
- Specify Color and Left/Right - \$45 ea.
- Black: TM30-R (Right), TM30-L (Left)
- Silver: TM31-R (Right), TM31-L (Left)
- Antique Brass: TM33-R (Right), TM33-L (Left)

GROMMETS (NON-STANDARD LOCATION)

- Provide drawing w/ grommet location and specify color - \$90 ea.
- Black: TM30-NS
- Silver: TM31-NS
- Antique Brass: TM33-NS

CENTRAL PARK HEIGHT ADJUSTABLE

DOUBLE BREAKFRONT / SINGLE PEDESTAL DESKS



HEIGHT ADJUSTABLE SINGLE FULL PEDESTAL

STANDARD FEATURES

- Adjustable height from 29" to 47.5" with a maximum weight capacity of 350 lbs.
- Box/Box/File
- Electronic mechanism with programmable lift
- Full extension drawers - locking
- Legal/Letter filing
- Metal parts include 5 year warranty
- Motor includes 2 year warranty
- Privacy Surround Panels
- Programmable height adjustable mechanism
- "W" & "G" SKUs feature soft close suspensions.

- "M" SKUs feature ball bearing suspensions. Both suspensions are full extension.

NOTES

- 6" Recessed Modesty
- All units are standard w/ flush ends
- Hookup hardware

[CLICK HERE TO VIEW PRODUCT INDEX](#)

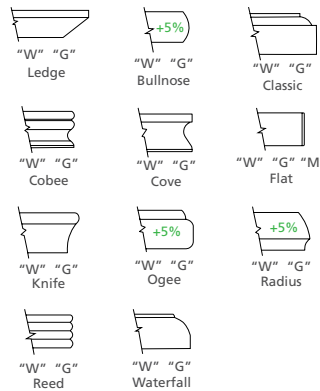
1 SELECT A STYLE

DIMENSIONS		STYLE NUMBER		LIST PRICE	STYLE NUMBER		LIST PRICE	STYLE NUMBER		LIST PRICE
W" x D" x H"	WGT	"W" Veneer	Veneer Top Veneer Chassis		"G" HPL	High Pressure Laminate Top Veneer Chassis		"M" TFL	Thermally Fused Laminate Top Thermally Fused Laminate Chassis	
Left Pedestal										
84 x 36 x 29-47.5	315	CPC8436DS742W	6449	CPC8436DS742G	6449	CPC8436DS742M	4921			
72 x 36 x 29-47.5	275	CPC7236DS742W	6221	CPC7236DS742G	6221	CPC7236DS742M	4853			
72 x 30 x 29-47.5	265	CPC7230DS742W	5985	CPC7230DS742G	5985	CPC7230DS742M	4515			
66 x 36 x 29-47.5	265	CPC6636DS742W	6086	CPC6636DS742G	6086	CPC6636DS742M	4764			
66 x 30 x 29-47.5	225	CPC6630DS742W	5854	CPC6630DS742G	5854	CPC6630DS742M	4409			
60 x 30 x 29-47.5	200	CPC6030DS742W	5798	CPC6030DS742G	5798	CPC6030DS742M	4376			
Right Pedestal										
84 x 36 x 29-47.5	315	CPC8436DS743W	6449	CPC8436DS743G	6449	CPC8436DS743M	4921			
72 x 36 x 29-47.5	275	CPC7236DS743W	6221	CPC7236DS743G	6221	CPC7236DS743M	4853			
72 x 30 x 29-47.5	265	CPC7230DS743W	5985	CPC7230DS743G	5985	CPC7230DS743M	4515			
66 x 36 x 29-47.5	265	CPC6636DS743W	6086	CPC6636DS743G	6086	CPC6636DS743M	4764			
66 x 30 x 29-47.5	225	CPC6630DS743W	5854	CPC6630DS743G	5854	CPC6630DS743M	4409			
60 x 30 x 29-47.5	200	CPC6030DS743W	5798	CPC6030DS743G	5798	CPC6030DS743M	4376			

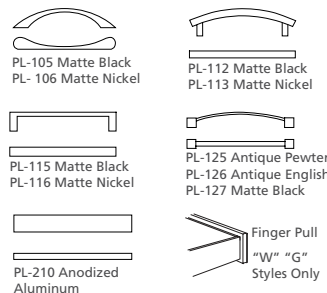
2 SELECT A FINISH

"W" Veneer	"G" HPL	"M" TFL	Finish
WAC	GAC	MAC	Amber Cherry
WRC	-	-	Caramel Cherry
WIC	GIC	-	Crimson Cherry
WEC	GEC	MEC	Ebony
WHC	GHC	MHC	Honey Cherry
WOC	GOC	MOC	KoKo Cherry
WSC	-	-	Scotch Cherry
WAM	GAM	-	Alabaster Maple
WCM	GCM	-	Clear Maple
WWM	GWM	-	Wheat Maple
WEW	GEW	-	Executive Walnut
WGW	-	MGW	Gunstock Walnut
WBW	-	-	Henna Walnut
WJW	-	-	Judicial Walnut
WNW	GNW	-	Natural Walnut
TGLV	-	-	Gray Luster Walnut
TSTV	GSTV	MTW	Studio Teak Walnut
TSMV	-	-	Seattle Mist Walnut
TSLV	GSLV	-	Skyline Walnut
WWP	GWL	MWL	Designer White

3 SELECT AN EDGE



4 SELECT HARDWARE



5 OPTIONS

ACCESSORIES

- K28: Articulating Keyboard w/ Mouse - \$375
- K31: Center drawer - \$195

DRAWER

- P6: Modify Box/Box/File to File/File - \$50 per pedestal
- P33: Wood Drawer Upgrade - \$40 per drawer
- WPD3061: Designer White - \$75 per pedestal fronts

GROMMETS (STANDARD LOCATION)

- Specify Color and Left/Right - \$45 ea.
- Black: TM30-R (Right), TM30-L (Left)
- Silver: TM31-R (Right), TM31-L (Left)
- Antique Brass: TM33-R (Right), TM33-L (Left)

GROMMETS (NON-STANDARD LOCATION)

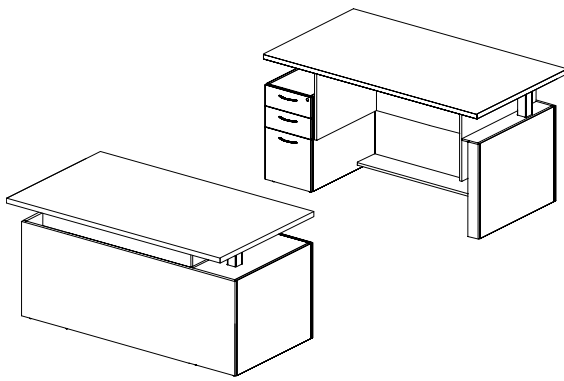
- Provide drawing w/ grommet location and specify color - \$90 ea.
- Black: TM30-NS
- Silver: TM31-NS
- Antique Brass: TM33-NS

MODESTY

- M39: SilverLuma Frame w/ Frost insert (full modesty) - \$625

CENTRAL PARK HEIGHT ADJUSTABLE

FLUSH CHASSIS SINGLE PEDESTAL DESKS W/ OVERHANG TOP



HEIGHT ADJUSTABLE SINGLE FULL PEDESTAL

STANDARD FEATURES

- Box/Box/File
- Full extension drawers - locking
- Hookup hardware
- Metal parts include 5 year warranty
- Motor includes 2 year warranty
- Privacy surround panels
- Programmable height adjustable mechanism
- "W" & "G" SKUs feature soft close suspensions, "M" SKUs feature ball bearing suspensions. Both suspensions are full extension.

NOTES

- 30" D Has 24" D Chassis
- 36" D Has 30" D Chassis
- 6" Overhang
- All units are standard w/ flush ends

[CLICK HERE TO VIEW PRODUCT INDEX](#)

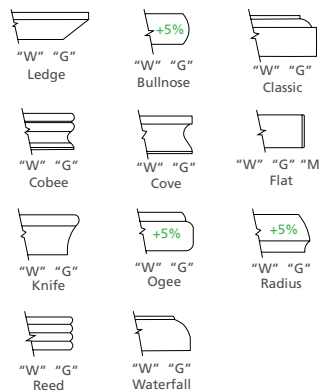
1 SELECT A STYLE

DIMENSIONS		STYLE NUMBER		LIST PRICE	STYLE NUMBER		LIST PRICE	STYLE NUMBER		LIST PRICE
W" x D" x H"	WGT	"W" Veneer	Veneer Top Veneer Chassis		"G" HPL	High Pressure Laminate Top Veneer Chassis		"M" TFL	Thermally Fused Laminate Top Thermally Fused Laminate Chassis	
Left Pedestal										
84 x 36 x 29	315	CPC8436DS642W		6479	CPC8436DS642G		6479	CPC8436DS642M		4893
72 x 36 x 29	275	CPC7236DS642W		6242	CPC7236DS642G		6242	CPC7236DS642M		4821
72 x 30 x 29	255	CPC7230DS642W		5995	CPC7230DS642G		5995	CPC7230DS642M		4476
66 x 36 x 29	255	CPC6636DS642W		6103	CPC6636DS642G		6103	CPC6636DS642M		4733
66 x 30 x 29	220	CPC6630DS642W		5861	CPC6630DS642G		5861	CPC6630DS642M		4363
60 x 30 x 29	200	CPC6030DS642W		5805	CPC6030DS642G		5805	CPC6030DS642M		4332
Right Pedestal										
84 x 36 x 29	315	CPC8436DS641W		6479	CPC8436DS641G		6479	CPC8436DS641M		4893
72 x 36 x 29	275	CPC7236DS641W		6242	CPC7236DS641G		6242	CPC7236DS641M		4821
72 x 30 x 29	255	CPC7230DS641W		5995	CPC7230DS641G		5995	CPC7230DS641M		4476
66 x 36 x 29	255	CPC6636DS641W		6103	CPC6636DS641G		6103	CPC6636DS641M		4733
66 x 30 x 29	220	CPC6630DS641W		5861	CPC6630DS641G		5861	CPC6630DS641M		4363
60 x 30 x 29	200	CPC6030DS641W		5805	CPC6030DS641G		5805	CPC6030DS641M		4332

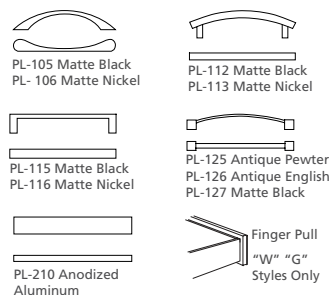
2 SELECT A FINISH

"W" Veneer	"G" HPL	"M" TFL	Finish
WAC	GAC	MAC	Amber Cherry
WRC	-	-	Caramel Cherry
WIC	GIC	-	Crimson Cherry
WEC	GEC	MEC	Ebony
WHC	GHC	MHC	Honey Cherry
WOC	GOC	MOC	KoKo Cherry
WSC	-	-	Scotch Cherry
WAM	GAM	-	Alabaster Maple
WCM	GCM	-	Clear Maple
WWM	GWM	-	Wheat Maple
WEW	GEW	-	Executive Walnut
WGW	-	MGW	Gunstock Walnut
WBW	-	-	Henna Walnut
WJW	-	-	Judicial Walnut
WNW	GNW	-	Natural Walnut
TGLV	-	-	Gray Luster Walnut
TSTV	GSTV	MTW	Studio Teak Walnut
TSMV	-	-	Seattle Mist Walnut
TSLV	GSLV	-	Skyline Walnut
WWP	GWL	MWL	Designer White

3 SELECT AN EDGE



4 SELECT HARDWARE



5 OPTIONS

ACCESSORIES

- K28: Articulating Keyboard w/ Mouse - \$375
- K31: Center drawer - \$195

DRAWER

- P6: Modify Box/Box/File to File/File - \$50 per pedestal
- P33: Wood Drawer Upgrade - \$40 per drawer
- WPD3061: Designer White - \$75 per pedestal fronts

GROMMETS (STANDARD LOCATION)

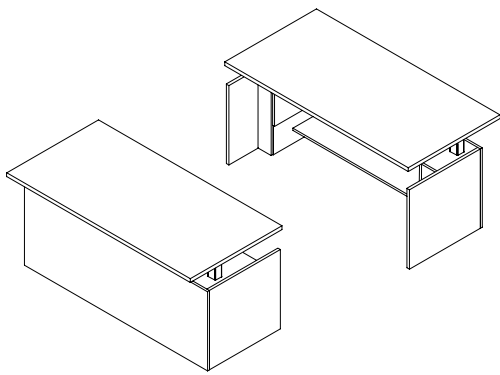
- Specify Color and Left/Right - \$45 ea.
- Black: TM30-R (Right), TM30-L (Left)
- Silver: TM31-R (Right), TM31-L (Left)
- Antique Brass: TM33-R (Right), TM33-L (Left)

GROMMETS (NON-STANDARD LOCATION)

- Provide drawing w/ grommet location and specify color - \$90 ea.
- Black: TM30-NS
- Silver: TM31-NS
- Antique Brass: TM33-NS

CENTRAL PARK HEIGHT ADJUSTABLE

DESK SHELL



HEIGHT ADJUSTABLE OVERHANG

STANDARD FEATURES

- Adjustable height from 29" to 47.5" with a maximum weight capacity of 350 lbs.
- Electronic mechanism with programmable lift
- Fully assembled
- Height adjustable shells are finished all sides - open plan
- Metal parts include 5 year warranty
- Motor includes 2 year warranty
- Order freestanding pedestals under shell

NOTES

- Lift mechanism is silver std
- Modesty surround lifts w/ work surface

[CLICK HERE TO VIEW PRODUCT INDEX](#)

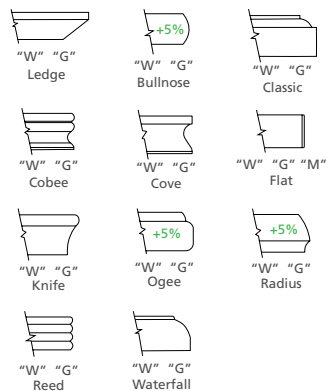
1 SELECT A STYLE

DIMENSIONS		STYLE NUMBER	LIST PRICE	STYLE NUMBER	LIST PRICE	STYLE NUMBER	LIST PRICE
W" x D" x H"	WGT	"W" Veneer Veneer Top Veneer Chassis		"G" HPL High Pressure Laminate Top Veneer Chassis		"M" TFL Thermally Fused Laminate Top Thermally Fused Laminate Chassis	
72 x 36 x 29-47.5	225	CPC7236DS897W	5444	CPC7236DS897G	5444	CPC7236DS897M	4346
72 x 30 x 29-47.5	205	CPC7230DS897W	5338	CPC7230DS897G	5338	CPC7230DS897M	4113
66 x 36 x 29-47.5	205	CPC6636DS897W	5398	CPC6636DS897G	5398	CPC6636DS897M	4304
66 x 30 x 29-47.5	185	CPC6630DS897W	5313	CPC6630DS897G	5313	CPC6630DS897M	4118
60 x 30 x 29-47.5	165	CPC6030DS897W	5296	CPC6030DS897G	5296	CPC6030DS897M	4063

2 SELECT A FINISH

"W" Veneer	"G" HPL	"M" TFL	Finish
WAC	GAC	MAC	Amber Cherry
WRC	-	-	Caramel Cherry
WIC	GIC	-	Crimson Cherry
WEC	GEC	MEC	Ebony
WHC	GHC	MHC	Honey Cherry
WOC	GOC	MOC	KoKo Cherry
WSC	-	-	Scotch Cherry
WAM	GAM	-	Alabaster Maple
WCM	GCM	-	Clear Maple
WWM	GWM	-	Wheat Maple
WEW	GEW	-	Executive Walnut
WGW	-	MGW	Gunstock Walnut
WBW	-	-	Henna Walnut
WJW	-	-	Judicial Walnut
WNW	GNW	-	Natural Walnut
TGLV	-	-	Gray Luster Walnut
TSTV	GSTV	MTW	Studio Teak Walnut
TSMV	-	-	Seattle Mist Walnut
TSLV	GSLV	-	Skyline Walnut
WWP	GWL	MWL	Designer White

3 SELECT AN EDGE



5 OPTIONS

ACCESSORIES

- K28: Articulating Keyboard w/ Mouse - \$375
- K31: Center drawer - \$195

GROMMETS (STANDARD LOCATION)

- Specify Color and Left/Right - \$45 ea.
- Black: TM30-R (Right), TM30-L (Left)
 - Silver: TM31-R (Right), TM31-L (Left)
 - Antique Brass: TM33-R (Right), TM33-L (Left)

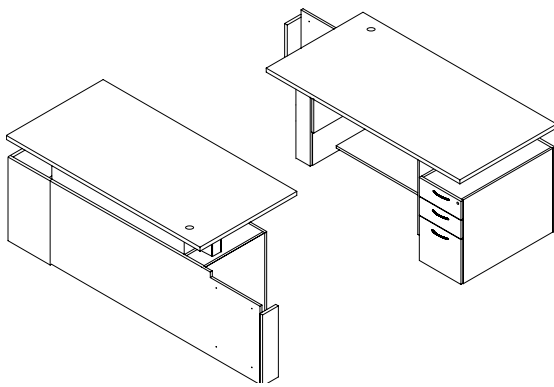
GROMMETS (NON-STANDARD LOCATION)

- Provide drawing w/ grommet location and specify color - \$90 ea.
- Black: TM30-NS
 - Silver: TM31-NS
 - Antique Brass: TM33-NS

4 SELECT HARDWARE

Hardware Option Not Available

CENTRAL PARK HEIGHT ADJUSTABLE HEIGHT ADJUSTABLE WORKSTATION RUNOFF DESKS



HEIGHT ADJUSTABLE RUNOFF DESK

STANDARD FEATURES

- 1 Standard grommet - matches pull finish or specify black TM30, silver TM31 or antique brass TM33
- Adjustable height from 29" to 47.5" with a maximum weight capacity of 350 lbs.
- Box/Box/File
- Electronic mechanism with programmable lift
- Fully assembled
- Full fixed modesty
- Hookup hardware
- Metal parts include 5 year warranty

- Motor includes 2 year warranty

NOTES

- Modesty surround lifts w/ work surface
- Extended section slides under credenza

[CLICK HERE TO VIEW PRODUCT INDEX](#)

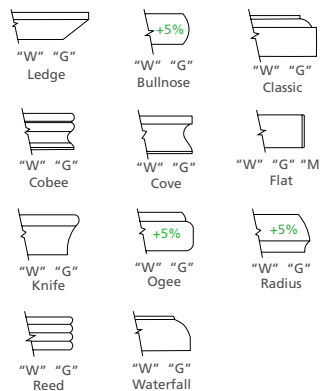
1 SELECT A STYLE

DIMENSIONS		STYLE NUMBER	LIST PRICE	STYLE NUMBER	LIST PRICE	STYLE NUMBER	LIST PRICE
W" x D" x H"	WGT	"W" Veneer Veneer Top Veneer Chassis		"G" HPL High Pressure Laminate Top Veneer Chassis		"M" TFL Thermally Fused Laminate Top Thermally Fused Laminate Chassis	
Left Pedestal							
84 x 36 x 29-47.5	315	CPC8436DR710W	6251	CPC8436DR710G	6251	CPC8436DR710M	4768
72 x 36 x 29-47.5	275	CPC7236DR710W	5858	CPC7236DR710G	5858	CPC7236DR710M	4743
72 x 30 x 29-47.5	255	CPC7230DR710W	5651	CPC7230DR710G	5651	CPC7230DR710M	4431
66 x 36 x 29-47.5	255	CPC6636DR710W	5740	CPC6636DR710G	5740	CPC6636DR710M	4654
66 x 30 x 29-47.5	235	CPC6630DR710W	5486	CPC6630DR710G	5486	CPC6630DR710M	4334
60 x 30 x 29-47.5	215	CPC6030DR710W	5422	CPC6030DR710G	5422	CPC6030DR710M	4312
Right Pedestal							
84 x 36 x 29-47.5	315	CPC8436DR709W	6251	CPC8436DR709G	6251	CPC8436DR709M	4768
72 x 36 x 29-47.5	275	CPC7236DR709W	5858	CPC7236DR709G	5858	CPC7236DR709M	4743
72 x 30 x 29-47.5	255	CPC7230DR709W	5651	CPC7230DR709G	5651	CPC7230DR709M	4431
66 x 36 x 29-47.5	255	CPC6636DR709W	5740	CPC6636DR709G	5740	CPC6636DR709M	4654
66 x 30 x 29-47.5	235	CPC6630DR709W	5486	CPC6630DR709G	5486	CPC6630DR709M	4334
60 x 30 x 29-47.5	215	CPC6030DR709W	5422	CPC6030DR709G	5422	CPC6030DR709M	4312

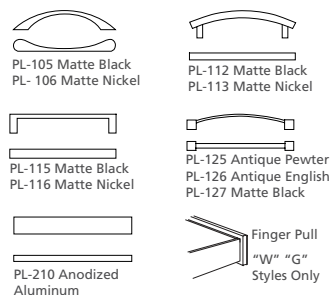
2 SELECT A FINISH

"W" Veneer	"G" HPL	"M" TFL	MAC
WAC	GAC	MAC	Amber Cherry
WRC	-	-	Caramel Cherry
WIC	GIC	-	Crimson Cherry
WEC	GEC	MEC	Ebony
WHC	GHC	MHC	Honey Cherry
WOC	GOC	MOC	KoKo Cherry
WSC	-	-	Scotch Cherry
WAM	GAM	-	Alabaster Maple
WCM	GCM	-	Clear Maple
WWM	GWM	-	Wheat Maple
WEW	GEW	-	Executive Walnut
WGW	-	MGW	Gunstock Walnut
WBW	-	-	Henna Walnut
WJW	-	-	Judicial Walnut
WNW	GNW	-	Natural Walnut
TGLV	-	-	Gray Luster Walnut
TSTV	GSTV	MTW	Studio Teak Walnut
TSMV	-	-	Seattle Mist Walnut
TSLV	GSLV	-	Skyline Walnut
WWP	GWL	MWL	Designer White

3 SELECT AN EDGE



4 SELECT HARDWARE



5 OPTIONS

ACCESSORIES

- K31: Center drawer - \$195

DRAWER

- P6: Modify Box/Box/File to File/File - \$50 per pedestal
- P33: Wood Drawer Upgrade - \$40 per drawer
- WPD3061: Designer White - \$75 per pedestal fronts

GROMMETS (STANDARD LOCATION)

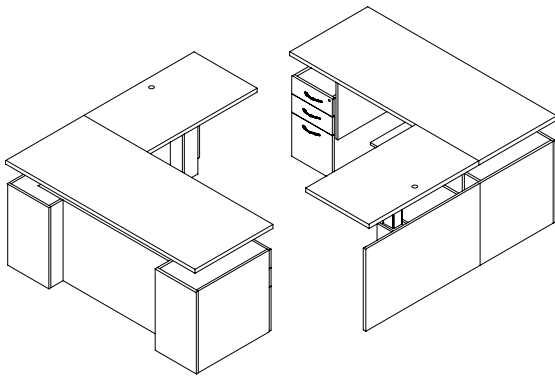
- Specify Color - \$45 ea.
- Black: TM30-C (Center)
- Silver: TM31-C (Center)
- Antique Brass: TM33-C (Center)

GROMMETS (NON-STANDARD LOCATION)

- Provide drawing w/ grommet location and specify color - \$90 ea.
- Black: TM30-NS
- Silver: TM31-NS
- Antique Brass: TM33-NS

CENTRAL PARK HEIGHT ADJUSTABLE

HEIGHT ADJUSTABLE BOX/BOX/FILE PEDESTAL WITH BRIDGE



"L" DOUBLE BREAKFONT / SINGLE PEDESTAL DESKS WITH 42" BRIDGE

STANDARD FEATURES

- 1 Standard grommet - matches pull finish or specify black TM30, silver TM31 or antique brass TM33
- Adjustable height from 29" to 47.5" with a maximum weight capacity of 375 lbs.
- Box/Box/File
- Electronic mechanism with programmable lift
- Metal parts include 5 year warranty
- Motor includes 2 year warranty
- Programmable height adjustable bridge

NOTES

- Modesty surround lifts w/ work surface

[CLICK HERE TO VIEW PRODUCT INDEX](#)

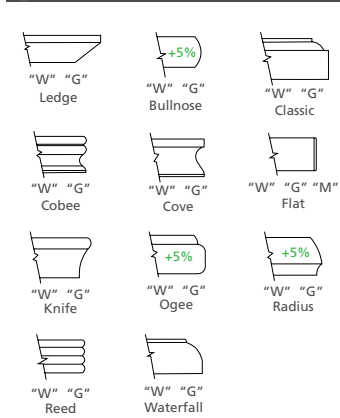
1 SELECT A STYLE

DIMENSIONS		STYLE NUMBER	LIST PRICE	STYLE NUMBER	LIST PRICE	STYLE NUMBER	LIST PRICE
W" x D" x H"	WGT	"W" Veneer Veneer Top Veneer Chassis		"G" HPL High Pressure Laminate Top Veneer Chassis		"M" TFL Thermally Fused Laminate Top Thermally Fused Laminate Chassis	
Left Pedestal							
84 x 36/78 x 29-47.5	415	CPC8436DS739W	7910	CPC8436DS739G	7910	CPC8436DS739M	6293
72 x 30/72 x 29-47.5	355	CPC7230DS739W	7517	CPC7230DS739G	7517	CPC7230DS739M	5959
66 x 30/72 x 29-47.5	335	CPC6630DS739W	7455	CPC6630DS739G	7455	CPC6630DS739M	5567
Right Pedestal							
84 x 36/78 x 29-47.5	415	CPC8436DS738W	7910	CPC8436DS738G	7910	CPC8436DS738M	6293
72 x 30/72 x 29-47.5	355	CPC7230DS738W	7517	CPC7230DS738G	7517	CPC7230DS738M	5959
66 x 30/72 x 29-47.5	335	CPC6630DS738W	7455	CPC6630DS738G	7455	CPC6630DS738M	5567

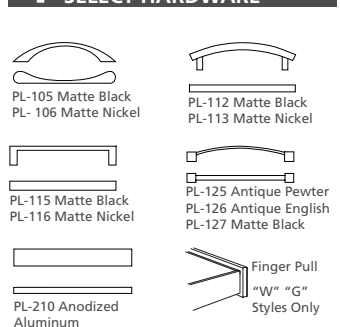
2 SELECT A FINISH

"W" Veneer	"G" HPL	"M" TFL	Finish
WAC	GAC	MAC	Amber Cherry
WRC	-	-	Caramel Cherry
WIC	GIC	-	Crimson Cherry
WEC	GEC	MEC	Ebony
WHC	GHC	MHC	Honey Cherry
WOC	GOC	MOC	KoKo Cherry
WSC	-	-	Scotch Cherry
WAM	GAM	-	Alabaster Maple
WCM	GCM	-	Clear Maple
WWM	GWM	-	Wheat Maple
WEW	GEW	-	Executive Walnut
WGW	-	MGW	Gunstock Walnut
WBW	-	-	Henna Walnut
WJW	-	-	Judicial Walnut
WNN	GNW	-	Natural Walnut
TGLV	-	-	Gray Luster Walnut
TSTV	GSTV	MTW	Studio Teak Walnut
TSMV	-	-	Seattle Mist Walnut
TSLV	GSLV	-	Skyline Walnut
WWP	GWL	MWL	Designer White

3 SELECT AN EDGE



4 SELECT HARDWARE

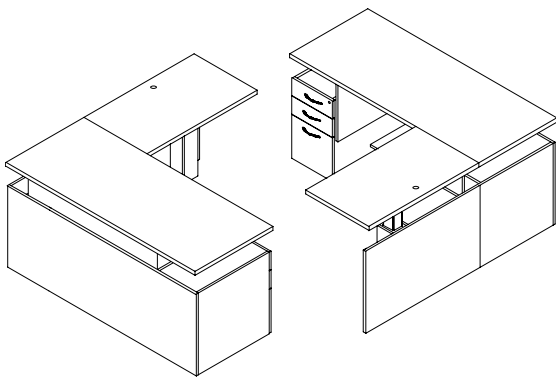


5 OPTIONS

- ACCESSORIES**
- K31: Center drawer - \$195
- BRIDGE**
- MOD48: Modify 42" bridge to 48" - \$75
- DRAWER**
- P6: Modify Box/Box/File to File/File - \$50 per pedestal
 - P33: Wood Drawer Upgrade - \$40 per drawer
 - WPD3061: Designer White - \$75 per pedestal fronts
- GROMMETS (NON-STANDARD LOCATION)**
- Provide drawing w/ grommet location and specify color - \$90 ea.
 - Black: TM30-NS
 - Silver: TM31-NS
 - Antique Brass: TM33-NS

CENTRAL PARK HEIGHT ADJUSTABLE

HEIGHT ADJUSTABLE BOX/BOX/FILE PEDESTAL WITH BRIDGE



"L" FLUSH FRONT / SINGLE PEDESTAL DESKS WITH 42" BRIDGE

STANDARD FEATURES

- 1 Standard grommet - matches pull finish or specify black TM30, silver TM31 or antique brass TM33
- Adjustable height from 29" to 47.5" with a maximum weight capacity of 375 lbs.
- Box/Box/File
- Electronic mechanism with programmable lift
- Metal parts include 5 year warranty
- Motor includes 2 year warranty
- Programmable height adjustable bridge

NOTES

- Modesty surround lifts w/ work surface

[CLICK HERE TO VIEW PRODUCT INDEX](#)

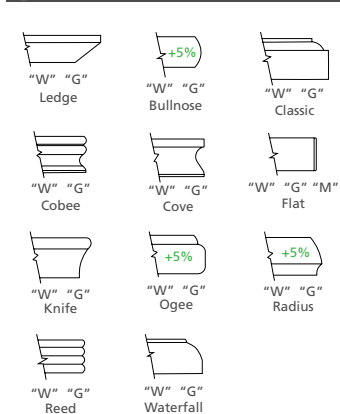
1 SELECT A STYLE

DIMENSIONS		STYLE NUMBER	LIST PRICE	STYLE NUMBER	LIST PRICE	STYLE NUMBER	LIST PRICE
W" x D" x H"	WGT	"W" Veneer Veneer Top Veneer Chassis		"G" HPL High Pressure Laminate Top Veneer Chassis		"M" TFL Thermally Fused Laminate Top Thermally Fused Laminate Chassis	
Left Pedestal							
84 x 36/78 x 29-47.5	415	CPC8436DS644W	8009	CPC8436DS644G	8009	CPC8436DS644M	6314
72 x 30/72 x 29-47.5	355	CPC7230DS644W	7586	CPC7230DS644G	7586	CPC7230DS644M	5969
66 x 30/72 x 29-47.5	335	CPC6630DS644W	7519	CPC6630DS644G	7519	CPC6630DS644M	5562
Right Pedestal							
84 x 36/78 x 29-47.5	415	CPC8436DS643W	8009	CPC8436DS643G	8009	CPC8436DS643M	6314
72 x 30/72 x 29-47.5	355	CPC7230DS643W	7586	CPC7230DS643G	7586	CPC7230DS643M	5969
66 x 30/72 x 29-47.5	335	CPC6630DS643W	7519	CPC6630DS643G	7519	CPC6630DS643M	5562

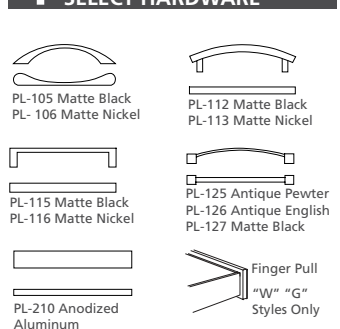
2 SELECT A FINISH

"W" Veneer	"G" HPL	"M" TFL	
WAC	GAC	MAC	Amber Cherry
WRC	-	-	Caramel Cherry
WIC	GIC	-	Crimson Cherry
WEC	GEC	MEC	Ebony
WHC	GHC	MHC	Honey Cherry
WOC	GOC	MOC	KoKo Cherry
WSC	-	-	Scotch Cherry
WAM	GAM	-	Alabaster Maple
WCM	GCM	-	Clear Maple
WWM	GWM	-	Wheat Maple
WEW	GEW	-	Executive Walnut
WGW	-	MGW	Gunstock Walnut
WBW	-	-	Henna Walnut
WJW	-	-	Judicial Walnut
WNN	GNW	-	Natural Walnut
TGLV	-	-	Gray Luster Walnut
TSTV	GSTV	MTW	Studio Teak Walnut
TSMV	-	-	Seattle Mist Walnut
TSLV	GSLV	-	Skyline Walnut
WWP	GWL	MWL	Designer White

3 SELECT AN EDGE



4 SELECT HARDWARE



5 OPTIONS

- ACCESSORIES**
- K31: Center drawer - \$195
- BRIDGE**
- MOD48: Modify 42" bridge to 48" - \$75
- DRAWER**
- P6: Modify Box/Box/File to File/File - \$50 per pedestal
 - P33: Wood Drawer Upgrade - \$40 per drawer
 - WPD3061: Designer White - \$75 per pedestal fronts
- GROMMETS (NON-STANDARD LOCATION)**
- Provide drawing w/ grommet location and specify color - \$90 ea.
 - Black: TM30-NS
 - Silver: TM31-NS
 - Antique Brass: TM33-NS

CENTRAL PARK HEIGHT ADJUSTABLE HEIGHT ADJUSTABLE TABLE DESK

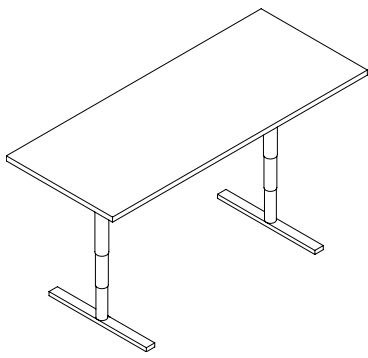


TABLE DESKS

STANDARD FEATURES

- Adjustable height from 29" to 47.5" with a maximum weight capacity of 220 lbs.
- Metal parts include 5 year warranty
- Motor includes 2 year warranty
- Programmable height adjustable mechanism

[CLICK HERE TO VIEW PRODUCT INDEX](#)

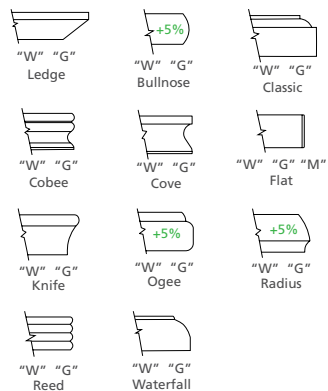
1 SELECT A STYLE

DIMENSIONS		STYLE NUMBER	LIST PRICE	STYLE NUMBER	LIST PRICE	STYLE NUMBER	LIST PRICE
W" x D" x H"	WGT	"W" Veneer Veneer Top Veneer Chassis		"G" HPL High Pressure Laminate Top Veneer Chassis		"M" TFL Thermally Fused Laminate Top Thermally Fused Laminate Chassis	
72 x 36 x 1.125	245	CPC7236DT090W	2843	CPC7236DT090G	2704	CPC7236DT090M	2472
72 x 30 x 1.125	230	CPC7230DT090W	2787	CPC7230DT090G	2653	CPC7230DT090M	2442
66 x 30 x 1.125	215	CPC6630DT090W	2771	CPC6630DT090G	2642	CPC6630DT090M	2431
60 x 30 x 1.125	200	CPC6030DT090W	2756	CPC6030DT090G	2632	CPC6030DT090M	2364

2 SELECT A FINISH

"W" Veneer	"G" HPL	"M" TFL	Finish
WAC	GAC	MAC	Amber Cherry
WRC	-	-	Caramel Cherry
WIC	GIC	-	Crimson Cherry
WEC	GEC	MEC	Ebony
WHC	GHC	MHC	Honey Cherry
WOC	GOC	MOC	KoKo Cherry
WSC	-	-	Scotch Cherry
WAM	GAM	-	Alabaster Maple
WCM	GCM	-	Clear Maple
WWM	GWM	-	Wheat Maple
WEW	GEW	-	Executive Walnut
WGW	-	MGW	Gunstock Walnut
WBW	-	-	Henna Walnut
WJW	-	-	Judicial Walnut
WNV	GNV	-	Natural Walnut
TGLV	-	-	Gray Luster Walnut
TSTV	GSTV	MTV	Studio Teak Walnut
TSMV	-	-	Seattle Mist Walnut
TSLV	GSLV	-	Skyline Walnut
WWP	GWL	MWL	Designer White

3 SELECT AN EDGE



4 SELECT HARDWARE

Hardware Option Not Available

5 OPTIONS

GROMMETS (STANDARD LOCATION)

- Specify Color and Location (Right/Left/Center) - \$45 ea.
- Black: TM30-R (Right), TM30-L (Left), TM30-C (Center)
 - Silver: TM31-R (Right), TM31-L (Left), TM31-C (Center)
 - White: TM34-R (Right), TM34-L (Left), TM34-C (Center)

GROMMETS (NON-STANDARD LOCATION)

- Provide drawing w/ grommet location and specify color - \$90 ea.
- Black: TM30-NS
 - Silver: TM32-NS
 - White: TM34-NS

EXPOSED PLYWOOD EDGE

- WEPB: Exposed Plywood Edge w/ Baltic Birch Veneer - n/c
- Only available with WCF - Clear Coat Finish

MODESTY

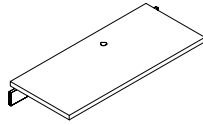
- HM3: Veneer Half Modesty - \$250 (For "W" and "G")
- HM3M: Melamine Half Modesty - \$195 (For "M")

OPEN BACK WITH 4" H WIRE MANAGEMENT RAIL

STANDARD FEATURES

- 1 Standard grommet - matches pull finish or specify black TM30, silver TM31 or antique brass TM33
- Adjustable height from 29" to 47.5" with a maximum weight capacity of 220 lbs.
- Metal parts include 5 year warranty
- Motor includes 2 year warranty
- Programmable height adjustable mechanism

- Must select LFT01 option to have Height Adjustable unit



NOTES

[CLICK HERE TO VIEW PRODUCT INDEX](#)

1 SELECT A STYLE

DIMENSIONS		STYLE NUMBER	LIST PRICE	STYLE NUMBER	LIST PRICE	STYLE NUMBER	LIST PRICE
W" x D" x H"	WGT	"W" Veneer Top Veneer Chassis		"G" High Pressure Laminate Top Veneer Chassis		"M" Thermally Fused Laminate Top Thermally Fused Laminate Chassis	
24"D							
60 x 24 x 29	65	CPC6024BR151W	763	CPC6024BR151G	763	CPC6024BR151M	495
54 x 24 x 29	60	CPC5424BR151W	664	CPC5424BR151G	664	CPC5424BR151M	474
48 x 24 x 29	55	CPC4824BR151W	573	CPC4824BR151G	573	CPC4824BR151M	454
42 x 24 x 29	50	CPC4224BR151W	540	CPC4224BR151G	540	CPC4224BR151M	433
36 x 24 x 29	45	CPC3624BR151W	513	CPC3624BR151G	513	CPC3624BR151M	412
19"D							
48 x 19 x 29	50	CPC4819BR151W	540	CPC4819BR151G	540	CPC4819BR151M	433
42 x 19 x 29	45	CPC4219BR151W	513	CPC4219BR151G	513	CPC4219BR151M	412

2 SELECT A FINISH

"W" Veneer	"G" HPL	"M" TFL	Finish
WAC	GAC	MAC	Amber Cherry
WRC	-	-	Caramel Cherry
WIC	GIC	-	Crimson Cherry
WEC	GEC	MEC	Ebony
WHC	GHC	MHC	Honey Cherry
WOC	GOC	MOC	KoKo Cherry
WSC	-	-	Scotch Cherry
WAM	GAM	-	Alabaster Maple
WCM	GCM	-	Clear Maple
WWM	GWM	-	Wheat Maple
WEW	GEW	-	Executive Walnut
WGW	-	MGW	Gunstock Walnut
WBW	-	-	Henna Walnut
WJW	-	-	Judicial Walnut
WNW	GNW	-	Natural Walnut
TGLV	-	-	Gray Luster Walnut
TSTV	GSTV	MTW	Studio Teak Walnut
TSMV	-	-	Seattle Mist Walnut
TSLV	GSLV	-	Skyline Walnut
WWP	GWL	MWL	Designer White

3 SELECT AN EDGE

"W" "G" Ledge	+5% "W" "G" Bullnose	"W" "G" Classic
"W" "G" Cobee	"W" "G" Cove	"W" "G" "M" Flat
"W" "G" Knife	+5% "W" "G" Ogee	+5% "W" "G" Radius
"W" "G" Reed	"W" "G" Waterfall	

4 SELECT HARDWARE

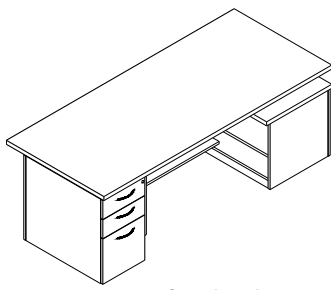
Hardware Option Not Available

5 OPTIONS

- ACCESSORIES**
- K28: Articulating Keyboard w/ Mouse - \$375
 - K31: Center drawer - \$195
- CURVED BRIDGE**
- CBT1: Modify to Curved Bridge - \$50
- GROMMETS (NON-STANDARD LOCATION)**
- Provide drawing w/ grommet location and specify color - \$90 ea.
- Black: TM30-NS
 - Silver: TM31-NS
 - Antique Brass: TM33-NS
- HEIGHT ADJUSTABLE LIFT**
- LFT01: Height adjustable lift - \$1,825
- MODESTY**
- M34T-O: "W" "G" Style Drop Door Tech Modesty - \$295
 - M34TM-O: "M" Style Drop Door Tech Modesty - \$225
 - M37: "W" "G" Style Fixed Full Modesty - \$125
 - M37M: "M" Style Fixed Full Modesty - \$75

CENTRAL PARK HEIGHT ADJUSTABLE

CONFERENCE RUNOFF DESK



Left Pedestal

HEIGHT ADJUSTABLE BENCH CREDENZA CONFERENCE RUNOFF DESK

STANDARD FEATURES

- Adjustable height from 29" to 47.5" with a maximum weight capacity of 350 lbs
- Metal parts include 5 year warranty
- Motor includes 2 year warranty
- Includes power supply cordset with 5 outlets with 10' cord
- Programmable height adjustable mechanism
- Box/Box/File
- Legal/letter filing
- "W" & "G" SKUs feature soft close suspensions, "M" SKUs feature ball bearing suspensions.

Both suspensions are full extension.

- Flush front chassis (recessed 6")
- Privacy surround panels with concealed wire management box and pole

NOTES

- For use with 24" deep benches (23" height)
- Ships KD in 3 boxes

[CLICK HERE TO VIEW PRODUCT INDEX](#)

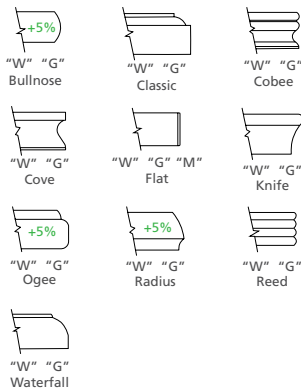
1 SELECT A STYLE

DIMENSIONS		STYLE NUMBER	LIST PRICE	STYLE NUMBER	LIST PRICE	STYLE NUMBER	LIST PRICE
W" x D" x H"	WGT	"W" Veneer Veneer Top		"G" HPL High Pressure Laminate Top		"M" TFL Thermally Fused Laminate Top	
Left Pedestal							
84 x 36 x 29	425	CPC8436DR723W	8495	CPC8436DR723G	8495	CPC8436DR723M	6541
72 x 36 x 29	405	CPC7236DR723W	7985	CPC7236DR723G	7985	CPC7236DR723M	6148
72 x 30 x 29	375	CPC7230DR723W	7685	CPC7230DR723G	7685	CPC7230DR723M	6070
Right Pedestal							
84 x 36 x 29	425	CPC8436DR722W	8495	CPC8436DR722G	8495	CPC8436DR722M	6541
72 x 36 x 29	405	CPC7236DR722W	7985	CPC7236DR722G	7985	CPC7236DR722M	6148
72 x 30 x 29	375	CPC7230DR722W	7685	CPC7230DR722G	7685	CPC7230DR722M	6070

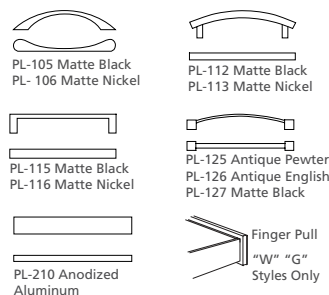
2 SELECT A FINISH

"W" Veneer	"G" HPL	"M" TFL	Finish
WAC	GAC	MAC	Amber Cherry
WRC	-	-	Caramel Cherry
WIC	GIC	-	Crimson Cherry
WEC	GEC	MEC	Ebony
WHC	GHC	MHC	Honey Cherry
WOC	GOC	MOC	KoKo Cherry
WSC	-	-	Scotch Cherry
WAM	GAM	-	Alabaster Maple
WCM	GCM	-	Clear Maple
WWM	GWM	-	Wheat Maple
WEW	GEW	-	Executive Walnut
WGW	-	MGW	Gunstock Walnut
WBW	-	-	Henna Walnut
WJW	-	-	Judicial Walnut
WNW	GNW	-	Natural Walnut
TGLV	-	-	Gray Luster Walnut
TSTV	GSTV	MTW	Studio Teak Walnut
TSMV	-	-	Seattle Mist Walnut
TSLV	GSLV	-	Skyline Walnut
WWP	GWL	MWL	Designer White

3 SELECT AN EDGE



4 SELECT HARDWARE



5 OPTIONS

ACCESSORIES

- K28: Articulating Keyboard w/ Mouse - \$375
- K31: Center drawer - \$195

DRAWER

- P6: Modify Box/Box/File to File/File - \$50 per pedestal
- P33: Wood Drawer Upgrade - \$40 per drawer
- WPD3061: Designer White painted drawer fronts - \$75 per pedestal front

GROMMETS (STANDARD LOCATION)

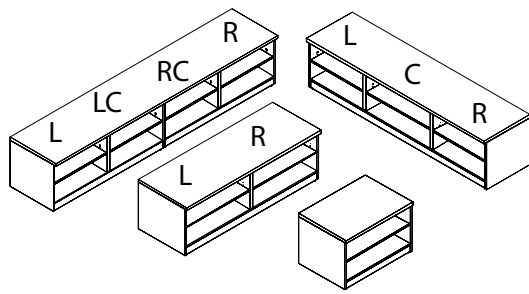
- Specify Color and Left/Right - \$45 ea.
- Black: TM30-R (Right), TM30-L (Left)
- Silver: TM31-R (Right), TM31-L (Left)
- Antique Brass: TM33-R (Right), TM33-L (Left)

GROMMETS (NON-STANDARD LOCATION)

- Provide drawing w/ grommet location and specify color - \$90 ea.
- Black: TM30-NS
- Silver: TM31-NS
- Antique Brass: TM33-NS

CENTRAL PARK HEIGHT ADJUSTABLE

DOUBLE HEIGHT BENCH CABINETS



ONE, TWO, THREE AND FOUR SECTION STORAGE

STANDARD FEATURES

- Finished back - open plan
- Top w/ flat edges

NOTES

- All units are standard w/ flush ends
- To Use Runoff Desk With Bench Cabinets, Order Bench Runoff Support Ends: See Bench Accessory Page 60-63

[CLICK HERE TO VIEW PRODUCT INDEX](#)

1 SELECT A STYLE

DIMENSIONS		STYLE NUMBER	LIST PRICE	STYLE NUMBER	LIST PRICE	STYLE NUMBER	LIST PRICE
"W" x "D" x "H"	WGT	"W" Veneer Veneer Top Veneer Chassis		"G" HPL High Pressure Laminate Top Veneer Chassis		"M" TFL Thermally Fused Laminate Top Thermally Fused Laminate Chassis	
Four Section Storage							
116 x 24 x 23	450	CPC11624CA063W	4701	CPC11624CA063G	4701	"M" Option N/A	
Three Section Storage							
105 x 24 x 23	325	CPC10524CA063W	3599	CPC10524CA063G	3599	"M" Option N/A	
99 x 24 x 23	315	CPC9924CA063W	3474	CPC9924CA063G	3474	"M" Option N/A	
93 x 24 x 23	300	CPC9324CA063W	3324	CPC9324CA063G	3324	CPC9324CA063M	1907
87 x 24 x 23	290	CPC8724CA063W	3074	CPC8724CA063G	3074	CPC8724CA063M	1721
Two Section Storage							
70 x 24 x 23	225	CPC7024CA063W	2197	CPC7024CA063G	2197	CPC7024CA063M	1437
58 x 24 x 23	210	CPC5824CA063W	2073	CPC5824CA063G	2073	CPC5824CA063M	1335
One Section Storage							
35 x 24 x 23	95	CPC3524CA063W	1159	CPC3524CA063G	1159	CPC3524CA063M	586
29 x 24 x 23	90	CPC2924CA063W	1127	CPC2924CA063G	1127	CPC2924CA063M	563

BC24 Cushion Option (Choose Grade Below)

COM	COL	1	2	3	4	5	6	7	8	9	10	11/ L1	12	13/ L2
220	270	300	320	340	360	380	400	420	440	460	480	500	520	560

2 SELECT A FINISH

"W" Veneer	"G" HPL	"M" TFL	
WAC	GAC	MAC	Amber Cherry
WRC	-	-	Caramel Cherry
WIC	GIC	-	Crimson Cherry
WEC	GEC	MEC	Ebony
WHC	GHC	MHC	Honey Cherry
WOC	GOC	MOC	KoKo Cherry
WSC	-	-	Scotch Cherry
WAM	GAM	-	Alabaster Maple
WCM	GCM	-	Clear Maple
WWM	GWM	-	Wheat Maple
WEW	GEW	-	Executive Walnut
WGW	-	MGW	Gunstock Walnut
WBW	-	-	Henna Walnut
WJW	-	-	Judicial Walnut
WNW	GNW	-	Natural Walnut
TGLV	-	-	Gray Luster Walnut
TSTV	GSTV	MTW	Studio Teak Walnut
TSMV	-	-	Seattle Mist Walnut
TSLV	GSLV	-	Skyline Walnut
WWP	GWL	MWL	Designer White

3 SELECT AN EDGE



5 OPTIONS

CUSHION

- Specify location, number of cushions and fabric grade.
- Cushions sold individually w/a max width 35" (to match storage section depth) (See graded pricing)
- BC24: Bench Cushion

GROMMETS (STANDARD LOCATION)

- Specify Color and Left/Right/Center - \$45 ea.
- Black: TM30-R (Right), TM30-L (Left), TM30-C (Center)
- Silver: TM31-R (Right), TM31-L (Left), TM31-C (Center)
- Antique Brass: TM33-R (Right), TM33-L (Left), TM33-C (Center)

GROMMETS (NON-STANDARD LOCATION)

- Provide drawing w/ grommet location and specify color - \$90 ea.
- Black: TM30-NS
- Silver: TM31-NS
- Antique Brass: TM33-NS

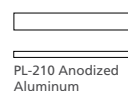
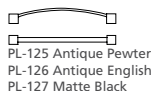
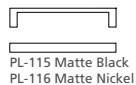
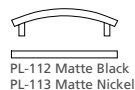
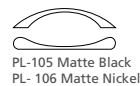
GROMMETS (VERTICAL SURFACE)

- Standard Location - \$45 ea.
- Black Plastic Vertical Surface: TM50-C (Bottom Center)
- Non-Standard Location - \$90 ea.
- Black Plastic Vertical Surface: TM50-NS

STORAGE

- Specify pull with storage option/ Specify location of each cabinet
- P1BL: Box/Lateral File - \$300 M / \$595 W
- P2DR: Storage Door - \$175 M / \$275 W
- P2PP: Open Printer Pullout - \$225 M / \$325 W
- P3BX: Three Box Drawers - \$300 M / \$595 W

4 SELECT HARDWARE



COMPUTER SUPPORT

DELUXE SINGLE MONITOR ARM W/ USB POST



STYLE NUMBER
MA1952

LIST PRICE
495

SPECIFICATIONS

- (4) 2.0 USB Ports
- Post Length: 22-1/2"H, Post Base Requires 80mm Dia. Hole
- Spring Assist - Full Movement Arm, Arm Extends Up To 13 - 3/8"
- Supports Screens Up To 24", Swivels 180 degrees - Mount Plate Tilts 85 degrees
- Arm: Die Cast Aluminum

Notes

- Surface Factory Bored / Ready To Install

COMPUTER SUPPORT

DELUXE DOUBLE MONITOR ARM W/ USB POST



STYLE NUMBER
MA2952

LIST PRICE
795

SPECIFICATIONS

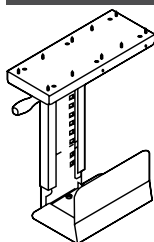
- (4) 2.0 USB Ports
- Post Length: 22-1/2"H, Post Base Requires 80mm Dia. Hole
- Spring Assist - Full Movement Arm, Arm Extends Up To 13 - 3/8"
- Supports Screens Up To 24", Swivels 180 degrees - Mount Plate Tilts 85 degrees
- Arm: Die Cast Aluminum

Notes

- Surface Factory Bored / Ready To Install
- Can Accommodate Up To 4 Monitors By Ordering Extra Double Arms.
- 1 Extra Arm and 1 Double Clamp - Add\$305

COMPUTER SUPPORT

CPU RETRACTABLE CRADLE



STYLE NUMBER
K18

LIST PRICE
195

SPECIFICATIONS

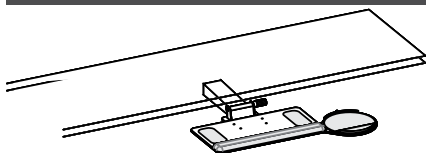
- Black Metal CPU Carriage
- Full 360° swivel capability allows easy access to rear of CPU for cables / wires
- Track allows 8- 1/2" extension
- Width Adjustment 5-1/2" to 9-1/4"
- Height adjustment 14- 5/8" to 20- 1/2"
- Black epoxy finish

Notes

- Factory Installed

COMPUTER SUPPORT

ARTICULATING KEYBOARD TRAY



STYLE NUMBER
Factory Installed
K28
Field Installed
K28F

LIST PRICE
375
395

SPECIFICATIONS

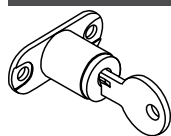
- Adjusts effortlessly - A simple one-handed motion allows the keyboard to be repositioned instantly, without the use of locks or levers
- Encourages low-risk postures - Maximizes adjustability within a safe operating range.
- Will last a lifetime - Exceeds all applicable BIFMA Standards and comes with a lifetime guarantee.

Notes

- Available on: Freestanding Desk
- Factory Installed (standard)
- FIELD INSTALL - \$395

DOOR MODIFICATIONS

PANEL DOOR LOCK



STYLE NUMBER
D2

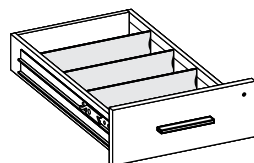
LIST PRICE
95 Per Door Set

SPECIFICATIONS

- Door Locks - 1 Door w/ Lock, Other Door w/ Catch Latch
- Contact Customer Service regarding limited lock locations and keying.
- Available on: Panel Doors, Wood Frame Doors, and Silverluma doors

DRAWER OPTIONS

BOX DRAWER ACCESSORIES



STYLE NUMBER
Wood Drawer Dividers w/ Clips
K-DIV
Single Tray - Utility Tray
K-Sut

LIST PRICE
SET OF 3 - 30

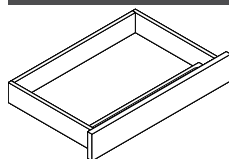
30 each

SPECIFICATIONS

- K-DIV Extra Wood Drawer Dividers with Clips, Top Box drawers standard with 1 divider
- K-SUT Single Tray - Utility Tray, Specify Legal or Letter drawer width

DRAWER OPTIONS

FINISHED CENTER DRAWER



STYLE NUMBER
K31
Add Skirt Option
K31-SK

LIST PRICE
195

295

SPECIFICATIONS

- Veneer drawer front finished to match unit W or G style veneer.
- Ball bearing smooth operation
- Drawer has lifetime guarantee
- Standard with matching wood grain pencil tray
- Laminate drawer front to match laminate unit (M style)

DRAWER OPTIONS - BOTTOM COVER

FELT BOTTOM CENTER DRAWER INSERT LINER



STYLE NUMBER
K3

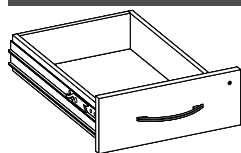
LIST PRICE
95

SPECIFICATIONS

- Inserts into center drawer and features divider for open pen and pencil storage. Removable for easy cleaning.
- Adds a luxurious touch to center drawers.
- Color: Dark Brown Coal

DRAWER OPTIONS - UPGRADE

WOOD DRAWER UPGRADE



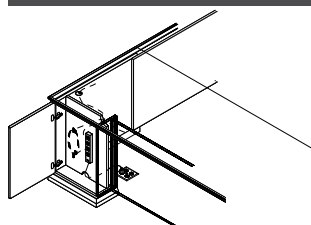
STYLE NUMBER
P33

LIST PRICE
40 Per Drawer

- SPECIFICATIONS**
- Dowel joint construction
 - Hardwood veneer multi-ply drawer
 - UV finish
 - 1/4" Wood veneer bottoms
 - File drawer bottoms are fiv block reinforced for heavy weight capacity
 - Lifetime guaranteed

PEDESTAL MODIFICATIONS

BREAKFRONT PEDESTAL WITH WIRE MANAGEMENT CAVITY DOOR



STYLE NUMBER
PC10
Power Supply Cordset
PD717

LIST PRICE
95

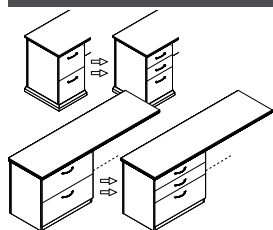
95

- SPECIFICATIONS**
- Hinged pedestal front door offers easy access for wire management
 - Wire hooks provide wire coil storage
 - Wire access openings allow access to floor, cabinets interior and kneespace
 - Cabinet interior is black finish
 - Top grommet is positioned over cavity for access ease
 - (Power Strip Optional)

Notes
- Breakfront Chassis Only

PEDESTAL MODIFICATIONS

MODIFY DRAWER CONFIGURATIONS



STYLE NUMBER
File/File to Box/Box/File
P6
Box/Box/File to File/File
P6

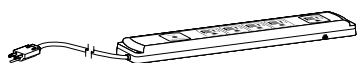
LIST PRICE
50 per pedestal

50 per pedestal

- SPECIFICATIONS**
- Modify File/File To Box/Box/File - Any Unit

POWER / DATA

POWER SUPPLY CORDSET



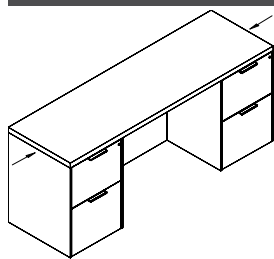
STYLE NUMBER
PD717

LIST PRICE
95

- SPECIFICATIONS**
- SIZE: 10.75"L x 2.0"W x 1.06"H
 - (5) Outlets w/ 10' cord
 - Surge suppression (720 Joules)
 - 15 Amp breaker
 - Available on: Vertical Panels, Cabinet Interiors, and under tops

PRODUCT MODIFICATIONS

MODIFY WIDTH - OPEN KNEESPACE



STYLE NUMBER
MOD-1

LIST PRICE
125

SPECIFICATIONS
- Modify width down on any unit with an open kneespace: desk, workstation credenza, bridge, return

PRODUCT MODIFICATIONS

MODIFY WIDTH - OUTSIDE OF MOD-1, MOD-2

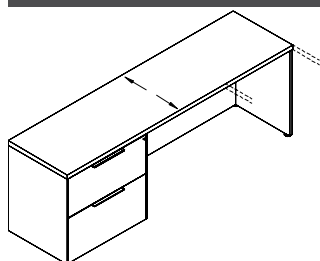
STYLE NUMBER
MOD-3

LIST PRICE
Contact Factory
for Pricing

SPECIFICATIONS
- Width modification outside of MOD-1 & MOD-2

PRODUCT MODIFICATIONS

MODIFY DEPTH - INCREASE DEPTH



STYLE NUMBER
MOD-6

LIST PRICE
Add 10%

SPECIFICATIONS
- Increase depth

Notes
- Ex. 24" to 30", 30" to 36", and 36" to 42"

PRODUCT MODIFICATIONS

MODIFY HEIGHT

STYLE NUMBER
MOD-7

LIST PRICE
Contact Factory
for Pricing

SPECIFICATIONS
- Modify height of a unit

SHAPED TOPS

WORKSURFACE SHAPED TOP

STYLE NUMBER	LIST PRICE	SPECIFICATIONS
<i>Shape Four Sides</i>		
S4S	50	- S4S Applies to desk, bridge or any freestanding unit. This adds shapes or copes to two sides (desk, bridges) or one side and back of units (returns).
<i>Shape Three Sides</i>		
S3S	50	- S3S Applies to credenza units. This adds shapes to the two sides. - Credenzas are shaped front standard with flat back
Notes		
- Desk, Freestanding and Credenza units will grow 1" in width due to adding shapes on ends of units.		

SHAPED TOPS

PREMIUM EDGE - SHAPED WORKSURFACE TOP

STYLE NUMBER	LIST PRICE	SPECIFICATIONS
<i>Shape Four Sides Premium Edge</i>		
S4S-PE	Add 10%	- S4S-PE Applies to desk, bridge or any freestanding unit. This adds shapes or copes to two sides (desk, bridges) or one side and back with hardwood rims (returns).
<i>Shape Three Sides Premium Edge</i>		
S3S-PE	Add 10%	- S3S-PE Shape Three Sides Premium Edge. Applies to credenza units. This adds shape to the two sides with hardwood rims.
Notes		
- Desk, Freestanding and Credenza units will grow 1" in width due to adding shapes on ends of units.		
<i>* 10% Upcharge includes 5% for premium edge</i>		

SPECIALTY VENEER ACCENTS

RECTANGLE INLAY - RECESSES DURA-LEATHER WRITING SURFACE

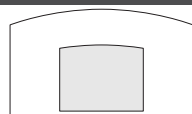


RECTANGLE INLAY

STYLE NUMBER	LIST PRICE	SPECIFICATIONS
RL-29A	895	- Recessed inlay desk pads are covered with Alomost Leather from Paul Brayton Designs. - DARRAN will gladly custom quote other inlay materials ie: solid surfaces, biocomposites, metallic laminates, or genuine leather to match seating

SPECIALTY VENEER ACCENTS

BOWFRONT INLAY - RECESSES DURA-LEATHER WRITING SURFACE




BOWFRONT INLAY

STYLE NUMBER	LIST PRICE	SPECIFICATIONS
RL-31A	995	- Recessed inlay desk pads are covered with Alomost Leather from Paul Brayton Designs. - DARRAN will gladly custom quote other inlay materials ie: solid surfaces, biocomposites, metallic laminates, or genuine leather to match seating

SPECIALTY VENEER ACCENTS

RECTANGLE INLAY - EBONY HARDWOOD INLAY DETAIL



RECTANGLE INLAY

STYLE NUMBER
T10SA


LIST PRICE
895

SPECIFICATIONS
- 3/16" x 3/16" thick hardwood ebony inlay is handfitted and glued into routed top and sanded flush with surface
- Inlay is finished over with all finish steps

Notes
- Ebony inlay not recommended in: Koko Cherry

SPECIALTY VENEER ACCENTS

BOWFRONT INLAY - EBONY HARDWOOD INLAY DETAIL



CURVED INLAY

STYLE NUMBER
T11SA


LIST PRICE
995

SPECIFICATIONS
- 3/16" x 3/16" thick hardwood ebony inlay is handfitted and glued into routed top and sanded flush with surface
- Inlay is finished over with all finish steps

Notes
- Ebony inlay not recommended in: Koko Cherry

WIRE MANAGEMENT

HORIZONTAL J-CHANNEL WIRE MANAGEMENT RACEWAY



STYLE NUMBER
W1

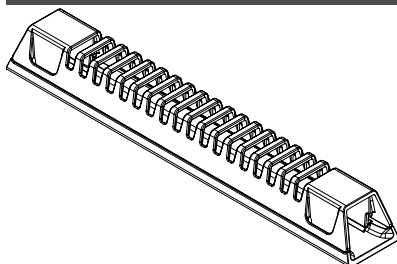
LIST PRICE
75 Per 4 Foot Section

SPECIFICATIONS
- 4' section for field installation.
- The "J" shape black thermoplastic wire raceway may be added to specified worksurface tops to provide concealed channeling of wires to and from worksurface grommets. For use in open kneespace areas, raceway is attachable to top of back panel with pan head screws. Interior dimensions are 1" x 1- 1/2" providing ample storage for multiple wires and excess cable. Front of raceway flexes out for easy cord insertion.

Notes
- Units w/ Wire Channel Standard.
- Field Installation

WIRE MANAGEMENT

HORIZONTAL WIRE MANAGEMENT RACEWAY



STYLE NUMBER
W21

LIST PRICE
30

SPECIFICATIONS
- 10"W x 1.5"D x 1.25"H
- Grey Wire Manager (10.5")
- Power and data cables can be discretely housed and managed with the W21 Gray Wire Manager. This can be mounted in any location to metal frame or underside of conference tables and runs cables through a 1" channel from power module to hollow steel legs. This keeps cables organized under the table top. Release clips make it simple to snap on and off the Wire Manager for easy organization and access after attached to the table

Notes
- Field installed

WIRE MANAGEMENT

HORIZONTAL U-CHANNEL WIRE MANAGEMENT RACEWAY



STYLE NUMBER
W2A

LIST PRICE
75 Per 4 Foot Section

SPECIFICATIONS
- 4' section for field installation.

Notes
- Units w/ Wire Channel Standard.
- Field Installation

WIRE MANAGEMENT

COIL WIRE MANAGER



STYLE NUMBER
W18

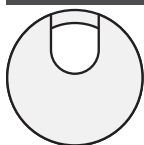
LIST PRICE
150

SPECIFICATIONS
- Weighted Base, Table attachment plate
- 39- 1/2" Length
- Black

Notes
- Location

WIRE MANAGEMENT

STANDARD LOCATION GROMMETS - FACTORY INSTALLED



STYLE NUMBER
Standard Location Grommet
Black
TM30
Silver
TM31
Antique Brass
TM33
White
TM34

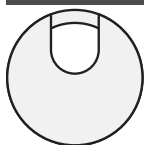
LIST PRICE
45
45
45
45
45

SPECIFICATIONS
- 1 -5/8" Metal Grommet

Notes
- *Units w/ Grommets Standard Are Noted Under Standard Features. Grommets Match Pull Finish - Standard (Unless Specified Otherwise)

WIRE MANAGEMENT

NON-STANDARD LOCATION GROMMETS - FACTORY INSTALLED



STYLE NUMBER
Non-Standard Location Grommet
Black
TM30 -NS
Silver
TM31 -NS
Antique Brass
TM33 -NS
White
TM34 -NS

LIST PRICE
90
90
90
90
90

SPECIFICATIONS
- 1 -5/8" Metal Grommet

Notes
- *Units w/ Grommets Standard Are Noted Under Standard Features. Grommets Match Pull Finish - Standard (Unless Specified Otherwise)

WIRE MANAGEMENT

BLACK PLASTIC VERTICAL SURFACE GROMMETS - FACTORY INSTALLED



STYLE NUMBER	LIST PRICE	SPECIFICATIONS
<i>Standard Location Grommet</i>		- 2 " Black Plastic Grommet
TM50-C	45	
<i>Non-Standard Location Grommet</i>		Notes - Standard Location is Bottom Center
TM50-NS	90	

AIRCHARGE WIRELESS CHARGING GROMMET

STYLE NUMBER

LIST PRICE



ACWG WIRELESS GROMMET

\$195



SPECIFICATIONS

- When used with GROVE Tables an additional \$350 LIST will apply for the special cutout required.
- AirCharge offers a convenient way to charge any Qi compatible smartphone or device without the need to carry charging cables or find an available power outlet.
- The Aircharge is powered by the latest Qi compliant IC offering reliable and efficient wireless charging in a convenient 3" grommet hub. Simply place your phone on the Aircharge and an LED will confirm pairing and begin wireless charging.
- Recess: Efficient space conservation and quick access
- Input: DC 5V (with included AC power adapter), DC 9V, 1.67A (with optional QC 2.0 power adapter)
- Output: 5 watts Max. with DC 5V, 2A power adapter, 10 watts Max. with QC 2.0 power adapter
- Qi V1.2 compliant IC
- Charging distance: 6mm Max.

AirCharge Wireless Grommet



AVAILABLE

- All Darran Collections

COVE POWER UNIT - NON-LINKING

STYLE NUMBER

LIST PRICE



PD COVE PLUG
Non-Linking Version

\$550

SPECIFICATIONS

- Size 5.75" L x 2.5" W
- When used with GROVE Tables an additional \$350 LIST will apply for the special cutout required.
- (2) 15 Amp Receptacles and (2) USB charging ports
- Surface Mount
- 108" Cord
- Standard Silver Finish, Available in White or Black Finish upon request
- ETL Listed

AVAILABLE

- All Darran Collections



COVE CORDED SERIES

STYLE NUMBER

LIST PRICE



PD-COVE-PKO

\$800



SPECIFICATIONS

- Size 9.5" L x 2.5" W x 3.18" D
- When used with GROVE Tables an additional \$350 LIST will apply for the special cutout required.
- (2) Power Receptacles, (2) 2.1 Amp USB charging ports and (1) Telecom Plate Knockout
- Surface Mount
- 108" Cord
- Standard Silver Finish, Available in White or Black Finish upon request
- ETL Listed

AVAILABLE

- All Darran Collections

TELECOM PLATES

THIS POD CAN HAVE UP TO 1 TOTAL PLATES

STYLE NUMBER	LIST PRICE
RJ45 (1)	\$35
RJ45 (2)	\$70
RJ45 (3)	\$105
USB (1)	\$70
USB (2)	\$140
RJ11/RJ45	\$70
RJ45/USB	\$105
RJ45/HDMI	\$190
HDMI/DVI	\$325
HDMI/USB	\$205
HDMI/VGA	\$240
VGA/MINI-STEREO	\$155
VGA/USB	\$175

VILLA POWER UNIT - NON-LINKING

STYLE NUMBER

LIST PRICE



VIL-C PLUG
Non-Linking

\$515

SPECIFICATIONS

- Size: Top Grommet 5.68"L X 3.39"W; Under Top 12"L x 3.13"W x 3.08"D
- (2) Power receptacles; (2) USB charging ports and (1) Knockouts for RJ45 Data Ports
- Surface Mount
- 72" Cord (Longer cord available, contact Customer Service)
- Standard Silver Finish, Black Finish available upon request
- UL or ETL Certified

AVAILABLE

- All Darran Collections
- Excludes Grove

RJ45 KNOCKOUT

STYLE NUMBER

LIST PRICE

RJ45 (1)

\$35

