

EFFECTIVE FEB 2018 UPDATED JULY 2018



# Occasional.

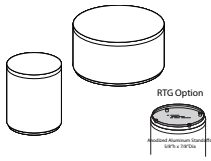
price list

DATE	PAGE	MODIFICATION	DESCRIPTION
------	------	--------------	-------------

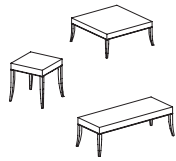
---

**TABLE OF CONTENTS**

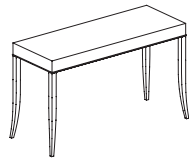
Product index ..... 2  
 General Information ..... 3  
 Limited Lifetime Warranty ..... 4  
 Damages | Returns | Repairs ..... 5  
 Ordering Information ..... 6  
 GSA Customer Information ..... 7  
 Freight..... 8  
 Features & Advantages ..... 9  
 Finishes | Specifications..... 11  
 Edges | Pulls | Knobs..... 12  
 Around Town Tables ..... 13  
 Avery Tables..... 14  
 Cell Tables ..... 16  
 Fluted Post Tables..... 17  
 Grove Tables ..... 19  
 Jackson Tables ..... 22  
 Lamina Tables ..... 25  
 NOT SO square Tables ..... 26  
 Queen Anne Tables ..... 30  
 Ridge Tables..... 32  
 Sylva Tables..... 33  
 Tina Tables ..... 35  
 Trade Street Tables..... 37  
 Zum Tables..... 41  
 Options ..... 42



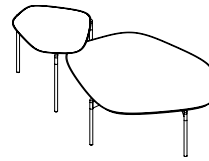
PAGE 13  
AROUND TOWN TABLES



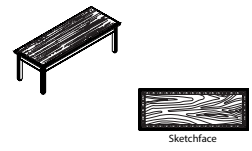
PAGE 14  
AVERY TABLES



PAGE 15  
AVERY TABLES



PAGE 16  
CELL TABLES



PAGE 17  
FLUTED POST TABLES



PAGE 18  
FLUTED POST TABLES



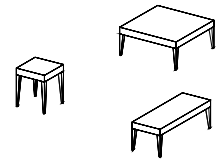
PAGE 19  
GROVE SMALL ROUND TABLE




PAGE 20  
GROVE SQUARE TABLE



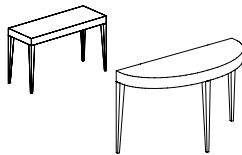
PAGE 21  
GROVE ROUND TABLE



PAGE 22  
JACKSON TABLES



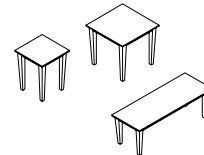
PAGE 23  
JACKSON TABLES



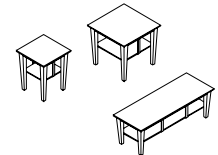
PAGE 24  
JACKSON TABLES



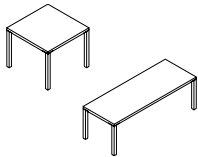
PAGE 25  
LAMINA TABLES



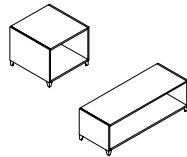
PAGE 26  
NOT SO SQUARE TABLES



PAGE 27  
NOT SO SQUARE TABLES



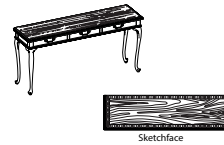
PAGE 28  
NOT SO SQUARE TABLES



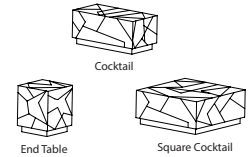
PAGE 29  
NOT SO SQUARE TABLES



PAGE 30  
QUEEN ANNE TABLES



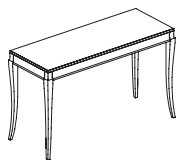
PAGE 31  
QUEEN ANNE TABLES




PAGE 32  
RIDGE TABLES



PAGE 33  
SYLVA TABLES




PAGE 34  
SYLVA TABLES




PAGE 35  
TINA TABLES



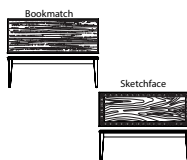
PAGE 36  
TINA TABLES



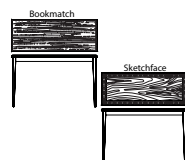
PAGE 37  
TRADE STREET TABLES



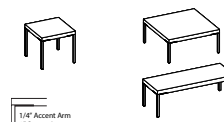
PAGE 38  
TRADE STREET TABLES



PAGE 39  
TRADE STREET TABLES



PAGE 40  
TRADE STREET TABLES



PAGE 41  
ZUM TABLE



All DARRAN products are proudly manufactured in the U.S.A.

### BUILT TO ORDER

Manufactured per order the way you want it, including modifications.

### FULLY ASSEMBLED

Unless otherwise noted, all products are fully assembled and ready to use, including add-on options.

### PERFORMANCE TESTED

All products are tested to ensure performance exceeds BIFMA / ANSI standards.



### GREEN CERTIFIED

DARRAN has been committed to improving indoor air quality of office buildings since 1996. Since then, finish technology has allowed our commitment to continue with products that are air quality Certified Green.

DARRAN is proud to announce that all in veneer, laminate, and guest seating are MAS Certified Green for complying with the ANSI/BIFMA X 7.1 standard / LEED 4.5 Standard for low –VOC emitting Furniture.

MAS is an independent emission testing laboratory that is ISO 17025 compliant using ASTM, ANSI and CEN methods. MAS is a true 3rd party certification through NSF International to BIFMA standards and California’s ARB formaldehyde standard. Certification of compliance under the Low – VOC emitting Furniture testing, qualifies products for LEED 4.5 credits.



### FINISH TECHNOLOGY

DARRAN has continued its partnership with AkzoNobel Chemicals ([www.akzonobel.com](http://www.akzonobel.com)) to develop a new finish technology further improving indoor air quality with a coating that meets today’s environmental standards and supports LEED buildings.

ENVI-CT (Environmental Coatings Technology) utilizes advanced European finish technology to deliver a high-end furniture coating with superior performance in appearance and durability, allowing DARRAN to deliver more sustainable products to our customers.

#### *ENVI-CT Advantages:*

- › ENVI-CT is a re-engineered high performance Coatings Top Coat
- › Exceptional hardness and clarity
- › Highly resistant to solvents and chemicals
- › Plasticizer Migration resistant
- › Excellent UV inhibitors for maximum color resistance
- › Exceeds current and proposed future Federal and State air quality requirements
- › Field Repairable
- › Dynamic chamber emissions tested and certified compliant to ANSI/BIFMA X 7.1 Standard / LEED 4.5 Standard for low – VOC emitting furniture.

### ADVANTAGES

DARRAN collaborated with the world’s leader in finishing materials, to formulate an additive that will inhibit the growth of mold, mildew, fungus and bacteria on wood surfaces. This additive infuses Silver Ions into DARRAN’s ENVI-CT (Environmental Coatings Finish Technology), creating a protective surface for the life of the furniture. The best part - is standard on all DARRAN Casegoods for no additional fee.

## LIMITED LIFETIME WARRANTY

DARRAN Furniture Industries, Inc. ("DARRAN") warrants that each piece of furniture manufactured in its North Carolina Facilities will be free from defects in material and workmanship for as long as the original purchaser owns and uses the product. Subject to the limitations and exclusions herein, DARRAN, at its discretion and as the sole remedy under the DARRAN Limited Lifetime Warranty, will replace or repair a defective product or components with comparable product or components free of charge. This warranty is made only to the original purchaser from an authorized DARRAN dealer, for as long as that original purchaser owns and uses the product.

### LIMITATIONS: USE / CARE

- › Warranty is limited to normal single shift use.
- › Warranty is limited to generally accepted care and maintenance of natural wood products and environments.
- › Natural wood surfaces are subject to denting, scratching, and gauging if not properly used and cared for. Warranty is subject to use and care in accordance with the use and care instructions provided in the Product Care section of this site (including, but not limited to, the care and maintenance guide downloads linked thereon), available at [www.darran.com/product-care](http://www.darran.com/product-care), which are incorporated herein by reference.

### LIMITATIONS: MATERIALS / COMPONENTS

- › Laminates, Veneers / Finishes - 10 Years
- › Electrical lamps, Ballasts, Transformers - 3 Years
- › Fabrics, Pneumatic lifts, Foam - 5 Years
- › Custom products built to customers specifications - 3 Years

### WARRANTY EXCLUSIONS

*Damage identified as carrier or installer related.*

- › Normal wear and tear of wood products during course of ownership.
- › Color, grain, or texture of natural wood materials, laminates, and other covering materials.
- › Damages or failures resulting from misuse, abuse, negligence, improper care, modifications, or relocation.
- › Non Commercial use or locations.
- › So-called "ghost" indentions and similar damage caused by the failure to use appropriate desk or writing pads.

All Warranty Claims are subject to DARRAN-approved inspections. Disputes may involve independent third-party evaluation

### QUALITY ASSURANCE

DARRAN manufactures in accordance with the standards set by Architectural Woodwork Institute (AWI) for Quality Standards.

Every unit produced at DARRAN is completely inspected by an independent quality control team located within each plant whose emphasis is on assembly, finish, and final inspections with empowerment to stop any unit not meeting DARRAN's high quality standards.

### LIGHT AND NATURAL FINISHES

The beauty of veneer and all wood products comes from the variations created by nature including color, grain, and texture.

These variations are not considered defects and DARRAN's Limited Lifetime Warranty does not cover color, grain and texture variations associated with natural wood and grain seen in any finish color. DARRAN sets standards for veneer selections; however, variations, especially apparent in light/natural finishes, will occur from one piece to another even if they are finished at the same time.

Finishes such as Clear Maple, Light/Gunstock Walnut, and Clear/Caramel Cherry will display more natural characteristics due to their light stain. Grain, pattern and color from unit to unit are not guaranteed or warranted and products will not be replaced due to these variations. Exposure to light and age will cause darkening of natural wood products; therefore DARRAN cannot guarantee or warrant finish match of new products being placed with existing products in the field.

### GLASS

Use of glass overlays on surfaces will void DARRAN's Limited Lifetime Warranty, unless the overlay is installed and maintained in strict accordance with DARRAN's instructions. If an overlay is to be used, please contact DARRAN for installation and maintenance instructions.

### GENERAL

Performance questions will be tested to generally accepted practices and AWI guidelines and standards for wood veneer furniture. To obtain performance of the Limited Lifetime Warranty, the purchaser should contact in writing the authorized DARRAN representatives or current dealer who sold the product to the purchaser or mail the warranty claim to:

Warranty Department  
 DARRAN Furniture Industries, Inc.  
 P.O. Box 7614  
 High Point, NC 27264  
 Telephone: 336-861-2400      Toll Free: 800-334-7891  
 email: [warranty@darran.com](mailto:warranty@darran.com)

EXCEPT FOR THE LIMITED LIFETIME WARRANTY EXPRESSLY DESCRIBED HEREIN, DARRAN MAKES NO OTHER REPRESENTATION OR WARRANTY OF ANY KIND, EXPRESS OR IMPLIED. DARRAN MAKES NO WARRANTY OF MERCHANTABILITY OR FITNESS FOR A PARTICULAR PURPOSE, AND DARRAN WILL NOT UNDER ANY CIRCUMSTANCES BE LIABLE FOR ANY INCIDENTAL OR CONSEQUENTIAL DAMAGES, OR ANY INDIRECT OR SPECIAL DAMAGES.

### THE WARRANTY AS STATED ABOVE, SUPERSEDES ALL PREVIOUS WARRANTIES

**NO HASSLE FREIGHT DAMAGED MERCHANDISE**

DARRAN products are packed in specially designed cartons and padding that protects all edges and corners from damage. This is proven by an industry low damage rate of .0030% per total pieces shipped.

For qualified freight damage claims DARRAN will take responsibility for the claim and remedy processes including assuming total cost coverage from claim settlements.

(Some items may not qualify. Contact Factory for specific details.)

**QUALIFIED CLAIM CONDITIONS****VISIBLE CARTON DAMAGE**

1. Take digital pictures of the damaged carton and damaged furniture if visible damage is found upon delivery at the dock
2. Open all cartons with puncture or crushed corner damage.
3. Note any damage to the goods on the Carrier's freight bill as number of pieces damaged.

**CONCEALED DAMAGE**

1. Take digital pictures of the furniture as it sits partially unpacked. Also, photograph external and internal carton materials that correspond with the damaged area on the product.
2. Carton and damaged unit(s) must be located at the location matching the original delivery address for Carrier inspection.
3. Digital pictures must be provided of the damaged furniture and carton materials

For qualified claims per above contact DARRAN Customer Service Department at 1-800-334-7891 or complete DARRAN's online warranty report form within the 15 day limit. [www.darran.com/warrantyreport](http://www.darran.com/warrantyreport)

**NON-QUALIFIED CLAIM CONDITIONS**

1. Deliveries made to non-dock locations
2. Claims made after furniture is installed and/or removed from original delivery location
3. Carton and padding has been discarded
4. Carrier used was not DARRAN approved
5. Inspection reveals questionable damages

**REPLACEMENT ORDERS**

Replacement orders entered without replacement tagging or factory authorization is considered a new order without dispute, therefore full payment is expected and will be collected.

**RETURN SHIPMENTS**

DARRAN will not accept return of merchandise without a signed RA (return authorization) form.

DARRAN will specify the carrier to be used. Return bills of lading must be marked "Class 125" freight rate and a copy of the RA should be used as a packing list. All returns must be received by DARRAN within 30 days of the RA date or the products will be considered accepted by the customer.

All products being returned must be properly packed and protected to avoid freight damage. Whenever possible, use the original cartons in which the merchandise was shipped. Freight

damage, signs of usage, missing parts, etc., will result in an adjustment of any credit to be issued.

DARRAN will issue RA's for the following reasons:

1. Manufacturing defect (inspection required)
2. Order processing error by DARRAN
3. Shipping error
4. Mismatched carton / merchandise

**SPECIFICATION CHANGES**

We reserve the right to change without notice any dimension, style, or specification of any model in the DARRAN line. Dimensions shown in the price list are nominal. It is the buyer's responsibility to read specification carefully when matching existing goods is desired.

**MANUFACTURING DEFECTS**

Claims of manufacturing defects will not be entertained without prior consultation with DARRAN's warranty department. Unauthorized deduction in payment of invoices will not be allowed without prior factory approval. Unapproved deductions are subject to factor's late payment charges.

**DAMAGE CLAIMS**

Claims of manufacturing damage or freight damage reported as nicks, dents, scratches, etc. after installation of furniture will not be covered under warranty or freight claim.

**ATTENTION:** Damage claims involving glass or stone components must be inspected and damage noted on delivering freight bill to qualify for replacement.

**REPAIR CHARGES**

Factory authorization must be secured from DARRAN's warranty department prior to incurring repair charges. Warranty will utilize DARRAN's National Repair Service through the Furniture Medic Franchise ([www.furnituremedic.com](http://www.furnituremedic.com)).

Repair charge authorizations are based on:

- › Set travel rate
- › Average regional job rate
- › Factory set maximum repair time
- › Falsely reported defect claims are subject to local service charges being charged to dealer/distributor.

**FINISH MAINTENANCE**

Wood office furniture and wood finishes can retain their natural beauty for life if proper care is taken and a stable environment is provided. Fluctuations in humidity and temperature cause panels and solid wood components to expand and contract and may lead to panel warpage and finish "checking" or cracking. Prolonged exposure of furniture to dry heat during winter months should be avoided. Careful examination of interior wood trim may indicate a damaging dry environment. If open joints, splits and cracks are appearing in trimwork consult with a HVAC professional for appropriate remedy.

DARRAN finishes are field repairable should damage occur. Professional furniture repair services are recommended. Regular cleaning with a non-silicone polish is recommended.

**ORDERING**

All orders should be emailed, mailed or transmitted by fax to:

DARRAN Furniture Industries, Inc.  
P.O. Box 7614  
High Point, NC 27264  
email: orders@darran.com  
Fax: 336-861-6485

DARRAN will only accept orders from authorized Dealers. All orders must be accurate and detailed. All Quick Ship orders must contain Quick Ship product ONLY. Orders should be separated and submitted according to lead time. Orders must contain Quick Ship code "QS" or have designated Quick Ship lead time to ensure correct order entry. Orders that contain multiple lead time products will be entered as one order and scheduled with the most extended lead time.

List product by office and tag accordingly. DARRAN will key alike all products under the office tag. Failure to assign and tag may result in random key number assignments. Keying is field changeable.

**CREDIT APPROVAL**

All orders are subject to credit approval for open account. All new accounts must be approved by a local DARRAN Sales Representative and should submit current financial information and trade references to:

DARRAN Furniture Industries, Inc. ATTN: Credit Department  
P.O. Box 7614  
High Point, NC 27264  
Telephone: 336-861-2400 Toll Free: 800-334-7891  
Fax: 336-861-2512

Orders submitted without accounts pre-approval or credit approval are subject to acceptance with lead times scheduled only after approval dates.

**LEAD TIME SCHEDULE**

DARRAN cannot assign a firm lead time until Credit approval and order accuracy are complete. Extended lead times due to credit or information delays are the responsibility of the Buyer.

**ORDER DELAY / HOLD**

Due to the committed manufacturing cost on Quick Ship processes, DARRAN cannot delay or hold orders, either in process or after completion.

**CANCELLATION AND ORDER CHANGES - FEES**

Acknowledged orders are considered firm orders and therefore not subject to cancellation or change. However, in the event we are able to stop an order prior to manufacturing process, we will consider cancellation or changes with a reprocessing fee of \$40.00 Net. Exceptions: Quickship orders cannot be changed or canceled after the 3rd business date after acknowledgment. Qualified changes/cancellations will be assessed a \$40.00 Net processing fee.

Changes or cancellation of order with special options or custom quoted items are also subject to additional material and vendor fee costs, plus a DARRAN special/custom reprocessing fee of \$100 NET.

**ORDER MOVEUPS**

Should an original scheduled ship date need to be improved, the Factory must be contacted 15 business days prior to the desired ship date. Move ups are subject to schedule availability.

**ORDER ACKNOWLEDGMENT**

Upon credit approval your order will be acknowledged and identified by an order number. When making reference to your order, please use this order number. Your acknowledgment is a detailed description of our interpretation of your order, pricing, shipping information, and estimated delivery date.

If you have not received an Acknowledgment within 10 Days of order issue, contact Customer Service immediately. All Quick Ship order acknowledgments will be faxed or emailed upon request to speed processing. Please read your acknowledgment carefully for correctness and notify DARRAN immediately of any discrepancies. Failure to notify relieves DARRAN from error liability.

Order acknowledgment is the final agreement between DARRAN and the customer superseding all previous communications regarding the order. DARRAN will not be responsible for errors made on orders placed by phone without written confirmation.

**SELLING INFORMATION**

Possession of this price list does not in itself constitute the right to sell DARRAN products. DARRAN products are sold and distributed through authorized dealerships. Contact factory for a listing of local representatives and dealerships.

**INVOICE TERMS**

Standard terms are NET 30 days. Finance charges of 1-1/2% will be added to delinquent accounts after 45 Days and for each 30 Days thereafter until paid.

Complaints involving newly received merchandise must be reported within 10 days from receipt to qualify for full invoice remittance suspension or term extension. Otherwise only items in dispute can be suspended from payment of invoice within terms.

**WAREHOUSE/STORAGE**

DARRAN will determine order warehousing approvals on a case by case basis. Orders that can be accommodated will be limited to a max of 30 days storage and must be invoiced at time of storage. Orders that exceed factory storage capacity will be transferred to local storage facilities subject to current storage rates and handling-transit charges. Storage charges must be paid prior to order release to shipping.



**EXECUTIVE OFFICE & CONFERENCE ROOM  
FURNITURE**

**November 3, 2015 through November 2, 2020**

FSC Group 71

GSA CONTRACT NUMBER: GS-27F-001DA

Business Classification:

WBENC Certified Woman-Owned Small Business

DARRAN FURNITURE INDUSTRIES

2402 SHORE DRIVE

HIGH POINT, NC 27263

336.861.2400 FAX 336.861.6485

Business Classification:

Woman-Owned Small Business

On-line access to contract ordering information, terms and conditions, up-to-date pricing, and the option to create an electronic delivery order are available through GSA Advantage!, a menu driven database system. The INTERNET address for GSA Advantage is <http://www.fss.gsa.gov>

For more information on ordering from Federal Supply Schedules click on the FSS Schedules button at <http://www.fss.gsa.gov>

**1a. Special Item Number**

711-8: Executive Office Furniture

711-9: Executive Conference Room Furniture

711-11: Tables and Accessories

711-16: Upholstered Seating

711-18: Multi-purpose Seating

**2. Maximum Order Limitations:**

711-8 \$500,000

711-9 \$500,000

711-11 \$500,000

711-16 \$300,000

711-18 \$200,000

**3. Minimum Order: \$100**

**4. Geographic Coverage:** 48 Contiguous States and the District of Columbia

**5. Point of Production:** High Point, North Carolina (Randolph County)

**6. Discount:** Prices shown herein are List (Discount is 56.9% Off List)

**7. Quantity Discounts:**

• \$467,837 List to \$1,000,000 List = 59.70%

• \$1,000,001 List to \$1,315,789 List = 61.70%

**8. Payment Terms:** ½% - Net 15 Days, Net 30 Days

**8a. Terms and Conditions of Government Credit Card Acceptance:**

a. No discount allowed for payment by Government Purchase Card

b. Provide commercial credit card number

c. Provide commercial credit card expiration date

d. Provide individual's name as it appears on

credit card

e. Provide telephone number of individual to whom credit is issued

**9a. Government Purchase Cards are accepted below the Micro Purchase Threshold.**

**9b. Government Purchase Cards are accepted above the Micro Purchase Threshold.**

**10. Foreign Terms:** None

**11a. Time of Delivery:** Regular Product: 60 - 90 days after receipt of order

Quick Ship Program: Contact DARRAN

**11b. Quick Ship Program:** Items available for expedited delivery are included in main Price Lists.

**11c. Overnight and 2-day delivery:** N/A

**11d. Urgent Requirements:** Will be considered on an individual basis. Contact DARRAN for details.

**12. FOB Point:** All destinations are limited to Commercial docks only. Carriers may refuse non-dock deliveries.

**12a. Freight Prices:**

a. All prices shown are suggested list prices with freight included where indicated.

b. Freight allows delivery to one qualified destination.

c. Within the Continental USA, all orders above \$1,500 net are shipped FOB factory, freight prepaid and allowed. All orders less than \$1,500 net will be subject to a \$100 net freight charge.

**13. Ordering Address:**

DARRAN Furniture Industries

P.O. Box 7614

High Point, NC 27264

Ph: 800.334.7891

Fax: 336.861.6485

**13a. Payment Address:**

Rosenthal & Rosenthal Southeast

P.O. Box 733909

Dallas, TX 75373-3909

**14. Warranty Provision:** Limited Lifetime (Contact DARRAN for details)

**15. Export Packing Charges:** Quoted on request

**13. Terms and Conditions: Order Cancellation / Changes.**

Restocking/Returns: No merchandise may be returned without a return authorization and shipping instructions. No credit or allowance will be given for repairs to defective materials unless DARRAN has given authority to make such repairs. A restocking charge of 25% will apply.

Cancellation: No cost prior to production. After

# gsa customer information

production has begun, only actual cost incurred will be billed to the Government that cannot be recovered through resale in 6 months

**14. Terms and Condition of Rental, Maintenance and Repair: Consult the Factory.**

**15. Terms and Conditions of Installation:** Installation by a Third party to be quoted on a per job basis. The ordering must specify what ranges of installation services are required.

**16. Terms and Conditions of Repair Parts:** Contact DARRAN for details.

**17. List of Service and distribution points:** Contact DARRAN for details..

**18. Preventative Maintenance:** Information enclosed with product.

**19. List of Participating Dealers:** Contact DARRAN for details.

**23. Environmental Attributes:** DARRAN is compliant with EPA standards. All plywood core material is CARB 2 compliant and contains recycled content. All DARRAN Casegood Products are BIFMA Level 2 Certified. DARRAN is FSC CoC Certified and our products are MAS Certified for Indoor Air Quality.

**23a. Recyclable and Recycled Content Packaging:** The corrugated packaging that is supplied to DARRAN, meets the federal mandate that requires the paperboard to be composed of 30%-50% recycled paper, and in some cases the recycled content is close to 100%.

**23b. Chemical Emission:** DARRAN finishes its products in an ENVI-CT Finish. (Environmental Coatings Technology). DARRAN's seating is finished with a low VOC Conversion Varnish and the casegoods are finished with a formaldehyde free, low VOC Urethane finish. These ENVI-CT finishes allow DARRAN's products to be MAS Certified Green under the ANSI BIFMA X7.1 Standard. Products assist with LEED 4.5 Credit.

**23c. Vapor Emissions:** DARRAN's ENVI-CT finishes use the latest environmental coatings technology to provide lasting durability and exceptional clarity. The ENVI-CT finishes allows DARRAN casegoods to be MAS Certified Green meeting LEED Credit 4.5.

**24a. Duns Number:** 08-363-5318

**24b. Cage Code:** 0Y-6B6

**24c. Federal ID Number:** 56-117-1971

**24d. NAICS Code:** 337211

**25. SAM Network:** DARRAN is registered

## SHIPPING SCHEDULE

DARRAN will make every effort to match shipping requests that are clearly noted on orders. However, the company accepts no liability for failure of delivery and/or delay if the occurrence is outside the control of DARRAN. To ensure specific time arrival, we recommend arranging single stop, designated load carriers. Less than trailer load (LTL) shipments cannot be coordinated for a guaranteed delivery time.

## PRICES

- › All prices shown are suggested list prices with freight included where indicated.
- › Freight allows delivery to one qualified destination.
- › Within the Continental USA, all orders above \$1,500 net are shipped FOB factory, freight prepaid and allowed. All orders less than \$1,500 net will be subject to a \$100 net freight charge.
- › If shipment unloading takes longer than the specified 3 hours, a charge of \$100 per hour will be billed.

## CALL BEFORE DELIVERY REQUEST

DARRAN will arrange for carriers to call before delivery when requested.

Important Non-Qualified Destinations DARRAN Prepaid Freight Pricing does not include delivery to:

- › Residential Areas
- › Restricted Commercial Areas
- › No Dock Locations
- › Inside delivery/setup service

Orders received and installed without professional Furniture Installers voids all Warranty Coverage.

## CARRIER SELECTION

DARRAN selects and uses only carriers specialized in furniture transportation. Customer requested carriers can be authorized using Freight Excluded pricing with invoice add-on.

## EXPRESS CARRIERS

DARRAN assumes no responsibility for charges incurred caused by delayed or late deliveries. If a guaranteed delivery time is needed please call DARRAN Customer Service at 1.800.334.7891 for a quote as additional charges will apply. Weekend or after-hours deliveries are subject to additional charges.

## FEATURES & ADVANTAGES

### VENEER AND HPL TOPS

Veneer tops and high-pressure laminate tops feature a 45-pound density substrate with balanced 3-ply construction. Tops are 1" thick and connected to the frame with a top horn assembly. DARRAN only uses HPVA A Grade Flat Cut Cherry, Maple, and Walnut Veneers. Cherry and Walnut veneers are book-matched. Oak, Maple, and Ash Veneers are slip-matched. Veneer tops feature a 3mm external solid hardwood band, HPL tops features a 2mm flat PVC band or a laminate self-edge.

### CHASSIS & PEDESTAL CONSTRUCTION

All pedestals and chassis are constructed with 3/4" thick balanced 3-ply panels. Panels are securely fastened together using rails that are bored and doweled, glued, metal reinforcement brackets and wood cleat construction. Thick end panels are pre-bored to accept a tee nut for the adjustable glide and are reinforced with pvc banding to prevent glide tear out. Glue blocks are used where 3/4" thick panels are joined, bored for tee nut to accept adjustable glide.

### OVERHEAD CABINET CONSTRUCTION

(FREESTANDING AND WALL MOUNT)

Freestanding Overhead storage cabinets are constructed of 1" and 3/4" thick balanced 3-ply panels. Panels are attached with cam fasteners in conjunction with dowels securely adhered with PVAc (white polyvinyl acetate) glue. All surface mount cabinets connect to work surface with anti-slip tape. Wall mount cabinets are mounted to the wall with steel "z" bracket attachment method using 5mm euro screws to attach to the back of the cabinet. All units ship with a steel "z" bracket. This bracket is mounted to the wall by field installers. Installers are responsible for selecting and supplying appropriate fasteners for wall conditions.

### BOOKCASE CONSTRUCTION

All chassis (sides, back, top and bottom panels) are constructed with 3/4" thick balanced 3-ply panels. Panels are attached with cam fasteners in conjunction with dowels securely adhered with PVAc (white polyvinyl acetate) glue. Shelves on all units are 3/4" thick balance 3 ply panels. Optional heavy duty shelves are 1" thick lumber core balanced 5 ply construction.

### TACKBOARDS

Wall mount tackboards are constructed of .75" thick fiberboard. The fabric is precisely aligned and fitted to the tackboard with a sock on cover.

Overhead storage tackboards are constructed of .5" thick fiberboard. The fabric is precisely aligned and fitted to the tackboard and adhered to the rigid hardboard with staples.

### ADJUSTABLE GLIDES

Glides provide 1" of vertical leveling adjustment. Glide bottom is durable metal.

### DRAWERS

All drawers are constructed of four sides and a bottom, which are attached to a drawer front with screws for easy removal.

Drawer fronts feature vertically matched veneer within each pedestal. Pencil trays are standard in all box drawers. Jamestown, Prado, Rift, and Spaces feature maple veneer 1/2" thick material for drawer sides, fronts and backs with a UV finish for maximum durability. Drawer bottoms are 7/32" thick 3-ply maple veneer. Drawer boxes are assemble at each corner with dowel joinery for maximum drawer strength. Capitol Park, Central Park, NSsq, Reception Park, and Richmond Park feature drawers that are 1/2" thick wood grained wrapped 5 sided miter-folded construction with 1/8" thick hardboard bottoms.

### SUSPENSIONS

All casegoods utilize cold rolled steel zinc plated high-grade drawer suspensions. All suspensions are warranted for the lifetime of the product. Box and File drawers are full extension, featuring steel ball bearings for a smoother quieter range of motion with soft close operation and are rated 100lbs. Lateral file drawers are a progressive action full extension suspension with the soft close operation and is rated at 150lbs. Lateral files include anti tip mechanism that will allow only one drawer at a time to be opened.

### HINGES

Units with doors include 95 degree swing hinges.

### FILING

Capitol Park, Central Park, NSsq, Reception Park, and Richmond Park feature a highly durable black plastic extrusion that is securely fastened into a route on top of the drawer.

Desk drawers are provided with a cross bar that allows for adjustability for letter or legal filing side to side, letter width filing front to back without the use of a cross bar. Credenza and Return filing is letter width front to back and legal width side to side without the use of a cross bar, letter width side to side with the use of a cross bar. Lateral files feature legal with filing side to side and two rows of letter width front to back with the use of cross bars.

Jamestown, Prado, Rift, and Spaces feature metal file frames around the perimeter of the drawers with cross bars. Desk drawers are provided with a cross bar that allows for adjustability for letter or legal filing side to side, letter width filing front to back without the use of a cross bar. . Legal width drawers are specified on desks 72" and larger, and filing is legal front to back or two rows letter side to side. Credenza and Return filing is letter width front to back and legal width side to side without the use of a cross bar, letter width side to side with the use of a cross bar. Lateral files feature legal with filing side to side and two rows of letter width front to back with the use of cross bars.

### LOCKS

Silver, black or bronze face locks are standard on all desks, credenzas, returns, and modular pedestals and match the color of the pull selection. Locks are optional on door storage, overhead storage, towers with doors and all door units. Each drawer pedestal is independently locked. Lock plugs are factory or field installed.

### KEYING

Keying is available either factory or field installed. Factory installed keying is random.

**WIRE MANAGEMENT**

Wire management capabilities include standard and optional worksurface grommets. Specify W-1 under surface wire channels for organization and management of all communication wires and cords. Horizontal J-Channel wire management (Sku: W-1) is sold separately to conceal wire under worksurfaces.

**GROMMETS**

Metal grommets are provided to match the drawer pull selection. Grommet is available in black, silver, white or antique brass. Must specify standard or non-standard location. Black plastic grommets are available as an option for vertical applications.

**ALUMINUM FRAME DOORS**

Extruded aluminum mitered frame is clear anodized silver aluminum. Frame is 7/8" thick and 1 3/4" high with an 8mm (5/16") visible frame. Frosted glass is standard and white glass is available as an option. Glass I inset within the frame.

**POWERPORTS**

A large selection of powerports are available and handle power, data, docking stations and communication. See options section for selection.

**LED TASKLIGHTS**

LED task lighting provides high efficiency, low energy lighting with long life. LED lights are encased in a silver aluminum alloy material with built in switch to turn the light on/off. Lights are factory installed.

*Product specifications listed below:*

- Diffuser creates a softer light and eliminates hot spots.
- Built in switch with dimmer control.
- 30w 12Vdc 120V (UL approved) power supply
- Can be "daisy chained" up to 30W
- 50,000 hour life

SIZE	VOLTAGE	WATTAGE	COLOR TEMP.	CRI
24" light	12Vdc	6.4	5000K	90
48" light	12Vdc	12.8	5000K	90
60" light	12Vdc	16	5000K	90

**FINISHES**

<b>"W" VENEER</b> <small>Veneer</small>	<b>"G" LAMINATE HPL TOPS</b> <small>HPL</small>	<b>"M" THERMALLY FUSED LAMINATE</b> <small>TFL</small>
WAC Amber Cherry .....	GAC Amber Cherry .....	N/A
WRC Caramel Cherry.....	N/A .....	N/A
WIC Crimson Cherry .....	GIC Crimson Cherry.....	N/A
WEC Ebony on Cherry .....	N/A .....	N/A
WHC Honey Cherry.....	GHC Honey Cherry.....	N/A
WOC Koko Cherry.....	GOC Koko Cherry.....	N/A
WSC Scotch Cherry .....	N/A .....	N/A
WAM Alabaster Maple .....	GAM Alabaster Maple .....	N/A
WEW Executive Walnut.....	GEW Executive Walnut.....	N/A
WGW Gunstock Walnut.....	N/A .....	N/A
WNW Natural Walnut.....	GNW Natural Walnut.....	N/A
TGLV Gray Luster Walnut on Tech Grain ...	N/A .....	N/A
TSTV Studio Teak Walnut on Tech Grain ...	GSTV Studio Teak Walnut.....	N/A
TSMV Seattle Mist on Tech Grain .....	N/A .....	N/A
TSLV Skyline Walnut on Tech Grain.....	GSLV Skyline Walnut.....	N/A
WWP Designer White Paint.....	GWL Designer White .....	N/A

Send 3x3 or larger finish chip for color match. Custom finish upcharge is 3% or \$250 Net (whichever is greater).

**FINISH**

ENVI-CT Green Certified European Technology Coatings Finish.

**VENEER AND HPL TOPS**

Veneer tops and high-pressure laminate tops feature a 45-pound density substrate with balanced 3-ply construction. Tops are 1" thick and connected to the frame with a top horn assembly. DARRAN only uses HPVA A Grade Flat Cut Cherry, Maple, and Walnut Veneers. Cherry and Walnut veneers are book-matched. Oak, Maple, and Ash Veneers are slip-matched. Veneer tops feature a 3mm external solid hardwood band, HPL tops features a 2mm flat PVC band or a laminate self-edge.

**CHASSIS**

¾" thick core, Medium Density Fiberboard (MDF) rated EPP/SCS/CARB-II material with 3 ply balanced construction. Pedestal and cabinets feature dowel construction reinforced with steel bracket plates, wood cleats, screws and glue. Exposed interiors feature finished veneer of same species as exterior faces. Panel molding standard on approach and end panels of all worksurface height units.

NOTE: All units are standard with 1" adjustable glides that allow for leveling of units.

**DRAWER FRONTS**

Drawer fronts are vertically matched in balanced sets. Doors feature vertical veneer bookmatched horizontally in sets of 2 / 4 and 6 doors. All drawers and doors have traditional scallop profile edge shape. All tower fronts matched in vertical sets.

**DRAWERS**

Drawers feature mitre joint / dowel construction with a natural maple finish. All drawers extend 100% for full access on steel ball bearing slides with cushion in-out stops. Drawers have been tested and passed BIFMA 50,000 cycle test. File drawers feature ¼" bottoms reinforced for heavy weight capacity. All drawers are guaranteed lifetime with free replacement warranty.

**OPTIONAL WOOD DRAWERS**

Optional hardwood veneer plywood drawers feature banded top and bottom edges for smoothness. Drawers are dowel joint construction with a UV cured finish over maple veneers, plus a lifetime free replacement guarantee.

Optional Wood Drawer (Any Size) – Option Code P33...\$40 List Price Per Drawer

**RANDOM LOCKS & KEYING (STANDARD)**

Locks are standard on all storage units below the worksurface. Random lock cores are installed at the factory. Some units may be shipped with the same key number. Locks are Silver, Black or Bronze and match pull finish unless specified.

- SRK: Random Silver Random Key - n/c
- BRK: Random Black Random Key - n/c
- ZRK: Random Bronze Random Key - n/c

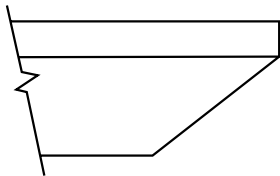
**FIELD INSTALLED LOCKS & KEYING (OPTION)**

Field installed lock option can be selected, each unit is shipped with an empty lock cylinder. A separate line item must be ordered to receive the numbered lock cores for field installation. Field installed locks are available at an additional charge of \$5 list per lock core. Specify Silver or Black Locks.

- SFK: Field Installed Silver Random Key - n/c
- BFK: Field Installed Black Random Key - n/c
- ZFK: Field Installed Bronze Random Key - n/c

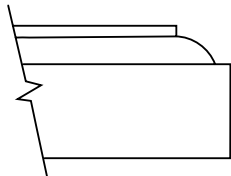
**"W" & "G" STANDARD PROFILE**

Capitol Park Edge for "M" Styles



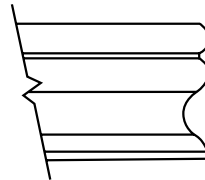
**NSS BEVEL**

3mm solid  
hardwood band

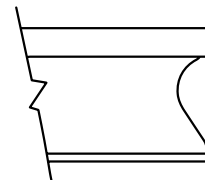


**CLASSIC**

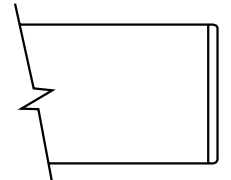
3mm solid  
hardwood band



**COBEE**

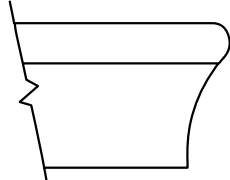


**COVE**

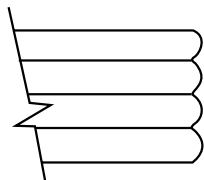


**FLAT**

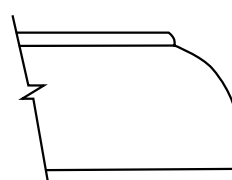
3mm solid  
hardwood band



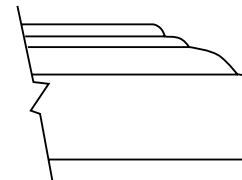
**KNIFE**



**REED**



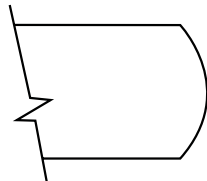
**WATERFALL**



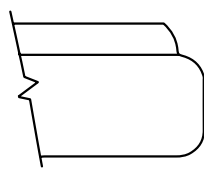
**TRADITIONAL**

**"W" & "G" PREMIUM PROFILE**

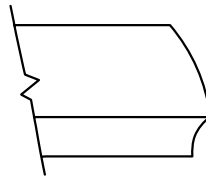
3/4" Hardwood Rim Band Species Same As Surface Veneer



**BULLNOSE**



**OGEE**




**RADIUS**

**PULLS/KNOBS**

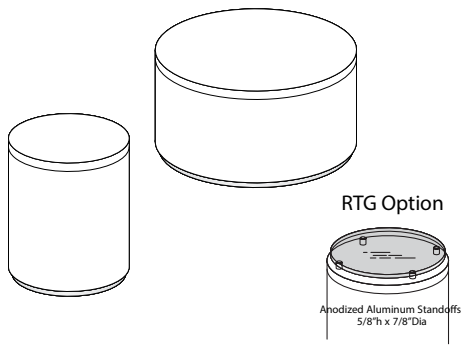
Factory Installed

PL-5 Antique Brass  
PL-50 Brushed Pewter



PL-4 Antique Brass





**PLINTHE TABLE**

**STANDARD FEATURES**

- 1" Top with 3mm wood edge
- Plinthe base with black or optional silver accent
- Glides

**NOTES**

- Available in maple veneer only. Cherry and walnut finishes are matched on maple veneer

[CLICK HERE TO VIEW PRODUCT INDEX](#)

**1 SELECT A STYLE**

DIMENSIONS		STYLE NUMBER	LIST PRICE	STYLE NUMBER	LIST PRICE	STYLE NUMBER	LIST PRICE
W" x D" x H"	WGT	"W" Veneer Veneer Top Veneer Chassis		"G" HPL High Pressure Laminate Top Veneer Chassis		"M" TFL Thermally Fused Laminate Top Thermally Fused Laminate Chassis	
<b>Cocktail</b>							
36 dia x 16	70	DBO3636RT372W	1983	DBO3636RT372G	1983	"M" Option N/A	
30 dia x 16	55	DBO3030RT372W	1834	DBO3030RT372G	1834	"M" Option N/A	
<b>End</b>							
24 dia x 22	45	DBO2424RT372W	1288	DBO2424RT372G	1288	"M" Option N/A	
18 dia x 22	40	DBO1818RT372W	1236	DBO1818RT372G	1236	"M" Option N/A	

**2 SELECT A FINISH**

"W" Veneer	"G" HPL	"M" TFL	
WAC	GAC	-	Amber Cherry
WRC	-	-	Caramel Cherry
WIC	GIC	-	Crimson Cherry
WEC	-	-	Ebony
WHC	GHC	-	Honey Cherry
WOC	GOC	-	KoKo Cherry
WSC	-	-	Scotch Cherry
WEW	GEW	-	Executive Walnut
WGW	-	-	Gunstock Walnut
WBW	-	-	Henna Walnut
WJW	-	-	Judicial Walnut
WNW	GNW	-	Natural Walnut
WWP	GWL	-	Designer White
WCM	GCM	-	Clear Maple
WWM	GWM	-	Wheat Maple
WBO	-	-	Blush Oak
WMO	-	-	Mocha Oak
WTO	-	-	Toast Oak
WWO	-	-	Wheat Oak
<b>METAL FINISHES</b>			
MFB	-	-	Black
MFS	-	-	Silver

**3 SELECT AN EDGE**

Edge Profile  
Option Not Available

**5 OPTIONS**

**CLEAR GLASS TOP**


- RTG12: 17" dia Clear glass top - \$250
- RTG14: 23" dia Clear glass top - \$275
- RTG16: 29" dia Clear glass top - \$395
- RTG18: 35" dia Clear glass top - \$525

**FROSTED GLASS**

- RTG22: 17" dia Frosted glass top - \$350
- RTG24: 23" dia Frosted glass top - \$375
- RTG26: 29" dia Frosted glass top - \$545
- RTG28: 35" dia Frosted glass top - \$725

**4 SELECT HARDWARE**

Hardware  
Option Not Available



**END TABLE AND CONSOLE TABLE**

**STANDARD FEATURES**

- 3-3/4" Thick top
- 3-3/4" Thick top
- Glides
- Flat-cut w/ reverse slip-matched veneer
- Solid hardwood legs

[CLICK HERE TO VIEW PRODUCT INDEX](#)

**1 SELECT A STYLE**

DIMENSIONS		STYLE NUMBER	LIST PRICE	STYLE NUMBER	LIST PRICE	STYLE NUMBER	LIST PRICE
W" x D" x H"	WGT	"W" Veneer Top Veneer Chassis		"G" High Pressure Laminate Top Veneer Chassis		"M" Thermally Fused Laminate Top Thermally Fused Laminate Chassis	
<b>End Table</b>							
24 x 24 x 22	40	DBO2424AV366W	1231	DBO2424AV366G	1231	"M" Option N/A	
18 x 18 x 22	35	DBO1818AV366W	1025	DBO1818AV366G	1025	"M" Option N/A	
<b>Cocktail Table</b>							
48 x 18 x 16	50	DBO4818AV369W	1540	DBO4818AV369G	1540	"M" Option N/A	
42 x 42 x 16	65	DBO4242AV369W	1654	DBO4242AV369G	1654	"M" Option N/A	
36 x 36 x 16	55	DBO3636AV369W	1545	DBO3636AV369G	1545	"M" Option N/A	

**2 SELECT A FINISH**      **3 SELECT AN EDGE**      **5 OPTIONS**

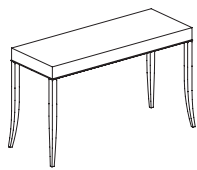
"W" Veneer	"G" HPL	"M" TFL	
WAC	GAC	-	Amber Cherry
WRC	-	-	Caramel Cherry
WIC	GIC	-	Crimson Cherry
WEC	-	-	Ebony
WHC	GHC	-	Honey Cherry
WOC	GOC	-	KoKo Cherry
WSC	-	-	Scotch Cherry
WEW	GEW	-	Executive Walnut
WGW	-	-	Gunstock Walnut
WBW	-	-	Henna Walnut
WNW	GNW	-	Natural Walnut
WWP	GWL	-	Designer White
WCM	GCM	-	Clear Maple
WWM	GWM	-	Wheat Maple

Edge Profile  
Option Not Available

**4 SELECT HARDWARE**

Hardware  
Option Not Available





**CONSOLE TABLE**

**STANDARD FEATURES**

- 1/2" Thick solid hardwood bead detailing around apron
- 3-3/4" Thick top
- Glides
- Flat-cut w/ reverse slip-matched veneer
- Solid hardwood legs

[CLICK HERE TO VIEW PRODUCT INDEX](#)

**1 SELECT A STYLE**

DIMENSIONS		STYLE NUMBER	LIST PRICE	STYLE NUMBER	LIST PRICE	STYLE NUMBER	LIST PRICE
W" x D" x H"	WGT	<b>"W"</b> Veneer Top Veneer Veneer Chassis		<b>"G"</b> High Pressure Laminate Top HPL Veneer Chassis		<b>"M"</b> Thermally Fused Laminate Top TFL Thermally Fused Laminate Chassis	
48 x 18 x 29	60	DBO4818AV361W	1597	DBO4818AV361G	1597	"M" Option N/A	

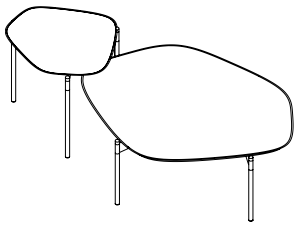
**2 SELECT A FINISH**      **3 SELECT AN EDGE**      **5 OPTIONS**

<b>"W"</b> Veneer	<b>"G"</b> HPL	<b>"M"</b> TFL	
WAC	GAC	-	Amber Cherry
WRC	-	-	Caramel Cherry
WIC	GIC	-	Crimson Cherry
WEC	-	-	Ebony
WHC	GHC	-	Honey Cherry
WOC	GOC	-	KoKo Cherry
WSC	-	-	Scotch Cherry
WEW	GEW	-	Executive Walnut
WGW	-	-	Gunstock Walnut
WBW	-	-	Henna Walnut
WNW	GNW	-	Natural Walnut
WWP	GWL	-	Designer White
WCM	GCM	-	Clear Maple
WWM	GWM	-	Wheat Maple

Edge Profile  
Option Not Available

**4 SELECT HARDWARE**

Hardware  
Option Not Available



**COCKTAIL TABLE AND END TABLE**

**STANDARD FEATURES**

- 1" Thick top
- Black metal finish standard (available in white and silver)

[CLICK HERE TO VIEW PRODUCT INDEX](#)

**1 SELECT A STYLE**

DIMENSIONS		STYLE NUMBER	LIST PRICE	STYLE NUMBER	LIST PRICE	STYLE NUMBER	LIST PRICE
W" x D" x H"	WGT	"W" Veneer Top Veneer		"G" High Pressure Laminate Top HPL		"M" Thermally Fused Laminate Top TFL	
<b>End Table</b>							
23 x 19 x 17.75	60	CEL2319MT366W	1055	CEL2319MT366G	1055	"M" Option N/A	
<b>Cocktail Table</b>							
42 x 32 x 14.25	85	CEL4232MT369W	1465	CEL4232MT369G	1465	"M" Option N/A	

**2 SELECT A FINISH**

"W" Veneer	"G" HPL	"M" TFL	
WAC	GAC	-	Amber Cherry
WRC	-	-	Caramel Cherry
WIC	GIC	-	Crimson Cherry
WEC	GEC	-	Ebony
WHC	GHC	-	Honey Cherry
WOC	GOC	-	KoKo Cherry
WAM	GAM	-	Alabaster Maple
WCM	GCM	-	Clear Maple
WWM	GWM	-	Wheat Maple
WBO	-	-	Blush Oak
WMO	-	-	Mocha Oak
WTO	-	-	Toast Oak
WWO	-	-	Wheat Oak
WOW	-	-	Clear Walnut
WEW	GEW	-	Executive Walnut
WGW	-	-	Gunstock Walnut
WBW	-	-	Henna Walnut
WNW	GNW	-	Natural Walnut
TSTV	GSTV	-	Studio Teak Walnut
TSMV	-	-	Seattle Mist Walnut
TSLV	GSLV	-	Skyline Walnut
WWP	GWL	-	Designer White
<b>METAL FINISHES</b>			
MFB	-	-	Black (Standard)
MFW	-	-	White

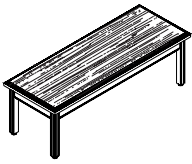
**3 SELECT AN EDGE**



**5 OPTIONS**  
OPTIONS N/A

**4 SELECT HARDWARE**

Hardware  
Option Not  
Available



Sketchface

**COCKTAIL TABLE**

**STANDARD FEATURES**

- 1-5/16" Thick top
- Floor levelers (adjustable 1/2")
- Solid hardwood base and legs

**NOTES**

- Sketch face tops feature quartered cherry borders with cherry infield.
- Tables are available in Cherry and Walnut Finishes

[CLICK HERE TO VIEW PRODUCT INDEX](#)

**1 SELECT A STYLE**

DIMENSIONS		STYLE NUMBER	LIST PRICE	STYLE NUMBER	LIST PRICE	STYLE NUMBER	LIST PRICE
W" x D" x H"	WGT	"W" Veneer Veneer Top Veneer Chassis		"G" HPL High Pressure Laminate Top Veneer Chassis		"M" TFL Thermally Fused Laminate Top Thermally Fused Laminate Chassis	
<b>Bookmatch Face</b>							
<b>Cocktail</b>							
18 x 48 x 16	50	DBO1848FT351W	1244	DBO1848FT351G	1244	"M" Option N/A	
36 x 36 x 16	60	DBO3636FT351W	1273	DBO3636FT351G	1273	"M" Option N/A	
<b>End</b>							
24 x 24 x 20	40	DBO2424FT351W	1018	DBO2424FT351G	1018	"M" Option N/A	
18 x 18 x 20	30	DBO1818FT351W	822	DBO1818FT351G	822	"M" Option N/A	
<b>Sketch Face</b>							
<b>Cocktail</b>							
18 x 48 x 16	50	DBO1848FS351W	1387	"G" Option N/A		"M" Option N/A	
36 x 36 x 16	60	DBO3636FS351W	1516	"G" Option N/A		"M" Option N/A	
<b>End</b>							
24 x 24 x 20	40	DBO2424FS351W	1181	"G" Option N/A		"M" Option N/A	
18 x 18 x 20	30	DBO1818FS351W	1003	"G" Option N/A		"M" Option N/A	

**2 SELECT A FINISH**

"W" Veneer	"G" HPL	"M" TFL	
WAC	GAC	-	Amber Cherry
WRC	-	-	Caramel Cherry
WIC	GIC	-	Crimson Cherry
WEC	-	-	Ebony
WHC	GHC	-	Honey Cherry
WOC	GOC	-	KoKo Cherry
WSC	-	-	Scotch Cherry
WEW	GEW	-	Executive Walnut
WGW	-	-	Gunstock Walnut
WBW	-	-	Henna Walnut
WNW	GNW	-	Natural Walnut

**3 SELECT AN EDGE**



**5 OPTIONS**

**CUSTOM SKETCHFACE TOPS**

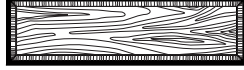

Contact Customer Service for recommended Veneer combinations, leadtimes and price quotes.

- Acacia Burl
- African Mahogany
- Birdseye Maple
- Prima Vera Border
- Redwood Burl

\* price by quote only

**4 SELECT HARDWARE**

Hardware  
Option Not  
Available



**CONSOLE TABLE**

**STANDARD FEATURES**

- 1-5/16" Thick top
- Floor levelers (adjustable 1/2")
- Solid hardwood base and legs

**NOTES**

- Sketch face tops feature quartered cherry borders with cherry infield.
- Tables are available in Cherry and Walnut Finishes

[CLICK HERE TO VIEW PRODUCT INDEX](#)

**1 SELECT A STYLE**

DIMENSIONS		STYLE NUMBER	LIST PRICE	STYLE NUMBER	LIST PRICE	STYLE NUMBER	LIST PRICE
W" x D" x H"	WGT	"W" Veneer Veneer Top Veneer Chassis		"G" HPL High Pressure Laminate Top Veneer Chassis		"M" TFL Thermally Fused Laminate Top Thermally Fused Laminate Chassis	
<b>Bookmatch Face</b>							
16 x 60 x 29	85	DBO1660JW361W	1638	DBO1660JW361G	1638	"M" Option N/A	
16 x 48 x 29	75	DBO1648JW361W	1510	DBO1648JW361G	1510	"M" Option N/A	
<b>Sketch Face</b>							
16 x 60 x 29	85	DBO1660JS361W	1895	"G" Option N/A		"M" Option N/A	
16 x 48 x 29	75	DBO1648JS361W	1766	"G" Option N/A		"M" Option N/A	


**2 SELECT A FINISH**      **3 SELECT AN EDGE**      **5 OPTIONS**

"W" Veneer	"G" HPL	"M" TFL	
WAC	GAC	-	Amber Cherry
WRC	-	-	Caramel Cherry
WIC	GIC	-	Crimson Cherry
WEC	-	-	Ebony
WHC	GHC	-	Honey Cherry
WOC	GOC	-	KoKo Cherry
WSC	-	-	Scotch Cherry
WEW	GEW	-	Executive Walnut
WGW	-	-	Gunstock Walnut
WBW	-	-	Henna Walnut
WNW	GNW	-	Natural Walnut



**4 SELECT HARDWARE**





**ACACIA STOOL / ROUND TABLE**  
STANDARD FEATURES

- NOTES**
- Butterflies are hand placed based on the tables natural characteristic
  - Every stool is unique with live edge detailing
  - Natural cracks in the wood are considered normal and enhance the beauty of the stool

[CLICK HERE TO VIEW PRODUCT INDEX](#)

**1 SELECT A STYLE**

DIMENSIONS		STYLE NUMBER	LIST PRICE	STYLE NUMBER	LIST PRICE	STYLE NUMBER	LIST PRICE
W" x D" x H"	WGT	<b>"W"</b> Veneer Top Veneer Chassis		<b>"G"</b> HPL High Pressure Laminate Top Veneer Chassis		<b>"M"</b> TFL Thermally Fused Laminate Top Thermally Fused Laminate Chassis	
12 dia x 17	50	GRO1217AS372W	447	"G" Option N/A		"M" Option N/A	

\* Stool/Table depth varies


**2 SELECT A FINISH**      **3 SELECT AN EDGE**      **5 OPTIONS**

**"W"**   **"G"**   **"M"**  
Veneer   HPL   TFL  
WLE   -   -   Clear Coat

Edge Profile  
Option Not Available

**4 SELECT HARDWARE**

Hardware  
Option Not Available



**ACACIA STOOL / SQUARE TABLE**  
STANDARD FEATURES

- NOTES**
- Butterflies are hand placed based on the tables natural characteristic
  - Every stool is unique with live edge detailing
  - Natural cracks in the wood are considered normal and enhance the beauty of the stool
  - Stools are cut from the Acacia Tree and has figured grain with distinct sap line edges

[CLICK HERE TO VIEW PRODUCT INDEX](#)

**1 SELECT A STYLE**

DIMENSIONS		STYLE NUMBER	LIST PRICE	STYLE NUMBER	LIST PRICE	STYLE NUMBER	LIST PRICE
W" x D" x H"	WGT	<b>"W"</b> Veneer Top Veneer Chassis		<b>"G"</b> HPL High Pressure Laminate Top Veneer Chassis		<b>"M"</b> TFL Thermally Fused Laminate Top Thermally Fused Laminate Chassis	
12 x 12 x 18	60	GRO1212CM373W	644	"G" Option N/A		"M" Option N/A	

\* Stool/Table depth varies

**2 SELECT A FINISH**      **3 SELECT AN EDGE**      **5 OPTIONS**

**"W"** Veneer  
**"G"** HPL  
**"M"** TFL  
WLE - - Clear Coat

Edge Profile  
Option Not Available

**4 SELECT HARDWARE**

Hardware  
Option Not Available



**ACACIA STOOL / ROUND TABLE**

STANDARD FEATURES

NOTES

- Butterflies are hand placed based on the tables natural characteristic
- Every stool is unique with live edge detailing
- Natural cracks in the wood are considered normal and enhance the beauty of the stool

[CLICK HERE TO VIEW PRODUCT INDEX](#)

**1 SELECT A STYLE**

DIMENSIONS		STYLE NUMBER	LIST PRICE	STYLE NUMBER	LIST PRICE	STYLE NUMBER	LIST PRICE
W" x D" x H"	WGT	<b>"W"</b> Veneer Top Veneer Chassis		<b>"G"</b> HPL High Pressure Laminate Top Veneer Chassis		<b>"M"</b> TFL Thermally Fused Laminate Top Thermally Fused Laminate Chassis	
16 dia x 21	140	GRO1621AS372W	903	"G" Option N/A		"M" Option N/A	

\* Stool/Table depth varies

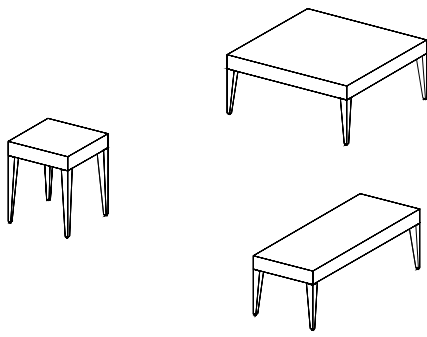
**2 SELECT A FINISH**      **3 SELECT AN EDGE**      **5 OPTIONS**

<b>"W"</b> Veneer	<b>"G"</b> HPL	<b>"M"</b> TFL	
WLE	-	-	Clear Coat

Edge Profile  
Option Not Available

**4 SELECT HARDWARE**

Hardware  
Option Not Available



**SQUARE ENDTABLE/ COCKTAIL**

**STANDARD FEATURES**

- 3-3/4" Thick top
- Flat-cut w/ reverse slip-matched veneer
- Glides
- Tapered solid hardwood legs

[CLICK HERE TO VIEW PRODUCT INDEX](#)

**1 SELECT A STYLE**

DIMENSIONS		STYLE NUMBER	LIST PRICE	STYLE NUMBER	LIST PRICE	STYLE NUMBER	LIST PRICE
W" x D" x H"	WGT	"W" Veneer Top Veneer Chassis		"G" HPL High Pressure Laminate Top Veneer Chassis		"M" TFL Thermally Fused Laminate Top Thermally Fused Laminate Chassis	
<b>End Table</b>							
24 x 24 x 22	40	DBO2424JK366W	1087	DBO2424JK366G	1087	"M" Option N/A	
18 x 18 x 22	35	DBO1818JK366W	1020	DBO1818JK366G	1020	"M" Option N/A	
<b>Cocktail Table</b>							
48 x 18 x 16	50	DBO4818JK369W	1476	DBO4818JK369G	1476	"M" Option N/A	
42 x 42 x 16	65	DBO4242JK369W	1643	DBO4242JK369G	1643	"M" Option N/A	
36 x 36 x 16	55	DBO3636JK369W	1543	DBO3636JK369G	1543	"M" Option N/A	

**2 SELECT A FINISH** | **3 SELECT AN EDGE** | **5 OPTIONS**


"W" Veneer	"G" HPL	"M" TFL	
WAC	GAC	-	Amber Cherry
WRC	-	-	Caramel Cherry
WIC	GIC	-	Crimson Cherry
WEC	-	-	Ebony
WHC	GHC	-	Honey Cherry
WOC	GOC	-	KoKo Cherry
WSC	-	-	Scotch Cherry
WEW	GEW	-	Executive Walnut
WGW	-	-	Gunstock Walnut
WBW	-	-	Henna Walnut
WNW	GNW	-	Natural Walnut
WWP	GWL	-	Designer White
WCM	-	-	Clear Maple
WWM	GWM	-	Wheat Maple

Edge Profile  
Option Not Available

**4 SELECT HARDWARE**

Hardware  
Option Not Available





**ROUND TABLE**

**STANDARD FEATURES**

- 3-3/4" Thick top
- Flat-cut w/ reverse slip-matched veneer
- Glides
- Tapered solid hardwood legs

[CLICK HERE TO VIEW PRODUCT INDEX](#)

**1 SELECT A STYLE**

DIMENSIONS		STYLE NUMBER	LIST PRICE	STYLE NUMBER	LIST PRICE	STYLE NUMBER	LIST PRICE
W" x D" x H"	WGT	"W" Veneer Top Veneer Chassis		"G" HPL High Pressure Laminate Top Veneer Chassis		"M" TFL Thermally Fused Laminate Top Thermally Fused Laminate Chassis	
<b>End Table</b>							
24 dia x 22	40	DBO2424JK367W	1287	DBO2424JK367G	1287	"M" Option N/A	
18 dia x 22	35	DBO1818JK367W	1092	DBO1818JK367G	1092	"M" Option N/A	
<b>Cocktail Table</b>							
42 dia x 16	65	DBO4242JK367W	1853	DBO4242JK367G	1853	"M" Option N/A	
36 dia x 16	55	DBO3636JK367W	1622	DBO3636JK367G	1622	"M" Option N/A	


**2 SELECT A FINISH** | **3 SELECT AN EDGE** | **5 OPTIONS**

"W" Veneer	"G" HPL	"M" TFL	
WAC	GAC	-	Amber Cherry
WRC	-	-	Caramel Cherry
WIC	GIC	-	Crimson Cherry
WEC	-	-	Ebony
WHC	GHC	-	Honey Cherry
WOC	GOC	-	KoKo Cherry
WSC	-	-	Scotch Cherry
WEW	GEW	-	Executive Walnut
WGW	-	-	Gunstock Walnut
WBW	-	-	Henna Walnut
WNW	GNW	-	Natural Walnut
WWP	GWL	-	Designer White
WCM	-	-	Clear Maple
WWM	GWM	-	Wheat Maple

Edge Profile  
Option Not Available

**4 SELECT HARDWARE**

Hardware  
Option Not Available



**CONSOLE TABLES**

**STANDARD FEATURES**

- 3-3/4" Thick top
- Flat-cut w/ reverse slip-matched veneer
- Glides
- Tapered solid hardwood legs

[CLICK HERE TO VIEW PRODUCT INDEX](#)

**1 SELECT A STYLE**

DIMENSIONS		STYLE NUMBER	LIST PRICE	STYLE NUMBER	LIST PRICE	STYLE NUMBER	LIST PRICE
W" x D" x H"	WGT	"W" Veneer Veneer Top Veneer Chassis		"G" HPL High Pressure Laminate Top Veneer Chassis		"M" TFL Thermally Fused Laminate Top Thermally Fused Laminate Chassis	
<b>Square Console Table</b>							
48 x 18 x 29	60	DBO4818JK361W	1577	DBO4818JK361G	1577	"M" Option N/A	
<b>Semi-Circle Console</b>							
48 x 18 x 29	60	DBO4818JK367W	2022	DBO4818JK367G	2022	"M" Option N/A	

**2 SELECT A FINISH**

"W" Veneer	"G" HPL	"M" TFL	
WAC	GAC	-	Amber Cherry
WRC	-	-	Caramel Cherry
WIC	GIC	-	Crimson Cherry
WEC	-	-	Ebony
WHC	GHC	-	Honey Cherry
WOC	GOC	-	KoKo Cherry
WSC	-	-	Scotch Cherry
WEW	GEW	-	Executive Walnut
WGW	-	-	Gunstock Walnut
WBW	-	-	Henna Walnut
WNW	GNW	-	Natural Walnut
WWP	GWL	-	Designer White
WCM	-	-	Clear Maple
WWM	GWM	-	Wheat Maple

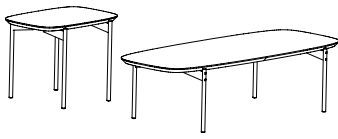
**3 SELECT AN EDGE**

Edge Profile  
Option Not Available

**5 OPTIONS**

**4 SELECT HARDWARE**

Hardware  
Option Not Available



**END TABLE AND COFFEE TABLE**

**STANDARD FEATURES**

- 1" Thick top
- Black metal finish standard

[CLICK HERE TO VIEW PRODUCT INDEX](#)

**1 SELECT A STYLE**

DIMENSIONS	STYLE NUMBER	LIST PRICE	STYLE NUMBER	LIST PRICE	STYLE NUMBER	LIST PRICE
W" x D" x H"	"W" Veneer Veneer Top Veneer Chassis		"G" HPL High Pressure Laminate Top Veneer Chassis		"M" TFL Thermally Fused Laminate Top Thermally Fused Laminate Chassis	
<b>End Table</b>						
23.25 x 15.75 x 17.5	LAM2315MT359W	1180	LAM2315MT359G	1090	M Option N A	
<b>Coffee Table</b>						
52.5 x 21.5 x 14.25	LAM5221MT359W	1430	LAM5221MT359G	1320	M Option N A	

**2 SELECT A FINISH**

"W" Veneer	"G" HPL	"M" TFL	
WAC	GAC	-	Amber Cherry
WRC	-	-	Caramel Cherry
WIC	GIC	-	Crimson Cherry
WEC	GEC	-	Ebony
WHC	GHC	-	Honey Cherry
WOC	GOC	-	KoKo Cherry
WSC	-	-	Scotch Cherry
WAM	GAM	-	Alabaster Maple
WCM	GCM	-	Clear Maple
WWM	GWM	-	Wheat Maple
WBO	-	-	Blush Oak
WMO	-	-	Mocha Oak
WTO	-	-	Toast Oak
WWO	-	-	Wheat Oak
WOW	-	-	Clear Walnut
WEW	GEW	-	Executive Walnut
WGW	-	-	Gunstock Walnut
WBW	-	-	Henna Walnut
WNW	GNW	-	Natural Walnut
TSTV	GSTV	□ □	Studio Teak Walnut
TSMV	-	-	Seattle Mist Walnut
TSLV	GSLV	-	Skyline Walnut
WWP	GWL	□ □	Designer White
<b>METAL FINISHES</b>			
MFB	-	-	Black (Standard)
O	14/		

**3 SELECT AN EDGE**

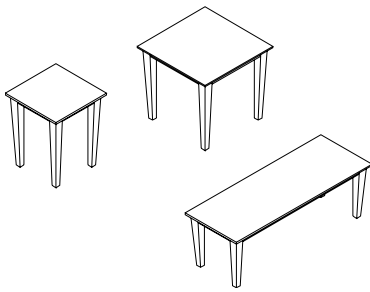


**5 OPTIONS**

**QUARTERED VENEER**  
- QW1: Quartered Walnut Veneer Upgrade - 5% upcharge

**4 SELECT HARDWARE**

Hardware  
Option Not  
Available



## OCCASIONAL TABLES

### STANDARD FEATURES

- Silver powdercoat. Available in white and black
- Steel tapered leg

[CLICK HERE TO VIEW PRODUCT INDEX](#)

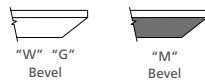
## 1 SELECT A STYLE

DIMENSIONS		STYLE NUMBER	LIST PRICE	STYLE NUMBER	LIST PRICE	STYLE NUMBER	LIST PRICE
W" x D" x H"	WGT	"W" Veneer Top Veneer Chassis		"G" HPL High Pressure Laminate Top Veneer Chassis		"M" TFL Thermally Fused Laminate Top Thermally Fused Laminate Chassis	
<b>Cocktail</b>							
18 x 48 x 16	85	NSS1848MT539W	1319	NSS1848MT539G	1319	NSS1848MT539M	918
<b>End</b>							
18 x 18 x 22	60	NSS1818MT539W	902	NSS1818MT539G	902	NSS1818MT539M	751
24 x 24 x 22	65	NSS2424MT539W	1072	NSS2424MT539G	1072	NSS2424MT539M	805

## 2 SELECT A FINISH

"W" Veneer	"G" HPL	"M" TFL	
WAC	GAC	-	Amber Cherry
WRC	-	-	Caramel Cherry
WIC	GIC	-	Crimson Cherry
WEC	-	-	Ebony
WHC	GHC	MHC	Honey Cherry
WOC	GOC	MOC	KoKo Cherry
WSC	-	-	Scotch Cherry
WAM	GAM	-	Alabaster Maple
WCM	GCM	-	Clear Maple
WWM	GWM	-	Wheat Maple
WEW	GEW	-	Executive Walnut
WGW	-	MGW	Gunstock Walnut
WBW	-	-	Henna Walnut
WJW	-	-	Judicial Walnut
WNW	GNW	-	Natural Walnut
TGLV	-	-	Gray Luster Walnut
TSTV	GSTV	MTW	Studio Teak Walnut
TSMV	-	-	Seattle Mist Walnut
TSLV	GSLV	-	Skyline Walnut
WWP	GWL	MWL	Designer White
<b>METAL FINISHES</b>			
MFB	-	-	Black (Premium Finish)
MFS	-	-	Silver
MFW	-	-	White (Premium Finish)

## 3 SELECT AN EDGE

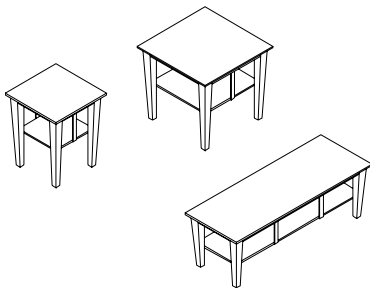


## 5 OPTIONS

- PREMIUM FINISH OPTION**
- MFB: Black metal finish - \$50 per leg
  - MFW: White metal finish - \$50 per leg

## 4 SELECT HARDWARE

Hardware  
Option Not  
Available



## OCCASIONAL TABLES WITH FLOATING SHELF

### STANDARD FEATURES

- Shelf is wood/laminate based on style chosen
- Silver powdercoat. Available in white and black
- Steel tapered leg

[CLICK HERE TO VIEW PRODUCT INDEX](#)

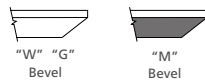
## 1 SELECT A STYLE

DIMENSIONS		STYLE NUMBER	LIST PRICE	STYLE NUMBER	LIST PRICE	STYLE NUMBER	LIST PRICE
W" x D" x H"	WGT	"W" Veneer Top Veneer Chassis		"G" HPL High Pressure Laminate Top Veneer Chassis		"M" TFL Thermally Fused Laminate Top Thermally Fused Laminate Chassis	
<b>Cocktail</b>							
18 x 48 x 16	90	NSS1848MT540W	1468	NSS1848MT540G	1468	NSS1848MT540M	1068
<b>End</b>							
18 x 18 x 22	65	NSS1818MT540W	1005	NSS1818MT540G	1005	NSS1818MT540M	852
24 x 24 x 22	70	NSS2424MT540W	1221	NSS2424MT540G	1221	NSS2424MT540M	953

## 2 SELECT A FINISH

"W" Veneer	"G" HPL	"M" TFL	
WAC	GAC	-	Amber Cherry
WRC	-	-	Caramel Cherry
WIC	GIC	-	Crimson Cherry
WEC	-	-	Ebony
WHC	GHC	MHC	Honey Cherry
WOC	GOC	MOC	KoKo Cherry
WSC	-	-	Scotch Cherry
WAM	GAM	-	Alabaster Maple
WCM	GCM	-	Clear Maple
WWM	GWM	-	Wheat Maple
WEW	GEW	-	Executive Walnut
WGW	-	MGW	Gunstock Walnut
WBW	-	-	Henna Walnut
WJW	-	-	Judicial Walnut
WNW	GNW	-	Natural Walnut
TGLV	-	-	Gray Luster Walnut
TSTV	GSTV	MTW	Studio Teak Walnut
TSMV	-	-	Seattle Mist Walnut
TSLV	GSLV	-	Skyline Walnut
WWP	GWL	MWL	Designer White
<b>METAL FINISHES</b>			
MFB	-	-	Black (Premium Finish)
MFS	-	-	Silver
MFW	-	-	White (Premium Finish)

## 3 SELECT AN EDGE

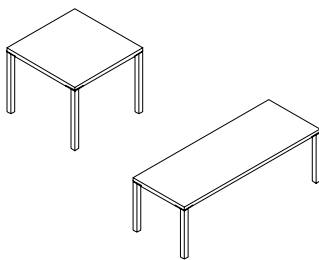


## 5 OPTIONS

- PREMIUM FINISH OPTION**
- MFB: Black metal finish - \$50 per leg
  - MFW: White metal finish - \$50 per leg

## 4 SELECT HARDWARE

Hardware  
Option Not  
Available



**METAL ACCENT TABLE**

**STANDARD FEATURES**

- 1 -1/4" Thick Top flat edge only
- 1" Square metal leg with 5" x 1/4" metal accent edge
- Brushed nickel leg

[CLICK HERE TO VIEW PRODUCT INDEX](#)

**1 SELECT A STYLE**

DIMENSIONS		STYLE NUMBER	LIST PRICE	STYLE NUMBER	LIST PRICE	STYLE NUMBER	LIST PRICE
W" x D" x H"	WGT	"W" Veneer Top Veneer Chassis		"G" HPL High Pressure Laminate Top Veneer Chassis		"M" TFL Thermally Fused Laminate Top Thermally Fused Laminate Chassis	
<b>Cocktail</b>							
30 x 30 x 16	70	NSS3030HP370W	1303	NSS3030HP370G	1303	NSS3030HP370M	892
36 x 36 x 16	80	NSS3636HP370W	1355	NSS3636HP370G	1355	NSS3636HP370M	961
18 x 36 x 16	70	NSS1836HP370W	1927	NSS1836HP370G	1927	NSS1836HP370M	892
18 x 48 x 16	80	NSS1848HP370W	1339	NSS1848HP370G	1339	NSS1848HP370M	961
<b>End</b>							
18 x 18 x 19.5	50	NSS1818HP370W	933	NSS1818HP370G	933	NSS1818HP370M	724
24 x 24 x 19.5	60	NSS2424HP370W	964	NSS2424HP370G	964	NSS2424HP370M	777

**2 SELECT A FINISH**      **3 SELECT AN EDGE**      **5 OPTIONS**

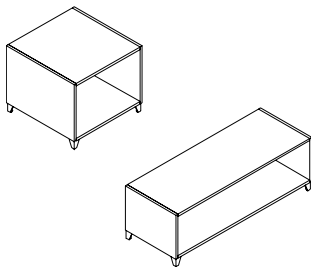
"W" Veneer	"G" HPL	"M" TFL	
WAC	GAC	-	Amber Cherry
WRC	-	-	Caramel Cherry
WIC	GIC	-	Crimson Cherry
WEC	-	-	Ebony
WHC	GHC	MHC	Honey Cherry
WOC	GOC	MOC	KoKo Cherry
WSC	-	-	Scotch Cherry
WAM	GAM	-	Alabaster Maple
WCM	GCM	-	Clear Maple
WWM	GWM	-	Wheat Maple
WEW	GEW	-	Executive Walnut
WGW	-	MGW	Gunstock Walnut
WBW	-	-	Henna Walnut
WJW	-	-	Judicial Walnut
WNW	GNW	-	Natural Walnut
TGLV	-	-	Gray Luster Walnut
TSTV	GSTV	MTW	Studio Teak Walnut
TSMV	-	-	Seattle Mist Walnut
TSLV	GSLV	-	Skyline Walnut
WWP	GWL	MWL	Designer White



Flat 3 mm

**4 SELECT HARDWARE**

Hardware  
Option Not  
Available



**OPEN CUBE TABLE**

**STANDARD FEATURES**

- 1-1/4" Top flat edge
- Steel tapered leg
- Standard Silver Feet (optional White, Black)

[CLICK HERE TO VIEW PRODUCT INDEX](#)

**1 SELECT A STYLE**

DIMENSIONS		STYLE NUMBER	LIST PRICE	STYLE NUMBER	LIST PRICE	STYLE NUMBER	LIST PRICE
W" x D" x H"	WGT	"W" Veneer Veneer Top Veneer Chassis		"G" HPL High Pressure Laminate Top Veneer Chassis		"M" TFL Thermally Fused Laminate Top Thermally Fused Laminate Chassis	
<b>Cocktail</b>							
18 x 36 x 16	80	NSS1836HP371W	1195	NSS1836HP371G	1195	NSS1836HP371M	856
18 x 48 x 16	95	NSS1848HP371W	1278	NSS1848HP371G	1278	NSS1848HP371M	914
<b>End</b>							
18 x 18 x 20	55	NSS1818HP371W	933	NSS1818HP371G	933	NSS1818HP371M	667
24 x 24 x 20	65	NSS2424HP371W	1015	NSS2424HP371G	1015	NSS2424HP371M	736

**2 SELECT A FINISH**

"W" Veneer	"G" HPL	"M" TFL	
WAC	GAC	-	Amber Cherry
WRC	-	-	Caramel Cherry
WIC	GIC	-	Crimson Cherry
WEC	-	-	Ebony
WHC	GHC	MHC	Honey Cherry
WOC	GOC	MOC	KoKo Cherry
WSC	-	-	Scotch Cherry
WAM	GAM	-	Alabaster Maple
WCM	GCM	-	Clear Maple
WWM	GWM	-	Wheat Maple
WEW	GEW	-	Executive Walnut
WGW	-	MGW	Gunstock Walnut
WBW	-	-	Henna Walnut
WJW	-	-	Judicial Walnut
WNW	GNW	-	Natural Walnut
TGLV	-	-	Gray Luster Walnut
TSTV	GSTV	MTW	Studio Teak Walnut
TSMV	-	-	Seattle Mist Walnut
TSLV	GSLV	-	Skyline Walnut
WWP	GWL	MWL	Designer White
<b>METAL FINISHES</b>			
MFB	-	-	Black (Premium Finish)
MFS	-	-	Silver
MFW	-	-	White (Premium Finish)

**3 SELECT AN EDGE**



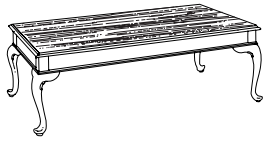
Flat 3 mm

**5 OPTIONS**

- PREMIUM FINISH OPTION**
- MFB: Black metal finish - \$25 per foot
  - MFW: White metal finish - \$25 per foot

**4 SELECT HARDWARE**

Hardware Option Not Available



Sketchface

**COCKTAIL TABLE**

**STANDARD FEATURES**

- 1-5/16" Thick top
- Glides
- Solid hardwood base and legs

**NOTES**

- Sketch face tops feature quartered cherry borders with cherry infield.
- Tables are available in Cherry and Walnut Finishes

[CLICK HERE TO VIEW PRODUCT INDEX](#)

**1 SELECT A STYLE**

DIMENSIONS		STYLE NUMBER	LIST PRICE	STYLE NUMBER	LIST PRICE	STYLE NUMBER	LIST PRICE
W" x D" x H"	WGT	"W" Veneer Top Veneer Chassis		"G" HPL High Pressure Laminate Top Veneer Chassis		"M" TFL Thermally Fused Laminate Top Thermally Fused Laminate Chassis	
<b>Bookmatch Face</b>							
<b>Cocktail</b>							
18 x 48 x 16	50	DBO1848QT350W	1387	DBO1848QT350G	1387	"M" Option N/A	
36 x 36 x 16	60	DBO3636QT350W	1516	DBO3636QT350G	1516	"M" Option N/A	
<b>End</b>							
24 x 24 x 23	60	DBO2424QT350W	1131	DBO2424QT350G	1131	"M" Option N/A	
18 x 18 x 23	30	DBO1818QT350W	1003	DBO1818QT350G	1003	"M" Option N/A	
<b>Sketch Face</b>							
<b>Cocktail</b>							
18 x 48 x 16	50	DBO1848QS350W	1643	"G" Option N/A		"M" Option N/A	
36 x 36 x 16	60	DBO3636QS350W	1772	"G" Option N/A		"M" Option N/A	
<b>End</b>							
24 x 24 x 23	40	DBO2424QS350W	1387	"G" Option N/A		"M" Option N/A	
18 x 18 x 23	30	DBO1818QS350W	1260	"G" Option N/A		"M" Option N/A	

**2 SELECT A FINISH**

"W" Veneer	"G" HPL	"M" TFL	
WAC	GAC	-	Amber Cherry
WRC	-	-	Caramel Cherry
WIC	GIC	-	Crimson Cherry
WEC	-	-	Ebony
WHC	GHC	-	Honey Cherry
WOC	GOC	-	KoKo Cherry
WSC	-	-	Scotch Cherry
WEW	GEW	-	Executive Walnut
WGW	-	-	Gunstock Walnut
WBW	-	-	Henna Walnut
WNW	GNW	-	Natural Walnut

**3 SELECT AN EDGE**

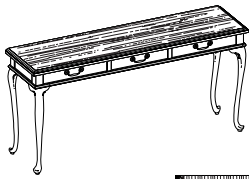


**5 OPTIONS**

**4 SELECT HARDWARE**

Hardware  
Option Not  
Available





Sketchface

**CONSOLE TABLE**

**STANDARD FEATURES**

- 1-5/16" Thick top
- Glides
- Solid hardwood base and legs

**NOTES**

- Sketch face tops feature quartered cherry borders with cherry infield.
- Tables are available in Cherry and Walnut Finishes

[CLICK HERE TO VIEW PRODUCT INDEX](#)

**1 SELECT A STYLE**

DIMENSIONS		STYLE NUMBER	LIST PRICE	STYLE NUMBER	LIST PRICE	STYLE NUMBER	LIST PRICE
W" x D" x H"	WGT	"W" Veneer Veneer Top Veneer Chassis		"G" HPL High Pressure Laminate Top Veneer Chassis		"M" TFL Thermally Fused Laminate Top Thermally Fused Laminate Chassis	
<b>Bookmatch Face</b>							
16 x 60 x 29	85	DBO1660QT361W	1895	DBO1660QT361G	1895	"M" Option N/A	
16 x 48 x 29	75	DBO1648QT361W	1766	DBO1648QT361G	1766	"M" Option N/A	
<b>Sketch Face</b>							
16 x 60 x 29	85	DBO1660QS361W	2151	"G" Option N/A		"M" Option N/A	
16 x 48 x 29	75	DBO1648QS361W	2022	"G" Option N/A		"M" Option N/A	

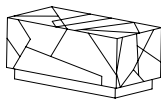
**2 SELECT A FINISH**      **3 SELECT AN EDGE**      **5 OPTIONS**

"W" Veneer	"G" HPL	"M" TFL	
WAC	GAC	-	Amber Cherry
WRC	-	-	Caramel Cherry
WIC	GIC	-	Crimson Cherry
WEC	-	-	Ebony
WHC	GHC	-	Honey Cherry
WOC	GOC	-	KoKo Cherry
WSC	-	-	Scotch Cherry
WEW	GEW	-	Executive Walnut
WGW	-	-	Gunstock Walnut
WBW	-	-	Henna Walnut
WNW	GNW	-	Natural Walnut

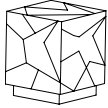


**4 SELECT HARDWARE**

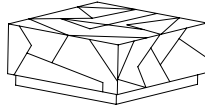




Cocktail



End Table



Square Cocktail

**END TABLE AND COCKTAIL TABLE**

**STANDARD FEATURES**

- Sheet metal available in a variety of colors
- Plinth base
- Hand placed nail detail
- Every table is unique

**NOTES**

- Finished Base (Standard), Black Plinth Base optional (No upcharge)

[CLICK HERE TO VIEW PRODUCT INDEX](#)

**1 SELECT A STYLE**

DIMENSIONS		STYLE NUMBER	LIST PRICE	STYLE NUMBER	LIST PRICE	STYLE NUMBER	LIST PRICE
W" x D" x H"							
	WGT						
<b>Square Cocktail Table</b>							
48 x 48 x 16	139	DBO4848RM369	3539				
36 x 36 x 16	78	DBO3636RM369	3224				
<b>Cocktail Table</b>							
48 x 18 x 16	53	DBO4818RM369	2493				
36 x 18 x 16	39	DBO3618RM369	2292				
<b>End Table</b>							
24 x 20 x 20	36	DBO2420RM366	1885				
18 x 18 x 22	28	DBO1818RM366	1772				

**2 SELECT A FINISH**      **3 SELECT AN EDGE**      **5 OPTIONS**

**"M"**  
Metal

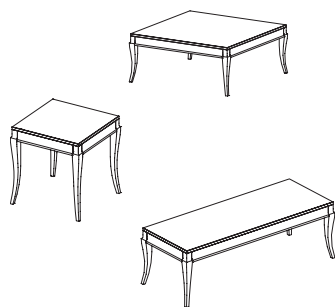
MHF	-	-	Heritage
MPF	-	-	Progressive
MSF	-	-	Steamhouse

Edge Profile  
Option Not Available

OPTIONS N/A

**4 SELECT HARDWARE**

Hardware  
Option Not Available



**END TABLE AND COCKTAIL TABLE**

**STANDARD FEATURES**

- 3/4" Thick top
- 3-1/2" Apron w/ quarter-cut veneer
- Glides
- Flat-cut w/ reverse slip-match
- Solid hardwood legs

[CLICK HERE TO VIEW PRODUCT INDEX](#)

**1 SELECT A STYLE**

DIMENSIONS		STYLE NUMBER	LIST PRICE	STYLE NUMBER	LIST PRICE	STYLE NUMBER	LIST PRICE
W" x D" x H"	WGT	"W" Veneer Top Veneer Chassis		"G" High Pressure Laminate Top Veneer Chassis		"M" Thermally Fused Laminate Top Thermally Fused Laminate Chassis	
<b>End Table</b>							
24 x 24 x 22	40	DBO2424SY366W	1231	DBO2424SY366G	1231	"M" Option N/A	
18 x 18 x 22	35	DBO1818SY366W	1128	DBO1818SY366G	1128	"M" Option N/A	
<b>Cocktail Table</b>							
48 x 18 x 16	50	DBO4818SY369W	1746	DBO4818SY369G	1746	"M" Option N/A	
42 x 42 x 16	65	DBO4242SY369W	1952	DBO4242SY369G	1952	"M" Option N/A	
36 x 36 x 16	55	DBO3636SY369W	1757	DBO3636SY369G	1757	"M" Option N/A	

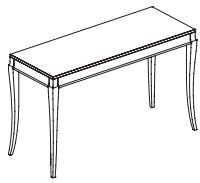
**2 SELECT A FINISH** | **3 SELECT AN EDGE** | **5 OPTIONS**

"W" Veneer	"G" HPL	"M" TFL	
WAC	GAC	-	Amber Cherry
WRC	-	-	Caramel Cherry
WIC	GIC	-	Crimson Cherry
WEC	-	-	Ebony
WHC	GHC	-	Honey Cherry
WOC	GOC	-	KoKo Cherry
WSC	-	-	Scotch Cherry
WEW	GEW	-	Executive Walnut
WGW	-	-	Gunstock Walnut
WBW	-	-	Henna Walnut
WNW	GNW	-	Natural Walnut
WWP	GWL	-	Designer White
WCM	GCM	-	Clear Maple
WWM	GWM	-	Wheat Maple

Edge Profile  
Option Not Available

**4 SELECT HARDWARE**

Hardware  
Option Not Available



**CONSOLE TABLE**

**STANDARD FEATURES**

- 3/4" Thick top
- 3-1/2" Apron w/ quarter-cut veneer
- Glides
- Flat-cut w/ reverse slip-match
- Solid hardwood legs

[CLICK HERE TO VIEW PRODUCT INDEX](#)

**1 SELECT A STYLE**

DIMENSIONS		STYLE NUMBER	LIST PRICE	STYLE NUMBER	LIST PRICE	STYLE NUMBER	LIST PRICE
W" x D" x H"	WGT	<b>"W"</b> Veneer Top Veneer Chassis		<b>"G"</b> High Pressure Laminate Top Veneer Chassis		<b>"M"</b> Thermally Fused Laminate Top Thermally Fused Laminate Chassis	
48 x 18 x 29	60	DBO4818SY361W	1952	DBO4818SY361G	1952	"M" Option N/A	

**2 SELECT A FINISH**

<b>"W"</b> Veneer	<b>"G"</b> HPL	<b>"M"</b> TFL	
WAC	GAC	-	Amber Cherry
WRC	-	-	Caramel Cherry
WIC	GIC	-	Crimson Cherry
WEC	-	-	Ebony
WHC	GHC	-	Honey Cherry
WOC	GOC	-	KoKo Cherry
WSC	-	-	Scotch Cherry
WEW	GEW	-	Executive Walnut
WGW	-	-	Gunstock Walnut
WBW	-	-	Henna Walnut
WNW	GNW	-	Natural Walnut
WWP	GWL	-	Designer White


**3 SELECT AN EDGE**

Edge Profile  
Option Not Available

**5 OPTIONS**

**4 SELECT HARDWARE**

Hardware  
Option Not Available



**END TABLE AND CONSOLE TABLE**

**STANDARD FEATURES**

- 1/2" Glass is recessed 1/4" into top of leg post
- 1/2" Tempered chemical etched frosted glass
- Glides
- Hardwood legs and rails

**NOTES**

- Tables are available in Cherry, Maple and Walnut Finishes

[CLICK HERE TO VIEW PRODUCT INDEX](#)

**1 SELECT A STYLE**

DIMENSIONS		STYLE NUMBER	LIST PRICE	STYLE NUMBER	LIST PRICE	STYLE NUMBER	LIST PRICE
W" x D" x H"	WGT	"W" Veneer Top Veneer Chassis		"G" HPL High Pressure Laminate Top Veneer Chassis		"M" TFL Thermally Fused Laminate Top Thermally Fused Laminate Chassis	
<b>End Table</b>							
25 x 25 x 22	50	DBO2525TN366W	1387	"G" Option N/A		"M" Option N/A	
19 x 19 x 22	40	DBO1919TN366W	1260	"G" Option N/A		"M" Option N/A	
<b>Cocktail Table</b>							
49 x 19 x 16	55	DBO4919TN369W	1694	"G" Option N/A		"M" Option N/A	
37 x 37 x 16	60	DBO3737TN369W	1772	"G" Option N/A		"M" Option N/A	
31 x 31 x 16	55	DBO3131TN369W	1643	"G" Option N/A		"M" Option N/A	

**2 SELECT A FINISH**

"W" Veneer	"G" HPL	"M" TFL	
WAC	-	-	Amber Cherry
WRC	-	-	Caramel Cherry
WIC	-	-	Crimson Cherry
WEC	-	-	Ebony
WHC	-	-	Honey Cherry
WOC	-	-	KoKo Cherry
WSC	-	-	Scotch Cherry
WEW	-	-	Executive Walnut
WGW	-	-	Gunstock Walnut
WBW	-	-	Henna Walnut
WJW	-	-	Judicial Walnut
WNW	-	-	Natural Walnut
WWP	-	-	Designer White
WCM	-	-	Clear Maple
WWM	-	-	Wheat Maple

**3 SELECT AN EDGE**

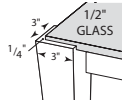
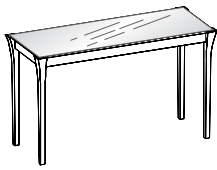
Edge Profile  
Option Not Available

**5 OPTIONS**

- TOP**
- Replace frosted glass with figured veneer top - n/c
  - FMT-00: Figured maple top
  - FET-00: Figured eucalyptus
  - MMT-00: Mottled makore

**4 SELECT HARDWARE**

Hardware  
Option Not Available



**CONSOLE TABLE**

**STANDARD FEATURES**

- 1/2" Glass is recessed 1/4" into top of leg post
- 1/2" Tempered chemical etched frosted glass
- Glides
- Hardwood legs and rails

**NOTES**

- Tables are available in Cherry, Maple and Walnut Finishes

[CLICK HERE TO VIEW PRODUCT INDEX](#)

**1 SELECT A STYLE**

DIMENSIONS		STYLE NUMBER	LIST PRICE	STYLE NUMBER	LIST PRICE	STYLE NUMBER	LIST PRICE
W" x D" x H"	WGT	<b>"W"</b> Veneer Top Veneer Chassis		<b>"G"</b> High Pressure Laminate Top HPL Veneer Chassis		<b>"M"</b> Thermally Fused Laminate Top TFL Thermally Fused Laminate Chassis	
49 x 19 x 29	60	DBO4919TN361W	1900	"G" Option N/A		"M" Option N/A	

**2 SELECT A FINISH**

"W" Veneer	"G" HPL	"M" TFL	
WAC	-	-	Amber Cherry
WRC	-	-	Caramel Cherry
WIC	-	-	Crimson Cherry
WEC	-	-	Ebony
WHC	-	-	Honey Cherry
WOC	-	-	KoKo Cherry
WSC	-	-	Scotch Cherry
WEW	-	-	Executive Walnut
WGW	-	-	Gunstock Walnut
WBW	-	-	Henna Walnut
WJW	-	-	Judicial Walnut
WNW	-	-	Natural Walnut
WWP	-	-	Designer White
WCM	-	-	Clear Maple
WWM	-	-	Wheat Maple

**3 SELECT AN EDGE**


Edge Profile  
Option Not Available

**5 OPTIONS**

- TOP**
- Replace frosted glass with figured veneer top - n/c
  - FMT-00: Figured maple top
  - FET-00: Figured eucalyptus
  - MMT-00: Mottled makore

**4 SELECT HARDWARE**

Hardware  
Option Not Available



**SQUARE TABLE**

**STANDARD FEATURES**

- 1-5/16" Thick top
- Glides
- Solid hardwood base and legs

**NOTES**

- Sketch face tops feature quartered cherry borders with cherry infield.
- Tables are available in Cherry, Maple and Walnut Finishes

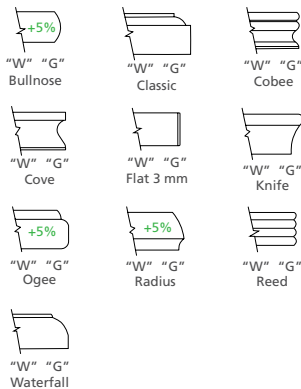
[CLICK HERE TO VIEW PRODUCT INDEX](#)

**1 SELECT A STYLE**

DIMENSIONS		STYLE NUMBER	LIST PRICE	STYLE NUMBER	LIST PRICE	STYLE NUMBER	LIST PRICE
W" x D" x H"	WGT	"W" Veneer Veneer Top Veneer Chassis		"G" HPL High Pressure Laminate Top Veneer Chassis		"M" TFL Thermally Fused Laminate Top Thermally Fused Laminate Chassis	
<b>Bookmatch Face</b>							
<b>Cocktail</b>							
36 x 36 x 16	57	DBO3636TT366W	1131	DBO3636TT366G	1131	"M" Option N/A	
<b>End</b>							
24 x 24 x 20	40	DBO2424TT366W	992	DBO2424TT366G	992	"M" Option N/A	
18 x 18 x 20	35	DBO1818TT366W	931	DBO1818TT366G	931	"M" Option N/A	
<b>Sketch Face</b>							
<b>Cocktail</b>							
36 x 36 x 16	57	DBO3636TS366W	1234	"G" Option N/A		"M" Option N/A	
<b>End</b>							
24 x 24 x 20	40	DBO2424TS366W	1095	"G" Option N/A		"M" Option N/A	
18 x 18 x 20	35	DBO1818TS366W	1034	"G" Option N/A		"M" Option N/A	

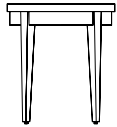
**2 SELECT A FINISH**      **3 SELECT AN EDGE**      **5 OPTIONS**

"W" Veneer	"G" HPL	"M" TFL	Finish
WAC	GAC	-	Amber Cherry
WRC	-	-	Caramel Cherry
WIC	GIC	-	Crimson Cherry
WEC	-	-	Ebony
WHC	GHC	-	Honey Cherry
WOC	GOC	-	KoKo Cherry
WSC	-	-	Scotch Cherry
WEW	GEW	-	Executive Walnut
WGW	-	-	Gunstock Walnut
WBW	-	-	Henna Walnut
WNW	GNW	-	Natural Walnut
WCM	GCM	-	Clear Maple
WWM	GWM	-	Wheat Maple

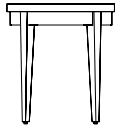


**4 SELECT HARDWARE**

Hardware  
Option Not  
Available



Bookmatch



Sketchface

**ROUND TABLE**

**STANDARD FEATURES**

- 1-5/16" Thick top
- Glides
- Solid hardwood base and legs

**NOTES**

- Sketch face tops feature quartered cherry borders with cherry infield.
- Tables are available in Cherry, Maple and Walnut Finishes

[CLICK HERE TO VIEW PRODUCT INDEX](#)

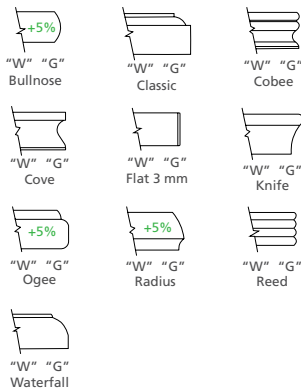
**1 SELECT A STYLE**

DIMENSIONS		STYLE NUMBER	LIST PRICE	STYLE NUMBER	LIST PRICE	STYLE NUMBER	LIST PRICE
W" x D" x H"	WGT	"W" Veneer Top Veneer Chassis		"G" HPL High Pressure Laminate Top Veneer Chassis		"M" TFL Thermally Fused Laminate Top Thermally Fused Laminate Chassis	
<b>Bookmatch Face</b>							
<b>Cocktail</b>							
36 dia x 16	45	DBO3636TT367W	1260	DBO3636TT367G	1260	"M" Option N/A	
<b>End</b>							
24 dia x 20	35	DBO2424TT367W	1104	DBO2424TT367G	1104	"M" Option N/A	
18 dia x 20	30	DBO1818TT367W	1030	DBO1818TT367G	1030	"M" Option N/A	
<b>Sketch Face</b>							
<b>Cocktail</b>							
36 dia x 16	45	DBO3636TS367W	1363	"G" Option N/A		"M" Option N/A	
<b>End</b>							
24 dia x 20	35	DBO2424TS367W	1207	"G" Option N/A		"M" Option N/A	
18 dia x 20	30	DBO1818TS367W	1133	"G" Option N/A		"M" Option N/A	

**2 SELECT A FINISH**

"W" Veneer	"G" HPL	"M" TFL	Finish
WAC	GAC	-	Amber Cherry
WRC	-	-	Caramel Cherry
WIC	GIC	-	Crimson Cherry
WEC	-	-	Ebony
WHC	GHC	-	Honey Cherry
WOC	GOC	-	KoKo Cherry
WSC	-	-	Scotch Cherry
WEW	GEW	-	Executive Walnut
WGW	-	-	Gunstock Walnut
WBW	-	-	Henna Walnut
WNW	GNW	-	Natural Walnut
WCM	GCM	-	Clear Maple
WWW	GWM	-	Wheat Maple

**3 SELECT AN EDGE**

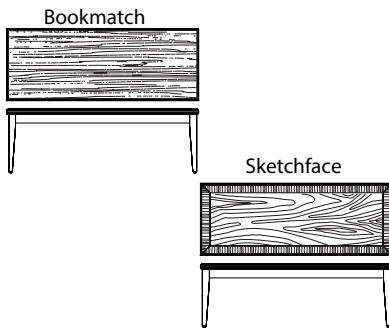


**5 OPTIONS**

**4 SELECT HARDWARE**

Hardware  
Option Not  
Available





**COCKTAIL TABLE**

**STANDARD FEATURES**

- 1-5/16" Thick top
- Glides
- Solid hardwood base and legs

**NOTES**

- Sketch face tops feature quartered cherry borders with cherry infield.
- Tables are available in Cherry, Maple and Walnut Finishes

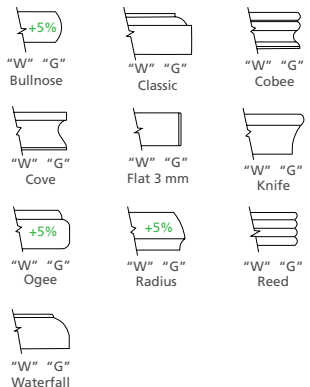
[CLICK HERE TO VIEW PRODUCT INDEX](#)

**1 SELECT A STYLE**

DIMENSIONS		STYLE NUMBER	LIST PRICE	STYLE NUMBER	LIST PRICE	STYLE NUMBER	LIST PRICE
W" x D" x H"	WGT	"W" Veneer Top Veneer Chassis		"G" HPL High Pressure Laminate Top Veneer Chassis		"M" TFL Thermally Fused Laminate Top Thermally Fused Laminate Chassis	
<b>Bookmatch Face</b>							
18 x 48 x 16	50	DBO1848TT369W	1260	DBO1848TT369G	1260	"M" Option N/A	
<b>Sketch Face</b>							
18 x 48 x 16	50	DBO1848TS369W	1516	"G" Option N/A		"M" Option N/A	

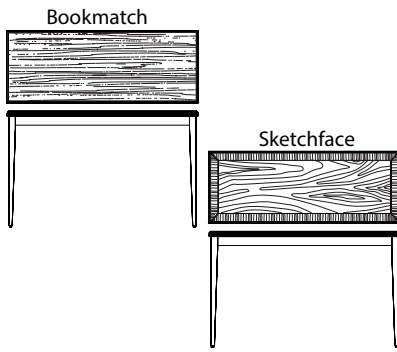
**2 SELECT A FINISH**      **3 SELECT AN EDGE**      **5 OPTIONS**

"W" Veneer	"G" HPL	"M" TFL	Finish
WAC	GAC	-	Amber Cherry
WRC	-	-	Caramel Cherry
WIC	GIC	-	Crimson Cherry
WEC	-	-	Ebony
WHC	GHC	-	Honey Cherry
WOC	GOC	-	KoKo Cherry
WSC	-	-	Scotch Cherry
WEW	GEW	-	Executive Walnut
WGW	-	-	Gunstock Walnut
WBW	-	-	Henna Walnut
WNW	GNW	-	Natural Walnut
WCM	GCM	-	Clear Maple
WWW	GWM	-	Wheat Maple



**4 SELECT HARDWARE**

Hardware  
Option Not  
Available



**CONSOLE TABLE**

**STANDARD FEATURES**

- 1-5/16" Thick top
- Glides
- Solid hardwood base and legs

**NOTES**

- Sketch face tops feature quartered cherry borders with cherry infield.
- Tables are available in Cherry, Maple and Walnut Finishes

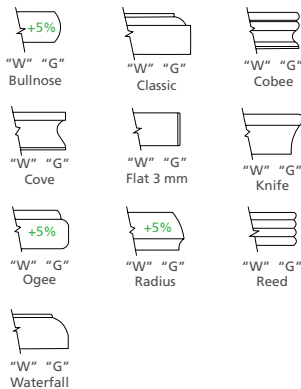
[CLICK HERE TO VIEW PRODUCT INDEX](#)

**1 SELECT A STYLE**

DIMENSIONS		STYLE NUMBER	LIST PRICE	STYLE NUMBER	LIST PRICE	STYLE NUMBER	LIST PRICE
W" x D" x H"	WGT	"W" Veneer Veneer Top Veneer Chassis		"G" HPL High Pressure Laminate Top Veneer Chassis		"M" TFL Thermally Fused Laminate Top Thermally Fused Laminate Chassis	
<b>Bookmatch Face</b>							
18 x 60 x 29	70	DBO1860TT361W	1643	DBO1860TT361G	1643	"M" Option N/A	
18 x 48 x 29	60	DBO1848TT361W	1387	DBO1848TT361G	1387	"M" Option N/A	
<b>Sketch Face</b>							
18 x 60 x 29	70	DBO1860TS361W	1900	"G" Option N/A		"M" Option N/A	
18 x 48 x 29	60	DBO1848TS361W	1643	"G" Option N/A		"M" Option N/A	

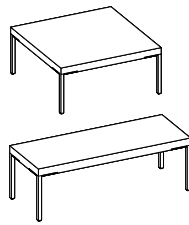
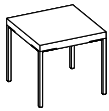
**2 SELECT A FINISH**      **3 SELECT AN EDGE**      **5 OPTIONS**

"W" Veneer	"G" HPL	"M" TFL	
WAC	GAC	-	Amber Cherry
WRC	-	-	Caramel Cherry
WIC	GIC	-	Crimson Cherry
WEC	-	-	Ebony
WHC	GHC	-	Honey Cherry
WOC	GOC	-	KoKo Cherry
WSC	-	-	Scotch Cherry
WEW	GEW	-	Executive Walnut
WGW	-	-	Gunstock Walnut
WBW	-	-	Henna Walnut
WNW	GNW	-	Natural Walnut
WCM	GCM	-	Clear Maple
WWW	GWM	-	Wheat Maple



**4 SELECT HARDWARE**

Hardware  
Option Not  
Available



**END TABLE AND COCKTAIL TABLE**  
**STANDARD FEATURES**  
 - 2" Thick top with 3mm hardwood edge band  
 - Glides  
 - Brushed nickel legs have accent arms recessed in top edge

[CLICK HERE TO VIEW PRODUCT INDEX](#)

**1 SELECT A STYLE**

DIMENSIONS		STYLE NUMBER	LIST PRICE	STYLE NUMBER	LIST PRICE	STYLE NUMBER	LIST PRICE
W" x D" x H"	WGT	"W" Veneer Top Veneer Chassis		"G" HPL High Pressure Laminate Top Veneer Chassis		"M" TFL Thermally Fused Laminate Top Thermally Fused Laminate Chassis	
<b>End Table</b>							
24 x 24 x 22	35	OPO2424ZU366W	979	OPO2424ZU366G	979	"M" Option N/A	
18 x 18 x 22	30	OPO1818ZU366W	933	OPO1818ZU366G	933	"M" Option N/A	
<b>Cocktail Table</b>							
42 x 42 x 16	60	OPO4242ZU369W	1391	OPO4242ZU369G	1391	"M" Option N/A	
36 x 36 x 16	55	OPO3636ZU369W	1365	OPO3636ZU369G	1365	"M" Option N/A	
30 x 30 x 16	45	OPO3030ZU369W	1314	OPO3030ZU369G	1314	"M" Option N/A	
18 x 48 x 16	45	OPO1848ZU369W	1339	OPO1848ZU369G	1339	"M" Option N/A	

**2 SELECT A FINISH**      **3 SELECT AN EDGE**      **5 OPTIONS**

"W" Veneer	"G" HPL	"M" TFL	
WAC	GAC	-	Amber Cherry
WRC	-	-	Caramel Cherry
WIC	GIC	-	Crimson Cherry
WEC	-	-	Ebony
WHC	GHC	-	Honey Cherry
WOC	GOC	-	KoKo Cherry
WSC	-	-	Scotch Cherry
WAM	GAM	-	Alabaster Maple
WCM	GCM	-	Clear Maple
WWM	GWM	-	Wheat Maple
WBO	-	-	Blush Oak
WMO	-	-	Mocha Oak
WTO	-	-	Toast Oak
WWO	-	-	Wheat Oak
WEW	GEW	-	Executive Walnut
WGW	-	-	Gunstock Walnut
WBW	-	-	Henna Walnut
WNW	GNW	-	Natural Walnut
TGLV	-	-	Gray Luster Walnut
TSTV	GSTV	MTW	Studio Teak Walnut
TSMV	-	-	Seattle Mist Walnut
TSLV	GSLV	-	Skyline Walnut
WWP	GWL	MWL	Designer White

Edge Profile  
Option Not Available

**4 SELECT HARDWARE**

Hardware  
Option Not Available

**POWER / DATA**

**POWER SUPPLY CORDSET**

**STYLE NUMBER**

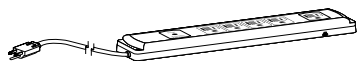
PD717

**LIST PRICE**

95

**SPECIFICATIONS**

- SIZE: 10.75"L x 2.0"W x 1.06"H
- (5) Outlets w/ 10' cord
- Surge suppression (720 Joules)
- 15 Amp breaker
- Available on: Vertical Panels, Cabinet Interiors, and under tops



**PRODUCT MODIFICATIONS**

**MODIFY WIDTH - OPEN KNEESPACE**

**STYLE NUMBER**

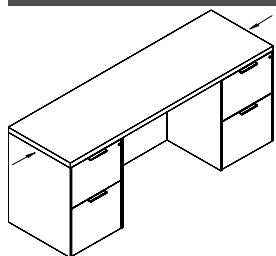
MOD-1

**LIST PRICE**

125

**SPECIFICATIONS**

- Modify width down on any unit with an open kneespace: desk, workstation credenza, bridge, return



**PRODUCT MODIFICATIONS**

**MODIFY WIDTH - OUTSIDE OF MOD-1, MOD-2**

**STYLE NUMBER**

MOD-3

**LIST PRICE**

Contact Factory for Pricing

**SPECIFICATIONS**

- Width modification outside of MOD-1 & MOD-2

**PRODUCT MODIFICATIONS**

**MODIFY DEPTH - DECREASE DEPTH**

**STYLE NUMBER**

MOD-5

**LIST PRICE**

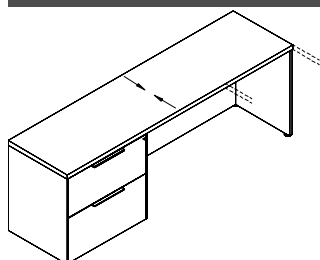
125

**SPECIFICATIONS**

- Modify depth down (minimum depth for a unit with drawers is 21"D)

**Notes**


- Ex. 24" to 21", 30" to 24", and 36" to 30"



**PRODUCT MODIFICATIONS** **MODIFY HEIGHT**

<b>STYLE NUMBER</b> MOD-7	<b>LIST PRICE</b> Contact Factory for Pricing	<b>SPECIFICATIONS</b> - Modify height of a unit
------------------------------	---	--

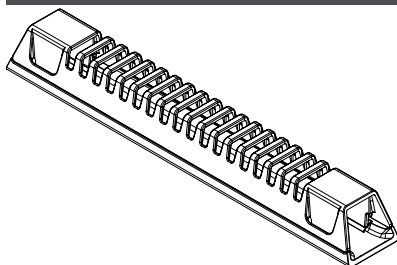
**WIRE MANAGEMENT** **HORIZONTAL J-CHANNEL WIRE MANAGEMENT RACEWAY**



<b>STYLE NUMBER</b> W1	<b>LIST PRICE</b> 75 Per 4 Foot Section	<b>SPECIFICATIONS</b> - 4' section for field installation. - The "J" shape black thermoplastic wire raceway may be added to specified worksurface tops to provide concealed channeling of wires to and from worksurface grommets. For use in open kneespace areas, raceway is attachable to top of back panel with pan head screws. Interior dimensions are 1" x 1- 1/2" providing ample storage for multiple wires and excess cable. Front of raceway flexes out for easy cord insertion.
---------------------------	---	--

- Notes**
- Units w/ Wire Channel Standard.
  - Field Installation

**WIRE MANAGEMENT** **HORIZONTAL WIRE MANAGEMENT RACEWAY**



<b>STYLE NUMBER</b> W21	<b>LIST PRICE</b> 30	<b>SPECIFICATIONS</b> - 10"W x 1.5"D x 1.25"H - Grey Wire Manager (10.5") - Power and data cables can be discretely housed and managed with the W21 Gray Wire Manager. This can be mounted in any location to metal frame or underside of conference tables and runs cables through a 1" channel from power module to hollow steel legs. This keeps cables organized under the table top. Release clips make it simple to snap on and off the Wire Manager for easy organization and access after attached to the table
----------------------------	-------------------------	--

- Notes**
- Field installed

**WIRE MANAGEMENT** **HORIZONTAL U-CHANNEL WIRE MANAGEMENT RACEWAY**

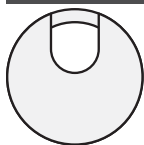


<b>STYLE NUMBER</b> W2A	<b>LIST PRICE</b> 75 Per 4 Foot Section	<b>SPECIFICATIONS</b> - 4' section for field installation.
----------------------------	---	---

- Notes**
- Units w/ Wire Channel Standard.
  - Field Installation

**WIRE MANAGEMENT**

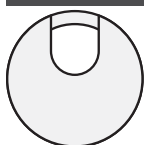
**STANDARD LOCATION GROMMETS - FACTORY INSTALLED**



STYLE NUMBER	LIST PRICE	SPECIFICATIONS
<i>Standard Location Grommet</i>		- 1 -5/8" Metal Grommet
<i>Black</i>		<b>Notes</b>
TM30	45	- *Units w/ Grommets Standard Are Noted Under Standard Features. Grommets Match Pull Finish - Standard (Unless Specified Otherwise)
<i>Silver</i>		
TM31	45	
<i>Antique Brass</i>		
TM33	45	
<i>White</i>		
TM34	45	

**WIRE MANAGEMENT**

**NON-STANDARD LOCATION GROMMETS - FACTORY INSTALLED**



STYLE NUMBER	LIST PRICE	SPECIFICATIONS
<i>Non-Standard Location Grommet</i>		- 1 -5/8" Metal Grommet
<i>Black</i>		<b>Notes</b>
TM30 -NS	90	- *Units w/ Grommets Standard Are Noted Under Standard Features. Grommets Match Pull Finish - Standard (Unless Specified Otherwise)
<i>Silver</i>		
TM31 -NS	90	
<i>Antique Brass</i>		
TM33 -NS	90	
<i>White</i>		
TM34 -NS	90	

**WIRE MANAGEMENT**

**BLACK PLASTIC VERTICAL SURFACE GROMMETS - FACTORY INSTALLED**



STYLE NUMBER	LIST PRICE	SPECIFICATIONS
<i>Standard Location Grommet</i>		- 2 " Black Plastic Grommet
TM50-C	45	<b>Notes</b>
<i>Non-Standard Location Grommet</i>		- Standard Location is Bottom Center
TM50-NS	90	