

EFFECTIVE FEB 2018 UPDATED JULY 2018



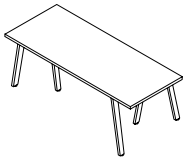
# Rail open office.

price list

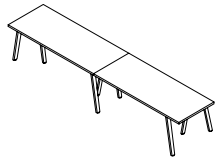
<b>DATE</b>	<b>PAGE</b>	<b>MODIFICATION</b>	<b>DESCRIPTION</b>
7.11.18	All	Added Finish	Added GEC and MEC Ebony

**TABLE OF CONTENTS**

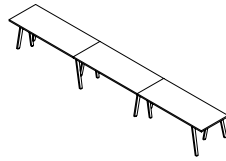
Product index ..... 2  
General Information ..... 3  
Limited Lifetime Warranty ..... 4  
Damages | Returns | Reparis ..... 5  
Ordering Information ..... 6  
GSA Customer Information ..... 7  
Freight..... 8  
Features & Advantages ..... 9  
Wire Management..... 11  
Finishes | Specifications..... 12  
Edges | Pulls ..... 13  
Grommets | Grommet Reference ..... 14  
Metal Legs ..... 15  
Inline Workstations ..... 16  
Facing Workstations..... 19  
Pedestals ..... 22  
Lockers ..... 24  
Options ..... 26  
Power and Data..... 30




PAGE 16  
WORKSTATIONS



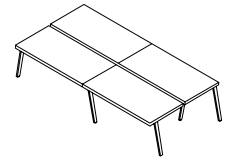
PAGE 17  
WORKSTATIONS



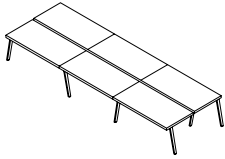
PAGE 18  
WORKSTATIONS




PAGE 19  
WORKSTATIONS



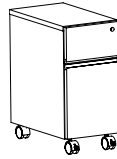
PAGE 20  
WORKSTATIONS



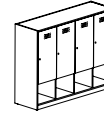
PAGE 21  
WORKSTATIONS




PAGE 22  
PEDESTALS



PAGE 23  
PEDESTALS



PAGE 24  
LOCKER STORAGE



PAGE 25  
LOCKER STORAGE



All DARRAN products are proudly manufactured in the U.S.A.

**BUILT TO ORDER**

Manufactured per order the way you want it, including modifications.

**FULLY ASSEMBLED**

Unless otherwise noted, all products are fully assembled and ready to use, including add-on options.

**PERFORMANCE TESTED**

All products are tested to ensure performance exceeds BIFMA / ANSI standards.

**FINISH TECHNOLOGY**

DARRAN has continued its partnership with AkzoNobel Chemicals ([www.akzonobel.com](http://www.akzonobel.com)) to develop a new finish technology further improving indoor air quality with a coating that meets today's environmental standards and supports LEED buildings.

ENVI-CT (Environmental Coatings Technology) utilizes advanced European finish technology to deliver a high-end furniture coating with superior performance in appearance and durability, allowing DARRAN to deliver more sustainable products to our customers.



*ENVI-CT Advantages:*

- › ENVI-CT is a re-engineered high performance Coatings Top Coat
- › Exceptional hardness and clarity
- › Highly resistant to solvents and chemicals
- › Plasticizer Migration resistant
- › Excellent UV inhibitors for maximum color resistance
- › Exceeds current and proposed future Federal and State air quality requirements
- › Field Repairable
- › Dynamic chamber emissions tested and certified compliant to ANSI/BIFMA X 7.1 Standard / LEED 4.5 Standard for low – VOC emitting furniture.

**ADVANTAGES**

DARRAN collaborated with the world's leader in finishing materials, to formulate an additive that will inhibit the growth of mold, mildew, fungus and bacteria on wood surfaces. This additive infuses Silver Ions into DARRAN's ENVI-CT (Environmental Coatings Finish Technology), creating a protective surface for the life of the furniture. The best part - is standard on all DARRAN Casegoods for no additional fee.

## LIMITED LIFETIME WARRANTY

DARRAN Furniture Industries, Inc. ("DARRAN") warrants that each piece of furniture manufactured in its North Carolina Facilities will be free from defects in material and workmanship for as long as the original purchaser owns and uses the product. Subject to the limitations and exclusions herein, DARRAN, at its discretion and as the sole remedy under the DARRAN Limited Lifetime Warranty, will replace or repair a defective product or components with comparable product or components free of charge. This warranty is made only to the original purchaser from an authorized DARRAN dealer, for as long as that original purchaser owns and uses the product.

### LIMITATIONS: USE / CARE

- › Warranty is limited to normal single shift use.
- › Warranty is limited to generally accepted care and maintenance of natural wood products and environments.
- › Natural wood surfaces are subject to denting, scratching, and gauging if not properly used and cared for. Warranty is subject to use and care in accordance with the use and care instructions provided in the Product Care section of this site (including, but not limited to, the care and maintenance guide downloads linked thereon), available at [www.darran.com/product-care](http://www.darran.com/product-care), which are incorporated herein by reference.

### LIMITATIONS: MATERIALS / COMPONENTS

- › Laminates, Veneers / Finishes - 10 Years
- › Electrical lamps, Ballasts, Transformers - 3 Years
- › Fabrics, Pneumatic lifts, Foam - 5 Years
- › Custom products built to customers specifications - 3 Years

### WARRANTY EXCLUSIONS

*Damage identified as carrier or installer related.*

- › Normal wear and tear of wood products during course of ownership.
- › Color, grain, or texture of natural wood materials, laminates, and other covering materials.
- › Damages or failures resulting from misuse, abuse, negligence, improper care, modifications, or relocation.
- › Non Commercial use or locations.
- › So-called "ghost" indentions and similar damage caused by the failure to use appropriate desk or writing pads.

All Warranty Claims are subject to DARRAN-approved inspections. Disputes may involve independent third-party evaluation

### QUALITY ASSURANCE

DARRAN manufactures in accordance with the standards set by Architectural Woodwork Institute (AWI) for Quality Standards.

Every unit produced at DARRAN is completely inspected by an independent quality control team located within each plant whose emphasis is on assembly, finish, and final inspections with empowerment to stop any unit not meeting DARRAN's high quality standards.

### LIGHT AND NATURAL FINISHES

The beauty of veneer and all wood products comes from the variations created by nature including color, grain, and texture.

These variations are not considered defects and DARRAN's Limited Lifetime Warranty does not cover color, grain and texture variations associated with natural wood and grain seen in any finish color. DARRAN sets standards for veneer selections; however, variations, especially apparent in light/natural finishes, will occur from one piece to another even if they are finished at the same time.

Finishes such as Clear Maple, Light/Gunstock Walnut, and Clear/Caramel Cherry will display more natural characteristics due to their light stain. Grain, pattern and color from unit to unit are not guaranteed or warranted and products will not be replaced due to these variations. Exposure to light and age will cause darkening of natural wood products; therefore DARRAN cannot guarantee or warrant finish match of new products being placed with existing products in the field.

### GLASS

Use of glass overlays on surfaces will void DARRAN's Limited Lifetime Warranty, unless the overlay is installed and maintained in strict accordance with DARRAN's instructions. If an overlay is to be used, please contact DARRAN for installation and maintenance instructions.

### GENERAL

Performance questions will be tested to generally accepted practices and AWI guidelines and standards for wood veneer furniture. To obtain performance of the Limited Lifetime Warranty, the purchaser should contact in writing the authorized DARRAN representatives or current dealer who sold the product to the purchaser or mail the warranty claim to:

Warranty Department  
DARRAN Furniture Industries, Inc.  
P.O. Box 7614  
High Point, NC 27264  
Telephone: 336-861-2400      Toll Free: 800-334-7891  
email: [warranty@darran.com](mailto:warranty@darran.com)

EXCEPT FOR THE LIMITED LIFETIME WARRANTY EXPRESSLY DESCRIBED HEREIN, DARRAN MAKES NO OTHER REPRESENTATION OR WARRANTY OF ANY KIND, EXPRESS OR IMPLIED. DARRAN MAKES NO WARRANTY OF MERCHANTABILITY OR FITNESS FOR A PARTICULAR PURPOSE, AND DARRAN WILL NOT UNDER ANY CIRCUMSTANCES BE LIABLE FOR ANY INCIDENTAL OR CONSEQUENTIAL DAMAGES, OR ANY INDIRECT OR SPECIAL DAMAGES.

### THE WARRANTY AS STATED ABOVE, SUPERSEDES ALL PREVIOUS WARRANTIES

**NO HASSLE FREIGHT DAMAGED MERCHANDISE**

DARRAN products are packed in specially designed cartons and padding that protects all edges and corners from damage. This is proven by an industry low damage rate of .0030% per total pieces shipped.

For qualified freight damage claims DARRAN will take responsibility for the claim and remedy processes including assuming total cost coverage from claim settlements.

(Some items may not qualify. Contact Factory for specific details.)

**QUALIFIED CLAIM CONDITIONS****VISIBLE CARTON DAMAGE**

1. Take digital pictures of the damaged carton and damaged furniture if visible damage is found upon delivery at the dock
2. Open all cartons with puncture or crushed corner damage.
3. Note any damage to the goods on the Carrier's freight bill as number of pieces damaged.

**CONCEALED DAMAGE**

1. Take digital pictures of the furniture as it sits partially unpacked. Also, photograph external and internal carton materials that correspond with the damaged area on the product.
2. Carton and damaged unit(s) must be located at the location matching the original delivery address for Carrier inspection.
3. Digital pictures must be provided of the damaged furniture and carton materials

For qualified claims per above contact DARRAN Customer Service Department at 1-800-334-7891 or complete DARRAN's online warranty report form within the 15 day limit. [www.darran.com/warrantyreport](http://www.darran.com/warrantyreport)

**NON-QUALIFIED CLAIM CONDITIONS**

1. Deliveries made to non-dock locations
2. Claims made after furniture is installed and/or removed from original delivery location
3. Carton and padding has been discarded
4. Carrier used was not DARRAN approved
5. Inspection reveals questionable damages

**REPLACEMENT ORDERS**

Replacement orders entered without replacement tagging or factory authorization is considered a new order without dispute, therefore full payment is expected and will be collected.

**RETURN SHIPMENTS**

DARRAN will not accept return of merchandise without a signed RA (return authorization) form.

DARRAN will specify the carrier to be used. Return bills of lading must be marked "Class 125" freight rate and a copy of the RA should be used as a packing list. All returns must be received by DARRAN within 30 days of the RA date or the products will be considered accepted by the customer.

All products being returned must be properly packed and protected to avoid freight damage. Whenever possible, use the original cartons in which the merchandise was shipped. Freight

damage, signs of usage, missing parts, etc., will result in an adjustment of any credit to be issued.

DARRAN will issue RA's for the following reasons:

1. Manufacturing defect (inspection required)
2. Order processing error by DARRAN
3. Shipping error
4. Mismatched carton / merchandise

**SPECIFICATION CHANGES**

We reserve the right to change without notice any dimension, style, or specification of any model in the DARRAN line. Dimensions shown in the price list are nominal. It is the buyer's responsibility to read specification carefully when matching existing goods is desired.

**MANUFACTURING DEFECTS**

Claims of manufacturing defects will not be entertained without prior consultation with DARRAN's warranty department. Unauthorized deduction in payment of invoices will not be allowed without prior factory approval. Unapproved deductions are subject to factor's late payment charges.

**DAMAGE CLAIMS**

Claims of manufacturing damage or freight damage reported as nicks, dents, scratches, etc. after installation of furniture will not be covered under warranty or freight claim.

**ATTENTION:** Damage claims involving glass or stone components must be inspected and damage noted on delivering freight bill to qualify for replacement.

**REPAIR CHARGES**

Factory authorization must be secured from DARRAN's warranty department prior to incurring repair charges. Warranty will utilize DARRAN's National Repair Service through the Furniture Medic Franchise ([www.furnituremedic.com](http://www.furnituremedic.com)).

Repair charge authorizations are based on:

- › Set travel rate
- › Average regional job rate
- › Factory set maximum repair time
- › Falsely reported defect claims are subject to local service charges being charged to dealer/distributor.

**FINISH MAINTENANCE**

Wood office furniture and wood finishes can retain their natural beauty for life if proper care is taken and a stable environment is provided. Fluctuations in humidity and temperature cause panels and solid wood components to expand and contract and may lead to panel warpage and finish "checking" or cracking. Prolonged exposure of furniture to dry heat during winter months should be avoided. Careful examination of interior wood trim may indicate a damaging dry environment. If open joints, splits and cracks are appearing in trimwork consult with a HVAC professional for appropriate remedy.

DARRAN finishes are field repairable should damage occur. Professional furniture repair services are recommended. Regular cleaning with a non-silicone polish is recommended.

**ORDERING**

All orders should be emailed, mailed or transmitted by fax to:

DARRAN Furniture Industries, Inc.  
P.O. Box 7614  
High Point, NC 27264  
email: orders@darran.com  
Fax: 336-861-6485

DARRAN will only accept orders from authorized Dealers. All orders must be accurate and detailed. All Quick Ship orders must contain Quick Ship product ONLY. Orders should be separated and submitted according to lead time. Orders must contain Quick Ship code "QS" or have designated Quick Ship lead time to ensure correct order entry. Orders that contain multiple lead time products will be entered as one order and scheduled with the most extended lead time.

List product by office and tag accordingly. DARRAN will key alike all products under the office tag. Failure to assign and tag may result in random key number assignments. Keying is field changeable.

**CREDIT APPROVAL**

All orders are subject to credit approval for open account. All new accounts must be approved by a local DARRAN Sales Representative and should submit current financial information and trade references to:

DARRAN Furniture Industries, Inc. ATTN: Credit Department  
P.O. Box 7614  
High Point, NC 27264  
Telephone: 336-861-2400 Toll Free: 800-334-7891  
Fax: 336-861-2512

Orders submitted without accounts pre-approval or credit approval are subject to acceptance with lead times scheduled only after approval dates.

**LEAD TIME SCHEDULE**

DARRAN cannot assign a firm lead time until Credit approval and order accuracy are complete. Extended lead times due to credit or information delays are the responsibility of the Buyer.

**ORDER DELAY / HOLD**

Due to the committed manufacturing cost on Quick Ship processes, DARRAN cannot delay or hold orders, either in process or after completion.

**CANCELLATION AND ORDER CHANGES - FEES**

Acknowledged orders are considered firm orders and therefore not subject to cancellation or change. However, in the event we are able to stop an order prior to manufacturing process, we will consider cancellation or changes with a reprocessing fee of \$40.00 Net. Exceptions: Quickship orders cannot be changed or canceled after the 3rd business date after acknowledgment. Qualified changes/cancellations will be assessed a \$40.00 Net processing fee.

Changes or cancellation of order with special options or custom quoted items are also subject to additional material and vendor fee costs, plus a DARRAN special/custom reprocessing fee of \$100 NET.

**ORDER MOVEUPS**

Should an original scheduled ship date need to be improved, the Factory must be contacted 15 business days prior to the desired ship date. Move ups are subject to schedule availability.

**ORDER ACKNOWLEDGMENT**

Upon credit approval your order will be acknowledged and identified by an order number. When making reference to your order, please use this order number. Your acknowledgment is a detailed description of our interpretation of your order, pricing, shipping information, and estimated delivery date.

If you have not received an Acknowledgment within 10 Days of order issue, contact Customer Service immediately. All Quick Ship order acknowledgments will be faxed or emailed upon request to speed processing. Please read your acknowledgment carefully for correctness and notify DARRAN immediately of any discrepancies. Failure to notify relieves DARRAN from error liability.

Order acknowledgment is the final agreement between DARRAN and the customer superseding all previous communications regarding the order. DARRAN will not be responsible for errors made on orders placed by phone without written confirmation.

**SELLING INFORMATION**

Possession of this price list does not in itself constitute the right to sell DARRAN products. DARRAN products are sold and distributed through authorized dealerships. Contact factory for a listing of local representatives and dealerships.

**INVOICE TERMS**

Standard terms are NET 30 days. Finance charges of 1-1/2% will be added to delinquent accounts after 45 Days and for each 30 Days thereafter until paid.

Complaints involving newly received merchandise must be reported within 10 days from receipt to qualify for full invoice remittance suspension or term extension. Otherwise only items in dispute can be suspended from payment of invoice within terms.

**WAREHOUSE/STORAGE**

DARRAN will determine order warehousing approvals on a case by case basis. Orders that can be accommodated will be limited to a max of 30 days storage and must be invoiced at time of storage. Orders that exceed factory storage capacity will be transferred to local storage facilities subject to current storage rates and handling-transit charges. Storage charges must be paid prior to order release to shipping.



**EXECUTIVE OFFICE & CONFERENCE ROOM  
FURNITURE**

November 3, 2015 through November 2, 2020

FSC Group 71

GSA CONTRACT NUMBER: GS-27F-001DA

Business Classification:

WBENC Certified Woman-Owned Small Business

DARRAN FURNITURE INDUSTRIES

2402 SHORE DRIVE

HIGH POINT, NC 27263

336.861.2400 FAX 336.861.6485

Business Classification:

Woman-Owned Small Business

On-line access to contract ordering information, terms and conditions, up-to-date pricing, and the option to create an electronic delivery order are available through GSA Advantage!, a menu driven database system. The INTERNET address for GSA Advantage is <http://www.fss.gsa.gov>

For more information on ordering from Federal Supply Schedules click on the FSS Schedules button at <http://www.fss.gsa.gov>

**1a. Special Item Number**

711-8: Executive Office Furniture

711-9: Executive Conference Room Furniture

711-11: Tables and Accessories

711-16: Upholstered Seating

711-18: Multi-purpose Seating

**2. Maximum Order Limitations:**

711-8 \$500,000

711-9 \$500,000

711-11 \$500,000

711-16 \$300,000

711-18 \$200,000

**3. Minimum Order: \$100**

**4. Geographic Coverage:** 48 Contiguous States and the District of Columbia

**5. Point of Production:** High Point, North Carolina (Randolph County)

**6. Discount:** Prices shown herein are List (Discount is 56.9% Off List)

**7. Quantity Discounts:**

• \$467,837 List to \$1,000,000 List = 59.70%

• \$1,000,001 List to \$1,315,789 List = 61.70%

**8. Payment Terms:** ½% - Net 15 Days, Net 30 Days

**8a. Terms and Conditions of Government Credit Card Acceptance:**

a. No discount allowed for payment by Government Purchase Card

b. Provide commercial credit card number

c. Provide commercial credit card expiration date

d. Provide individual's name as it appears on

credit card

e. Provide telephone number of individual to whom credit is issued

**9a. Government Purchase Cards are accepted below the Micro Purchase Threshold.**

**9b. Government Purchase Cards are accepted above the Micro Purchase Threshold.**

**10. Foreign Terms:** None

**11a. Time of Delivery:** Regular Product: 60 - 90 days after receipt of order

Quick Ship Program: Contact DARRAN

**11b. Quick Ship Program:** Items available for expedited delivery are included in main Price Lists.

**11c. Overnight and 2-day delivery:** N/A

**11d. Urgent Requirements:** Will be considered on an individual basis. Contact DARRAN for details.

**12. FOB Point:** All destinations are limited to Commercial docks only. Carriers may refuse non-dock deliveries.

**12a. Freight Prices:**

a. All prices shown are suggested list prices with freight included where indicated.

b. Freight allows delivery to one qualified destination.

c. Within the Continental USA, all orders above \$1,500 net are shipped FOB factory, freight prepaid and allowed. All orders less than \$1,500 net will be subject to a \$100 net freight charge.

**13. Ordering Address:**

DARRAN Furniture Industries

P.O. Box 7614

High Point, NC 27264

Ph: 800.334.7891

Fax: 336.861.6485

**13a. Payment Address:**

Rosenthal & Rosenthal Southeast

P.O. Box 733909

Dallas, TX 75373-3909

**14. Warranty Provision:** Limited Lifetime (Contact DARRAN for details)

**15. Export Packing Charges:** Quoted on request

**13. Terms and Conditions: Order Cancellation / Changes.**

Restocking/Returns: No merchandise may be returned without a return authorization and shipping instructions. No credit or allowance will be given for repairs to defective materials unless DARRAN has given authority to make such repairs. A restocking charge of 25% will apply.

Cancellation: No cost prior to production. After

## gsa customer information

production has begun, only actual cost incurred will be billed to the Government that cannot be recovered through resale in 6 months

**14. Terms and Condition of Rental, Maintenance and Repair: Consult the Factory.**

**15. Terms and Conditions of Installation:** Installation by a Third party to be quoted on a per job basis. The ordering must specify what ranges of installation services are required.

**16. Terms and Conditions of Repair Parts:** Contact DARRAN for details.

**17. List of Service and distribution points:** Contact DARRAN for details..

**18. Preventative Maintenance:** Information enclosed with product.

**19. List of Participating Dealers:** Contact DARRAN for details.

**23. Environmental Attributes:** DARRAN is compliant with EPA standards. All plywood core material is CARB 2 compliant and contains recycled content. All DARRAN Casegood Products are BIFMA Level 2 Certified. DARRAN is FSC CoC Certified and our products are MAS Certified for Indoor Air Quality.

**23a. Recyclable and Recycled Content Packaging:** The corrugated packaging that is supplied to DARRAN, meets the federal mandate that requires the paperboard to be composed of 30%-50% recycled paper, and in some cases the recycled content is close to 100%.

**23b. Chemical Emission:** DARRAN finishes its products in an ENVI-CT Finish. (Environmental Coatings Technology). DARRAN's seating is finished with a low VOC Conversion Varnish and the casegoods are finished with a formaldehyde free, low VOC Urethane finish. These ENVI-CT finishes allow DARRAN's products to be MAS Certified Green under the ANSI BIFMA X7.1 Standard. Products assist with LEED 4.5 Credit.

**23c. Vapor Emissions:** DARRAN's ENVI-CT finishes use the latest environmental coatings technology to provide lasting durability and exceptional clarity. The ENVI-CT finishes allows DARRAN casegoods to be MAS Certified Green meeting LEED Credit 4.5.

**24a. Duns Number:** 08-363-5318

**24b. Cage Code:** 0Y-6B6

**24c. Federal ID Number:** 56-117-1971

**24d. NAICS Code:** 337211

**25. SAM Network:** DARRAN is registered

## SHIPPING SCHEDULE

DARRAN will make every effort to match shipping requests that are clearly noted on orders. However, the company accepts no liability for failure of delivery and/or delay if the occurrence is outside the control of DARRAN. To ensure specific time arrival, we recommend arranging single stop, designated load carriers. Less than trailer load (LTL) shipments cannot be coordinated for a guaranteed delivery time.

## PRICES

- › All prices shown are suggested list prices with freight included where indicated.
- › Freight allows delivery to one qualified destination.
- › Within the Continental USA, all orders above \$1,500 net are shipped FOB factory, freight prepaid and allowed. All orders less than \$1,500 net will be subject to a \$100 net freight charge.
- › If shipment unloading takes longer than the specified 3 hours, a charge of \$100 per hour will be billed.

## CALL BEFORE DELIVERY REQUEST

DARRAN will arrange for carriers to call before delivery when requested.

Important Non-Qualified Destinations DARRAN Prepaid Freight Pricing does not include delivery to:

- › Residential Areas
- › Restricted Commercial Areas
- › No Dock Locations
- › Inside delivery/setup service

Orders received and installed without professional Furniture Installers voids all Warranty Coverage.

## CARRIER SELECTION

DARRAN selects and uses only carriers specialized in furniture transportation. Customer requested carriers can be authorized using Freight Excluded pricing with invoice add-on.

## EXPRESS CARRIERS

DARRAN assumes no responsibility for charges incurred caused by delayed or late deliveries. If a guaranteed delivery time is needed please call DARRAN Customer Service at 1.800.334.7891 for a quote as additional charges will apply. Weekend or after-hours deliveries are subject to additional charges.

## FEATURES & ADVANTAGES

Rail Collection tops are standard with M2 Grade, CARB2 MDF Core with balance 3-ply construction and 1-5/16" tops. Tops are available in wood veneer, high pressure laminate or thermally fused laminate with flat edge. Wood veneer has 3mm wood banded edges. High pressure tops feature self edges. Thermally fused laminate tops have a matching PVC edge.

### VENEER AND HPL TOPS

Veneer tops and high-pressure laminate tops feature a 45-pound density substrate with balanced 3-ply construction. Tops are 1" thick and connected to the frame with a top horn assembly. DARRAN only uses HPVA A Grade Flat Cut Cherry, Maple, and Walnut Veneers. Cherry and Walnut veneers are book-matched. Oak, Maple, and Ash Veneers are slip-matched. Veneer tops feature a 3mm external solid hardwood band, HPL tops features a 2mm flat PVC band or a laminate self-edge.

### TFL TOPS

Thermally Fused Laminate tops feature a 45-pound density substrate with balanced 3-ply construction. Tops are 1" thick and connected to the frame with a top horn assembly. Laminate tops feature a 2mm flat PVC band.

### PEDESTAL CONSTRUCTION

All pedestals and chassis are constructed with 3/4" thick balanced 3-ply panels. Panels are securely fastened together using rails that are bored and doweled, glued, metal reinforcement brackets and wood cleat construction. Thick end panels are pre-bored to accept a tee nut for the adjustable glide and are reinforced with pvc banding to prevent glide tear out. Glue blocks are used where 3/4" thick panels are joined, bored for tee nut to accept adjustable glide.

### LOCKER CONSTRUCTION

All chassis (sides, back, top and bottom panels) are constructed with 3/4" thick balanced 3-ply panels. Panels are attached with cam fasteners in conjunction with dowels securely adhered with PVAc (white polyvinyl acetate) glue. Shelves on all units are 3/4" thick balance 3 ply panels. Optional heavy duty shelves are 1" thick lumber core balanced 5 ply construction.

### ADJUSTABLE GLIDES

Glides provide 1" of vertical leveling adjustment. Glide bottom is durable metal.

### DRAWERS

All drawers are constructed of four sides and a bottom, which are attached to a drawer front with screws for easy removal. Drawer fronts feature vertically matched veneer within each pedestal. Pencil trays are standard in all box drawers. Jamestown, Prado, Rift, and Spaces feature maple veneer 1/2" thick material for drawer sides, fronts and backs with a UV finish for maximum durability. Drawer bottoms are 7/32" thick 3-ply maple veneer. Drawer boxes are assemble at each corner with dowel joinery for maximum drawer strength. Rail, Central Park, NSsq, Reception Park, and Richmond Park feature drawers that are 1/2" thick wood grained wrapped 5 sided miter-folded construction with 1/8" thick hardboard bottoms.

### SUSPENSIONS

All casegoods utilize cold rolled steel zinc plated high-grade drawer suspensions. All suspensions are warranted for the lifetime of the product. Box and File drawers are full extension, featuring steel ball bearings for a smoother quieter range of motion with soft close operation and are rated 100lbs. Lateral file drawers are a progressive action full extension suspension with the soft close operation and is rated at 150lbs. Lateral files include anti tip mechanism that will allow only one drawer at a time to be opened.

### HINGES

Units with doors include 95 degree swing hinges.

### FILING

Rail features a highly durable black plastic extrusion that is securely fastened into a route on top of the drawer. Desk drawers are provided with a cross bar that allows for adjustability for letter or legal filing side to side, letter width filing front to back without the use of a cross bar. Credenza and Return filing is letter width front to back and legal width side to side without the use of a cross bar, letter width side to side with the use of a cross bar. Lateral files feature legal with filing side to side and two rows of letter width front to back with the use of cross bars.

### LOCKS

Silver, black or bronze face locks are standard on all desks, credenzas, returns, and modular pedestals and match the color of the pull selection. Locks are optional on door storage, overhead storage, towers with doors and all door units. Each drawer pedestal is independently locked. Lock plugs are factory or field installed.

### KEYING

Keying is available either factory or field installed. Factory installed keying is random.

### WIRE MANAGEMENT

Wire management capabilities include standard and optional worksurface grommets. Specify W-1 under surface wire channels for organization and management of all communication wires and cords. Horizontal J-Channel wire management (Sku: W-1) is sold separately to conceal wire under worksurfaces.

### GROMMETS

Metal grommets are provided to match the drawer pull selection. Grommet is available in black, silver, or white. Must specify standard or non-standard location. Black plastic grommets are available as an option for vertical applications.

### POWERPORTS

A large selection of powerports are available and handle power, data, docking stations and communication. See options section for selection.

**LED TASKLIGHTS**

LED task lighting provides high efficiency, low energy lighting with long life. LED lights are encased in a silver aluminum alloy material with built in switch to turn the light on/off. Lights are factory installed.

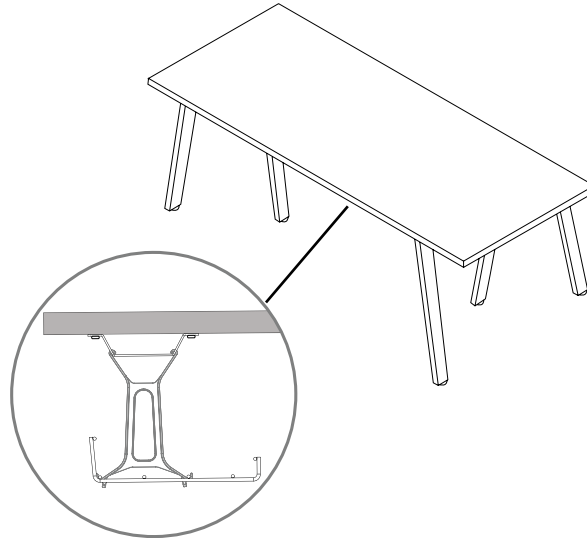
*Product specifications listed below:*

- Diffuser creates a softer light and eliminates hot spots.
- Built in switch with dimmer control.
- 30w 12Vdc 120V (UL approved) power supply
- Can be "daisy chained" up to 30W
- 50,000 hour life

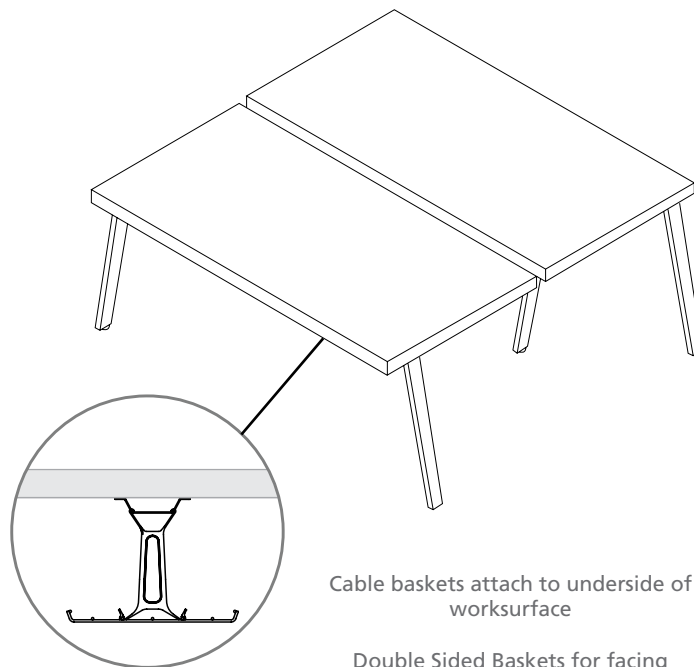
SIZE	VOLTAGE	WATTAGE	COLOR TEMP.	CRI
24" light	12Vdc	6.4	5000K	90
48" light	12Vdc	12.8	5000K	90
60" light	12Vdc	16	5000K	90

## WORKSTATION WIRE MANAGEMENT

Wire baskets secure the underside of tops with clips enabling the easy removal and adjustment of wires. Baskets come standard on all Workstations.



Single sided basket for inline workstations  
35.5"W x 6"D x 6"H



Cable baskets attach to underside of worksurface

Double Sided Baskets for facing workstations  
43.5"W x 12"D x 6"H

**FINISHES**

<b>"W" VENEER</b>	<b>"G" LAMINATE HPL TOPS</b>	<b>"M" THERMALLY FUSED LAMINATE</b>
<small>Veneer</small>	<small>HPL</small>	<small>TFL</small>
WAC Amber Cherry .....	GAC Amber Cherry .....	N/A
WRC Caramel Cherry.....	N/A .....	N/A
WIC Crimson Cherry .....	GIC Crimson Cherry.....	N/A
WEC Ebony .....	GEC Ebony .....	MEC Ebony
WHC Honey Cherry.....	GHC Honey Cherry .....	MHC Honey Cherry
WOC KoKo Cherry .....	GOC KoKo Cherry .....	MOC KoKo Cherry
WSC Scotch Cherry .....	N/A .....	N/A
WAM Alabaster Maple .....	GAM Alabaster Maple .....	N/A
WCM Clear Maple .....	GCM Clear Maple .....	N/A
WWM Wheat Maple.....	GWM Wheat Maple .....	N/A
WEW Executive Walnut.....	GEW Executive Walnut.....	N/A
WGW Gunstock Walnut.....	N/A .....	MGW Gunstock Walnut
WJW Judicial Walnut.....	N/A .....	N/A
WNW Natural Walnut.....	GNW Natural Walnut .....	N/A
TGLV Gray Luster Walnut.....	N/A.....	N/A
TSTV Studio Teak Walnut.....	GSTV Studio Teak Walnut .....	MTW Studio Teak Walnut
TSMV Seattle Mist.....	N/A.....	N/A
TSLV Skyline Walnut .....	GSLV Skyline Walnut.....	N/A
WWP Designer White Paint.....	GWL Designer White .....	MWL Designer White

Send 3x3 or larger finish chip for color match. Custom finish upcharge is 3% or \$250 Net (whichever is greater).

**FINISH**

ENVI-CT Green Certified European Technology Coatings Finish.

**VENEER AND HPL TOPS**

Veneer tops and high-pressure laminate tops feature a 45-pound density substrate with balanced 3-ply construction. Tops are 1" thick and connected to the frame with a top horn assembly. DARRAN only uses HPVA A Grade Flat Cut Cherry, Maple, and Walnut Veneers. Cherry and Walnut veneers are book-matched. Oak, Maple, and Ash Veneers are slip-matched. Veneer tops feature a 3mm external solid hardwood band, HPL tops features a 2mm flat PVC band or a laminate self-edge.

**TFL TOPS**

Thermally Fused Laminate tops feature a 45-pound density substrate with balanced 3-ply construction. Tops are 1" thick and connected to the frame with a top horn assembly. Laminate tops feature a 2mm flat PVC band.

**DRAWER FRONTS**

Drawer fronts are vertically matched in balanced sets. Doors feature vertical veneer bookmatched horizontally in sets of 2 / 4 and 6 doors. All drawers and doors have traditional scallop profile edge shape. All tower fronts matched in vertical sets.

**DRAWERS**

Drawers feature mitre joint / dowel construction with a natural maple finish. All drawers extend 100% for full access on steel ball bearing slides with cushion in-out stops. Drawers have been tested and passed BIFMA 50,000 cycle test. File drawers feature ¼" bottoms reinforced for heavy weight capacity. All drawers are guaranteed lifetime with free replacement warranty.

**OPTIONAL WOOD DRAWERS**

Optional hardwood veneer plywood drawers feature banded top and bottom edges for smoothness. Drawers are dowel joint construction with a UV cured finish over maple veneers, plus a lifetime free

replacement guarantee.

Optional Wood Drawer (Any Size) – Option Code P33...\$40 List Price Per Drawer

**RANDOM LOCKS & KEYING (STANDARD)**

Locks are standard on all storage units below the worksurface. Random lock cores are installed at the factory. Some units may be shipped with the same key number. Locks are Silver, Black or Bronze and match pull finish unless specified.

- SRK: Random Silver Random Key - n/c
- BRK: Random Black Random Key - n/c
- ZRK: Random Bronze Random Key - n/c

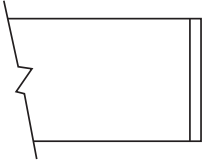
**FIELD INSTALLED LOCKS & KEYING (OPTION)**

Field installed lock option can be selected, each unit is shipped with an empty lock cylinder. A separate line item must be ordered to receive the numbered lock cores for field installation. Field installed locks are available at no additional charge. Specify Silver or Black Locks.

- SFK: Field Installed Silver Random Key - n/c
- BFK: Field Installed Black Random Key - n/c
- ZFK: Field Installed Bronze Random Key - n/c

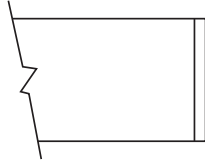
**EDGE PROFILE**

Standard



**FLAT**

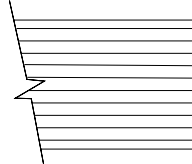
"W" 3mm Solid Hardwood Band  
"G" HPL Self Edge



**FLAT**

"M" 2mm PVC Edge

Optional



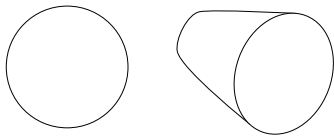
**WEPB EXPOSED PLYWOOD**

1 1/4 inch  
Baltic Birch Plywood  
clear coat finish

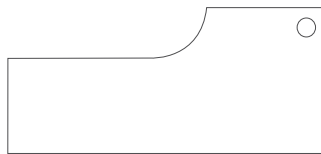
**PULLS/KNOBS**

Factory Installed  
Optional

Standard



DK-150  
Black



Finger Pull  
Only available on exposed  
plywood

**OPTIONAL GROMMETS**

Factory Installed

Grommets (Standard Location)


Specify Color and Left/Right/Center - \$45 ea.

- Black: TM30-R (Right), TM30-L (Left), TM30-C (Center)
- Silver: TM31-R (Right), TM31-L (Left), TM31-C (Center)
- Antique Brass: TM33-R (Right), TM33-L (Left), TM33-C (Center)

Grommets (Non-Standard Location)

Provide drawing w/ Grommet Location and Specify Color - \$90 ea.


- Black: TM30-NS
- Silver: TM31-NS
- Antique Brass: TM33-NS



Horizontal J-Channel wire management (Sku: W-1) is sold separately to conceal wire under worksurfaces.

W1

**STANDARD GROMMET LOCATION REFERENCE**



Desk  
Specify Right or Left Grommet



TM30  
Black  
1-5/8" Dia.



TM31  
Silver  
1-5/8" Dia.



TM50  
Black  
1-5/8" Dia.

**GROMMETS (VERTICAL SURFACE)**

Standard Location - \$45 ea.  
- Black Plastic Vertical Surface: TM50-C (Bottom Center)

Non-Standard Location - \$90 ea.  
- Black Plastic Vertical Surface: TM50-NS



TM60  
Black  
3-1/2" Dia.

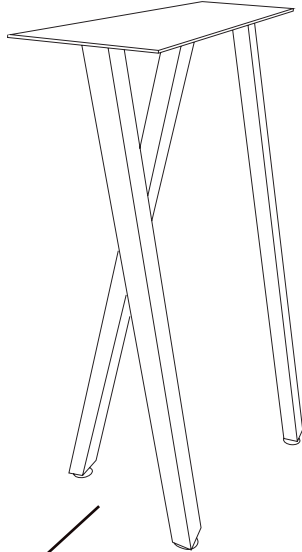
80mm Optional vertical grommet  
Standard Location - \$45 ea.  
- Black Plastic wire grommet: TM60-C (bottom center)

Non-Standard Location - \$90 ea.  
- Black Plastic wire grommet: TM60-NS



## METAL LEG OFFERING

### TRESTLE BASE




### INLINE TRESTLE BASE

Width: 24"  
Depth: 9.5"  
Height: 27.75"

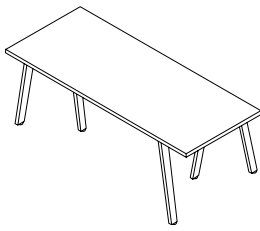
Available finishes are MFB Black and MFR Industrial Metal

Industrial metal finish highlights the imperfections of metal working, including welds and metal color variations. These are not considered defects on this finish.



### DOUBLE TRESTLE BASE

Width: 53.5"  
Depth: 9.5"  
Height: 27.75"



## 1 PERSON INLINE WORKSTATION

### STANDARD FEATURES

- 1" Thick top
- (1) top, (1) black metal finish wire basket
- 1" Adjustable glide
- Base standard black metal finish (optional raw metal finish)
- ENVI-CT finish on wood tops

### NOTES

- Freestanding use

[CLICK HERE TO VIEW PRODUCT INDEX](#)

## 1 SELECT A STYLE

DIMENSIONS		STYLE NUMBER	LIST PRICE	STYLE NUMBER	LIST PRICE	STYLE NUMBER	LIST PRICE
W" x D" x H"	WGT	"W" Veneer Top Veneer		"G" High Pressure Laminate Top HPL		"M" Thermally Fused Laminate Top TFL	
<b>Worksurface Dimensions</b>							
72 x 30 x 29	115	RAL7230WP903W	1970	RAL7230WP903G	1840	RAL7230WP903M	1635
66 x 30 x 29	145	RAL6630WP903W	1955	RAL6630WP903G	1830	RAL6630WP903M	1625
60 x 30 x 29	100	RAL6030WP903W	1940	RAL6030WP903G	1820	RAL6030WP903M	1615

## 2 SELECT A FINISH

"W" Veneer	"G" HPL	"M" TFL	Finish
WAC	GAC	-	Amber Cherry
WRC	-	-	Caramel Cherry
WIC	GIC	-	Crimson Cherry
WEC	GEC	-	Ebony
WHC	GHC	MHC	Honey Cherry
WOC	GOC	MOC	KoKo Cherry
WSC	-	-	Scotch Cherry
WAM	GAM	-	Alabaster Maple
WCM	GCM	-	Clear Maple
WWM	GWM	-	Wheat Maple
WEW	GEW	-	Executive Walnut
GWG	-	MGW	Gunstock Walnut
WJW	-	-	Judicial Walnut
WNW	GNW	-	Natural Walnut
TGLV	-	-	Gray Luster Walnut
TSTV	GSTV	MTW	Studio Teak Walnut
TSMV	-	-	Seattle Mist Walnut
TSLV	GSLV	-	Skyline Walnut
WWP	GWL	MWL	Designer White Paint
<b>METAL FINISHES</b>			
MFB	-	-	Black
MFR	-	-	Industrial Metal

## 3 SELECT AN EDGE



## 4 SELECT HARDWARE

Hardware  
Option Not  
Available

## 5 OPTIONS

### EXPOSED PLYWOOD EDGE

- WEPB: Exposed Plywood Edge w/ Baltic Birch Veneer - n/c
- Only available with WCF - Clear Coat Finish

### GROMMETS (STANDARD LOCATION)

- Specify Color and Left/Right - \$45 ea.
- Black: TM30-R (Right), TM30-L (Left)
- Silver: TM31-R (Right), TM31-L (Left)

### GROMMETS (NON-STANDARD LOCATION)

- Provide drawing w/ grommet location and specify color - \$90 ea.
- Black: TM30-NS
- Silver: TM31-NS

### PLANK MATCH VENEER

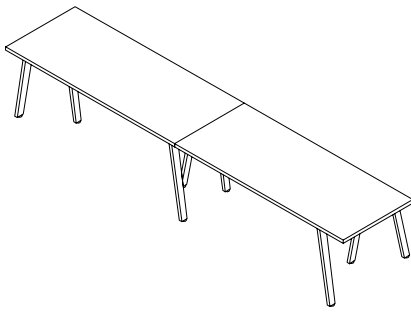
- RPMV: Random Walnut Plank Match Veneer (Horizontal Grain with 25%+ Sap) - Add 10%. Clear coat only.

### POWER BLOCK

- 1IPBS: One In-Line Power Block System with either Hardwired or Power Cord - \$390
- Specify hardwired or plugged
- Includes (1) Power Block and Infeed
- Each power block has 8 duplex outlets

### WORKSURFACE CLAMP MOUNT POWER

- PD-KENO: Keno power pod with clamp - \$195 ea.
- PD-TULLY: Tully power pod with clamp - \$320 ea.
- P2SECL: Seclusion Power Clamp - \$245 ea.



## 2 PERSON INLINE WORKSTATION

### STANDARD FEATURES

- 1" Thick top
- (2) tops, (2) black metal finish wire baskets
- 1" Adjustable glide
- Base standard black metal finish (optional raw metal finish)
- ENVI-CT finish on wood tops

### NOTES

- Freestanding use

[CLICK HERE TO VIEW PRODUCT INDEX](#)

## 1 SELECT A STYLE

DIMENSIONS		STYLE NUMBER	LIST PRICE	STYLE NUMBER	LIST PRICE	STYLE NUMBER	LIST PRICE
W" x D" x H"	WGT	"W" Veneer Top Veneer		"G" High Pressure Laminate Top HPL		"M" Thermally Fused Laminate Top TFL	
<b>72" Worksurfaces</b>							
144 x 30 x 29	220	RAL14430WP903W	3520	RAL14430WP903G	3260	RAL14430WP903M	2850
<b>66" Worksurfaces</b>							
132 x 30 x 29	210	RAL13230WP903W	3490	RAL13230WP903G	3240	RAL13230WP903M	2830
<b>60" Worksurfaces</b>							
120 x 30 x 29	190	RAL12030WP903W	3460	RAL12030WP903G	3220	RAL12030WP903M	2810

## 2 SELECT A FINISH

"W" Veneer	"G" HPL	"M" TFL	Finish
WAC	GAC	-	Amber Cherry
WRC	-	-	Caramel Cherry
WIC	GIC	-	Crimson Cherry
WEC	GEC	-	Ebony
WHC	GHC	MHC	Honey Cherry
WOC	GOC	MOC	KoKo Cherry
WSC	-	-	Scotch Cherry
WAM	GAM	-	Alabaster Maple
WCM	GCM	-	Clear Maple
WWM	GWM	-	Wheat Maple
WEW	GEW	-	Executive Walnut
GW	-	MGW	Gunstock Walnut
WJW	-	-	Judicial Walnut
WNW	GNW	-	Natural Walnut
TGLV	-	-	Gray Luster Walnut
TSTV	GSTV	MTW	Studio Teak Walnut
TSMV	-	-	Seattle Mist Walnut
TSLV	GSLV	-	Skyline Walnut
WWP	GWL	MWL	Designer White Paint
<b>METAL FINISHES</b>			
MFB	-	-	Black
MFR	-	-	Industrial Metal

## 3 SELECT AN EDGE



## 4 SELECT HARDWARE

Hardware  
Option Not  
Available

## 5 OPTIONS

### EXPOSED PLYWOOD EDGE

- WEPB: Exposed Plywood Edge w/ Baltic Birch Veneer - n/c
- Only available with WCF - Clear Coat Finish

### GROMMETS (STANDARD LOCATION)

- Specify Color and Left/Right - \$45 ea.
- Black: TM30-R (Right), TM30-L (Left)
- Silver: TM31-R (Right), TM31-L (Left)

### GROMMETS (NON-STANDARD LOCATION)

- Provide drawing w/ grommet location and specify color - \$90 ea.
- Black: TM30-NS
- Silver: TM31-NS

### PLANK MATCH VENEER

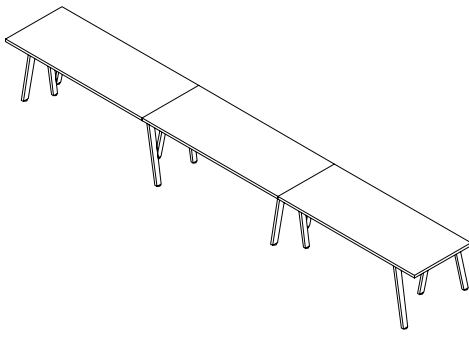
- RPMV: Random Walnut Plank Match Veneer (Horizontal Grain with 25%+ Sap) - Add 10%. Clear coat only.

### POWER BLOCK

- 2IPBS: Two In-Line Power Block System with either Hardwired or Power Cord - \$750
- Specify hardwired or plugged
- Includes (2) Power Blocks, (1) Jumper and Infeed
- Each power block has 8 duplex outlets

### WORKSURFACE CLAMP MOUNT POWER

- PD-KENO: Keno power pod with clamp - \$195 ea.
- PD-TULLY: Tully power pod with clamp - \$320 ea.
- P2SECL: Seclusion Power Clamp - \$245 ea.



### 3 PERSON INLINE WORKSTATION

#### STANDARD FEATURES

- 1" Thick top
- (3) tops, (3) black metal finish wire baskets
- 1" Adjustable glide
- Base standard black metal finish (optional raw metal finish)
- ENVI-CT finish on wood tops

#### NOTES

- Freestanding use

[CLICK HERE TO VIEW PRODUCT INDEX](#)

## 1 SELECT A STYLE

DIMENSIONS		STYLE NUMBER	LIST PRICE	STYLE NUMBER	LIST PRICE	STYLE NUMBER	LIST PRICE
W" x D" x H"	WGT	"W" Veneer Top Veneer		"G" High Pressure Laminate Top HPL		"M" Thermally Fused Laminate Top TFL	
<b>72" Worksurfaces</b>							
216 x 30 x 29	325	RAL21630WP903W	5070	RAL21630WP903G	4680	RAL21630WP903M	4065
<b>66" Worksurfaces</b>							
198 x 30 x 29	310	RAL19830WP903W	5025	RAL19830WP903G	4650	RAL19830WP903M	4035
<b>60" Worksurfaces</b>							
180 x 30 x 29	280	RAL18030WP903W	4980	RAL18030WP903G	4620	RAL18030WP903M	4005

## 2 SELECT A FINISH

"W" Veneer	"G" HPL	"M" TFL	Finish
WAC	GAC	-	Amber Cherry
WRC	-	-	Caramel Cherry
WIC	GIC	-	Crimson Cherry
WEC	GEC	-	Ebony
WHC	GHC	MHC	Honey Cherry
WOC	GOC	MOC	KoKo Cherry
WSC	-	-	Scotch Cherry
WAM	GAM	-	Alabaster Maple
WCM	GCM	-	Clear Maple
WWM	GWM	-	Wheat Maple
WEW	GEW	-	Executive Walnut
GWG	-	MGW	Gunstock Walnut
WJW	-	-	Judicial Walnut
WNW	GNW	-	Natural Walnut
TGLV	-	-	Gray Luster Walnut
TSTV	GSTV	MTW	Studio Teak Walnut
TSMV	-	-	Seattle Mist Walnut
TSLV	GSLV	-	Skyline Walnut
WWP	GWL	MWL	Designer White Paint
METAL FINISHES			
MFB	-	-	Black
MFR	-	-	Industrial Metal

## 3 SELECT AN EDGE



## 4 SELECT HARDWARE

Hardware Option Not Available

## 5 OPTIONS

#### EXPOSED PLYWOOD EDGE

- WEPB: Exposed Plywood Edge w/ Baltic Birch Veneer - n/c
- Only available with WCF - Clear Coat Finish

#### GROMMETS (STANDARD LOCATION)

- Specify Color and Left/Right - \$45 ea.
- Black: TM30-R (Right), TM30-L (Left)
- Silver: TM31-R (Right), TM31-L (Left)

#### GROMMETS (NON-STANDARD LOCATION)

- Provide drawing w/ grommet location and specify color - \$90 ea.
- Black: TM30-NS
- Silver: TM31-NS

#### PLANK MATCH VENEER

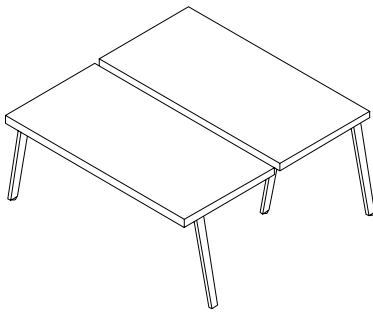
- RPMV: Random Walnut Plank Match Veneer (Horizontal Grain with 25%+ Sap) - Add 10%. Clear coat only.

#### POWER BLOCK

- 3IPBS: Three In-Line Power Block System with either Hardwired or Power Cord - \$1,100
- Specify hardwired or plugged
- Includes (3) Power Blocks, (2) Jumpers and Infeed
- Each power block has 8 duplex outlets
- Plug Infeed can be daisy chained up to 16 duplex outlets on one 20 amp circuit

#### WORKSURFACE CLAMP MOUNT POWER

- PD-KENO: Keno power pod with clamp - \$195 ea.
- PD-TULLY: Tully power pod with clamp - \$320 ea.
- P2SECL: Seclusion Power Clamp - \$245 ea.



## 2 PERSON FACING WORKSTATION

### STANDARD FEATURES

- 1" Thick top
- (2) tops, (1) black metal finish wire basket
- 1" Adjustable glide
- Base standard black metal finish (optional raw metal finish)
- ENVI-CT finish on wood tops

### NOTES

- Freestanding use

[CLICK HERE TO VIEW PRODUCT INDEX](#)

## 1 SELECT A STYLE

DIMENSIONS		STYLE NUMBER	LIST PRICE	STYLE NUMBER	LIST PRICE	STYLE NUMBER	LIST PRICE
W" x D" x H"	WGT	"W" Veneer Top Veneer		"G" High Pressure Laminate Top HPL		"M" Thermally Fused Laminate Top TFL	
<b>Worksurface Dimensions</b>							
<b>29" Depth</b>							
72 x 61 x 29	210	RAL7261WP900W	2980	RAL7261WP900G	2720	RAL7261WP900M	2310
66 x 61 x 29	200	RAL6661WP900W	2950	RAL6661WP900G	2700	RAL6661WP900M	2290
60 x 61 x 29	180	RAL6061WP900W	2920	RAL6061WP900G	2680	RAL6061WP900M	2270

## 2 SELECT A FINISH

"W" Veneer	"G" HPL	"M" TFL	
WAC	GAC	-	Amber Cherry
WRC	-	-	Caramel Cherry
WIC	GIC	-	Crimson Cherry
WEC	GEC	-	Ebony
WHC	GHC	MHC	Honey Cherry
WOC	GOC	MOC	KoKo Cherry
WSC	-	-	Scotch Cherry
WAM	GAM	-	Alabaster Maple
WCM	GCM	-	Clear Maple
WWM	GWM	-	Wheat Maple
WEW	GEW	-	Executive Walnut
GWG	-	MGW	Gunstock Walnut
WJW	-	-	Judicial Walnut
WNW	GNW	-	Natural Walnut
TGLV	-	-	Gray Luster Walnut
TSTV	GSTV	MTW	Studio Teak Walnut
TSMV	-	-	Seattle Mist Walnut
TSLV	GSLV	-	Skyline Walnut
WWP	GWL	MWL	Designer White Paint
<b>METAL FINISHES</b>			
MFB	-	-	Black
MFR	-	-	Industrial Metal

## 3 SELECT AN EDGE



## 4 SELECT HARDWARE

Hardware Option Not Available

## 5 OPTIONS

### EXPOSED PLYWOOD EDGE

- WEPB: Exposed Plywood Edge w/ Baltic Birch Veneer - n/c
- Only available with WCF - Clear Coat Finish

### GROMMETS (STANDARD LOCATION)

- Specify Color and Left/Right - \$45 ea.
- Black: TM30-R (Right), TM30-L (Left)
- Silver: TM31-R (Right), TM31-L (Left)

### GROMMETS (NON-STANDARD LOCATION)

- Provide drawing w/ grommet location and specify color - \$90 ea.
- Black: TM30-NS
- Silver: TM31-NS

### LOCKER ENDCAP

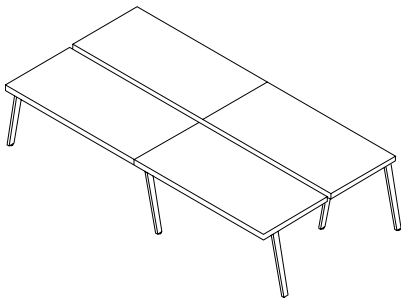
- To add locker endcap use below option and select locker SKU
- DL15: Delete leg for locker endcap - deduct \$475

### PLANK MATCH VENEER

- RPMV: Random Walnut Plank Match Veneer (Horizontal Grain with 25%+ Sap) - Add 10%. Clear coat only.

### POWER BLOCK

- 2PPBS: Two Pack Power Block System with either Hardwired or Power Cord - \$390
- Specify hardwired or plugged
- Includes (1) Power Block and Infeed
- Each power block has 8 duplex outlets



## 4 PERSON FACING WORKSTATION

### STANDARD FEATURES

- 1" Thick top
- (4) tops, (2) black metal finish wire baskets
- 1" Adjustable glide
- Base standard black metal finish (optional raw metal finish)
- ENVI-CT finish on wood tops

### NOTES

- Freestanding use

[CLICK HERE TO VIEW PRODUCT INDEX](#)

## 1 SELECT A STYLE

DIMENSIONS		STYLE NUMBER	LIST PRICE	STYLE NUMBER	LIST PRICE	STYLE NUMBER	LIST PRICE
W" x D" x H"	WGT	"W" Veneer Top Veneer		"G" High Pressure Laminate Top HPL		"M" Thermally Fused Laminate Top TFL	
<b>72" Worksurfaces</b>							
144 x 61 x 29	390	RAL14461WP900W	5450	RAL14461WP900G	4930	RAL14461WP900M	4110
<b>66" Worksurfaces</b>							
132 x 61 x 29	370	RAL13261WP900W	5390	RAL13261WP900G	4890	RAL13261WP900M	4070
<b>60" Worksurfaces</b>							
120 x 61 x 29	330	RAL12061WP900W	5330	RAL12061WP900G	4850	RAL12061WP900M	4030

## 2 SELECT A FINISH

"W" Veneer	"G" HPL	"M" TFL	Finish
WAC	GAC	-	Amber Cherry
WRC	-	-	Caramel Cherry
WIC	GIC	-	Crimson Cherry
WEC	GEC	-	Ebony
WHC	GHC	MHC	Honey Cherry
WOC	GOC	MOC	KoKo Cherry
WSC	-	-	Scotch Cherry
WAM	GAM	-	Alabaster Maple
WCM	GCM	-	Clear Maple
WWM	GWM	-	Wheat Maple
WEW	GEW	-	Executive Walnut
GWG	-	MGW	Gunstock Walnut
WJW	-	-	Judicial Walnut
WNW	GNW	-	Natural Walnut
TGLV	-	-	Gray Luster Walnut
TSTV	GSTV	MTW	Studio Teak Walnut
TSMV	-	-	Seattle Mist Walnut
TSLV	GSLV	-	Skyline Walnut
WWP	GWL	MWL	Designer White Paint
<b>METAL FINISHES</b>			
MFB	-	-	Black
MFR	-	-	Industrial Metal

## 3 SELECT AN EDGE



## 4 SELECT HARDWARE

Hardware Option Not Available

## 5 OPTIONS

### EXPOSED PLYWOOD EDGE

- WEPB: Exposed Plywood Edge w/ Baltic Birch Veneer - n/c
- Only available with WCF - Clear Coat Finish

### GROMMETS (STANDARD LOCATION)

- Specify Color and Left/Right - \$45 ea.
- Black: TM30-R (Right), TM30-L (Left)
- Silver: TM31-R (Right), TM31-L (Left)

### GROMMETS (NON-STANDARD LOCATION)

- Provide drawing w/ grommet location and specify color - \$90 ea.
- Black: TM30-NS
- Silver: TM31-NS

### LOCKER ENDCAP

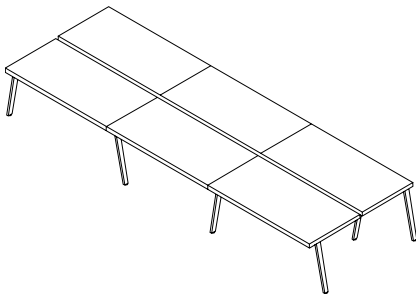
- To add locker endcap use below option and select locker SKU
- DL15: Delete leg for locker endcap - deduct \$475

### PLANK MATCH VENEER

- RPMV: Random Walnut Plank Match Veneer (Horizontal Grain with 25%+ Sap) - Add 10%. Clear coat only.

### POWER BLOCK

- 4PPBS: Four Pack Power Block System with either Hardwired or Power Cord - \$750
- Specify hardwired or plugged
- Includes (2) Power Blocks, (1) Jumper and Infeed
- Each power block has 8 duplex outlets



## 6 PERSON FACING WORKSTATION

### STANDARD FEATURES

- 1" Thick top
- (6) tops, (3) black metal finish wire baskets
- 1" Adjustable glide
- Base standard black metal finish (optional raw metal finish)
- ENVI-CT finish on wood tops

### NOTES

- Freestanding use

[CLICK HERE TO VIEW PRODUCT INDEX](#)

## 1 SELECT A STYLE

DIMENSIONS		STYLE NUMBER	LIST PRICE	STYLE NUMBER	LIST PRICE	STYLE NUMBER	LIST PRICE
W" x D" x H"	WGT	"W" Veneer Top Veneer		"G" High Pressure Laminate Top HPL		"M" Thermally Fused Laminate Top TFL	
<b>72" Worksurfaces</b>							
216 x 61 x 29	570	RAL21661WP900W	7920	RAL21661WP900G	7140	RAL21661WP900M	5910
<b>66" Worksurfaces</b>							
198 x 61 x 29	540	RAL19861WP900W	7830	RAL19861WP900G	7080	RAL19861WP900M	5850
<b>60" Worksurfaces</b>							
180 x 61 x 29	480	RAL18061WP900W	7740	RAL18061WP900G	7020	RAL18061WP900M	5790

## 2 SELECT A FINISH

"W" Veneer	"G" HPL	"M" TFL	Finish
WAC	GAC	-	Amber Cherry
WRC	-	-	Caramel Cherry
WIC	GIC	-	Crimson Cherry
WEC	GEC	-	Ebony
WHC	GHC	MHC	Honey Cherry
WOC	GOC	MOC	KoKo Cherry
WSC	-	-	Scotch Cherry
WAM	GAM	-	Alabaster Maple
WCM	GCM	-	Clear Maple
WWM	GWM	-	Wheat Maple
WEW	GEW	-	Executive Walnut
GWG	-	MGW	Gunstock Walnut
WJW	-	-	Judicial Walnut
WNW	GNW	-	Natural Walnut
TGLV	-	-	Gray Luster Walnut
TSTV	GSTV	MTW	Studio Teak Walnut
TSMV	-	-	Seattle Mist Walnut
TSLV	GSLV	-	Skyline Walnut
WWP	GWL	MWL	Designer White Paint
<b>METAL FINISHES</b>			
MFB	-	-	Black
MFR	-	-	Industrial Metal

## 3 SELECT AN EDGE



## 4 SELECT HARDWARE

Hardware Option Not Available

## 5 OPTIONS

### EXPOSED PLYWOOD EDGE

- WEPB: Exposed Plywood Edge w/ Baltic Birch Veneer - n/c
- Only available with WCF - Clear Coat Finish

### GROMMETS (STANDARD LOCATION)

- Specify Color and Left/Right - \$45 ea.
- Black: TM30-R (Right), TM30-L (Left)
- Silver: TM31-R (Right), TM31-L (Left)

### GROMMETS (NON-STANDARD LOCATION)

- Provide drawing w/ grommet location and specify color - \$90 ea.
- Black: TM30-NS
- Silver: TM31-NS

### LOCKER ENDCAP

- To add locker endcap use below option and select locker SKU
- DL15: Delete leg for locker endcap - deduct \$475

### PLANK MATCH VENEER


- RPMV: Random Walnut Plank Match Veneer (Horizontal Grain with 25%+ Sap) - Add 10%. Clear coat only.

### POWER BLOCK

- 6PPBS: Six Pack Power Block System with either Hardwired or Power Cord - \$1,100
- Specify hardwired or plugged
- Includes (3) Power Blocks, (2) Jumpers and Infeed
- Each power block has 8 duplex outlets
- Plug Infeed can be daisy chained up to 16 duplex outlets on one 20 amp circuit

### WORKSURFACE CLAMP MOUNT POWER

- PD-KENO: Keno power pod with clamp - \$195 ea.
- PD-TULLY: Tully power pod with clamp - \$320 ea.
- P2SECL: Seclusion Power Clamp - \$245 ea.



**OPEN PLAN MOBILE DESK PEDESTAL WITH CASTERS**

**STANDARD FEATURES**

- Anti-tilt safety feature
- Finished all sides and top - open plan
- Full extension drawers - locking
- 3" Hollow wheel caster

[CLICK HERE TO VIEW PRODUCT INDEX](#)

**1 SELECT A STYLE**

DIMENSIONS		STYLE NUMBER	LIST PRICE	STYLE NUMBER	LIST PRICE	STYLE NUMBER	LIST PRICE
		"W" Veneer Top Veneer		"G" High Pressure Laminate Top HPL		"M" Thermally Fused Laminate Top TFL	
W" x D" x H"	WGT						
<b>Box/File Pedestal</b>							
16 x 18 x 22	55	RAL1618PD423W	1100	"G" Option N/A		RAL1618PD423M	930

**BC16 Cushion (Choose Grade Below)**

COM	COL	1	2	3	4	5	6	7	8	9	10	11/ L1	12	13/ L2
215	n/a	245	260	275	290	305	320	335	350	365	380	395	410	425

**2 SELECT A FINISH**

"W" Veneer	"G" HPL	"M" TFL	
WAC	GAC	-	Amber Cherry
WRC	-	-	Caramel Cherry
WIC	GIC	-	Crimson Cherry
WEC	GEC	-	Ebony
WHC	GHC	MHC	Honey Cherry
WOC	GOC	MOC	KoKo Cherry
WSC	-	-	Scotch Cherry
WAM	GAM	-	Alabaster Maple
WCM	GCM	-	Clear Maple
WWM	GWM	-	Wheat Maple
WEW	GEW	-	Executive Walnut
WGW	-	MGW	Gunstock Walnut
WJW	-	-	Judicial Walnut
WNW	GNW	-	Natural Walnut
TGLV	-	-	Gray Luster Walnut
TSTV	GSTV	MTW	Studio Teak Walnut
TSMV	-	-	Seattle Mist Walnut
TSLV	GSLV	-	Skyline Walnut
WWP	GWL	MWL	Designer White Paint

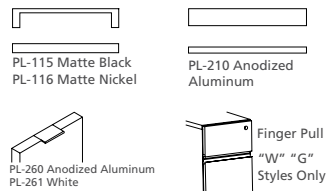
**3 SELECT AN EDGE**

Edge Profile  
Option Not Available


**5 OPTIONS**

- CUSHION**  
- Specify fabric grade (See Graded pricing above)
- DRAWER**  
- P33: Wood Drawer Upgrade - \$40 per drawer

**4 SELECT HARDWARE**







**OPEN PLAN MINI MOBILE DESK PEDESTAL WITH CASTERS**

**STANDARD FEATURES**

- Anti-tilt safety feature
- Finished all sides and top - open plan
- Full extension drawers - locking
- 3" Hollow wheel caster

[CLICK HERE TO VIEW PRODUCT INDEX](#)

**1 SELECT A STYLE**

DIMENSIONS		STYLE NUMBER	LIST PRICE	STYLE NUMBER	LIST PRICE	STYLE NUMBER	LIST PRICE
"W" x "D" x "H"	WGT	"W" Veneer Veneer Top		"G" HPL High Pressure Laminate Top		"M" TFL Thermally Fused Laminate Top	
<b>Box/File Mini Pedestal</b>							
10 x 18 x 22	40	RAL1018PD423W	1045	"G" Option N/A		RAL1018PD423M	895

**BC10 Cushion (Choose Grade Below)**

COM	COL	1	2	3	4	5	6	7	8	9	10	11/ L1	12	13/ L2
205	n/a	225	235	245	255	265	275	285	295	305	315	325	335	355

**2 SELECT A FINISH      3 SELECT AN EDGE      5 OPTIONS**

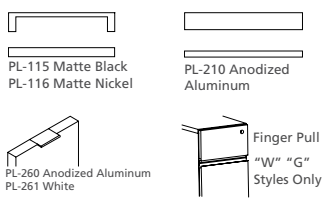
"W" Veneer	"G" HPL	"M" TFL	
WAC	GAC	-	Amber Cherry
WRC	-	-	Caramel Cherry
WIC	GIC	-	Crimson Cherry
WEC	GEC	-	Ebony
WHC	GHC	MHC	Honey Cherry
WOC	GOC	MOC	KoKo Cherry
WSC	-	-	Scotch Cherry
WAM	GAM	-	Alabaster Maple
WCM	GCM	-	Clear Maple
WWM	GWM	-	Wheat Maple
WEW	GEW	-	Executive Walnut
WGW	-	MGW	Gunstock Walnut
WJW	-	-	Judicial Walnut
WNW	GNW	-	Natural Walnut
TGLV	-	-	Gray Luster Walnut
TSTV	GSTV	MTV	Studio Teak Walnut
TSMV	-	-	Seattle Mist Walnut
TSLV	GSLV	-	Skyline Walnut
WWP	GWL	MWL	Designer White Paint

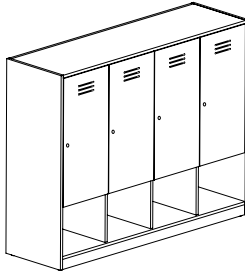
Edge Profile  
Option Not Available

**CUSHION**  
- Specify fabric grade (See Graded pricing above)

**DRAWER**  
- P33: Wood Drawer Upgrade - \$40 per drawer

**4 SELECT HARDWARE**





## 4 DOOR LOCKER

### STANDARD FEATURES

- Cabinet w/ Coat Hook
- Touch latch standard
- Key lock standard

[CLICK HERE TO VIEW PRODUCT INDEX](#)

## 1 SELECT A STYLE

DIMENSIONS		STYLE NUMBER	LIST PRICE	STYLE NUMBER	LIST PRICE	STYLE NUMBER	LIST PRICE
W" x D" x H"	WGT	<b>"W"</b> Veneer Top Veneer Veneer Chassis		<b>"G"</b> High Pressure Laminate Top HPL Veneer Chassis		<b>"M"</b> Thermally Fused Laminate Top TFL Thermally Fused Laminate Chassis	
61 x 18 x 48	300	RAL6148LK717W	3080	"G" Option N/A		RAL6148LK717M	1654

## 2 SELECT A FINISH

"W" Veneer	"G" HPL	"M" TFL	
WAC	-	-	Amber Cherry
WRC	-	-	Caramel Cherry
WIC	-	-	Crimson Cherry
WEC	GEC	-	Ebony
WHC	-	MHC	Honey Cherry
WOC	-	MOC	KoKo Cherry
WSC	-	-	Scotch Cherry
WAM	GAM	-	Alabaster Maple
WCM	-	-	Clear Maple
WWM	-	-	Wheat Maple
WEW	-	-	Executive Walnut
WGW	-	MGW	Gunstock Walnut
WJW	-	-	Judicial Walnut
WNW	-	-	Natural Walnut
TGLV	-	-	Gray Luster Walnut
TSTV	GSTV	MTW	Studio Teak Walnut
TSMV	-	-	Seattle Mist Walnut
TSLV	GSLV	-	Skyline Walnut
WWP	-	MWL	Designer White Paint

## 3 SELECT AN EDGE



## 5 OPTIONS

### DOOR

- D3: Combination Lock - \$95 per Door
- D9SC: Soft Close Door Hinges - \$15 per Door

### PLANK MATCH VENEER


- RPMV: Random Walnut Plank Match Veneer (Horizontal Grain with 25%+ Sap) - Add 10%. Clear coat only.

### EXPOSED PLYWOOD EDGE

- WEPB: Exposed Plywood Edge w/ Baltic Birch Veneer - n/c
- Only available with WCF - Clear Coat Finish

## 4 SELECT HARDWARE





**6 DOOR LOCKER**

**STANDARD FEATURES**

- Touch latch standard
- Key lock standard

[CLICK HERE TO VIEW PRODUCT INDEX](#)

**1 SELECT A STYLE**

DIMENSIONS		STYLE NUMBER	LIST PRICE	STYLE NUMBER	LIST PRICE	STYLE NUMBER	LIST PRICE
W" x D" x H"	WGT	<b>"W"</b> Veneer Top Veneer Chassis		<b>"G"</b> High Pressure Laminate Top HPL Veneer Chassis		<b>"M"</b> Thermally Fused Laminate Top TFL Thermally Fused Laminate Chassis	
61 x 18 x 48	325	RAL6148LK721W	3245	"G" Option N/A		RAL6148LK721M	1741

**2 SELECT A FINISH**

"W" Veneer	"G" HPL	"M" TFL	Finish
WAC	-	-	Amber Cherry
WRC	-	-	Caramel Cherry
WIC	-	-	Crimson Cherry
WEC	GEC	-	Ebony
WHC	-	MHC	Honey Cherry
WOC	-	MOC	KoKo Cherry
WSC	-	-	Scotch Cherry
WAM	GAM	-	Alabaster Maple
WCM	-	-	Clear Maple
WWM	-	-	Wheat Maple
WEW	-	-	Executive Walnut
WGW	-	MGW	Gunstock Walnut
WJW	-	-	Judicial Walnut
WNW	-	-	Natural Walnut
TGLV	-	-	Gray Luster Walnut
TSTV	GSTV	MTW	Studio Teak Walnut
TSMV	-	-	Seattle Mist Walnut
TSLV	GSLV	-	Skyline Walnut
WWP	-	MWL	Designer White Paint

**3 SELECT AN EDGE**



**5 OPTIONS**

- DOOR**
- D3: Combination Lock - \$95 per Door
  - D9SC: Soft Close Door Hinges - \$15 per Door
- PLANK MATCH VENEER**
- RPMV: Random Walnut Plank Match Veneer (Horizontal Grain with 25%+ Sap) - Add 10%. Clear coat only.
- EXPOSED PLYWOOD EDGE**
- WEPB: Exposed Plywood Edge w/ Baltic Birch Veneer - n/c
  - Only available with WCF - Clear Coat Finish

**4 SELECT HARDWARE**



COMPUTER SUPPORT

DELUXE SINGLE MONITOR ARM W/ USB POST



**STYLE NUMBER**  
MA1952

**LIST PRICE**  
495

**SPECIFICATIONS**

- (4) 2.0 USB Ports
- Post Length: 22-1/2"H, Post Base Requires 80mm Dia. Hole
- Spring Assist - Full Movement Arm, Arm Extends Up To 13 - 3/8"
- Supports Screens Up To 24", Swivels 180 degrees - Mount Plate Tilts 85 degrees
- Arm: Die Cast Aluminum

**Notes**

- Surface Factory Bored / Ready To Install

COMPUTER SUPPORT

DELUXE DOUBLE MONITOR ARM W/ USB POST



**STYLE NUMBER**  
MA2952

**LIST PRICE**  
795

**SPECIFICATIONS**

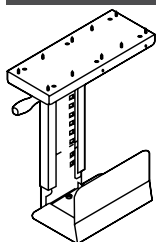
- (4) 2.0 USB Ports
- Post Length: 22-1/2"H, Post Base Requires 80mm Dia. Hole
- Spring Assist - Full Movement Arm, Arm Extends Up To 13 - 3/8"
- Supports Screens Up To 24", Swivels 180 degrees - Mount Plate Tilts 85 degrees
- Arm: Die Cast Aluminum

**Notes**

- Surface Factory Bored / Ready To Install
- Can Accommodate Up To 4 Monitors By Ordering Extra Double Arms.
- 1 Extra Arm and 1 Double Clamp - Add\$305

COMPUTER SUPPORT

CPU RETRACTABLE CRADLE



**STYLE NUMBER**  
K18

**LIST PRICE**  
195

**SPECIFICATIONS**

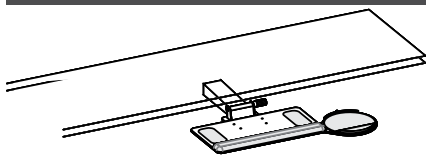
- Black Metal CPU Carriage
- Full 360° swivel capability allows easy access to rear of CPU for cables / wires
- Track allows 8- 1/2" extension
- Width Adjustment 5-1/2" to 9-1/4"
- Height adjustment 14- 5/8" to 20- 1/2"
- Black epoxy finish

**Notes**

- Factory Installed

COMPUTER SUPPORT

ARTICULATING KEYBOARD TRAY



**STYLE NUMBER**  
*Factory Installed*  
K28  
*Field Installed*  
K28F

**LIST PRICE**  
375  
395

**SPECIFICATIONS**

- Adjusts effortlessly - A simple one-handed motion allows the keyboard to be repositioned instantly, without the use of locks or levers
- Encourages low-risk postures - Maximizes adjustability within a safe operating range.
- Will last a lifetime - Exceeds all applicable BIFMA Standards and comes with a lifetime guarantee.

**Notes**

- Available on: Freestanding Desk
- Factory Installed (standard)
- FIELD INSTALL - \$395

**DOOR MODIFICATIONS**

**SOFT CLOSE DOOR HINGE**



**STYLE NUMBER**  
D9SC

**LIST PRICE**  
15 Per Door

**SPECIFICATIONS**

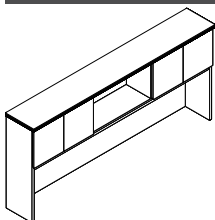
- Snap onto standard door hinge
- Requires (2) per door
- Max door height 43"
- Factory installed where specified
- Individually shipped for field installation

**Notes**

- Specify Each Item To Have Slow Close Feature

**DOOR MODIFICATIONS**

**DELETE DOORS**



**STYLE NUMBER**  
D6

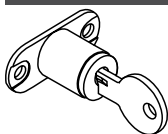
**LIST PRICE**  
N/C

**SPECIFICATIONS**

- Standard Door overheads and cabinets can have door deleted for open access. Modification of hinge rails and structural components are made face ready.

**DOOR MODIFICATIONS**

**PANEL DOOR LOCK**



**STYLE NUMBER**  
D2

**LIST PRICE**  
95 Per Door Set

**SPECIFICATIONS**

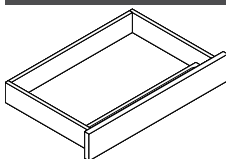
- Door Locks - 1 Door w/ Lock, Other Door w/ Catch Latch
- Contact Customer Service regarding limited lock locations and keying.

**Notes**

- Available on: Panel Doors, Wood Frame Doors, and Silverluma doors

**DRAWER OPTIONS**

**FINISHED CENTER DRAWER**



**STYLE NUMBER**  
K31  
*Add Skirt Option*  
K31-SK

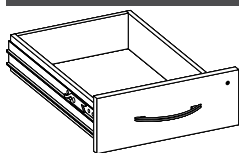
**LIST PRICE**  
195  
  
295

**SPECIFICATIONS**

- Veneer drawer front finished to match unit W or G style veneer.
- Ball bearing smooth operation
- Drawer has lifetime guarantee
- Standard with matching wood grain pencil tray
- Laminate drawer front to match laminate unit (M style)

**DRAWER OPTIONS - UPGRADE**

**WOOD DRAWER UPGRADE**



**STYLE NUMBER**  
P33


**LIST PRICE**  
40 Per Drawer

**SPECIFICATIONS**

- Dowel joint construction
- Hardwood veneer multi-ply drawer
- UV finish
- 1/4" Wood veneer bottoms
- File drawer bottoms are fiv block reinforced for heavy weight capacity
- Lifetime guaranteed

**WIRE MANAGEMENT**

**HORIZONTAL J-CHANNEL WIRE MANAGEMENT RACEWAY**



**STYLE NUMBER**  
W1

**LIST PRICE**  
75 Per 4 Foot Section

**SPECIFICATIONS**

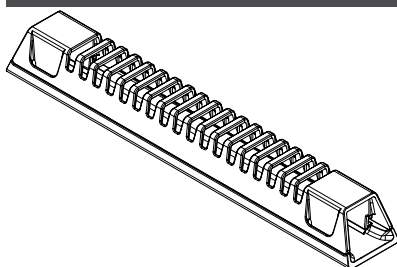
- 4' section for field installation.
- The "J" shape black thermoplastic wire raceway may be added to specified worksurface tops to provide concealed channeling of wires to and from worksurface grommets. For use in open kneespace areas, raceway is attachable to top of back panel with pan head screws. Interior dimensions are 1" x 1- 1/2" providing ample storage for multiple wires and excess cable. Front of raceway flexes out for easy cord insertion.

**Notes**

- Units w/ Wire Channel Standard.
- Field Installation

**WIRE MANAGEMENT**

**HORIZONTAL WIRE MANAGEMENT RACEWAY**



**STYLE NUMBER**  
W21

**LIST PRICE**  
30

**SPECIFICATIONS**

- 10"W x 1.5"D x 1.25"H
- Grey Wire Manager (10.5")
- Power and data cables can be discretely housed and managed with the W21 Gray Wire Manager. This can be mounted in any location to metal frame or underside of conference tables and runs cables through a 1" channel from power module to hollow steel legs. This keeps cables organized under the table top. Release clips make it simple to snap on and off the Wire Manager for easy organization and access after attached to the table

**Notes**

- Field installed

**WIRE MANAGEMENT**

**HORIZONTAL U-CHANNEL WIRE MANAGEMENT RACEWAY**



**STYLE NUMBER**  
W2A

**LIST PRICE**  
75 Per 4 Foot Section

**SPECIFICATIONS**

- 4' section for field installation.

**Notes**

- Units w/ Wire Channel Standard.
- Field Installation

WIRE MANAGEMENT

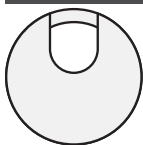
COIL WIRE MANAGER



STYLE NUMBER	LIST PRICE	SPECIFICATIONS
W18	150	- Weighted Base, Table attachment plate - 39- 1/2" Length - Black
		<b>Notes</b> - Location

WIRE MANAGEMENT

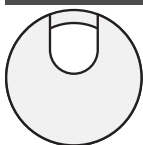
STANDARD LOCATION GROMMETS - FACTORY INSTALLED



STYLE NUMBER	LIST PRICE	SPECIFICATIONS
<i>Standard Location Grommet</i>		- 1 -5/8" Metal Grommet
<i>Black</i>		<b>Notes</b>
TM30	45	- *Units w/ Grommets Standard Are Noted Under Standard Features. Grommets Match Pull Finish - Standard (Unless Specified Otherwise)
<i>Silver</i>		
TM31	45	
<i>Antique Brass</i>		
TM33	45	
<i>White</i>		
TM34	45	

WIRE MANAGEMENT

NON-STANDARD LOCATION GROMMETS - FACTORY INSTALLED



STYLE NUMBER	LIST PRICE	SPECIFICATIONS
<i>Non-Standard Location Grommet</i>		- 1 -5/8" Metal Grommet
<i>Black</i>		<b>Notes</b>
TM30 -NS	90	- *Units w/ Grommets Standard Are Noted Under Standard Features. Grommets Match Pull Finish - Standard (Unless Specified Otherwise)
<i>Silver</i>		
TM31 -NS	90	
<i>Antique Brass</i>		
TM33 -NS	90	
<i>White</i>		
TM34 -NS	90	

WIRE MANAGEMENT

BLACK PLASTIC VERTICAL SURFACE GROMMETS - FACTORY INSTALLED



STYLE NUMBER	LIST PRICE	SPECIFICATIONS
<i>Standard Location Grommet</i>		- 2 " Black Plastic Grommet
TM50-C	45	<b>Notes</b>
<i>Non-Standard Location Grommet</i>		- Standard Location is Bottom Center
TM50-NS	90	

**AIRCHARGE WIRELESS CHARGING GROMMET**

**STYLE NUMBER**

**LIST PRICE**



ACWG WIRELESS GROMMET

\$195



**SPECIFICATIONS**

- When used with GROVE Tables an additional \$350 LIST will apply for the special cutout required.
- AirCharge offers a convenient way to charge any Qi compatible smartphone or device without the need to carry charging cables or find an available power outlet.
- The Aircharge is powered by the latest Qi compliant IC offering reliable and efficient wireless charging in a convenient 3" grommet hub. Simply place your phone on the Aircharge and an LED will confirm pairing and begin wireless charging.
- Recess: Efficient space conservation and quick access
- Input: DC 5V (with included AC power adapter), DC 9V, 1.67A (with optional QC 2.0 power adapter)
- Output: 5 watts Max. with DC 5V, 2A power adapter, 10 watts Max. with QC 2.0 power adapter
- Qi V1.2 compliant IC
- Charging distance: 6mm Max.

AirCharge Wireless Grommet



**AVAILABLE**

- All Darran Collections



**COVE POWER UNIT WITH DAISYLINK**

**STYLE NUMBER                      LIST PRICE**

**STARTER UNITS**



<b>COV-DCH HARDWIRED</b>	<b>\$710</b>
Includes (1) Cove unit with Hardwire Infeed - 120"	
<b>COV-DCP PLUG</b>	<b>\$800</b>
Includes (1) Cove unit with Plug infeed - Includes 72" Cord and 32" Infeed Jumper for 104" total cord infeed	

**ADDITIONAL LINKING UNITS**

<b>COV-DCL</b>	<b>\$575 EACH</b>
Includes Linking Cove unit and Jumper up to 96", cable length determined by the top size	

**SPECIFICATIONS**

- Size: 5.75" L x 2.5" W
- (2) 15 Amp Receptacles and (2) 2.1 Amp USB charging ports
- Surface Mount
- Max Daisy Chain - Hardwire - (9) units; Plug/Corded - (4) units
- Standard Silver Finish, Available in White or Black Finish upon request
- ETL Listed



**AVAILABLE**

- All Darran Collections

**KENO POWER UNIT**

**STYLE NUMBER**

**LIST PRICE**



**KENO**

**\$195**

Select Power Block to link workstations

**SPECIFICATIONS**

- Size 5.5"L x 2.125"W x 2.5"H
- 2 TR AC Outlets
- 1 4.2A USB module w/ 2 charging ports
- 10' Power cord



White



Black

**AVAILABLE**

- EdgeWorks, NSS Open, Rail, Rail Open Office, ThinkingQuietly.

**POWER BLOCK**

*WITH 120" HARDWIRE POWER CORD*

**STYLE NUMBER      LIST PRICE**

Two Pack Power Block System  
2PPBS      \$390

Four Pack Power Block System  
4PPBS      \$750

Six Pack Power Block System  
6PPBS      \$1,100

**SECLUSION CORDED POWER UNIT NON-LINKING**

**STYLE NUMBER**

**LIST PRICE**



**P2SECL**

**\$245**

Choose from plate mount or clamp mount (seen in photo)

**SPECIFICATIONS**

- Size: 3.5"L x 2.2"D x 2.5"H
- (2) Power Receptacles
- Worksurface Clamp Mount or Plate Under Surface Mount
- Clamp Accessory accommodates table thickness up to 2"
- 72" Cord
- Standard Silver Finish, Black Finish available upon request
- UL/UCL Listed

**AVAILABLE**

- All Darran Collections



Clamp Mount

**SOBA WIRE MANAGER**

STYLE NUMBER	LIST PRICE
<i>STARTER UNITS</i>	
SCDW White wire manager	\$200
SCDB Black wire manager	\$200



**SPECIFICATIONS**

- Dimensions: 9ft x 9in x 3.15in
- Zips up, bundles and routes loose, messy cables into a single tube
- Routes and guides cables behind desks, TVs, and anywhere cables tend to get messy
- Accommodates large or small cables, up to three cables at once

**AVAILABLE**

- All collections (excludes Spire, Occasional and Seating)



**TULLY POWER UNIT**

**STYLE NUMBER      LIST PRICE**



**PD-TULLY      \$320**


Select Power Block to link workstations

**SPECIFICATIONS**

- 5.5" W x 3.2" H x 1.81" D
- Finish: Smooth molded plastic integrated within a single piece cover
- Mounts to the edge of your work surface, with no table cut outs or installation required.
- (2) Power receptacles, (2) USB 2.1 Amp ports
- 72" Cord (10' cord available, contact customer service).
- Standard in White. Available in gray, black, neon red, harvest pumpkin, light green, daisy blue.
- UL310, Class 2, FCC Part 15A approved
- Clamp accessory accomodates table thickness from .75"-1.5"

**AVAILABLE**

- EdgeWorks, NSS Open, Rail, Rail Open Office, ThinkingQuietly.



**POWER BLOCK**

*WITH 120" HARDWIRE POWER CORD*

**STYLE NUMBER      LIST PRICE**

Two Pack Power Block System  
2PPBS      \$390

Four Pack Power Block System  
4PPBS      \$750

Six Pack Power Block System  
6PPBS      \$1,100

**VILLA POWER UNIT WITH DAISYLINK**

**STYLE NUMBER      LIST PRICE**

**STARTER UNITS**



**VIL-DCH HARDWIRED**      \$600  
Includes (1) Villa unit with 120" Hardwire Infeed



**VIL-DCP PLUG**      \$695  
Includes (1) Villa with Plug Infeed - Includes 72" Cord and 32" Infeed Jumper for 104" total cord infeed

**ADDITIONAL LINKING UNITS**

**VIL-DCL ADDITIONAL**      \$590  
(Includes linking Villa and Jumper cable up to 96")

**SPECIFICATIONS**

- Size: Top Grommet 5.68" L X 3.39"W; Under Top 12"L x 3.13"W x 3.08"D
- (4) Power receptacles; (2) surface and (2) undersurface, (2) 2.1A USB charging ports and (1) Knockout for RJ45 Data Port
- Surface Mount
- Daisy Chain - Hardwire Max (10) Units, Plug/Corded Max (5) Units
- Standard Silver Finish, Black Finish available upon request
- UL or ETL Certified

**AVAILABLE**

- All Darran Collections
- Excludes Grove



**RJ45 KNOCKOUT**

STYLE NUMBER	LIST PRICE
RJ45 (1)	\$35