

Guest seating  
quick ship  
price list.



# Quick ship quest seating price list revisions

Date	page	Modification	Description
------	------	--------------	-------------

## Table of contents

Seating Specification..... 1  
Guest Chairs ..... 2

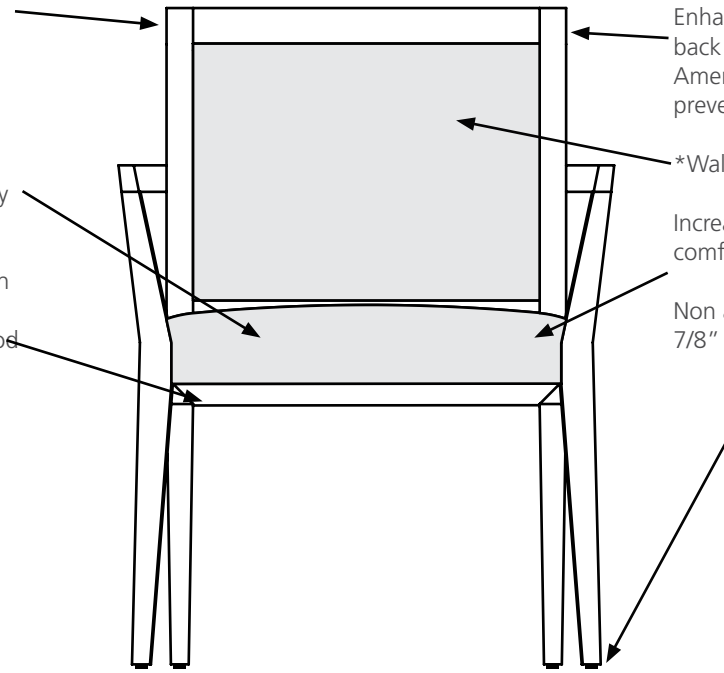
## Cosmo seating specification

Width = 24-1/2"  
 Depth = 23-3/4"  
 Height = 32-1/2"  
 Seat Width = 19"  
 Seat Depth = 19-1/2"  
 Seat Height = 18"  
 Arm Height = 24-3/4"  
 Cartoned Weight = 25 lbs.

Frame is constructed of kiln-dried European beech, PEFC Certified sustainable yield, perpetuating premium quality and durability.

Seat cushions are made of high resiliency foam with proper density to give comfort and support.

Seat rails are reinforced with tenon and groove corner blocks and cleats attached with glue and wood screws.



Enhancing veinline detail at the back panel to further showcase American craftsmanship and prevent finish cracking.

\*Wall-Saver Design

Increased seat width to allow added comfort and increased application.

Non adjustable nylon glides are 7/8" in diameter.

Variety of textiles and back options offer customers flexibility in design and consistency within each office setting.

### Joints

Joints are securely fastened with mortise and tenon joinery or double doweled construction to ensure long-term use.

### Seat suspension

Seat suspension is constructed of 3/4" thick top quality Baltic Birch plywood that is machined to form an open perimeter of rounded inside edges to reduce strain on the seat suspension. A single piece of sheet webbing reduces stress on the foam and supports the foam across the entire opening of the seat pan, thus preventing foam cutting that can occur with straps.

### Seat assembly

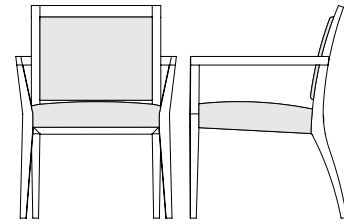
Seat assembly is attached within finger grooved corner blocks and further secured by wood cleats, providing a vast superior means of stability in the chair.

### Envi-ct finish

ENVI-CT (Environmental Coatings Technology) utilizes advanced European finish technology to deliver a high-end furniture coatings with superior performance in appearance and durability, allowing DARRAN to deliver more sustainable products to our customers.

# Quick ship - Cosmo.

Guest Chair  
Cosmo Fully Upholstered Back



View statement of line

1 model	COM	COL	1	2	3	4	5	6	7	8	9	10	11/L1	12	13/L2
COS2332FUB39	925	963	1008	1036	1064	1092	1120	1148	1176	1204	1232	1260	1288	1316	1372
W x D x H 24 -1/2" x 23 -3/4" x 32 -1/2" Arm Height: 24 -3/4" Seat Height: 18" Inside Seat Depth: 19 -1/2" Inside Seat Width: 19"	Upholstery Requirements Fabric yds: 1.5 Leather Sq. Ft.: 27 Carton Weight: 25 lbs.														

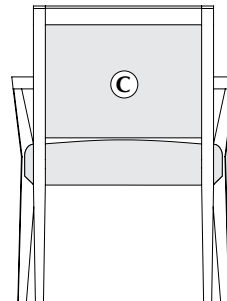
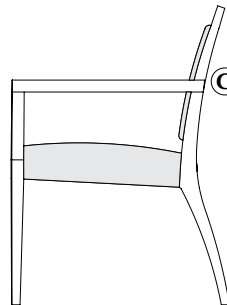
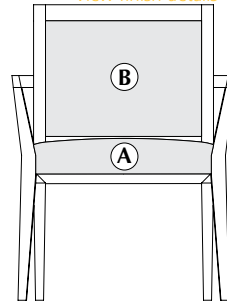
## 2 Select a finish

[View finish details](#)

- WLA Lofty Ash
- WAC Amber Cherry
- WRC Caramel Cherry
- WIC Crimson Cherry
- WEC Ebony
- WHC Honey Cherry
- WOC KoKo Cherry
- WAM Alabaster Maple
- WCM Clear Maple
- WWM Wheat Maple
- WEW Executive Walnut
- WGW Gunstock Walnut
- WBW Henna Walnut
- WNW Natural Walnut
- WWP Designer White Paint
- SSL Skyline Walnut Paint
- SSM Seattle Mist Paint
- TBCO Baby's Cheek
- TBSW Brown Sugar
- TSTV Studio Teak Walnut
- TOBW Organic Brown
- WBO Blush Oak
- WMO Mocha Oak
- WVO Salted Oak

## 3 Combination Fabrics

[View finish details](#)



**DARRAN is pleased to offer customers the design freedom of combination fabrics. When using fabric, vinyl or leather combinations, pricing/yardage requirements will be as follows:**

- A Seat** 1 yd(s).
- B Inside Back** 0.25 yd(s).
- C Outside Back** 0.25 yd(s).

- When combining two materials of the same grade, pricing will be specified grade + 5%
- If combining two materials of different grades or leather/fabric combination, use the highest grade/price + 5%
- If using COM or COL, pricing will be COM or COL + 5%.
- If both COM + COL are used in combination, use COL + 5%.

## Product features.

- Frame is constructed of kiln-dried European beech, PEFC Certified sustainable yield, perpetuating premium quality and durability.
- Fully Upholstered Back
- Joints are securely fastened with mortise and tenon joinery as well as corner block construction.
- MAS IAQ Certified
- Open Arms
- Seat cushions are made of high resiliency foam with proper density to give comfort and support
- Seat rails are reinforced with tenon and groove corner blocks and cleats.
- Seat suspension is constructed of 3/4" thick Baltic Birch plywood.
- Sheet webbing
- Upholstered Seat