



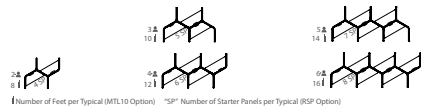
# Honey Price List

Effective May 2025

Designed By Mark Müller and Chris Wright

Date	Page	Modification
05.01.2025		Updated pricing

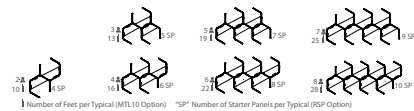
Statement of Line  
Features & Advantages .....1  
Fabric & Leather Program .....3  
Finishes | Specifications .....6  
Metal Finishes | Specifications .....9  
PET | Specifications.....10  
Edges | Specifications .....11  
Pulls .....12  
Grommets .....13  
Grain Direction .....14  
Honey Wire Management .....15  
Honey Workstation Dimensions .....17  
Honey New York Power .....18  
Honey West Coast Power .....19  
Honey Chicago Power .....20  
Drawer Dimensions | Filing Reference .....21  
Honey 120 Degree Typicals .....22  
120 Degree Honey Panels .....36  
Power Entry Box .....45  
Tops .....46  
Fixed Tables .....48  
Privacy Screens .....50  
Storage Credenzas.....53  
Wardrobe Storage .....55  
Mobile Pedestal.....58  
Honey 120 Mobile Workstation.....59  
120 Degree Worktops with Returns .....61  
90 Degree Honey.....64  
90 Degree Typicals .....64  
90 Degree Panels.....76  
90 Degree Worksurfaces .....85  
90 Degree Mobile Workstations.....87  
90 Degree Privacy Screens .....89  
Options .....92  
Power | Specifications .....100



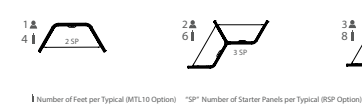
Page 22  
Facing Diagonal Workstation Typical  
Position 1 with Height Adjustable Worksurface



Page 24  
Diamond Workstation Typical  
Diamond Workstation with Height Adjustable Worksurface



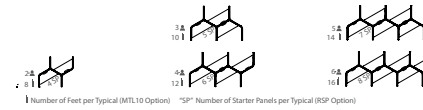
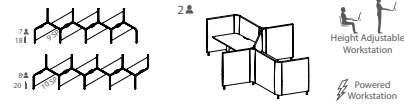
Page 26  
Double Hexagon Workstation Typical  
Position 2 Desk with Height Adjustable Worksurface



Page 28  
Hexagon Workstation Typical  
Desk with Height Adjustable Worksurface



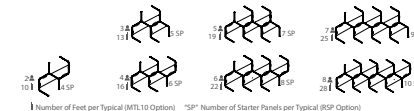
Page 30  
Hexagon Workstation Typical  
Five Person Workstation with Height Adjustable Worksurface



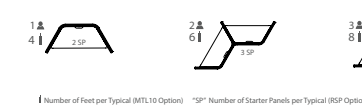
Page 23  
Facing Diagonal Workstation Typical  
Position 1 Desk with Power Fixed Worksurface



Page 25  
Diamond Workstation Typical  
Diamond Workstation with Power Fixed Worksurface



Page 27  
Double Hexagon Workstation Typical  
Position 2 Desk with Power Fixed Worksurface

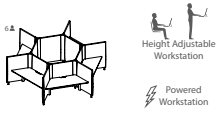


Page 29  
Hexagon Workstation Typical  
Desk with Power Fixed Worksurface

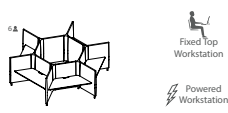


Page 31  
Hexagon Workstation Typical  
Five Person Workstation with Power Fixed Worksurface

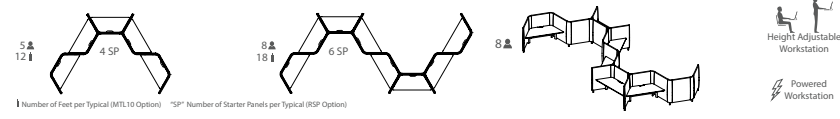




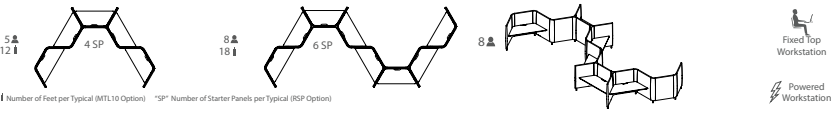
Page 32  
Hexagon Workstation Typical  
Six Person Workstation with Height Adjustable Worksurface



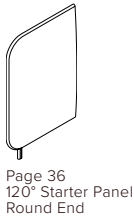
Page 33  
Hexagon Workstation Typical  
Six Person Workstation with Power Fixed Worksurface



Page 34  
S-Shaped Workstation Typical  
Desk with Height Adjustable Worksurface



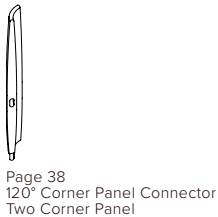
Page 35  
S-Shaped Workstation Typical  
Desk with Power Fixed Worksurface



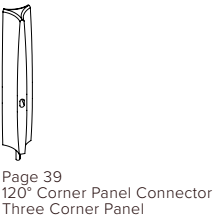
Page 36




Page 37



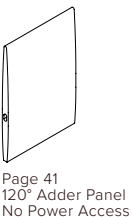
Page 38



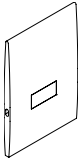
Page 39



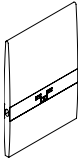
Page 40



Page 41



Page 42  
120° Adder Access Panel  
Single Sided Access



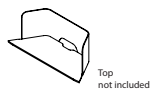
Page 44  
120° Double Sided Power Panel  
Power Panel



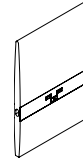
Page 46  
120° Worksurface Top  
Worksurface with Fixed Top



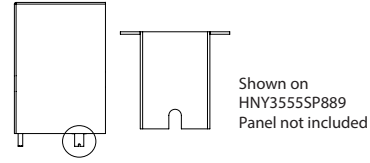
Page 48  
Fixed Triangular Table  
Fixed Triangular Table - Sitting Height



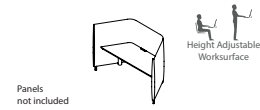
Page 50  
120° Worksurface Privacy Screen  
Worksurface PET Privacy Screen



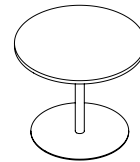
Page 43  
120° Single Sided Power Panel  
Power Panel



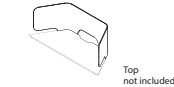
Page 45  
Concealed Floor Power Infeed Cover  
Power Cable Entry Box



Page 47  
120° Worksurface Top  
Worksurface with Height Adjustable Top



Page 49  
Fixed Circular Table  
Fixed Circular Table - Sitting Height



Page 51  
120° Worksurface Privacy Screen  
Worksurface Veneer Privacy Screen



Page 52  
120° Worksurface Privacy Screen  
Worksurface Acrylic Privacy Screen



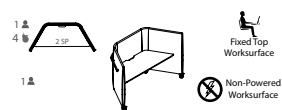
Page 54  
120° Open Storage Credenza  
Open Storage Credenza



Page 56  
Single Sided Open Storage Tower  
Right Open Storage with Left File / Wardrobe Access



Page 58  
Open Plan Mobile Pedestal  
Mobile B/F Desk Pedestal With Casters



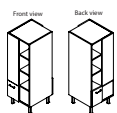
Page 60  
Mobile Workstation Typical  
Desk with Fixed Worksurface



Page 53  
64° Wide Push-In Storage Credenza  
Storage Credenza with Sliding Doors



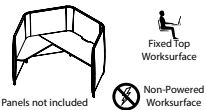
Page 55  
Single Sided Open Storage Tower  
Left Open Storage with Right File / Wardrobe Access



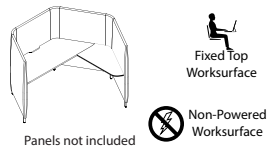
Page 57  
Two Person Double Sided - Freestanding Shared Storage  
All-in-One Cabinet-Double Sided



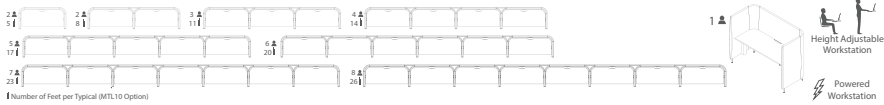
Page 59  
Mobile Workstation Typical  
Desk with Height Adjustable Worksurface



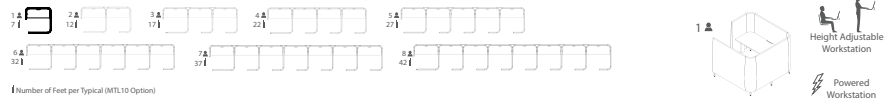
Page 61  
120° Worksurface Top and Return  
Fixed Top w/ Left Return



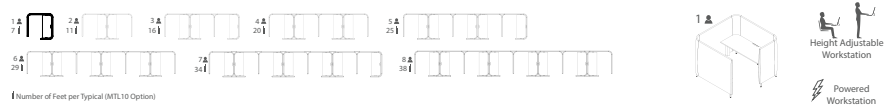
Page 62  
120° Worksurface Top and Return  
Fixed Top w/ Right Return



Page 64  
Inline 90° Workstation Typical  
Position 1 Desk with Height Adjustable Worksurface



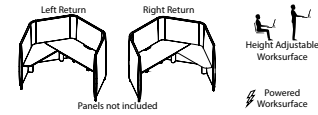
Page 66  
Inline 90° Workstation Typical  
Position 3 Desk with Height Adjustable Worksurface



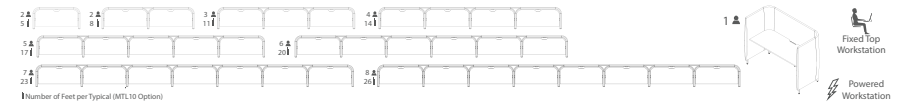
Page 68  
Inline 90° Workstation Typical  
Position 4 Desk with Height Adjustable Worksurface



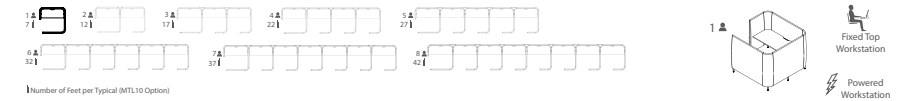
Page 70  
Facing 90° Workstation Typical  
Position 1 Desk with Height Adjustable Worksurface



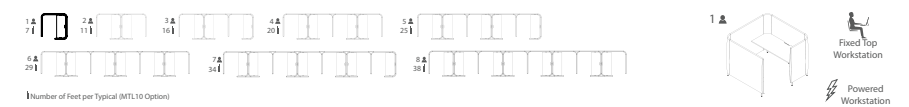
Page 63  
120° Worksurface Top and Return  
Height Adjustable Top and Return



Page 65  
Inline 90° Workstation Typical  
Position 1 Desk with Power Fixed Worksurface



Page 67  
Inline 90° Workstation Typical  
Position 3 Desk with Power Fixed Worksurface



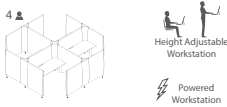
Page 69  
Inline 90° Workstation Typical  
Position 4 Desk with Power Fixed Worksurface



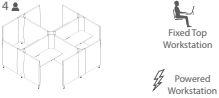
Page 71  
Facing 90° Workstation Typical  
Position 1 Desk with Fixed Power Worksurface



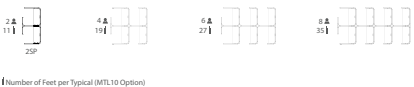
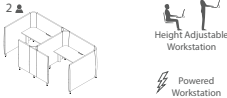
Page 72  
Facing 90° Workstation Typical  
Position 3 Desk with Height Adjustable Worksurface



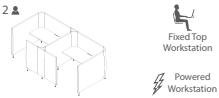
Page 73  
Facing 90° Workstation Typical  
Position 3 Desk with Fixed Power Worksurface




Page 74  
Double 90° Workstation Typical  
Position 1 Height Adjustable Desk



Page 75  
Double 90° Workstation Typical  
Position 1 Fixed Power Worksurface



Page 76  
90° Starter Panel  
Flat End



Page 77  
90° Starter Panel  
Flat End



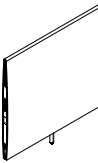
Page 78  
90° Corner Panel Connector  
Two Way Corner Connector



Page 79  
90° Corner Panel Connector  
Three Way Corner Connector



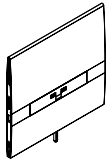
Page 80  
90° Corner Panel Connector  
Four Way Corner Connector



Page 81  
90° Adder Panel  
No Power Access



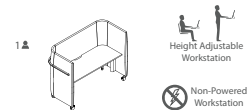
Page 82  
90° Adder Panel  
Single Sided Access



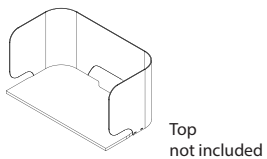
Page 84  
90° Double Sided Power Panel  
Power Panel



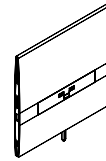
Page 86  
90° Worksurface Top  
Worksurface with Height Adjustable Top



Page 88  
Mobile 90° Workstation Typical  
Desk with Height Adjustable Worksurface



Page 90  
90° Worksurface Privacy Screen  
Worksurface Acrylic Privacy Screen



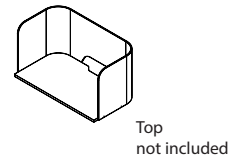
Page 83  
90° Single Sided Power Panel  
Power Panel



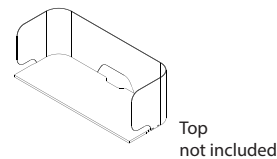
Page 85  
90° Worksurface Top  
Worksurface with Fixed Top



Page 87  
Mobile 90° Workstation Typical  
Desk with Fixed Worksurface



Page 89  
90° Worksurface Privacy Screen  
Worksurface PET Privacy Screen



Page 91  
90° Worksurface Privacy Screen  
Worksurface Acrylic Privacy Screen

## Veneer tops

Veneer tops are 1" thick and comprised of 45-pound density MDF core with a balanced 3-ply construction. Veneer tops and screens are standard in Quartered Walnut and Rift Cut White Oak Veneers that are slip-matched. Veneer tops are available in Flat or Cliff edge profile, with multiple banding options. Tops are finished in either 5-sheen matte finish or 40-sheen depending on finish selection.

## HPL laminate tops

Honey high-pressure laminate tops are 1" thick and comprised of 45-pound density MDF core with a balanced 3-ply construction. Tops are available in Flat or Cliff edge profile, with multiple banding option.

## TFL tops

Thermally Fused Laminate tops are 1-1/8" thick and fused to a 45-pound density substrate of the top for a durable surface. Tops are available in a Flat edge profile with multiple banding options.

## Panel construction

Panels are composed of 3/4" and 1" birch plywood with tenon and groove construction that is secured with screws and glued. MDF trim pieces create soft rounded edges and beautiful contours. The frame is covered with 4.5mm PET acoustic panels for sound absorption. PET panels are composed of recycled content, are flame retardant, mold resistant and have zero emissions. Panels are standard elevated on 5" solid wood legs that feature 2" Glide for adjustment on uneven surfaces.

## Case construction

Case pieces including pedestals, towers and credenzas are constructed of 3/4" thick particle board with 3-ply balanced construction. Pedestals and Cabinets feature dowel construction reinforced with steel bracket plates, wood cleats, screws and glue. Credenzas and Towers are elevated on 6" solid wood legs featuring 1" glide for adjustment on uneven surfaces.

## Screens

Honey screens are available in Acrylic, Veneer, or PET over plywood. Acrylic is 1/4" thick and available in frosted, white, and black. Plywood screens are 1/2" thick and are available in Quartered Walnut and Rift Cut White Oak Veneer that runs horizontally on the screen. PET is 1/2" thick and available in a range of colors. Screens secure to the underside of the worksurfaces with an L bracket. Screens feature a center cutout to allow clip-on power pods and easy wire management to the MGT: Wire Tray below the worksurface. The screen is 24" tall for added privacy; the screen's unique curved wings mimic the worksurface top creating a barrier between users and work area to focus.

## Cleaning wood & laminate

In addition to regular dusting, give your furniture an occasional cleaning in accordance with our cleaning instructions. DARRAN wood and laminate products can be cleaned with a soft cloth and a mild soap and water mixture. Use approximately 32 oz of water mixed with one tablespoon of dish soap, always wiping with the grain. Dry with a soft cloth, going with the grain, to avoid spotting or streaking.

Wood products should be waxed periodically using a non-wax liquid; please do not use any waxy polish or cleaner. Interior of drawers may also be cleaned with mild soap and water mixture, or any household cleaner that is not petroleum or thinner-based.

## Suspensions

All cabinets and mobile pedestals utilize cold rolled steel zinc plated high-grade drawer suspensions. All suspensions are warranted for the lifetime of the product. Box and File drawers are full extension, featuring steel ball bearings for a smoother quieter range of motion with soft close operation and are rated 100lbs.

## Filing

Honey features a highly durable black plastic extrusion that is securely fastened into a route on top of the drawer to support hanging files. An adjustable crossbar is provided for all file drawers that enables legal/letter filing front to back or side-to-side based on the drawer size.



## Locks

Locks are optional on pedestals and doors. Each drawer pedestal is independently locked. Lock plugs are factory or field installed.

## Keying

Keying is available either factory or field installed. Factory installed keying offers two options: random or designated. When the random keying option is selected an arbitrary key number will be assigned to the unit. When the designated keying option is selected a key number must be specified between 101 and 110. Higher numbers may be specified if noted on the purchase order and may be factory or field installed. Black and silver face lock have silver keys.

## Wire management

Wire management capabilities include standard and optional worksurface grommets. Specify W21 under surface wire channels for organization and management of all communication wires and cords. Sold separately to conceal wire under worksurfaces. Tops feature a cutout in the back and unique curved wings, allowing for clip on modules or easy wire management to the power tray below the worksurface.

## Grommets

Metal grommets are provided to match the drawer pull selection. Metal grommets are available in black, silver or white. Must specify standard or non-standard location. TM50 Black plastic grommets are available as an option for vertical applications.

# DARRAN®

## Seating & fabric leather program

DARRAN has partnered with some of the most prestigious fabric suppliers of the office furniture industry to bring you quality fabrics that are engaging designs, environmentally friendly and durable for years to come. If you do not see the fabric you wish to include in a project, please contact Customer Service to see if this pattern can be graded in at 800.334.7891.

## Panel fabric program

ALL COM fabric must be preapproved by DARRAN. Leather fabric program is not approved on panels. Due to stretching and sagging textile content for panels shouldn't exceed a combined 50% cotton, linen, nylon and/or rayon is not recommended. Panel fabrics are required to have flame certificates that meet ASTM E84 Adhered (for power panels) and Unadhered (for panels). DARRAN does not accept responsibility of collecting flame certificates for COM.

## Fabrics & leathers

Please visit our Seating Fabrics page at [www.darran.com/resources/textiles-leather/](http://www.darran.com/resources/textiles-leather/)

Anzea  
[www.cfstinson.com/anzea](http://www.cfstinson.com/anzea)  
817.336.2310

Carroll Leather  
[www.carrollleather.com](http://www.carrollleather.com)  
828.466.5489

DesignTex  
[www.designtex.com](http://www.designtex.com)  
800.221.1540

Green Hides  
[www.greenhides.com](http://www.greenhides.com)  
336.315.9720

Knoll Textiles  
[www.maharam.com/knoll-textiles](http://www.maharam.com/knoll-textiles)  
800.645.3943

Camira  
[www.camirafabrics.com](http://www.camirafabrics.com)  
616.288.0655

CFStinson  
[www.cfstinson.com](http://www.cfstinson.com)  
800.841.6279

Duvaltex  
[www.duvaltex.com](http://www.duvaltex.com)  
800.544.0200

HBF Textiles  
[www.hbftextiles.com](http://www.hbftextiles.com)  
877.494-5727

Kvadrat  
[www.kvadrat.dk](http://www.kvadrat.dk)  
+45 8953 1866

Luna  
[www.lunatextiles.com](http://www.lunatextiles.com)  
616.288.0655

Mayer Fabrics  
[www.mayerfabrics.com](http://www.mayerfabrics.com)  
800.428.4415

Sina Pearson  
[www.momentumtextilesandwalls.com/collections/sina-pearson](http://www.momentumtextilesandwalls.com/collections/sina-pearson)  
800.366.6839

## Honey Fabric & Leather Program

Maharam  
[www.maharam.com](http://www.maharam.com)  
800.645.3943

Momentum Textiles  
[www.momentumtextilesandwalls.com](http://www.momentumtextilesandwalls.com)  
800.366.6839

Ultrafabrics  
[www.ultrafabricsinc.com/proud-partnerships/partners-by-market/furniture/darran](http://www.ultrafabricsinc.com/proud-partnerships/partners-by-market/furniture/darran)  
914.460.1730

Application instructions must be specified on the purchase order or COM / COL submission form. In the absence of application instructions, DARRAN will apply materials accordingly.

## CAL117-2013

All DARRAN seating products conform to California Technical Bulletin 117-2013 as a minimum standard.

## ASTM E1537

Testing for ASTM E1537 is available for all DARRAN seating products. If ASTM E1537 testing is required, please contact DARRAN customer service at 800.334.7891 for testing fees and considerations.

Combination fabrics

DARRAN is pleased to offer customers the design freedom of combination fabrics. When using fabric, vinyl or leather combinations, pricing will be as follows:

- When combining two materials of the same grade, pricing will be specified grade + 5%.
- If combining two materials of different grades or leather/ fabric combination, use the highest grade/price + 5%.
- If using COM or COL, pricing will be COM or COL + 5%. If both COM + COL are used in combination, use COL + 5%

COM/COL ordering instructions

Please complete the COM Submission Form prior to ordering the fabric from the supplier. All COM fabrics must be approved prior to order submission. Please refer to our website or contact DARRAN Seating Customer Service for an updated list of preapproved COM fabrics. Application instructions must be specified on the purchase order or COM/COL approval form. In the absence of application instructions, DARRAN will apply materials in the best manner and cannot be held responsible for tailoring or application objections after upholstering. COM orders will be scheduled for production after receipt of the material. Packages must be clearly marked and the fabric must be first quality, continuous yardage.

COM/COL yardage requirements

The yardage requirements stated in this price list for each style are calculated using 54” wide, non-directional fabrics. For fabrics with a different width or for patterns with repeats, please refer to the below chart to calculate the additional percent of fabric required:

Fabric Width	Plain Fabric	2” - 14” Repeat	15” - 19”Repeat	20” - 27”Repeat	28” - 36” Repeat
54”	0	15%	20%	25%	30%
53”	6%	19%	24%	28%	36%
52”	13%	23%	28%	33%	38%
51”	19%	26%	31%	36%	41%
50”	25%	30%	35%	40%	45%
49”	30%	35%	40%	45%	50%
48”	35%	40%	45%	50%	55%
47”	45%	50%	55%	58%	65%

NOTE: Prior to completion of this form, please refer to our Graded In Materials Program for preapproved fabrics/leathers.

COM/COL Approval

DARRAN Furniture Industries  
2402 Shore Street, High Point, NC 27263  
ATTN: Seating Division / COM/COL Approval  
TAG: DARRAN Quote Number

Shipping approved COM/COL materials

DARRAN Furniture Industries  
2402 Shore Street, High Point, NC 27263  
ATTN: Seating Division / COM/COL Approval  
TAG: DARRAN Quote Number

Please complete this form, attach a 6"x 6" sample and mail to the COM/COL APPROVAL address shown above.  
This form can also be downloaded from our website at [www.darran.com/leathers](http://www.darran.com/leathers) OR [www.darran.com/fabrics](http://www.darran.com/fabrics)

Quote #	
Dealer's Name	
Contact	
Address	
Telephone	
Email	
Chair Style	
Manufacturer	
Pattern Name	
Pattern Color	
Content	
Repeat	

Please specify any special requirements and check the application above.


Honey Fabric & Leather Program


ATTACH 6" X 6" FABRIC/LEATHER SAMPLE HERE

NOTE  
Actual Fabric/Leather samples needed instead of digital images. If digital images are sent in lieu of samples, DARRAN will only verify the pattern and will not take responsibility for color variances that cannot be verified due to printing limitations.

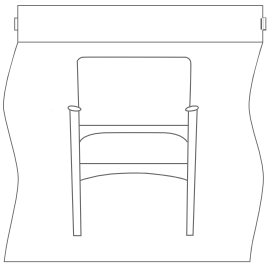
In the absence of application instructions, DARRAN will apply the material in the best manner and cannot be held responsible for tailoring or application objections after upholstering.

Unless otherwise instructed on the purchase order, excess COM materials will be recycled at the discretion of DARRAN after six months of the original product ship date.

The COM approval solely pertains to the application of the fabric onto the specified DARRAN seating product. DARRAN's approval or acceptance does not constitute any responsibility or warranty to the overall appearance, durability, flammability, defects, dye lot variations or colorfastness of the COM. It is the customer's responsibility to ensure the COM meets CAL 117-2013 compliance and are first quality continuous goods.





















☐ RAILROAD



☐ SETUP

veneer finishes

							
WAF Narvik	WCM Clear Maple	WLF/WLO Lofty Oak	WWW Weathered Walnut	WFF/WFO Fawn Cypress	WNF/WNO Natural Oak	TOBW Organic Brown	WEF Neo
							
TSTV Studio Teak	WGW Gunstock Walnut	WOW Clear Walnut	TSLV Skyline Walnut	WSW Smokey Walnut	WMF/WMO Mocha Oak	WNW Natural Walnut	WEW Executive Walnut
		<p>Finishes for feet, legs, and mobile workstation handrails are formulated to be coordinating matches with veneer finishes</p>					
WBW Henna Walnut	WEC Ebony						




Welltech Finish delivers a superior furniture coating with exceptional performance that can withstand stringent cleaning agents and possesses unparalleled durability, allowing DARRAN to provide lasting, sustainable products to our customers.

MATTE 5% SHEEN VENEER

Specify LST-25 to change matte 5% sheen to satin 25% sheen - N/C.

HIGH PRESSURE LAMINATES



GWL Designer White



LW05 Phantom Ecru



GNA Narvik



LW02 Fawn Cypress



LW01 Neo



GSTV Studio Teak



LW06 Phantom Cocoa



GSLV Skyline Walnut




GNW Natural Walnut



GEC Ebony

TFL LAMINATES



MWL Designer White



MNA Narvik



MWW Weathered Walnut



MTW Studio Teak



MGW Gunstock Walnut



MSW Skyline Walnut



MEC Ebony

FENIX LAMINATES - ADD \$425 TO HPL PRICING




LFBK Bianco Kos



LFBM Bianco Male



LFBA Beige Arizona



LFBL Beige Luxor



LFGE Grigio Efeso



LFVC Verde Comodoro




LFCW Castoro Ottawa



LFGL Grigio Londra



LFCO Cacao Orinoco



LFRJ Rosso Jaipur



LFGB Grigio Bromo



LFBF Blue Fes



LFNI Nero Ingo

The benefits of FENIX® surface material:

- Soft to the touch
- Extremely matte
- Resists fingerprints
- Highly resistant to scratches, abrasion, acid-based solvents and household cleaners



Height Adjustable Mechanism Metal Finishes

Height adjustable columns are standard in MFW White. MFB Black is optional when specified.

STANDARD                      OPTIONAL



MFW White  
Satin Finish  
(Standard)



MFB Black  
Satin Finish  
(Optional - N/C)


Feet, Table Base, Wire Tray, and Bracket Metal Finishes



MFW White  
Standard



MFCH Chrome  
Premium



MFOS Oyster  
Premium



MFGW Gray White  
Premium



MFG Gray  
Premium



MFS Silver  
Premium



MFGB Grey Beige  
Premium



MFSB Satin Bronze  
Premium



MFGM Matte Gold  
Premium



MFGS Satin Gold  
Premium



MFNA Navy  
Premium



MFGG Graphite Gray  
Premium



MFDB Dark Bronze  
Premium



MFMB Matte Black  
Premium



MFB Black  
Premium


PET felt screens are available in the colors below




Light Gray  
03



Canela  
04



Cardamom  
05




Cacao  
06



Dawn  
07



Dusk  
08



New Moon  
09



Dark Gray  
17



Pure Gray  
34

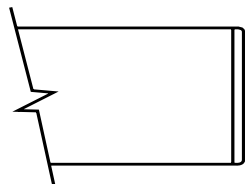


Ivory  
44



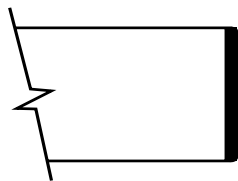
Heathered Granite  
71

Standard profile



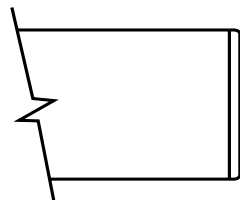
Flat-1

"W" "G"  
"W" 2mm Hardwood Band  
"G" Matching 2mm PVC Band



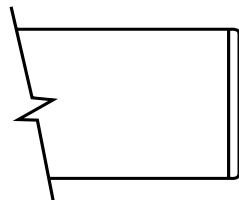
Flat-2

"W" "G" "M"  
2mm Black  
PVC Band



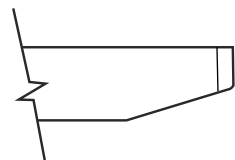
Flat-3

"W" "G" "M"  
2mm White  
PVC Band



Flat-4

"M"  
2mm Matching PVC Band



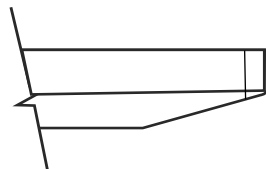
Cliff-1

"W" "G"  
"W" 2mm Hardwood Band  
"G" Matching 2mm PVC Band  
Cutback is finished to match top



Cliff-2

"W" "G"  
2mm Black PVC Band  
Cutback is finished to match top



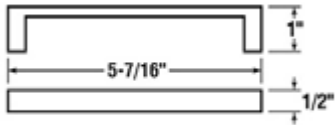
Cliff-3

"W" "G"  
2mm White PVC Band  
Cutback is finished to match top

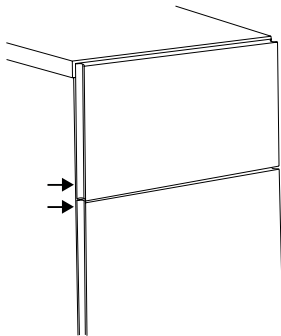
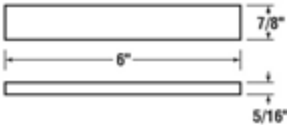
Honey pulls come standard in PL-115 matte black. Optional pulls available when specified.



PL-115 Matte Black  
PL-116 Matte Nickel



PL-210 Anodized Aluminum



finger pull side view  
(Not available on TFL products)

TM50  
Black  
1-5/8" Dia.




Grommets (vertical surface)

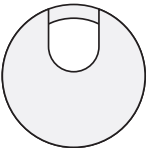
Standard Location - \$50 ea.  
- Black Plastic Vertical Surface: TM50-C (Bottom Center)

Non-Standard Location - \$95 ea.  
- Black Plastic Vertical Surface: TM50-NS

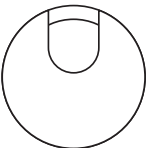
TM30  
Black  
1-5/8" Dia.



TM31  
Silver  
1-5/8" Dia.



TM34  
White  
1-5/8" Dia.



Optional grommets

Factory Installed

Grommets (Standard Location)  
Specify Color and Left/Right - \$50 ea.  
- Black: TM30-R (Right), TM30-L (Left)  
- Silver: TM31-R (Right), TM31-L (Left)  
- White: TM34-R (Right), TM34-L (Left)

## Grain direction


All top parts, storage credenzas, pedestals and towers come with horizontal grain.

## Worksurfaces



Desk/Credenza

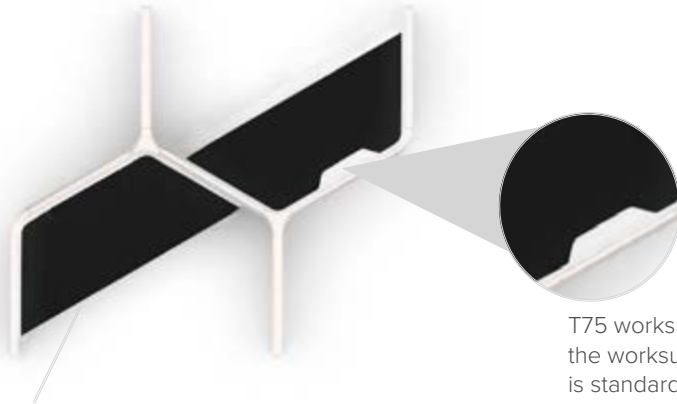
Honey panels feature an integrated power system that daisy chains through panels to power workstations. The system features 8 wires, 4 circuits, (1 dedicated circuit), 20 amps each. Hardwired systems feature (13) duplex receptacles per circuit, (52) 15 amp duplex receptacles per power infeed maximum. The Honey power system is UL Listed as a manufactured wiring system.





## Honey cutout

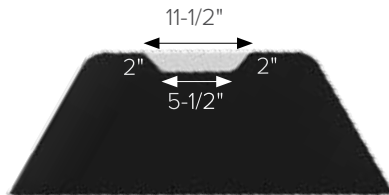
Honey worksurfaces feature a standard T75 wire management cutout to drop wires below the worksurface.



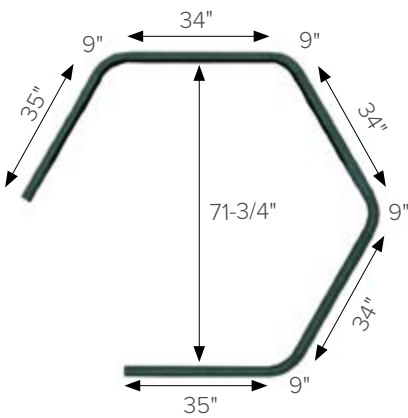
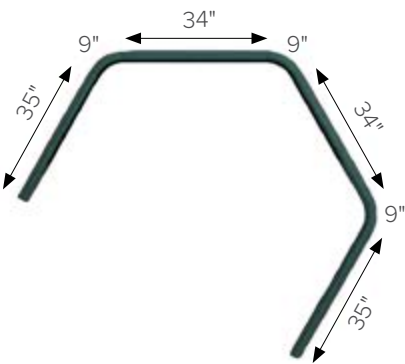
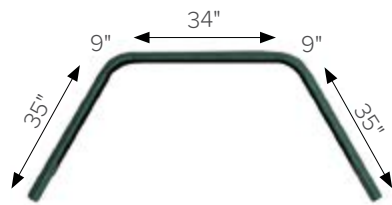
T75D option is available to delete cutout on worksurfaces at no charge. Please specify when ordering.

T75 worksurface cutout to drop wires below the worksurface to power access. Wire cutout is standard on all typicals.

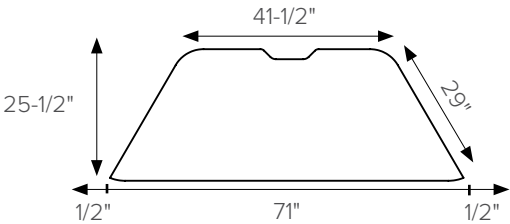
## Honey T75 dimensions



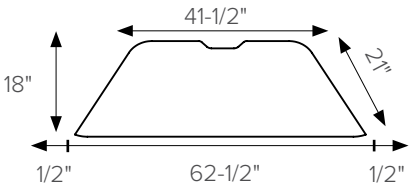
Panel workstation dimensions



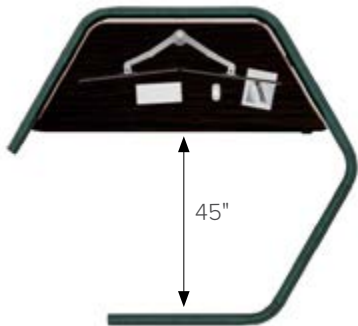
Height adjustable worksurface dimensions



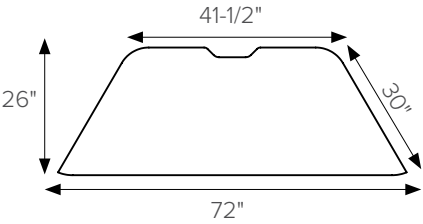
72" Height Adjustable Worksurface



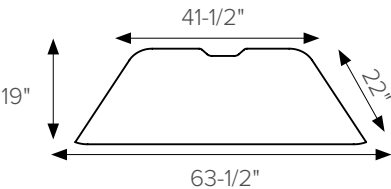
63-1/2" Height Adjustable Worksurface



Fixed worksurface dimensions

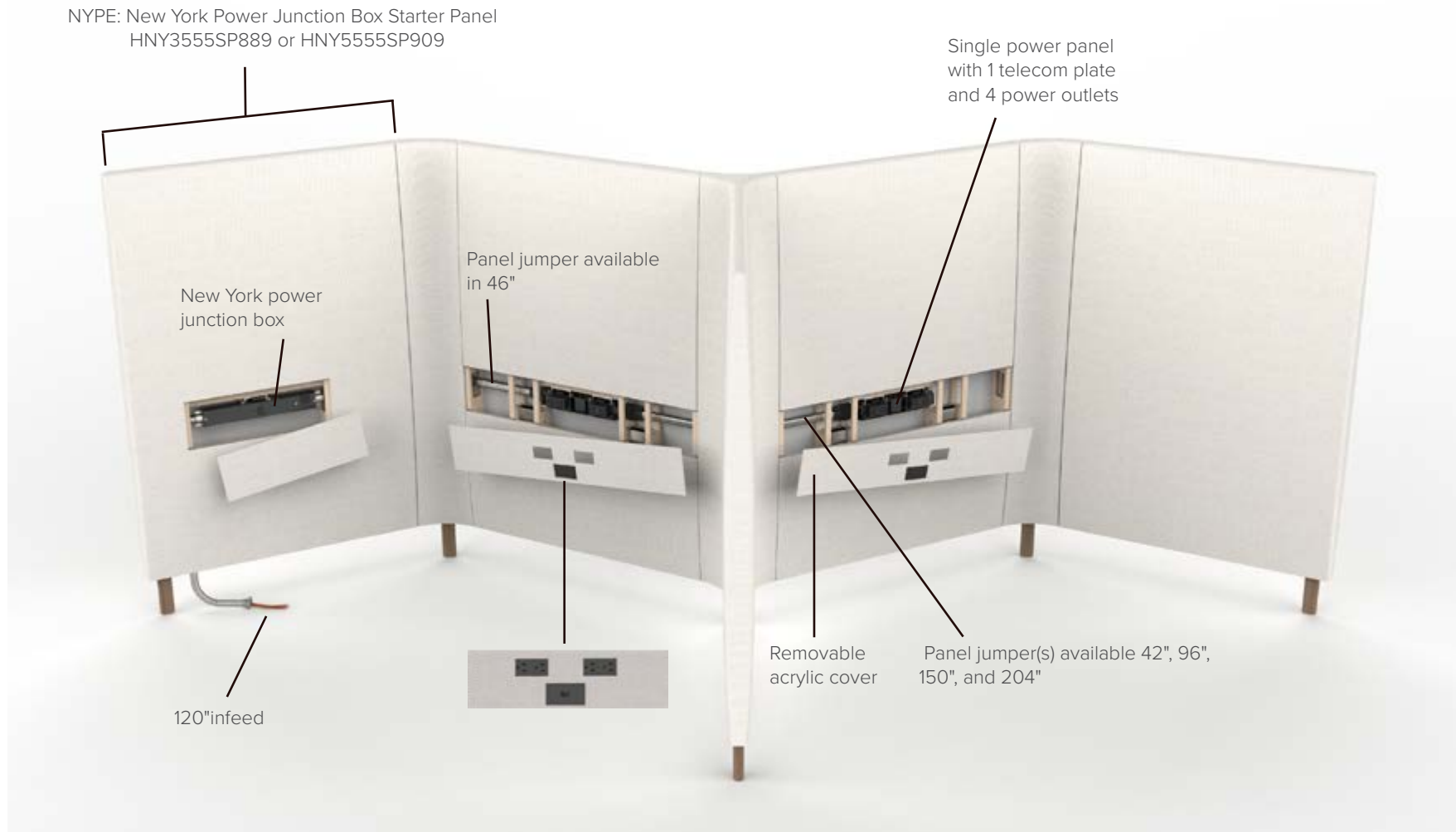


72" Fixed Worksurface



63-1/2" Fixed Height Worksurface

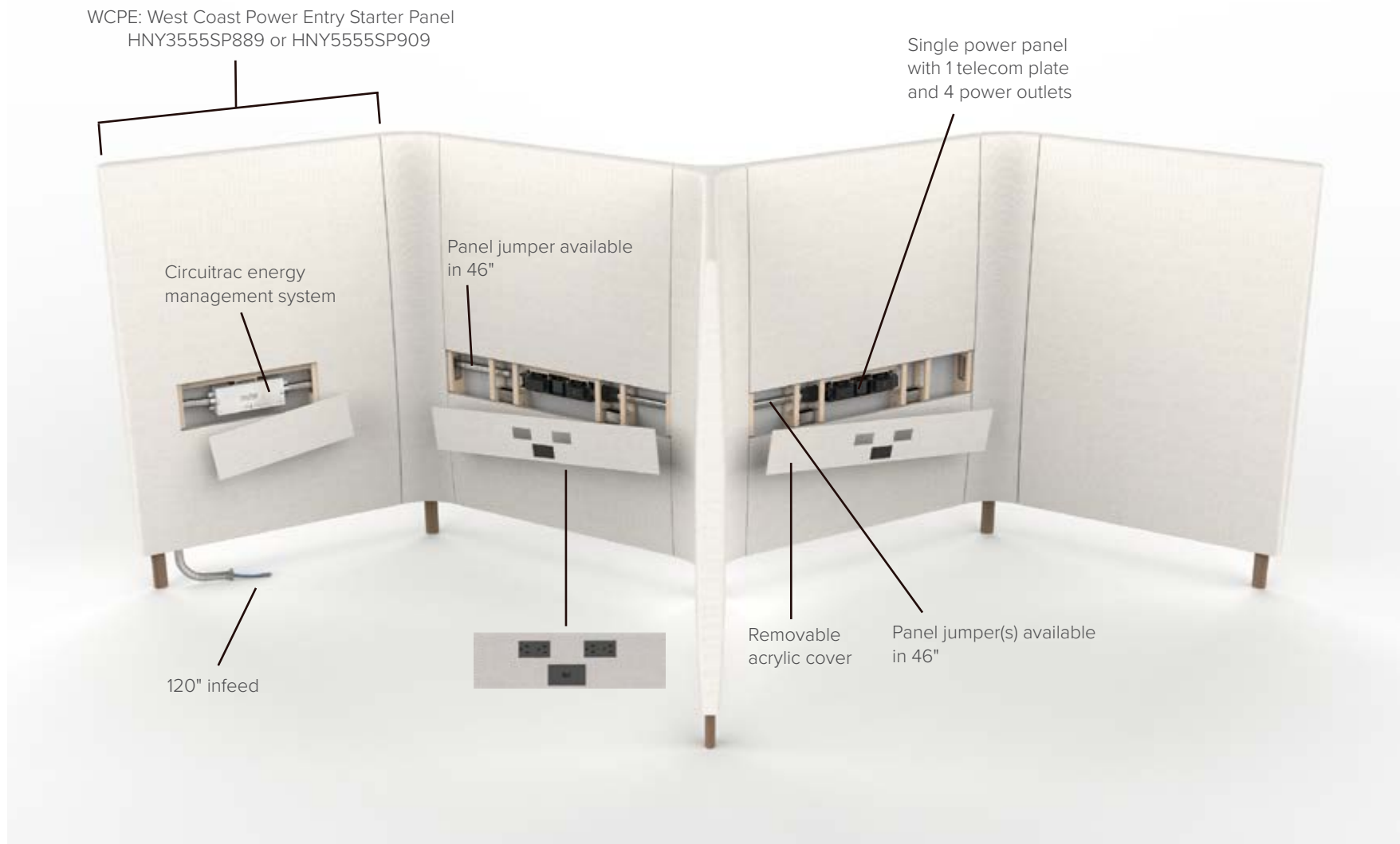
Honey workstations can be specified to meet New York electrical requirements. A flexible infeed, junction box and removable acrylic cover is included when specifying New York Power. The infeed and junction box are required to be on the Starter Panel at the first workstation next to a Single or Double Sided Power Panel. The customer will need to specify if the removable cover will need to be on the inside or outside of the workstation Starter Panel. NYPE: New York Power - \$425 list.



When selecting NYPE: New York Power Entry option, use with starter panel HNY3555SP889 or HNY5555SP909. NYPE only needs to be selected once per contiguous grouping of Honey panels.

\*Please check with general contractor to see if NYPE: New York Power option is required.

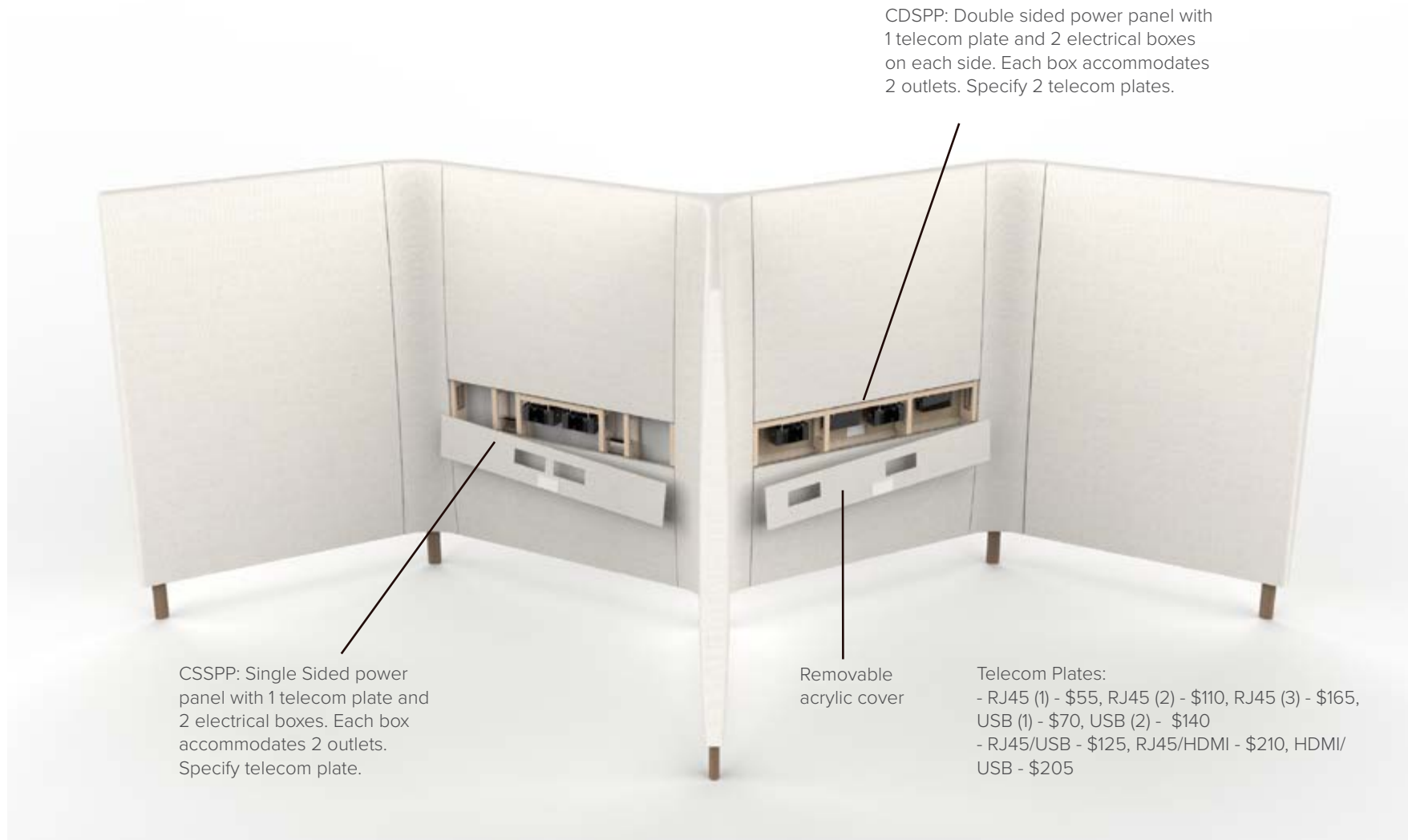
Honey workstations can be specified to meet West Coast electrical requirements. A Circuitrac energy management system and flexible infeed is included and must be specifying on a Starter Panel at the first workstation next to a Single or Double Sided Power Panel. The customer will need to specify if the removable cover will need to be on the inside or outside of the workstation Starter Panel. WCPE: West Coast Power - \$2,695.



When selecting WCPE: West Coast Power Entry option, use with starter panel HNY3555SP889 or HNY5555SP909. WCPE only needs to be selected once per contiguous grouping of Honey panels.

\*Please check with general contractor to see if WCPE: West Coast Power option is required.

Honey workstations can be specified with a Single or Double Sided Power Panel to meet Chicago electrical requirements. Chicago Power Panels include an electrical box inside Power Panels for a local electrician to wire receptacles and connectors. CSSPP: Single Sided Power Panel - \$25. CDSPP: Double Sided Power Panel - \$50.



\*Please check with general contractor to see if Chicago Power is required.


Interior drawer dimensions

UNIT DEPTH	DRAWER TYPE	OVERALL DIMENSIONS			INTERIOR DRAWER DIMENSIONS			NOTES
		W	D	H	W	D	H	
15-5/8" Letter	18" Box	13-1/8	16-1/16	4	12-1/8	15-1/16	3-7/16	Units less than 72"
	18" File	13-1/8	16-1/16	9-13/16	12-1/8	15-1/16	9-5/16	Units less than 72"
	10" Box	7-1/2	16-1/16	4	6-1/2	15-1/16	3-7/16	
	10" File	7-1/2	16-1/16	9-13/16	6-1/2	15-1/16	9-5/16	

Filing reference

Filing for 10" depth units

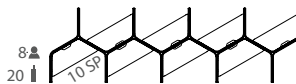
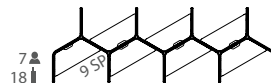
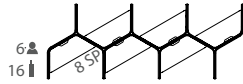
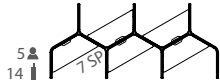
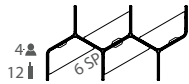
7-1/2" Wide File Drawer - 16 1/16" Deep



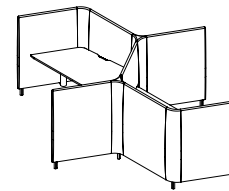
Letter Side to Side  
Mobile Pedestal and Tower



Number of Feet per Typical (MTL10 Option)    "SP" Number of Starter Panels per Typical (RSP Option)



2



1 Select Model  
w" x d" x h"

Weight	Standard Veneer Top Upholstered Panels - COM\$
340 x 101 x 55	71
303 x 101 x 55	64
265 x 101 x 55	56
228 x 101 x 55	49
191 x 101 x 55	41
153 x 101 x 55	34
116 x 101 x 55	26

[Click here for Graded In Pricing](#)

2 Select Finish

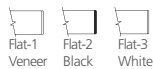
Click to view finishes

3 Select Feet Finish

Click to view finishes

4 Select Edge

Click to view edges



Premium Veneer Top Upholstered Panels - COM\$

"P" Option N/A
"P" Option N/A
"P" Option N/A
"P" Option N/A
"P" Option N/A
"P" Option N/A
"P" Option N/A

High Pressure Laminate Top Upholstered Panels - COM\$

HNY340101HA573G	60889
HNY303101HA573G	53749
HNY265101HA573G	46900
HNY228101HA573G	39760
HNY191101HA573G	32911
HNY153101HA573G	25771
HNY116101HA573G	18922

Click to view finishes



Thermally Fused Laminate Top Upholstered Panels - COM\$

HNY340101HA573M	57713
HNY303101HA573M	50970
HNY265101HA573M	44518
HNY228101HA573M	37775
HNY191101HA573M	31323
HNY153101HA573M	24580
HNY116101HA573M	18128

Click to view finishes



[Click here to view statement of line](#)

Product Features

- 5" Solid wood feet - oval shape, ships KD
- 4 Power outlets with 1 telecom plate, see options below for telecom plate
- Adjustable height from 27" to 47.5" with a maximum weight capacity of 275 lbs. Lift standard in MFW White, optional MFB Black
- HNY7125WT163 Height Adjustable worksurfaces are included
- Wire management tray attaches to worksurface top, standard in MFW White, see premium Metal Finish for options
- T75 worksurface wire cutout is standard on all worksurfaces.(T75D: Delete cutout is optional)

Notes

- 1" Gap between worksurface and panels to drop wires below worksurface
- Metal parts include 5 year warranty
- Programmable height adjustable mechanism, motor includes 2 year warranty

Options

Accessories

- K28: Articulating Keyboard w/ Mouse - \$390
- K31-SK: Center drawer w/ skirt - \$310
- K31: Center drawer w/o skirt - \$205

Concealed Floor Power Infeed Cover

- PCEB: White Metal Finish concealed floor power infeed cover - \$150

Metal Feet

- MTL10: Replace solid wood feet with metal feet, standard MFW White - \$55 ea

Premium Metal Finish

- See Front of Price List for Premium Metal Finish Options
- Premium Metal Finish for WMT Wire Management Tray - \$75 ea
- Premium Metal Finish for MTL10 Metal Feet - \$20 ea
- Premium Metal Finish for PCEB Concealed Floor Power Infeed Cover - \$35

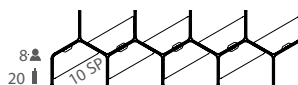
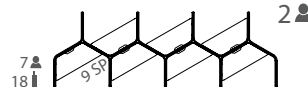
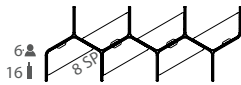
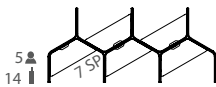
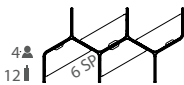
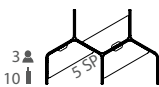
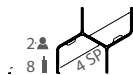
Starter Panel

- RSP: Substitute round starter panel in place of flat starter panel. Must substitute all starters, priced per starter panel - \$83 each. See HNY3555SP888


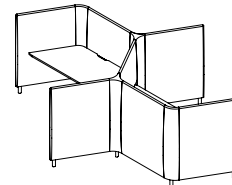
Telecom Plates

- Each power unit has 1 plate. All telecom connectors sold separately.
- RJ45 (1) - \$55, RJ45 (2) - \$110, RJ45 (3) - \$165, USB (1) - \$70, USB (2) - \$140, RJ45/USB - \$125, RJ45/HDMI - \$210, HDMI/USB - \$205





2



Number of Feet per Typical (MTL10 Option) "SP" Number of Starter Panels per Typical (RSP Option)

1 Select Model  
w" x d" x h"

Weight

Standard Veneer Top  
Upholstered Panels - COM\$

340 x 101 x 55	71	8	HN340101FP573W	42041
303 x 101 x 55	64	7	HN303101FP573W	37257
265 x 101 x 55	56	6	HN265101FP573W	32764
228 x 101 x 55	49	5	HN228101FP573W	27980
191 x 101 x 55	41	4	HN191101FP573W	23487
153 x 101 x 55	34	3	HN153101FP573W	18703
116 x 101 x 55	26	2	HN116101FP573W	14210

Premium Veneer Top  
Upholstered Panels - COM\$

"P" Option N/A  
"P" Option N/A  
"P" Option N/A  
"P" Option N/A  
"P" Option N/A  
"P" Option N/A  
"P" Option N/A

High Pressure Laminate Top  
Upholstered Panels - COM\$

HN340101FP573G 40305  
HN303101FP573G 35738  
HN265101FP573G 31462  
HN228101FP573G 26895  
HN191101FP573G 22619  
HN153101FP573G 18052  
HN116101FP573G 13776

Thermally Fused Laminate Top  
Upholstered Panels - COM\$

HN340101FP573M 37001  
HN303101FP573M 32847  
HN265101FP573M 28984  
HN228101FP573M 24830  
HN191101FP573M 20967  
HN153101FP573M 16813  
HN116101FP573M 12950

[Click here to view statement of line](#)

Product Features

- HNY7226WT162 Fixed Desk Height worksurfaces, 29" worksurface height
- 5" Solid wood feet - oval shape
- 4 Power outlets with 1 telecom plate, see options below for telecom plate
- Ships KD
- Wire management tray attaches to worksurface top, standard in MFW White, see premium Metal Finish for options
- Hardwire infeed and jumpers are included in workstations
- T75 worksurface wire cutout is standard on all worksurfaces.(T75D: Delete cutout is optional)

Options

Accessories

- K28: Articulating Keyboard w/ Mouse - \$390
- K31-SK: Center drawer w/ skirt - \$310
- K31: Center drawer w/o skirt - \$205

Concealed Floor Power Infeed Cover

- PCEB: White Metal Finish concealed floor power infeed cover - \$150

Metal Feet

- MTL10: Replace solid wood feet with metal feet, standard MFW White - \$55 ea

Premium Metal Finish

- See Front of Price List for Premium Metal Finish Options
- Premium Metal Finish for WMT Wire Management Tray - \$75 ea
- Premium Metal Finish for MTL10 Metal Feet - \$20 ea
- Premium Metal Finish for PCEB Concealed Floor Power Infeed Cover - \$35

Starter Panel

- RSP: Substitute round starter panel in place of flat starter panel. Must substitute all starters, priced per starter panel - \$83 each. See HNY3555SP888

Telecom Plates

- Each power unit has 1 plate. All telecom connectors sold separately.
- RJ45 (1) - \$55, RJ45 (2) - \$110, RJ45 (3) - \$165, USB (1) - \$70, USB (2) - \$140, RJ45/USB - \$125, RJ45/HDMI - \$210, HDMI/USB - \$205

Worksurface Height

- THL-42: Modify worksurface height to bar height - N/C

[Click here for Graded In Pricing](#)

2 Select Finish

[Click to view finishes](#)

[Click to view finishes](#)

[Click to view finishes](#)

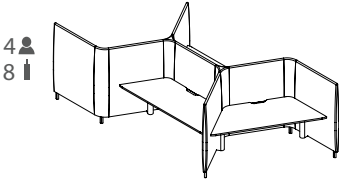
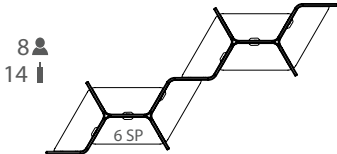
3 Select Feet Finish

[Click to view finishes](#)

4 Select Edge

[Click to view edges](#)





Number of Feet per Typical (MTL10 Option) "SP" Number of Starter Panels per Typical (RSP Option)

1 Select Model	Weight	Standard Veneer Top Upholstered Panels - COM\$	Premium Veneer Top Upholstered Panels - COM\$	High Pressure Laminate Top Upholstered Panels - COM\$	Thermally Fused Laminate Top Upholstered Panels - COM\$
w" x d" x h"					
295 x 153 x 55	49	8 HNY295153HA575W 54264	"P" Option N/A	HNY295153HA575G 52592	HNY295153HA575M 49416
166 x 78 x 55	26	4 HNY16678HA575W 27665	"P" Option N/A	HNY16678HA575G 26829	HNY16678HA575M 25241
Click to view finishes					
3 Select Feet Finish					
Click to view finishes					
4 Select Edge					
Click to view edges					

[Click here to view statement of line](#)

Product Features

- 5" Solid wood feet - oval shape, ships KD
- 4 Power outlets with 1 telecom plate, see options below for telecom plate
- Adjustable height from 27" to 47.5" with a maximum weight capacity of 275 lbs. Lift standard in MFW White, optional MFB Black
- HNY7125WT163 Height Adjustable worksurfaces are included
- Wire management tray attaches to worksurface top, standard in MFW White, see premium Metal Finish for options
- T75 worksurface wire cutout is standard on all worksurfaces.(T75D: Delete cutout is optional)

Notes

- 1" Gap between worksurface and panels to drop wires below worksurface
- Metal parts include 5 year warranty
- Programmable height adjustable mechanism, motor includes 2 year warranty

Options

Accessories

- K28: Articulating Keyboard w/ Mouse - \$390
- K31-SK: Center drawer w/ skirt - \$310
- K31: Center drawer w/o skirt - \$205

Concealed Floor Power Infeed Cover

- PCEB: White Metal Finish concealed floor power infeed cover - \$150

Metal Feet

- MTL10: Replace solid wood feet with metal feet, standard MFW White - \$55 ea

Premium Metal Finish


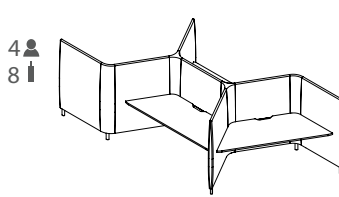
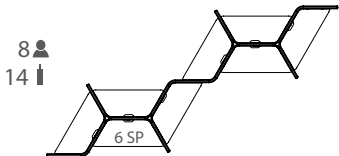
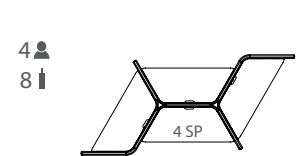
- See Front of Price List for Premium Metal Finish Options
- Premium Metal Finish for WMT Wire Management Tray - \$75 ea
- Premium Metal Finish for MTL10 Metal Feet - \$20 ea
- Premium Metal Finish for PCEB Concealed Floor Power Infeed Cover - \$35

Starter Panel

- RSP: Substitute round starter panel in place of flat starter panel. Must substitute all starters, priced per starter panel - \$83 each. See HNY3555SP888

Telecom Plates

- Each power unit has 1 plate. All telecom connectors sold separately.
- RJ45 (1) - \$55, RJ45 (2) - \$110, RJ45 (3) - \$165, USB (1) - \$70, USB (2) - \$140, RJ45/USB - \$125, RJ45/HDMI - \$210, HDMI/USB - \$205



Number of Feet per Typical (MTL10 Option)    "SP" Number of Starter Panels per Typical (RSP Option)

1 Select Model w" x d" x h"	Weight	Standard Veneer Top Upholstered Panels - COM\$	Premium Veneer Top Upholstered Panels - COM\$	High Pressure Laminate Top Upholstered Panels - COM\$	Thermally Fused Laminate Top Upholstered Panels - COM\$
295 x 153 x 55	49	8 HNY295153FP575W 33744	"P" Option N/A	HNY295153FP575G 32008	HNY295153FP575M 28704
166 x 78 x 55	26	4 HNY16678FP575W 17405	"P" Option N/A	HNY16678FP575G 16537	HNY16678FP575M 14885

Click to view finishes

Click to view finishes

Click to view finishes

3 Select Feet Finish  
Click to view finishes

Click to view edges

Cliff-1 Veneer

Cliff-2 Black

Cliff-3 White

Flat-1 Veneer

Flat-2 Black

Flat-3 White

Cliff-1 Matching

Cliff-2 Black

Cliff-3 White

Flat-1 Matching

Flat-2 Black

Flat-3 White

Flat-2 Black

Flat-3 White

Flat-4 Matching

Click here to view statement of line

### Product Features

- HNY7226WT162 Fixed Desk Height worksurfaces, 29" worksurface height
- 5" Solid wood feet - oval shape
- 4 Power outlets with 1 telecom plate, see options below for telecom plate
- Ships KD
- Wire management tray attaches to worksurface top, standard in MFW White, see premium Metal Finish for options
- Hardwire infeed and jumpers are included in workstations
- T75 worksurface wire cutout is standard on all worksurfaces.(T75D: Delete cutout is optional)

### Options

#### Accessories

- K28: Articulating Keyboard w/ Mouse - \$390
- K31-SK: Center drawer w/ skirt - \$310
- K31: Center drawer w/o skirt - \$205

#### Concealed Floor Power Infeed Cover

- PCEB: White Metal Finish concealed floor power infeed cover - \$150

#### Metal Feet

- MTL10: Replace solid wood feet with metal feet, standard MFW White - \$55 ea

#### Premium Metal Finish

- See Front of Price List for Premium Metal Finish Options
- Premium Metal Finish for WMT Wire Management Tray - \$75 ea
- Premium Metal Finish for MTL10 Metal Feet - \$20 ea
- Premium Metal Finish for PCEB Concealed Floor Power Infeed Cover - \$35

#### Starter Panel

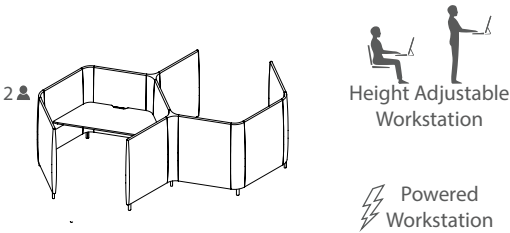
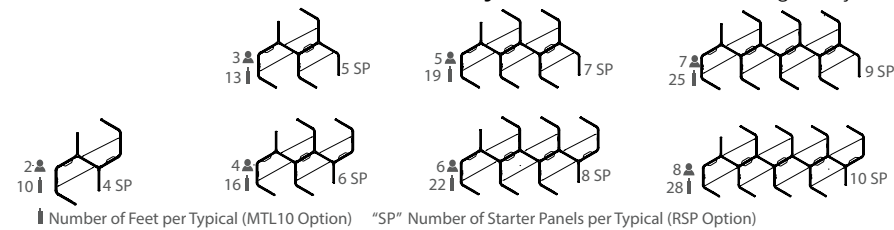
- RSP: Substitute round starter panel in place of flat starter panel. Must substitute all starters, priced per starter panel - \$83 each. See HNY3555SP888

#### Telecom Plates

- Each power unit has 1 plate. All telecom connectors sold separately.
- RJ45 (1) - \$55, RJ45 (2) - \$110, RJ45 (3) - \$165, USB (1) - \$70, USB (2) - \$140, RJ45/USB - \$125, RJ45/HDMI - \$210, HDMI/USB - \$205

#### Worksurface Height

- THL-42: Modify worksurface height to bar height - N/C



1 Select Model  
w" x d" x h"

Weight	Standard Veneer Top Upholstered Panels - COM\$
340 x 150 x 55	103 8 HNY340150HA580W 76865
303 x 150 x 55	92 7 HNY303150HA580W 67728
265 x 150 x 55	80 6 HNY265150HA580W 58882
228 x 150 x 55	69 5 HNY228150HA580W 49745
191 x 150 x 55	57 4 HNY191150HA580W 40899
153 x 150 x 55	46 3 HNY153150HA580W 31762
116 x 150 x 55	34 2 HNY116150HA580W 22916

[Click here for Graded In Pricing](#)

2 Select Finish

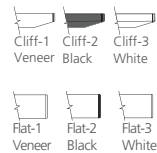
Click to view finishes

3 Select Feet Finish

Click to view finishes

4 Select Edge

Click to view edges



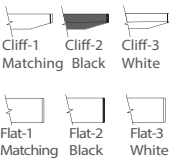
Premium Veneer Top Upholstered Panels - COM\$

"P" Option N/A
"P" Option N/A
"P" Option N/A
"P" Option N/A
"P" Option N/A
"P" Option N/A
"P" Option N/A

High Pressure Laminate Top Upholstered Panels - COM\$

HNY340150HA580G 75193
HNY303150HA580G 66265
HNY265150HA580G 57628
HNY228150HA580G 48700
HNY191150HA580G 40063
HNY153150HA580G 31135
HNY116150HA580G 22498

Click to view finishes



Thermally Fused Laminate Top Upholstered Panels - COM\$

HNY340150HA580M 72017
HNY303150HA580M 63486
HNY265150HA580M 55246
HNY228150HA580M 46715
HNY191150HA580M 38475
HNY153150HA580M 29944
HNY116150HA580M 21704

Click to view finishes



[Click here to view statement of line](#)

Product Features

- 5" Solid wood feet - oval shape, ships KD
- 4 Power outlets with 1 telecom plate, see options below for telecom plate
- Adjustable height from 27" to 47.5" with a maximum weight capacity of 275 lbs. Lift standard in MFW White, optional MFB Black
- HNY7125WT163 Height Adjustable worksurfaces are included
- Wire management tray attaches to worksurface top, standard in MFW White, see premium Metal Finish for options
- T75 worksurface wire cutout is standard on all worksurfaces.(T75D: Delete cutout is optional)

Notes

- 1" Gap between worksurface and panels to drop wires below worksurface
- Metal parts include 5 year warranty
- Programmable height adjustable mechanism, motor includes 2 year warranty

Options

Accessories

- K28: Articulating Keyboard w/ Mouse - \$390
- K31-SK: Center drawer w/ skirt - \$310
- K31: Center drawer w/o skirt - \$205

Concealed Floor Power Infeed Cover

- PCEB: White Metal Finish concealed floor power infeed cover - \$150

Metal Feet

- MTL10: Replace solid wood feet with metal feet, standard MFW White - \$55 ea

Premium Metal Finish

- See Front of Price List for Premium Metal Finish Options
- Premium Metal Finish for WMT Wire Management Tray - \$75 ea
- Premium Metal Finish for MTL10 Metal Feet - \$20 ea
- Premium Metal Finish for PCEB Concealed Floor Power Infeed Cover - \$35

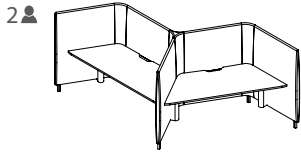
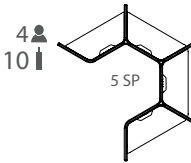
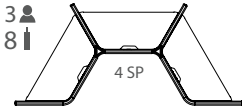
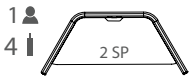
Starter Panel

- RSP: Substitute round starter panel in place of flat starter panel. Must substitute all starters, priced per starter panel - \$83 each. See HNY3555SP888

Telecom Plates

- Each power unit has 1 plate. All telecom connectors sold separately.
- RJ45 (1) - \$55, RJ45 (2) - \$110, RJ45 (3) - \$165, USB (1) - \$70, USB (2) - \$140, RJ45/USB - \$125, RJ45/HDMI - \$210, HDMI/USB - \$205





Number of Feet per Typical (MTL10 Option)    "SP" Number of Starter Panels per Typical (RSP Option)

1 Select Model  
w" x d" x h"

Weight		Standard Veneer Top Upholstered Panels - COM\$
166 x 145 x 55	34	4 HNY166145HA582W 30857
166 x 74 x 55	26	3 HNY16674HA582W 23578
125 x 74 x 55	19	2 HNY12574HA582W 16299
85 x 37 x 55	11	1 HNY8537HA582W 9020

Premium Veneer Top Upholstered Panels - COM\$

"P" Option N/A  
"P" Option N/A  
"P" Option N/A  
"P" Option N/A

High Pressure Laminate Top Upholstered Panels - COM\$

HNY166145HA582G	30021
HNY16674HA582G	22951
HNY12574HA582G	15881
HNY8537HA582G	8811

Thermally Fused Laminate Top Upholstered Panels - COM\$

HNY166145HA582M	28433
HNY16674HA582M	21760
HNY12574HA582M	15087
HNY8537HA582M	8414

[Click here for Graded In Pricing](#)

2 Select Finish

Click to view finishes

Click to view finishes

Click to view finishes

3 Select Feet Finish

Click to view finishes

4 Select Edge

Click to view edges



[Click here to view statement of line](#)

Product Features

- 5" Solid wood feet - oval shape, ships KD
- 4 Power outlets with 1 telecom plate, see options below for telecom plate
- Adjustable height from 27" to 47.5" with a maximum weight capacity of 275 lbs. Lift standard in MFW White, optional MFB Black
- HNY7125WT163 Height Adjustable worksurfaces are included
- Wire management tray attaches to worksurface top, standard in MFW White, see premium Metal Finish for options
- T75 worksurface wire cutout is standard on all worksurfaces.(T75D: Delete cutout is optional)

Notes

- 1" Gap between worksurface and panels to drop wires below worksurface
- Metal parts include 5 year warranty
- Programmable height adjustable mechanism, motor includes 2 year warranty

Options

Accessories

- K28: Articulating Keyboard w/ Mouse - \$390
- K31-SK: Center drawer w/ skirt - \$310
- K31: Center drawer w/o skirt - \$205

Concealed Floor Power Infeed Cover

- PCEB: White Metal Finish concealed floor power infeed cover - \$150

Metal Feet

- MTL10: Replace solid wood feet with metal feet, standard MFW White - \$55 ea

Premium Metal Finish


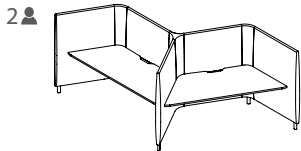
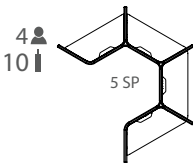
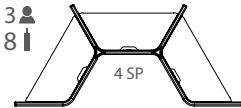
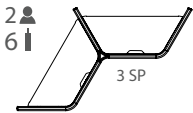
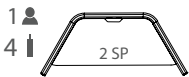
- See Front of Price List for Premium Metal Finish Options
- Premium Metal Finish for WMT Wire Management Tray - \$75 ea
- Premium Metal Finish for MTL10 Metal Feet - \$20 ea
- Premium Metal Finish for PCEB Concealed Floor Power Infeed Cover - \$35

Starter Panel

- RSP: Substitute round starter panel in place of flat starter panel. Must substitute all starters, priced per starter panel - \$83 each. See HNY3555SP888

Telecom Plates

- Each power unit has 1 plate. All telecom connectors sold separately.
- RJ45 (1) - \$55, RJ45 (2) - \$110, RJ45 (3) - \$165, USB (1) - \$70, USB (2) - \$140, RJ45/USB - \$125, RJ45/HDMI - \$210, HDMI/USB - \$205



Number of Feet per Typical (MTL10 Option)    "SP" Number of Starter Panels per Typical (RSP Option)

1 Select Model  
w" x d" x h"

Weight	Standard Veneer Top Upholstered Panels - COM\$
166 x 145 x 55	34 4 HNY166145FP582W 20597
166 x 74 x 55	26 3 HNY16674FP582W 15883
125 x 74 x 55	19 2 HNY12574FP582W 11169
85 x 37 x 55	11 1 HNY8537FP582W 6455

Premium Veneer Top Upholstered Panels - COM\$

"P" Option N/A
"P" Option N/A
"P" Option N/A
"P" Option N/A

High Pressure Laminate Top Upholstered Panels - COM\$

HNY166145FP582G 149729
HNY16674FP582G 15232
HNY12574FP582G 10735
HNY8537FP582G 6238

Thermally Fused Laminate Top Upholstered Panels - COM\$

HNY166145FP582M 18077
HNY16674FP582M 13993
HNY12574FP582M 9909
HNY8537FP582M 5825

[Click here to view statement of line](#)

Product Features

- HNY7226WT162 Fixed Desk Height worksurfaces, 29" worksurface height
- 5" Solid wood feet - oval shape
- 4 Power outlets with 1 telecom plate, see options below for telecom plate
- Ships KD
- Wire management tray attaches to worksurface top, standard in MFW White, see premium Metal Finish for options
- Hardwire infeed and jumpers are included in workstations
- T75 worksurface wire cutout is standard on all worksurfaces.(T75D: Delete cutout is optional)

Options

Accessories

- K28: Articulating Keyboard w/ Mouse - \$390
- K31-SK: Center drawer w/ skirt - \$310
- K31: Center drawer w/o skirt - \$205

Concealed Floor Power Infeed Cover

- PCEB: White Metal Finish concealed floor power infeed cover - \$150

Metal Feet

- MTL10: Replace solid wood feet with metal feet, standard MFW White - \$55 ea

Premium Metal Finish

- See Front of Price List for Premium Metal Finish Options
- Premium Metal Finish for WMT Wire Management Tray - \$75 ea
- Premium Metal Finish for MTL10 Metal Feet - \$20 ea
- Premium Metal Finish for PCEB Concealed Floor Power Infeed Cover - \$35

Starter Panel

- RSP: Substitute round starter panel in place of flat starter panel. Must substitute all starters, priced per starter panel - \$83 each. See HNY3555SP888

Telecom Plates

- Each power unit has 1 plate. All telecom connectors sold separately.
- RJ45 (1) - \$55, RJ45 (2) - \$110, RJ45 (3) - \$165, USB (1) - \$70, USB (2) - \$140, RJ45/USB - \$125, RJ45/HDMI - \$210, HDMI/USB - \$205

Worksurface Height

- THL-42: Modify worksurface height to bar height - N/C

[Click here for Graded In Pricing](#)

2 Select Finish

[Click to view finishes](#)

[Click to view finishes](#)

[Click to view finishes](#)

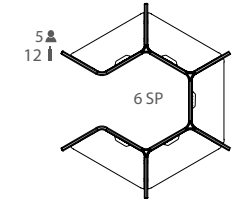
3 Select Feet Finish

[Click to view finishes](#)

4 Select Edge

[Click to view edges](#)





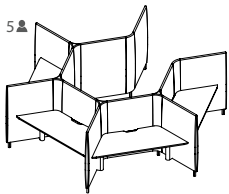
Number of Feet per Typical (MTL10 Option)    "SP" Number of Starter Panels per Typical (RSP Option)

1 Select Model	Weight	Standard Veneer Top Upholstered Panels - COM\$
w" x d" x h"		
166 x 145 x 55	41	5 HNY166145HA583W 38136

Premium Veneer Top Upholstered Panels - COM\$
"P" Option N/A

High Pressure Laminate Top Upholstered Panels - COM\$
HNY166145HA583G 37091

Thermally Fused Laminate Top Upholstered Panels - COM\$
HNY166145HA583M 35106



[Click here to view statement of line](#)

### Product Features

- 5" Solid wood feet - oval shape, ships KD
- 4 Power outlets with 1 telecom plate, see options below for telecom plate
- Adjustable height from 27" to 47.5" with a maximum weight capacity of 275 lbs. Lift standard in MFW White, optional MFB Black
- HNY7125WT163 Height Adjustable worksurfaces are included
- Wire management tray attaches to worksurface top, standard in MFW White, see premium Metal Finish for options
- T75 worksurface wire cutout is standard on all worksurfaces.(T75D: Delete cutout is optional)

### Notes

- 1" Gap between worksurface and panels to drop wires below worksurface
- Metal parts include 5 year warranty
- Programmable height adjustable mechanism, motor includes 2 year warranty

### Options

#### Accessories

- K28: Articulating Keyboard w/ Mouse - \$390
- K31-SK: Center drawer w/ skirt - \$310
- K31: Center drawer w/o skirt - \$205

#### Concealed Floor Power Infeed Cover

- PCEB: White Metal Finish concealed floor power infeed cover - \$150

#### Metal Feet

- MTL10: Replace solid wood feet with metal feet, standard MFW White - \$55 ea

#### Premium Metal Finish

- See Front of Price List for Premium Metal Finish Options
- Premium Metal Finish for WMT Wire Management Tray - \$75 ea
- Premium Metal Finish for MTL10 Metal Feet - \$20 ea
- Premium Metal Finish for PCEB Concealed Floor Power Infeed Cover - \$35

#### Starter Panel

- RSP: Substitute round starter panel in place of flat starter panel. Must substitute all starters, priced per starter panel - \$83 each. See HNY3555SP888

#### Telecom Plates

- Each power unit has 1 plate. All telecom connectors sold separately.
- RJ45 (1) - \$55, RJ45 (2) - \$110, RJ45 (3) - \$165, USB (1) - \$70, USB (2) - \$140, RJ45/USB - \$125, RJ45/HDMI - \$210, HDMI/USB - \$205

[Click here for Graded In Pricing](#)

### 2 Select Finish

[Click to view finishes](#)

[Click to view finishes](#)

[Click to view finishes](#)

### 3 Select Feet Finish

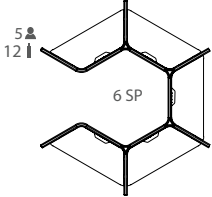
[Click to view finishes](#)

### 4 Select Edge

[Click to view edges](#)







Number of Feet per Typical (MTL10 Option)    "SP" Number of Starter Panels per Typical (RSP Option)

1 Select Model

w" x d" x h"

166 x 145 x 55

Weight

41

Standard Veneer Top  
Upholstered Panels - COM\$

5 HNY166145FP583W 25311

Premium Veneer Top  
Upholstered Panels - COM\$

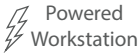
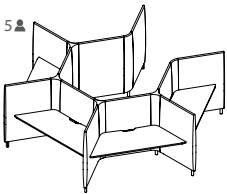
"P" Option N/A

High Pressure Laminate Top  
Upholstered Panels - COM\$

HNY166145FP583G 24226

Thermally Fused Laminate Top  
Upholstered Panels - COM\$

HNY166145FP583M 22161



[Click here to view statement of line](#)

Product Features

- HNY7226WT162 Fixed Desk Height worksurfaces, 29" worksurface height
- 5" Solid wood feet - oval shape
- 4 Power outlets with 1 telecom plate, see options below for telecom plate
- Ships KD
- Wire management tray attaches to worksurface top, standard in MFW White, see premium Metal Finish for options
- Hardwire infeed and jumpers are included in workstations
- T75 worksurface wire cutout is standard on all worksurfaces.(T75D: Delete cutout is optional)

Options

Accessories

- K28: Articulating Keyboard w/ Mouse - \$390
- K31-SK: Center drawer w/ skirt - \$310
- K31: Center drawer w/o skirt - \$205

Concealed Floor Power Infeed Cover

- PCEB: White Metal Finish concealed floor power infeed cover - \$150

Metal Feet

- MTL10: Replace solid wood feet with metal feet, standard MFW White - \$55 ea

Premium Metal Finish

- See Front of Price List for Premium Metal Finish Options
- Premium Metal Finish for WMT Wire Management Tray - \$75 ea
- Premium Metal Finish for MTL10 Metal Feet - \$20 ea
- Premium Metal Finish for PCEB Concealed Floor Power Infeed Cover - \$35

Starter Panel

- RSP: Substitute round starter panel in place of flat starter panel. Must substitute all starters, priced per starter panel - \$83 each. See HNY3555SP888

Telecom Plates

- Each power unit has 1 plate. All telecom connectors sold separately.
- RJ45 (1) - \$55, RJ45 (2) - \$110, RJ45 (3) - \$165, USB (1) - \$70, USB (2) - \$140, RJ45/USB - \$125, RJ45/HDMI - \$210, HDMI/USB - \$205

Worksurface Height

- THL-42: Modify worksurface height to bar height - N/C

[Click here for Graded In Pricing](#)

2 Select Finish

[Click to view finishes](#)

3 Select Feet Finish

[Click to view finishes](#)

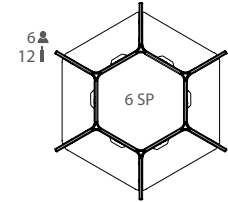
[Click to view finishes](#)

[Click to view finishes](#)

4 Select Edge

[Click to view edges](#)





Number of Feet per Typical (MTL10 Option)    “SP” Number of Starter Panels per Typical (RSP Option)

1 Select Model	Weight	Standard Veneer Top Upholstered Panels - COM\$
w” x d” x h”		
166 x 145 x 55	45	6 HNY166145HA584W 43879

2 Select Finish

Click to view finishes

3 Select Feet Finish

Click to view finishes

4 Select Edge

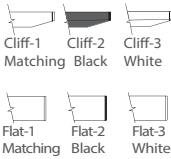
Click to view edges



Premium Veneer Top Upholstered Panels - COM\$
“P” Option N/A

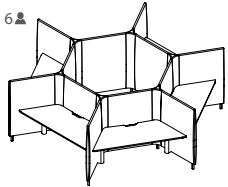
High Pressure Laminate Top Upholstered Panels - COM\$
HNY166145HA584G 42625

Click to view finishes



Thermally Fused Laminate Top Upholstered Panels - COM\$
HNY166145HA584M 40243

Click to view finishes



Click here to view statement of line

Product Features

- 5” Solid wood feet - oval shape, ships KD
- 4 Power outlets with 1 telecom plate, see options below for telecom plate
- Adjustable height from 27” to 47.5” with a maximum weight capacity of 275 lbs. Lift standard in MFW White, optional MFB Black
- HNY7125WT163 Height Adjustable worksurfaces are included
- Wire management tray attaches to worksurface top, standard in MFW White, see premium Metal Finish for options
- T75 worksurface wire cutout is standard on all worksurfaces.(T75D: Delete cutout is optional)

Notes

- 1” Gap between worksurface and panels to drop wires below worksurface
- Metal parts include 5 year warranty
- Programmable height adjustable mechanism, motor includes 2 year warranty

Options

Accessories

- K28: Articulating Keyboard w/ Mouse - \$390
- K31-SK: Center drawer w/ skirt - \$310
- K31: Center drawer w/o skirt - \$205

Concealed Floor Power Infeed Cover

- PCEB: White Metal Finish concealed floor power infeed cover - \$150

Metal Feet

- MTL10: Replace solid wood feet with metal feet, standard MFW White - \$55 ea

Premium Metal Finish

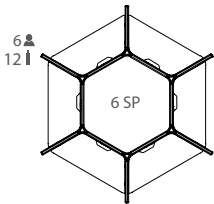
- See Front of Price List for Premium Metal Finish Options
- Premium Metal Finish for WMT Wire Management Tray - \$75 ea
- Premium Metal Finish for MTL10 Metal Feet - \$20 ea
- Premium Metal Finish for PCEB Concealed Floor Power Infeed Cover - \$35

Starter Panel

- RSP: Substitute round starter panel in place of flat starter panel. Must substitute all starters, priced per starter panel - \$83 each. See HNY3555SP888

Telecom Plates

- Each power unit has 1 plate. All telecom connectors sold separately.
- RJ45 (1) - \$55, RJ45 (2) - \$110, RJ45 (3) - \$165, USB (1) - \$70, USB (2) - \$140, RJ45/USB - \$125, RJ45/HDMI - \$210, HDMI/USB - \$205



Number of Feet per Typical (MTL10 Option)    "SP" Number of Starter Panels per Typical (RSP Option)

1 Select Model	Weight	Standard Veneer Top Upholstered Panels - COM\$
w" x d" x h"		
166 x 145 x 55	45	6 HNY166145FP584W 28489

2 Select Finish

Click to view finishes

3 Select Feet Finish

Click to view finishes

4 Select Edge

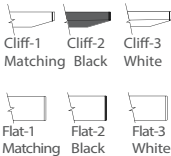
Click to view edges



Premium Veneer Top Upholstered Panels - COM\$
"P" Option N/A

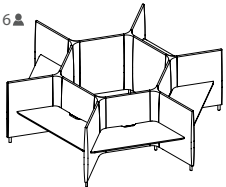
High Pressure Laminate Top Upholstered Panels - COM\$
HNY166145FP584G 27187

Click to view finishes




Thermally Fused Laminate Top Upholstered Panels - COM\$
HNY166145FP584M 24709

Click to view finishes



Fixed Top Workstation



Powered Workstation

Click here to view statement of line

Product Features

- HNY7226WT162 Fixed Desk Height worksurfaces, 29" worksurface height
- 5" Solid wood feet - oval shape
- 4 Power outlets with 1 telecom plate, see options below for telecom plate
- Ships KD
- Wire management tray attaches to worksurface top, standard in MFW White, see premium Metal Finish for options
- Hardwire infeed and jumpers are included in workstations
- T75 worksurface wire cutout is standard on all worksurfaces.(T75D: Delete cutout is optional)

Options

Accessories

- K28: Articulating Keyboard w/ Mouse - \$390
- K31-SK: Center drawer w/ skirt - \$310
- K31: Center drawer w/o skirt - \$205

Concealed Floor Power Infeed Cover

- PCEB: White Metal Finish concealed floor power infeed cover - \$150

Metal Feet

- MTL10: Replace solid wood feet with metal feet, standard MFW White - \$55 ea

Premium Metal Finish

- See Front of Price List for Premium Metal Finish Options
- Premium Metal Finish for WMT Wire Management Tray - \$75 ea
- Premium Metal Finish for MTL10 Metal Feet - \$20 ea
- Premium Metal Finish for PCEB Concealed Floor Power Infeed Cover - \$35

Starter Panel

- RSP: Substitute round starter panel in place of flat starter panel. Must substitute all starters, priced per starter panel - \$83 each. See HNY3555SP888

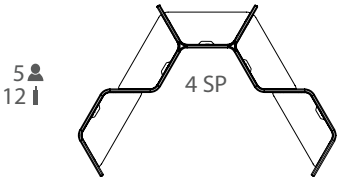
Telecom Plates

- Each power unit has 1 plate. All telecom connectors sold separately.
- RJ45 (1) - \$55, RJ45 (2) - \$110, RJ45 (3) - \$165, USB (1) - \$70, USB (2) - \$140, RJ45/USB - \$125, RJ45/HDMI - \$210, HDMI/USB - \$205

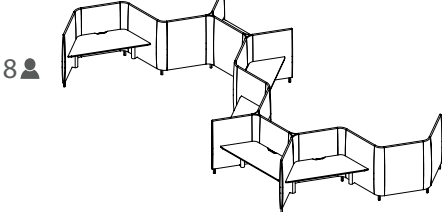
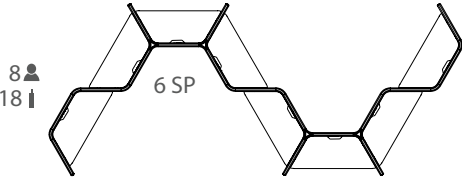
Worksurface Height

- THL-42: Modify worksurface height to bar height - N/C

S-Shaped Workstation Typical  
Desk with Height Adjustable Worksurface



Number of Feet per Typical (MTL10 Option)    "SP" Number of Starter Panels per Typical (RSP Option)



1 Select Model	Weight	Standard Veneer Top Upholstered Panels - COM\$
w" x d" x h"		
347 x 145 x 55	65	8 HNY347145HA586W 61998
217 x 145 x 55	42	5 HNY217145HA586W 39486

Premium Veneer Top Upholstered Panels - COM\$
"P" Option N/A
"P" Option N/A

High Pressure Laminate Top Upholstered Panels - COM\$
HNY347145HA586G 60326
HNY217145HA586G 38441

Thermally Fused Laminate Top Upholstered Panels - COM\$
HNY347145HA586M 57150
HNY217145HA586M 36456

[Click here to view statement of line](#)

Product Features

- 5" Solid wood feet - oval shape, ships KD
- 4 Power outlets with 1 telecom plate, see options below for telecom plate
- Adjustable height from 27" to 47.5" with a maximum weight capacity of 275 lbs. Lift standard in MFW White, optional MFB Black
- HNY7125WT163 Height Adjustable worksurfaces are included
- Wire management tray attaches to worksurface top, standard in MFW White, see premium Metal Finish for options
- T75 worksurface wire cutout is standard on all worksurfaces.(T75D: Delete cutout is optional)

Notes

- 1" Gap between worksurface and panels to drop wires below worksurface
- Metal parts include 5 year warranty
- Programmable height adjustable mechanism, motor includes 2 year warranty

Options

Accessories

- K28: Articulating Keyboard w/ Mouse - \$390
- K31-SK: Center drawer w/ skirt - \$310
- K31: Center drawer w/o skirt - \$205

Concealed Floor Power Infeed Cover

- PCEB: White Metal Finish concealed floor power infeed cover - \$150

Metal Feet

- MTL10: Replace solid wood feet with metal feet, standard MFW White - \$55 ea

Premium Metal Finish

- See Front of Price List for Premium Metal Finish Options
- Premium Metal Finish for WMT Wire Management Tray - \$75 ea
- Premium Metal Finish for MTL10 Metal Feet - \$20 ea
- Premium Metal Finish for PCEB Concealed Floor Power Infeed Cover - \$35

Starter Panel

- RSP: Substitute round starter panel in place of flat starter panel. Must substitute all starters, priced per starter panel - \$83 each. See HNY3555SP888

Telecom Plates

- Each power unit has 1 plate. All telecom connectors sold separately.
- RJ45 (1) - \$55, RJ45 (2) - \$110, RJ45 (3) - \$165, USB (1) - \$70, USB (2) - \$140, RJ45/USB - \$125, RJ45/HDMI - \$210, HDMI/USB - \$205

[Click here for Graded In Pricing](#)

2 Select Finish

[Click to view finishes](#)

3 Select Feet Finish

[Click to view finishes](#)

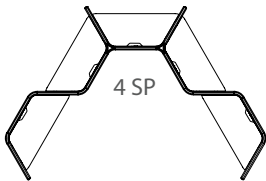
4 Select Edge

[Click to view edges](#)



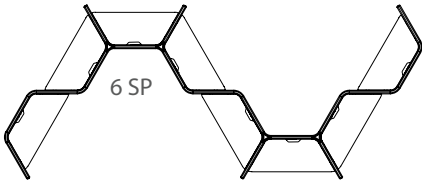
S-Shaped Workstation Typical  
Desk with Power Fixed Worksurface

5  
12



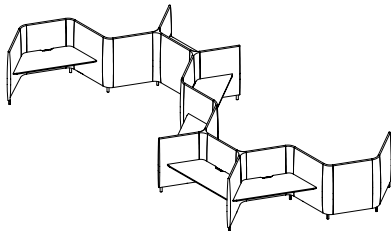
4 SP

8  
18



6 SP

8



Number of Feet per Typical (MTL10 Option) "SP" Number of Starter Panels per Typical (RSP Option)

1 Select Model

w" x d" x h"	Weight	Standard Veneer Top Upholstered Panels - COM\$
347 x 145 x 55	65	8 HNY347145FP586W 41478
217 x 145 x 55	42	5 HNY217145FP586W 26661

2 Select Finish

Click to view finishes

3 Select Feet Finish

Click to view finishes

4 Select Edge

Click to view edges



Premium Veneer Top Upholstered Panels - COM\$

"P" Option N/A  
"P" Option N/A

High Pressure Laminate Top Upholstered Panels - COM\$

HNY347145FP586G 39742  
HNY217145FP586G 25576

Click to view finishes



Thermally Fused Laminate Top Upholstered Panels - COM\$

HNY347145FP586M 36438  
HNY217145FP586M 23511

Click to view finishes



Click here to view statement of line

Product Features

- HNY7226WT162 Fixed Desk Height worksurfaces, 29" worksurface height
- 5" Solid wood feet - oval shape
- 4 Power outlets with 1 telecom plate, see options below for telecom plate
- Ships KD
- Wire management tray attaches to worksurface top, standard in MFW White, see premium Metal Finish for options
- Hardwire infeed and jumpers are included in workstations
- T75 worksurface wire cutout is standard on all worksurfaces.(T75D: Delete cutout is optional)

Options

Accessories

- K28: Articulating Keyboard w/ Mouse - \$390
- K31-SK: Center drawer w/ skirt - \$310
- K31: Center drawer w/o skirt - \$205

Concealed Floor Power Infeed Cover

- PCEB: White Metal Finish concealed floor power infeed cover - \$150

Metal Feet

- MTL10: Replace solid wood feet with metal feet, standard MFW White - \$55 ea

Premium Metal Finish

- See Front of Price List for Premium Metal Finish Options
- Premium Metal Finish for WMT Wire Management Tray - \$75 ea
- Premium Metal Finish for MTL10 Metal Feet - \$20 ea
- Premium Metal Finish for PCEB Concealed Floor Power Infeed Cover - \$35

Starter Panel

- RSP: Substitute round starter panel in place of flat starter panel. Must substitute all starters, priced per starter panel - \$83 each. See HNY3555SP888

Telecom Plates

- Each power unit has 1 plate. All telecom connectors sold separately.
- RJ45 (1) - \$55, RJ45 (2) - \$110, RJ45 (3) - \$165, USB (1) - \$70, USB (2) - \$140, RJ45/USB - \$125, RJ45/HDMI - \$210, HDMI/USB - \$205


Worksurface Height

- THL-42: Modify worksurface height to bar height - N/C

Honey

120° Starter Panel  
Round End

[Click here to view statement of line](#)



1 Model  
HNY3555SP888

w" x d" x h"  
35 x 3 x 55

COM	COL	1	2	3	4	5	6	7	8	9	10	11/L1	12	13/L2
1135	N/A	1246	1301	1356	1411	1466	1521	1576	1631	1686	1741	1796	1851	1961

Upholstery Requirements  
Fabric yds: 3    Leather Sq. Ft.: N/A  
Carton Weight: 20

Product Features

- 5" Solid wood feet - oval shape

Notes

- To configure workstations, customer is required to send drawing

Options

Metal Feet

- MTL10: Replace solid wood feet with metal feet, standard in MFW White  
- \$55 ea

Premium Metal Finish

- See Front of Price List for Premium Metal Finish Options  
- Premium Metal Finish for MTL10: Metal feet \$20 per foot

2 Select Finish

[Click to view finishes](#)

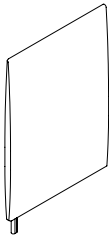
3 Combination Fabrics

Combination  
Fabric Option  
Not Available

Honey

120° Starter Panel  
Flat End

[Click here to view statement of line](#)



1 Model  
HNY3555SP889

w" x d" x h"  
35 x 3 x 55

COM	COL	1	2	3	4	5	6	7	8	9	10	11/L1	12	13/L2
1028	N/A	1139	1194	1249	1304	1359	1414	1469	1524	1579	1634	1689	1744	1854

Upholstery Requirements  
Fabric yds: 3    Leather Sq. Ft.:N/A  
Carton Weight:20

Product Features

- 5" Solid wood feet - oval shape

Notes

- To configure workstations, customer is required to send drawing

Options

Metal Feet

- MTL10: Replace solid wood feet with metal feet, standard in MFW White - \$55 ea

Premium Metal Finish

- See Front of Price List for Premium Metal Finish Options  
- Premium Metal Finish for MTL10: Metal feet \$20 per foot

Power Entry Options

- Please check with general contractor before selecting a power option to see if it is required  
- NYPE and WCPE options need only be selected once per contiguous grouping of Honey panels  
- NYPE: New York Power Entry - \$425  
- WCPE: West Coast Power Entry - \$2695

2 Select Finish  
[Click to view finishes](#)

3 Combination Fabrics

Combination  
Fabric Option  
Not Available

Honey

120° Corner Panel Connector  
Two Corner Panel

[Click here to view statement of line](#)



1 Model  
HNY0955CP890

w" x d" x h"  
9 x 9 x 55

COM	COL	1	2	3	4	5	6	7	8	9	10	11/L1	12	13/L2
663	N/A	700	718	736	754	772	790	808	826	844	862	880	898	934

Upholstery Requirements  
Fabric yds: 1 Leather Sq. Ft.: N/A  
Carton Weight: 10

2 Select Finish

[Click to view finishes](#)

3 Combination Fabrics

Combination  
Fabric Option  
Not Available

Product Features

- 5" Solid wood feet - oval shape

Notes

- To configure workstations, customer is required to send drawing

Options

Metal Feet

- MTL10: Replace solid wood feet with metal feet, standard in MFW White  
- \$55 ea

Premium Metal Finish

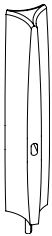
- See Front of Price List for Premium Metal Finish Options  
- Premium Metal Finish for MTL10: Metal feet \$20 per foot



Honey

120° Corner Panel Connector  
Three Corner Panel

[Click here to view statement of line](#)



1 Model  
HNY0855CP891

w" x d" x h"  
8 x 8 x 55

COM	COL	1	2	3	4	5	6	7	8	9	10	11/L1	12	13/L2
818	N/A	874	901	928	955	982	1009	1036	1063	1090	1117	1144	1171	1225

Upholstery Requirements  
Fabric yds: 1.5    Leather Sq. Ft.: N/A  
Carton Weight: 10

2 Select Finish

[Click to view finishes](#)

3 Combination Fabrics

Combination  
Fabric Option  
Not Available

Product Features

- 5" Solid wood feet - oval shape

Notes

- To configure workstations, customer is required to send drawing

Options

Metal Feet

- MTL10: Replace solid wood feet with metal feet, standard in MFW White  
- \$55 ea

Premium Metal Finish

- See Front of Price List for Premium Metal Finish Options  
- Premium Metal Finish for MTL10: Metal feet \$20 per foot

Honey

In-Line Panel Connector  
Straight Run Connector

[Click here to view statement of line](#)



1 Model  
HNY1655CP886

w" x d" x h"  
16 x 3 x 55

COM	COL	1	2	3	4	5	6	7	8	9	10	11/L1	12	13/L2
579	N/A	616	634	652	670	688	706	724	742	760	778	796	814	850

Upholstery Requirements  
Fabric yds: 1 Leather Sq. Ft.: N/A  
Carton Weight: 20

2 Select Finish

[Click to view finishes](#)

3 Combination Fabrics

Combination  
Fabric Option  
Not Available

Product Features

- 5" Solid wood feet - oval shape

Notes

- To configure workstations, customer is required to send drawing

Options

Metal Feet

- MTL10: Replace solid wood feet with metal feet, standard in MFW White  
- \$55 ea

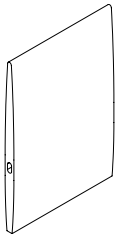
Premium Metal Finish

- See Front of Price List for Premium Metal Finish Options  
- Premium Metal Finish for MTL10: Metal feet \$20 per foot

Honey

120° Adder Panel  
No Power Access

[Click here to view statement of line](#)



1 Model  
HNY3450AP894

w" x d" x h"  
34 x 3 x 50

COM	COL	1	2	3	4	5	6	7	8	9	10	11/L1	12	13/L2
1061	N/A	1172	1227	1282	1337	1392	1447	1502	1557	1612	1667	1722	1777	1887

Upholstery Requirements  
Fabric yds: 3    Leather Sq. Ft.: N/A  
Carton Weight: 20

Product Features

- Adder panel

Notes

- To configure workstations, customer is required to send drawing  
- Panel height is 50". Overall height when assembled is 55".

2 Select Finish

[Click to view finishes](#)

Finish N/A

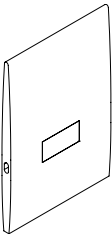
3 Combination Fabrics

Combination  
Fabric Option  
Not Available

Honey

120° Adder Access Panel  
Single Sided Access

[Click here to view statement of line](#)



1 Model  
HNY3450AP895

w" x d" x h"  
34 x 3 x 50

COM	COL	1	2	3	4	5	6	7	8	9	10	11/L1	12	13/L2
1125	N/A	1236	1291	1346	1401	1456	1511	1566	1621	1676	1731	1786	1841	1951

Upholstery Requirements  
Fabric yds: 3    Leather Sq. Ft.: N/A  
Carton Weight: 20

Product Features

- Panel features access panel for wire management

Notes

- To configure workstations, customer is required to send drawing
- Panel height is 50". Overall height when assembled is 55".
- Removable panel allows wire access for cable management

2 Select Finish

[Click to view finishes](#)

Finish N/A

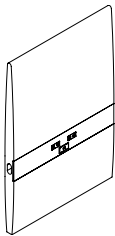
3 Combination Fabrics

Combination  
Fabric Option  
Not Available

Honey

120° Single Sided Power Panel  
Power Panel

[Click here to view statement of line](#)



1 Model  
HNY3450PP892

w" x d" x h"  
34 x 3 x 50

COM	COL	1	2	3	4	5	6	7	8	9	10	11/L1	12	13/L2
1274	N/A	1385	1440	1495	1550	1605	1660	1715	1770	1825	1880	1935	1990	2100

Upholstery Requirements  
Fabric yds: 3 Leather Sq. Ft.:N/A  
Carton Weight:20

2 Select Finish  
[Click to view finishes](#)

Finish N/A

3 Combination Fabrics

Combination  
Fabric Option  
Not Available

Product Features

- 4 power outlets with 1 telecom plate, see options below for telecom plate

Notes

- To configure workstations, customer is required to send drawing
- Panel height is 50". Overall height when assembled is 55".
- Jumper(s) or hardwired infeed must be selected to power workstations. See options below.

Options

Jumper(s) and Infeed

- Specify Jumper or Infeed to power workstations
- JC42: 42" Length jumped, passes through corner post connecting panel to panel - \$160
- JC96: 96" Length jumper, passes through 1 adder panel connecting 3 panels - \$230
- JC150: 150" Length jumper passes through 2 adder panels connecting 4 panels - \$305
- JC204: 204" Length jumper passes through corner post connecting 5 panels - \$365
- HPF192: 192" hardwired power feed -\$365
- CPF72: 72" corded power feed -\$290

Chicago Power Option

- Please check with general contractor before selecting this option to see if Chicago Power is required
- CSSPP: Single Sided Power Panel - \$25

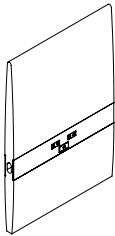
Telecom Plates

- Each power unit has 1 plate. All telecom connectors sold separately.
- RJ45 (1) - \$55, RJ45 (2) - \$110, RJ45 (3) - \$165, USB (1) - \$70, USB (2) - \$140, RJ45/USB - \$125, RJ45/HDMI - \$210, HDMI/USB - \$205

Honey

120° Double Sided Power Panel  
Power Panel

[Click here to view statement of line](#)



1 Model  
HNY3450PP893

w" x d" x h"  
34 x 3 x 50

COM	COL	1	2	3	4	5	6	7	8	9	10	11/L1	12	13/L2
1362	N/A	1473	1528	1583	1638	1693	1748	1803	1858	1913	1968	2023	2078	2188

Upholstery Requirements  
Fabric yds: 3 Leather Sq. Ft.:N/A  
Carton Weight:20

2 Select Finish  
[Click to view finishes](#)

Finish N/A

3 Combination Fabrics

Combination  
Fabric Option  
Not Available

Product Features

- Double sided power panel, each panel side features 4 power outlets with 1 telecom plate. See options below for telecom plate

Notes

- To configure workstations, customer is required to send drawing
- Panel height is 50". Overall height when assembled is 55".
- Jumper(s) or hardwired infeed must be selected to power workstations. See options below.

Options

Jumper(s) and Infeed

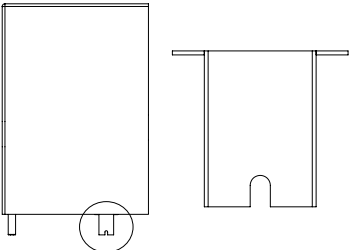
- Specify Jumper or Infeed to power workstations
- JC42: 42" Length jumped, passes through corner post connecting panel to panel - \$160
- JC96: 96" Length jumper, passes through 1 adder panel connecting 3 panels - \$230
- JC150: 150" Length jumper passes through 2 adder panels connecting 4 panels - \$305
- JC204: 204" Length jumper passes through corner post connecting 5 panels - \$365
- HPF192: 192" hardwired power feed -\$365
- CPF72: 72" corded power feed -\$290

Chicago Power Option

- Please check with general contractor before selecting this option to see if Chicago Power is required
- CDSPP: Double Sided Power Panel - \$50

Telecom Plates

- Each power unit has 1 plate. All telecom connectors sold separately.
- RJ45 (1) - \$55, RJ45 (2) - \$110, RJ45 (3) - \$165, USB (1) - \$70, USB (2) - \$140, RJ45/USB - \$125, RJ45/HDMI - \$210, HDMI/USB - \$205



Shown on  
HNY3555SP889  
Panel not included

1 Select Model		Power Infeed Cover	
w" x d" x h"		Weight	
5 x 2 x 6		PCEB	156
2 Select Finish			
Click to view finishes			
3 Select Edge		Edges N/A	
Click to view edges			
4 Select Hardware		Hardware N/A	
Click to view hardware			

[Click here to view statement of line](#)

Product Features

- Conceals wire infeed from the floor and mounts to the bottom of honey panels
- White Metal Finish standard

Notes

- PANEL NOT INCLUDED

Options

- Premium Metal Finish - Power Box
- See Front of Price List for Premium Powdercoat Options - \$35



Panels  
not included

[Click here to view statement of line](#)

Product Features

- 1" Thick top
- Bar height 42", desk height 29"
- Ships KD
- T75 worksurface wire cutout is standard on all worksurfaces.(T75D: Delete cutout is optional)

Notes

- PANELS NOT INCLUDED

Options

Wire Tray / Premium Metal Finish

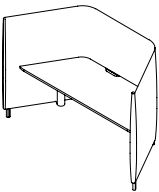
- WMT: Wire metal tray. Mounts under top and comes standard in MFW White - \$210

Premium Metal Finish

- Specify premium Metal Finish in Front of Price List
- Premium Metal Finish for WMT wire management tray - \$75 ea

1 Select Model		Standard Veneer Top		Premium Veneer Top		High Pressure Laminate Top		Thermally Fused Laminate Top	
w" x d" x h"									
Bar Height 42"									
72 x 26 x 1	60	HNY7226WT160W	1434	"P" Option N/A		HNY7226WT160G	1217	HNY7226WT160M	804
63.5 x 19 x 1	50	HNY6319WT160W	1205	"P" Option N/A		HNY6319WT160G	1027	HNY6319WT160M	619
Desk Height 29"									
72 x 26 x 1	60	HNY7226WT162W	1434	"P" Option N/A		HNY7226WT162G	1217	HNY7226WT162M	804
63.5 x 19 x 1	50	HNY6319WT162W	1205	"P" Option N/A		HNY6319WT162G	1027	HNY6319WT162M	619





Panels  
not included

[Click here to view statement of line](#)

Product Features

- "W/G" worksurfaces are 1" thick, "M" worksurfaces are 1-1/8" thick
- Lift standard in MFW White, optional MFB Black
- Ships KD
- Wire management tray attaches to worksurface top, standard in MFW White, see premium Metal Finish for options
- T75 worksurface wire cutout is standard on all worksurfaces.(T75D: Delete cutout is optional)

Notes

- 1" Gap between worksurface and panels to drop wires below worksurface
- Metal parts include 5 year warranty
- Programmable height adjustable mechanism, motor includes 2 year warranty
- Height adjustable top with mechanism and wire tray only, panels not included

Options

Premium Metal Finish

- See Front of Price List for Premium Powdercoat Options
- Premium Metal Finish for WMT wire management tray - \$75 ea

1 Select Model		Standard Veneer Top		Premium Veneer Top		High Pressure Laminate Top		Thermally Fused Laminate Top	
w" x d" x h"	Weight								
71 x 25.5 x 1	120	HNY7125WT163W	3999	"P" Option N/A		HNY7125WT163G	3790	HNY7125WT163M	3393
62.5 x 18 x 1	90	HNY6218WT163W	3778	"P" Option N/A		HNY6218WT163G	3607	HNY6218WT163M	3215

2 Select Finish

Click to view finishes

3 Select Feet Finish

Feet N/A

Click to view finishes

4 Select Edge

Click to view edges

Cliff-1

Veneer

Cliff-2

Black

Cliff-3

White

Flat-1

Veneer

Flat-2

Black

Flat-3

White

Cliff-1

Cliff-2

Cliff-3

Cliff-1

Cliff-2

Cliff-3

Matching

Black

White

Flat-1

Flat-2

Flat-3

Flat-1

Flat-2

Flat-3

Matching

Black

White

Flat-2

Flat-3

Flat-4

Flat-2

Flat-3

Flat-4

Black

White

Matching



1 Select Model		Standard Veneer Top		Premium Veneer Top		High Pressure Laminate Top		Thermally Fused Laminate Top	
w" x d" x h"		Metal Base		Metal Base		Metal Base		Metal Base	
30 x 30 x 29	50	HNY3029TR379W	1230	"P" Option N/A		HNY3029TR379G	1230	HNY3029TR379M	984
25 x 24 x 24	45	HNY2425TR379W	1160	"P" Option N/A		HNY2425TR379G	1160	HNY2425TR379M	931
18 x 18 x 17	30	HNY1817TR379W	924	"P" Option N/A		HNY1817TR379G	924	HNY1817TR379M	711
2 Select Finish		Click to view finishes				Click to view finishes		Click to view finishes	
3 Select Base Finish		Click to view finishes							
4 Select Edge		Click to view edges							
		<div>Cliff-1 Veneer</div> <div>Cliff-2 Black</div> <div>Cliff-3 White</div> <div>Flat-1 Veneer</div> <div>Flat-2 Black</div> <div>Flat-3 White</div>				<div>Cliff-1 Matching</div> <div>Cliff-2 Black</div> <div>Cliff-3 White</div> <div>Flat-1 Matching</div> <div>Flat-2 Black</div> <div>Flat-3 White</div>		<div>Flat-2 Black</div> <div>Flat-3 White</div> <div>Flat-4 Matching</div>	

[Click here to view statement of line](#)

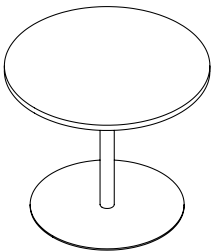
Product Features

- 1" Thick top
- Standard white metal base

Options

Premium Metal Finish - Table Base

- See front of Price List for Premium Powdercoat Options - \$175



1 Select Model  
w" x d" x h"

	Weight	Standard Veneer Top Metal Base	
30 DIA x 29	50	HNY3029RD379W	1203
25 DIA x 24	45	HNY2425RD379W	1160
18 DIA x 17	30	HNY1817RD379W	962

Premium Veneer Top  
Metal Base

"P" Option N/A  
"P" Option N/A  
"P" Option N/A

High Pressure Laminate Top  
Metal Base

HNY3029RD379G	1203
HNY2425RD379G	1160
HNY1817RD379G	962

Thermally Fused Laminate Top  
Metal Base

HNY3029RD379M	940
HNY2425RD379M	931
HNY1817RD379M	756

[Click here to view statement of line](#)

Product Features

- 1" Thick top
- Standard white metal base

Options

Premium Metal Finish - Table Base

- See front of Price List for Premium Powdercoat Options - \$175

2 Select Finish

[Click to view finishes](#)

[Click to view finishes](#)

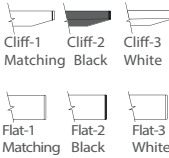
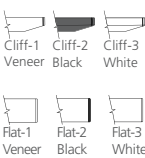
[Click to view finishes](#)

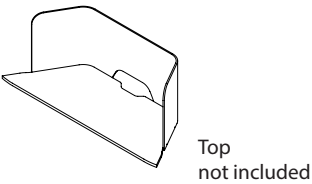
3 Select Base Finish

[Click to view finishes](#)

4 Select Edge

[Click to view edges](#)





1 Select Model		Worksurface Screen	
w" x d" x h"	Weight	PET	
60 x 17 x 24	10	PS60	881
2 Select Finish		Finish N/A	
3 Select Edge		Edge N/A	
4 Select PET color			
Click to view PET options		Light Gray 03 Canela 04 Cardamom 05 Cacao 06 Dawn 07 Dusk 08 New Moon 09 Dark Gray 17 Pure Gray 34 Ivory 44 Heathered Granite 71	

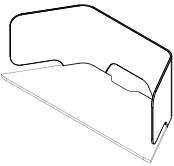
[Click here to view statement of line](#)

Product Features

- Screen attaches to worksurface top
- PET Screen 1/2" thick with rounded corners
- Composed of 100% polyester fiber
- 50% post-consumer recycled content
- Adds additional acoustical absorption

Notes

- Available on both 63" and 72" worksurfaces
- Only available on Height Adjustable Worksurfaces



Top  
not included

1 Select Model	Weight	Worksurface Screen	Veneer Privacy Screen
w" x d" x h"			
69 x 24 x 24	30	VS64W	2274

2 Select Finish

Click to view finishes

3 Select Feet Finish Feet N/A

Click to view finishes

4 Select Edge

Click to view edges



Flat

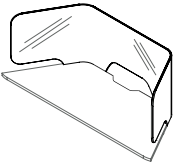
Click here to view statement of line

Product Features



- Screens feature veneer on both sides with rounded corners
- 1/2" Thick screen
- Screen attaches to worksurface top

Notes

- Available on both 63" and 72" worksurfaces
- Only available on Height Adjustable Worksurfaces



Top  
not included

1 Select Model		Worksurface Screen		Worksurface Screen		Worksurface Screen	
w" x d" x h"		Frosted Acrylic		Matte White Acrylic		Matte Black Acrylic	
69 x 24 x 24	20	AS64AF	1601	AS64AW	1672	AS64AB	1672
2 Select Finish		Finish N/A					
3 Select Feet Finish		Feet N/A					
4 Select Edge		 Flat		 Flat		 Flat	
Click to view edges							

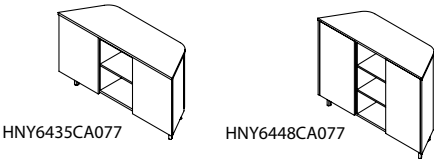
[Click here to view statement of line](#)


Product Features

- Acrylic screens with rounded corners
- 1/4" Thick screen
- Screen attaches to worksurface top

Notes

- Matte acrylic is not a writable surface
- Available on both 63" and 72" worksurfaces
- Only available on Height Adjustable Worksurfaces



1 Select Model		Standard Veneer Case		Premium Veneer Case		High Pressure Laminate Case		Thermally Fused Laminate Case	
w" x d" x h"		Solid Wood Feet		Solid Wood Feet		Solid Wood Feet		Solid Wood Feet	
64 x 20 x 48	180	HNY6448CA077W	5120	"P" Option N/A		HNY6448CA077G	4656	HNY6448CA077M	3669
64 x 20 x 35	140	HNY6435CA077W	4558	"P" Option N/A		HNY6435CA077G	4144	HNY6435CA077M	3160
2 Select Finish		Case Finishes		Feet Finishes		Case Finishes		Feet Finishes	
		Click to view finishes				Click to view finishes		Click to view finishes	
3 Select Feet Finish									
Click to view finishes									
4 Select Edge									
Click to view edges									
		Flat		Flat		Flat		Flat	

Click here to view statement of line

### Product Features

- 5" Solid wood feet - oval shape
- Dividers and shelves are finished to match case
- Sliding doors

### Notes

- Not to be used as freestanding in open plan must slide into 120° panels

### Options

#### Grommets (Vertical Surface)

Standard location - \$50 each

- Black Plastic Vertical Surface: TM50-C (Bottom Center)

Non-Standard Location - \$95 each

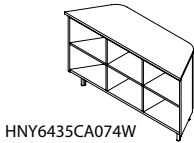
- Black Plastic Vertical Surface: TM50-NS

#### Metal Feet

- MTL11: Replace solid wood feet with metal feet, standard in MFW White - \$300 per wardrobe

#### Premium Metal Finish

- See Front of Price List for Premium Metal Finish Options
- Premium Metal Finish for MTL11 Metal Feet: \$20 ea



1 Select Model

w" x d" x h"	Weight	Standard Veneer Case Solid Wood Feet	Premium Veneer Case Solid Wood Feet
64 x 20 x 48	150	HNY6448CA074W 3818	"P" Option N/A
64 x 20 x 35	120	HNY6435CA074W 3397	"P" Option N/A

2 Select Finish

Case Finishes Feet Finishes

Click to view finishes

3 Select Feet Finish

Click to view finishes

4 Select Edge

Click to view edges



Flat

High Pressure Laminate Case  
Solid Wood Feet

HNY6448CA074G 3470	"P" Option N/A
HNY6435CA074G 3087	"P" Option N/A

Case Finishes Feet Finishes

Click to view finishes



Flat

Thermally Fused Laminate Case  
Solid Wood Feet

HNY6448CA074M 2197	"P" Option N/A
HNY6435CA074M 1815	"P" Option N/A

Case Finishes Feet Finishes

Click to view finishes



Flat

Click here to view statement of line

Product Features

- 5" Solid wood feet - oval shape
- Dividers and shelves are finished to match case

Notes

- Not to be used as freestanding in open plan must slide into 120° panels

Options

Grommets (Vertical Surface)

- Standard location - \$50 each
- Black Plastic Vertical Surface: TM50-C (Bottom Center)
- Non-Standard Location - \$95 each
- Black Plastic Vertical Surface: TM50-NS

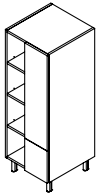
Metal Feet




- MTL11: Replace solid wood feet with metal feet, standard in MFW White - \$300 per wardrobe

Premium Metal Finish

- See Front of Price List for Premium Metal Finish Options
- Premium Metal Finish for MTL11 Metal Feet: \$20 ea





1 Select Model w" x d" x h"	Weight	Standard Veneer Case Solid Wood Feet		Premium Veneer Case Solid Wood Feet		High Pressure Laminate Case Solid Wood Feet		Thermally Fused Laminate Case Solid Wood Feet				
		20 x 20 x 55	200	HNY2055TW300W	3492	"P" Option N/A	HNY2055TW300G	3175	HNY2055TW300M	2169		
2 Select Finish	Case Finishes		Feet Finishes		Case Finishes		Feet Finishes		Case Finishes		Feet Finishes	
			Click to view finishes				Click to view finishes				Click to view finishes	
3 Select Feet Finish												
	Click to view finishes											
4 Select Edge												
	Click to view edges		 Flat				 Flat				 Flat	

[Click here to view statement of line](#)

Product Features

- 5" Solid wood feet - oval shape
- Three fixed open shelves, pull out drawer and wardrobe
- Dividers and shelves are finished to match case
- Full extension drawers
- Finished tops
- Soft close suspensions
- Touch latch doors

Options

Door

- D2: Door Lock - \$100 per door
- D6: Delete doors - n/c
- D9SC: Soft Close Door Hinges - \$35 per door

Drawer

- D2: Door Lock - \$100 per drawer

Metal Feet

- MTL11: Replace solid wood feet with metal feet, standard in MFW White - \$300 per wardrobe

Premium Metal Finish

- See Front of Price List for Premium Metal Finish Options
- Premium Metal Finish for MTL11 Metal Feet: \$80 per wardrobe

[Click here to view statement of line](#)

## Product Features

- 5" Solid wood feet - oval shape
- Three fixed open shelves, pull out drawer and wardrobe
- Dividers and shelves are finished to match case
- Full extension drawers
- Finished tops
- Soft close suspensions
- Touch latch doors

## Options

### Door

- D2: Door Lock - \$100 per door
- D6: Delete doors - n/c
- D9SC: Soft Close Door Hinges - \$35 per door

### Drawer

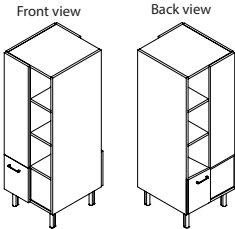
- D2: Door Lock - \$100 per drawer

### Metal Feet

- MTL11: Replace solid wood feet with metal feet, standard in MFW White - \$300 per wardrobe

### Premium Metal Finish

- See Front of Price List for Premium Metal Finish Options
- Premium Metal Finish for MTL11 Metal Feet: \$80 per wardrobe



1 Select Model

w" x d" x h"	Weight		Standard Veneer Solid Wood Case
20 x 20 x 55	200	2 HNY2055TW299W	4021

2 Select Finish


Case Finishes	Feet Finishes
Click to view finishes	

3 Select Edge

Click to view edges

4 Select Hardware

Click to view hardware

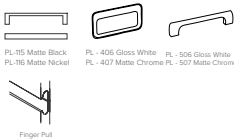


Premium Veneer  
Solid Wood Case

"P" Option N/A

Case Finishes Feet Finishes

Click to view finishes

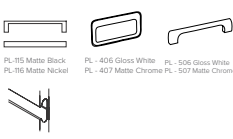


High Pressure Laminate  
Solid Wood Case

HNY2055TW299G 3655

Case Finishes Feet Finishes

Click to view finishes



Click here to view statement of line

Product Features

- 5" Solid wood feet - oval shape
- Comes with three fixed shelves and pull out drawer on each side
- Full extension drawers
- Soft close suspensions
- Finished tops
- Touch latch doors

Notes

- Unit is designed for open plan use
- Sold as one unit

Options

Door

- D2: Door Lock - \$100 per door
- D6: Delete doors - n/c
- D9SC: Soft Close Door Hinges - \$35 per door

Drawer

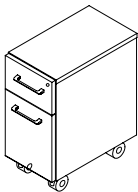
- D2: Door Lock - \$100 per drawer












Metal Feet

- MTL11: Replace solid wood feet with metal feet, standard in MFW White - \$300 per wardrobe

Premium Metal Finish

- See Front of Price List for Premium Metal Finish Options
- Premium Metal Finish for MTL11 Metal Feet: \$80



1 Select Model	Weight	Standard Veneer Pedestal	Premium Veneer Pedestal	High Pressure Laminate Pedestal	Thermally Fused Laminate Pedestal
w" x d" x h"					
10 x 18 x 23	40	HNY1018PD423W 1529	"P" Option N/A	HNY1018PD423G 1319	HNY1018PD423M 1165
2 Select Finish		Click to view finishes		Click to view finishes	Click to view finishes
3 Select Edge					
Click to view edges					
4 Select Hardware					
Click to view hardware		<div> PL-115 Matte Black PL-406 Gloss White PL-506 Gloss White PL-116 Matte Nickel PL-407 Matte Chrome PL-507 Matte Chrome</div> <div> Finger Pull</div>		<div> PL-115 Matte Black PL-406 Gloss White PL-506 Gloss White PL-116 Matte Nickel PL-407 Matte Chrome PL-507 Matte Chrome</div> <div> Finger Pull</div>	<div> PL-115 Matte Black PL-406 Gloss White PL-506 Gloss White PL-116 Matte Nickel PL-407 Matte Chrome PL-507 Matte Chrome</div> <div> Finger Pull</div>

[Click here to view statement of line](#)

Product Features

- 3" Hollow white wheel caster, black caster available
- Anti-tilt safety feature
- Finished all sides and top - open plan
- Full extension drawers
- Drawer lock

Options

Drawer

- P33: Wood Drawer Upgrade - \$45 per drawer

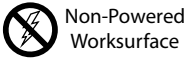
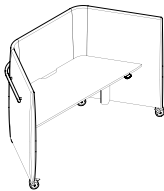
Cushion

- BC10: Bench Cushion
- Specify fabric grade ( .5 yd. required)

BC10 CUSHION FABRIC GRADES

COM	COL	1	2	3
223	242	260	278	296
4	5	6	7	8
314	332	350	368	386
9	10	11	12	13
404	422	440	458	494

1  
4



1 Select Model	Weight	Standard Veneer Top Upholstered Panels - COM\$
w" x d" x h"		
85 x 37 x 55	11.5	1 HNY8537HA569W 9512

Premium Veneer Top Upholstered Panels - COM\$
"P" Option N/A

High Pressure Laminate Top Upholstered Panels - COM\$
HNY8537HA569G 9296

Thermally Fused Laminate Top Upholstered Panels - COM\$
HNY8537HA569M 8882

[Click here for Graded In Pricing](#)

2 Select Finish

Case Finishes

Click to view finishes

Case Finishes

Click to view finishes

Case Finishes

Click to view finishes

3 Select Handrail Finish

Click to view finishes

[Click here to view statement of line](#)

Product Features

- 1" Gap between worksurface and panels to drop wires below worksurface
- Programmable height adjustable mechanism, motor includes 2 year warranty
- Wood hand rails around outside mounted on wood standoffs
- 2 locking and 2 non-locking casters. Available in BK: Black (standard) or GR: Gray (optional)
- Adjustable height from 27" to 47.5" with a maximum weight capacity of 275 lbs. Lift standard in MFW White, optional MFB Black
- HNY7125WT163 Height Adjustable worksurfaces is included
- Wire management tray attaches to worksurface top, standard in MFW White, see premium Metal Finish for options
- T75 worksurface wire cutout is standard on all worksurfaces.(T75D: Delete cutout is optional)

Notes

- Handrails are not available in WOW Clear Walnut

Options

Accessories

- K28: Articulating Keyboard w/ Mouse - \$390
- K31-SK: Center drawer w/ skirt - \$310
- K31: Center drawer w/o skirt - \$205

Casters

- 2 locking and 2 non-locking casters. Available in BK: Black (standard) or GR: Gray (optional) - n/c

Premium Metal Finish

- See Front of Price List for Premium Metal Finish Options
- Premium Metal Finish for WMT Wire Management Tray - \$75 ea
- Premium Metal Finish for PCEB Concealed Floor Power Infeed Cover - \$35

Starter Panels

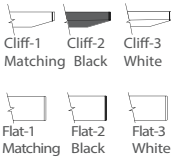
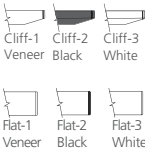
- RSP-2: Substitute round starter panels in pace of flat starter panels - \$166

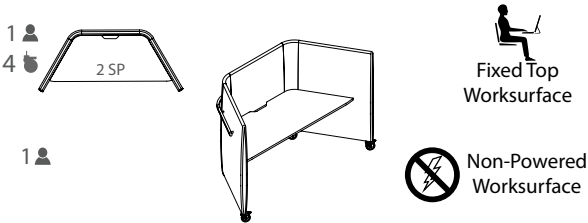
Tully Inline Power

- PD-TULLY-IN-72: 2 power/dual USB up, 4 power down, 72" power cord - \$605
- PD-TULLY-IN-120: 2 power/dual USB up, 4 power down, 120" power cord - \$625

4 Select Edge

Click to view edges





1 Select Model  
w" x d" x h"

85 x 37 x 55      10.5      1 HNY8537FT569W      6787

Standard Veneer Top  
Upholstered Panels - COM\$

Premium Veneer Top  
Upholstered Panels - COM\$

High Pressure Laminate Top  
Upholstered Panels - COM\$

Thermally Fused Laminate Top  
Upholstered Panels - COM\$

Click here to view statement of line

**Product Features**

- T75 worksurface wire cutout is standard on all worksurfaces.(T75D: Delete cutout is optional)
- Wood hand rails around outside mounted on wood standoffs
- 2 locking and 2 non-locking casters. Available in BK: Black (standard) or GR: Gray (optional)
- HNY7226WT162 Fixed Desk Height worksurfaces, 29" worksurface height
- Ships KD

**Notes**

- Handrails are not available in WOW Clear Walnut

**Options**

- Accessories**
- K28: Articulating Keyboard w/ Mouse - \$390
  - K31-SK: Center drawer w/ skirt - \$310
  - K31: Center drawer w/o skirt - \$205
- Casters**
- 2 locking and 2 non-locking casters. Available in BK: Black (standard) or GR: Gray (optional) - n/c
- Starter Panels**
- RSP-2: Substitute round starter panels in pace of flat starter panels - \$166
- Wire Tray**
- WMT: Wire metal tray. Mounts under top and comes standard in MFW White - \$210
- Premium Metal Finish**
- See Front of Price List for Premium Metal Finish Options
  - Premium Metal Finish for WMT Wire Management Tray - \$75 ea
- Tully Inline Power**
- PD-TULLY-IN-72: 2 power/dual USB up, 4 power down, 72" power cord - \$605
  - PD-TULLY-IN-120: 2 power/dual USB up, 4 power down, 120" power cord - \$625

[Click here for Graded In Pricing](#)

2 Select Finish

Case Finishes

Click to view finishes

Case Finishes

Click to view finishes

Case Finishes

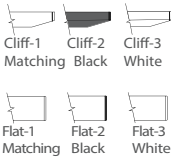
Click to view finishes

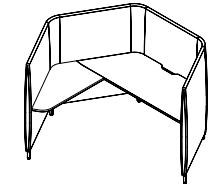
3 Select Handrail Finish

Click to view finishes

4 Select Edge

Click to view edges




















Panels not included



Non-Powered Worksurface

1 Select Model		Weight	Standard Veneer Top		Premium Veneer Top		High Pressure Laminate Top		Thermally Fused Laminate Top	
w" x d" x h"										
Left Return Desk Height										
76 x 68 x 1	85		HNY7226WT182W	2466	"P" Option N/A		HNY7226WT182G	2034	HNY7226WT182M	1335
Left Return Bar Height										
76 x 68 x 1	85		HNY7226WT180W	2466	"P" Option N/A		HNY7226WT180G	2034	HNY7226WT180M	1335
2 Select Finish										
		Click to view finishes			Click to view finishes			Click to view finishes		
3 Select Feet Finish		Feet N/A								
Click to view edges										
4 Select Edge										
Click to view hardware		<div><div></div><div>Cliff-1</div><div>Veneer</div></div> <div><div></div><div>Cliff-2</div><div>Black</div></div> <div><div></div><div>Cliff-3</div><div>White</div></div>		<div><div></div><div>Cliff-1</div><div>Matching</div></div> <div><div></div><div>Cliff-2</div><div>Black</div></div> <div><div></div><div>Cliff-3</div><div>White</div></div>		<div><div></div><div>Flat-2</div><div>Black</div></div> <div><div></div><div>Flat-3</div><div>White</div></div> <div><div></div><div>Flat-4</div><div>Matching</div></div>				
		<div><div></div><div>Flat-1</div><div>Veneer</div></div> <div><div></div><div>Flat-2</div><div>Black</div></div> <div><div></div><div>Flat-3</div><div>White</div></div>		<div><div></div><div>Flat-1</div><div>Matching</div></div> <div><div></div><div>Flat-2</div><div>Black</div></div> <div><div></div><div>Flat-3</div><div>White</div></div>						

[Click here to view statement of line](#)

Product Features

- "W/G" worksurfaces are 1" thick, "M" worksurfaces are 1-1/8" thick
- Ships KD
- Bar height 42", desk height 29"
- T75 worksurface wire cutout is standard on all worksurfaces.(T75D: Delete cutout is optional)

Notes

- PANELS NOT INCLUDED

Options

Grommet (Standard Location)

Specify Color and Location Right/Left - \$50 ea.

- Black: TM30-R (Right), TM30-L (Left)
- Silver: TM31-R (Right), TM31-L (Left)
- White: TM34-R (Right), TM34-L (Left)

Wire Tray / Premium Metal Finish

- WMT: Wire metal tray. Mounts under top and comes standard in MFW White - \$210

Premium Metal Finish

- Specify premium Metal Finish in Front of Price List
- Premium Metal Finish for WMT wire management tray - \$75 ea



Non-Powered Worksurface

Panels not included

[Click here to view statement of line](#)

Product Features

- "W/G" worksurfaces are 1" thick, "M" worksurfaces are 1-1/8" thick
- Ships KD
- Bar height 42", desk height 29"
- T75 worksurface wire cutout is standard on all worksurfaces.(T75D: Delete cutout is optional)

Notes

- PANELS NOT INCLUDED

Options

Grommet (Standard Location)

Specify Color and Location Right/Left - \$50 ea.

- Black: TM30-R (Right), TM30-L (Left)
- Silver: TM31-R (Right), TM31-L (Left)
- White: TM34-R (Right), TM34-L (Left)

Wire Tray / Premium Metal Finish

- WMT: Wire metal tray. Mounts under top and comes standard in MFW White - \$210

Premium Metal Finish

- Specify premium Metal Finish in Front of Price List
- Premium Metal Finish for WMT wire management tray - \$75 ea

1 Select Model

Right Return Desk Height  
76 x 68 x 1

Weight

Standard Veneer Top

HNY7226WT172W 2466

Right Return Bar Height  
76 x 68 x 1

HNY7226WT170W 2466

2 Select Finish

[Click to view finishes](#)

3 Select Feet Finish

Feet N/A

[Click to view edges](#)

4 Select Edge

[Click to view hardware](#)



High Pressure Laminate Top

HNY7226WT172G 2034

HNY7226WT170G 2034

[Click to view finishes](#)



Thermally Fused Laminate Top

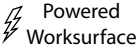
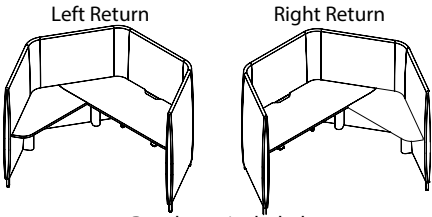
HNY7226WT172M 1335
















HNY7226WT170M 1335

[Click to view finishes](#)







1 Select Model		Standard Veneer Top		Premium Veneer Top	High Pressure Laminate Top		Thermally Fused Laminate Top	
w" x d" x h"								
Left Return				"P" Option N/A				
75 x 66 x 1	145	HNY7125WT183W	5989		HNY7125WT183G	5530	HNY7125WT183M	4979
Right Return				"P" Option N/A				
75 x 66 x 1	145	HNY7125WT173W	5989		HNY7125WT173G	5530	HNY7125WT173M	4979
2 Select Finish		Click to view finishes			Click to view finishes		Click to view finishes	
3 Select Feet Finish		Feet N/A						
Click to view edges								
4 Select Edge		Click to view hardware			Click to view hardware		Click to view hardware	
		<div><div></div><div>Cliff-1</div><div>Veneer</div></div> <div><div></div><div>Cliff-2</div><div>Black</div></div> <div><div></div><div>Cliff-3</div><div>White</div></div>		<div><div></div><div>Cliff-1</div><div>Matching</div></div> <div><div></div><div>Cliff-2</div><div>Black</div></div> <div><div></div><div>Cliff-3</div><div>White</div></div>		<div><div></div><div>Flat-2</div><div>Black</div></div> <div><div></div><div>Flat-3</div><div>White</div></div> <div><div></div><div>Flat-4</div><div>Matching</div></div>		
		<div><div></div><div>Flat-1</div><div>Veneer</div></div> <div><div></div><div>Flat-2</div><div>Black</div></div> <div><div></div><div>Flat-3</div><div>White</div></div>		<div><div></div><div>Flat-1</div><div>Matching</div></div> <div><div></div><div>Flat-2</div><div>Black</div></div> <div><div></div><div>Flat-3</div><div>White</div></div>				

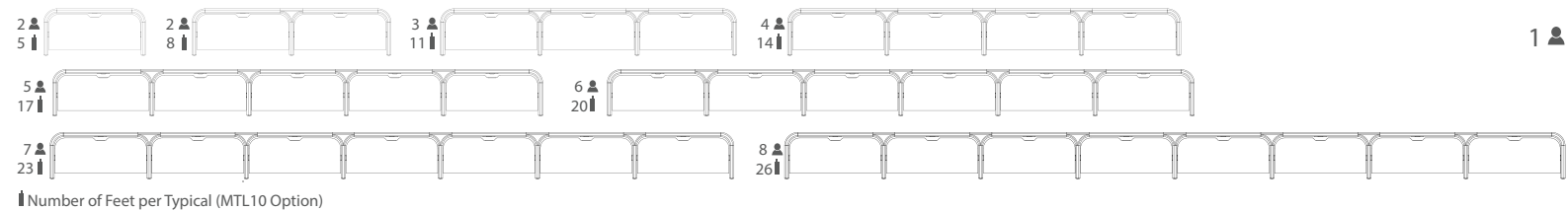
DARRAN®



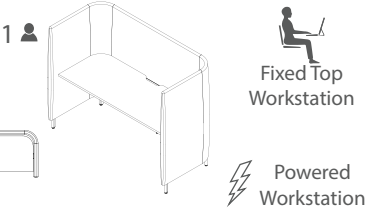
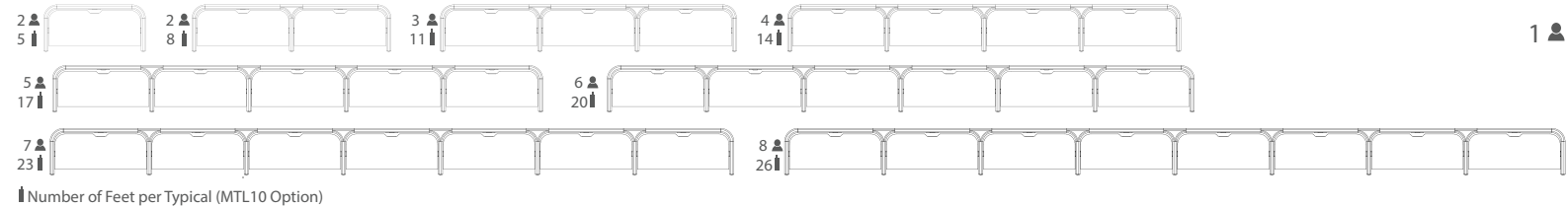
Honey 90 Degree

Effective May 2025

Designed By Mark Müller and Chris Wright



1 Select Model w" x d" x h"	Weight	Standard Veneer Top Upholstered Panels - COM\$	Premium Veneer Top Upholstered Panels - COM\$	High Pressure Laminate Top Upholstered Panels - COM\$	Thermally Fused Laminate Top Upholstered Panels - COM\$
563 x 34 x 55	8	HNY56334HA553W 66332	"P" Option N/A	HNY56334HA553G 64596	HNY56334HA553M 61284
490 x 34 x 55	7	HNY49034HA553W 58242	"P" Option N/A	HNY49034HA553G 56723	HNY49034HA553M 53825
421 x 34 x 55	6	HNY42134HA553W 50152	"P" Option N/A	HNY42134HA553G 48850	HNY42134HA553M 46366
351 x 34 x 55	5	HNY35134HA553W 42062	"P" Option N/A	HNY35134HA553G 40977	HNY35134HA553M 38907
282 x 34 x 55	4	HNY28234HA553W 33972	"P" Option N/A	HNY28234HA553G 33104	HNY28234HA553M 31448
212 x 34 x 55	3	HNY21234HA553W 25882	"P" Option N/A	HNY21234HA553G 25231	HNY21234HA553M 23989
143 x 34 x 55	2	HNY14334HA553W 17792	"P" Option N/A	HNY14334HA553G 17358	HNY14334HA553M 16530
73 x 34 x 55	1	HNY7334HA553W 9702	"P" Option N/A	HNY7334HA553G 9485	HNY7334HA553M 9071
Click here to view statement of line					
<b>Product Features</b>					
- HNY672WT163 Height Adjustable worksurfaces are included					
- 5" Solid wood feet - oval shape					
- 4 Power outlets with 1 telecom plate, see options below for telecom plate					
- Ships KD					
- Wire management tray attaches to worksurface top, standard in MFW White, see premium Metal Finish for options					
- Hardwire infeed and jumpers are included in workstations					
- T75 worksurface wire cutout is standard on all worksurfaces.(T75D: Delete cutout is optional)					
<b>Options</b>					
<b>Accessories</b>					
- K28: Articulating Keyboard w/ Mouse - \$390					
- K31-SK: Center drawer w/ skirt - \$310					
- K31: Center drawer w/o skirt - \$205					
<b>Concealed Floor Power Infeed Cover</b>					
- PCEB: White Metal Finish concealed floor power infeed cover - \$150					
<b>Metal Feet</b>					
- MTL10: Replace solid wood feet with metal feet, standard MFW White - \$55 ea					
<b>Premium Metal Finish</b>					
- See Front of Price List for Premium Metal Finish Options					
- Premium Metal Finish for WMT Wire Management Tray - \$75 ea					
- Premium Metal Finish for MTL10 Metal Feet - \$20 ea					
- Premium Metal Finish for PCEB Concealed Floor Power Infeed Cover - \$35					
<b>Telecom Plates</b>					
- Each power unit has 1 plate. All telecom connectors sold separately.					
- RJ45 (1) - \$55, RJ45 (2) - \$110, RJ45 (3) - \$165, USB (1) - \$70, USB (2) - \$140, RJ45/USB - \$125, RJ45/HDMI - \$210, HDMI/USB - \$205					
<b>2 Select Finish</b>					
Click to view finishes					
<b>3 Select Edge</b>					
Click to view finishes					
<b>4 Select Hardware</b>					
Click to view edges					
Hardware N/A					



1 Select Model w" x d" x h"	Weight	Standard Veneer Top Upholstered Panels - COM\$	Premium Veneer Top Upholstered Panels - COM\$	High Pressure Laminate Top Upholstered Panels - COM\$	Thermally Fused Laminate Top Upholstered Panels - COM\$
563 x 34 x 55	8	HNY56334FP553W 44532	"P" Option N/A	HNY56334FP553G 42796	HNY56334FP553M 39492
490 x 34 x 55	7	HNY49034FP553W 39167	"P" Option N/A	HNY49034FP553G 37648	HNY49034FP553M 34757
421 x 34 x 55	6	HNY42134FP553W 33802	"P" Option N/A	HNY42134FP553G 32500	HNY42134FP553M 30022
351 x 34 x 55	5	HNY35134FP553W 28437	"P" Option N/A	HNY35134FP553G 27352	HNY35134FP553M 25287
282 x 34 x 55	4	HNY28234FP553W 23072	"P" Option N/A	HNY28234FP553G 22204	HNY28234FP553M 20552
212 x 34 x 55	3	HNY21234FP553W 17707	"P" Option N/A	HNY21234FP553G 17056	HNY21234FP553M 15817
143 x 34 x 55	2	HNY14334FP553W 12342	"P" Option N/A	HNY14334FP553G 11908	HNY14334FP553M 11082
73 x 34 x 55	1	HNY7334FP553W 6977	"P" Option N/A	HNY7334FP553G 6760	HNY7334FP553M 6347

Click to view finishes

Click to view finishes

Click to view finishes

Click to view edges

Hardware  
N/A

Cliff-1  
Matching

Cliff-2  
Black

Cliff-3  
White

Flat-1  
Matching

Flat-2  
Black

Flat-3  
White

Flat-2  
Black

Flat-3  
White

Flat-4  
Matching

[Click here to view statement of line](#)

Product Features

- HNY6726WT162 Fixed Desk Height Worksurfaces are included
- 5" Solid wood feet - oval shape
- 4 Power outlets with 1 telecom plate, see options below for telecom plate
- Ships KD
- Wire management tray attaches to worksurface top, standard in MFW White, see premium Metal Finish for options
- Hardwire infeed and jumpers are included in workstations
- T75 worksurface wire cutout is standard on all worksurfaces.(T75D: Delete cutout is optional)

Options

Accessories

- K28: Articulating Keyboard w/ Mouse - \$390
- K31-SK: Center drawer w/ skirt - \$310
- K31: Center drawer w/o skirt - \$205

Concealed Floor Power Infeed Cover

- PCEB: White Metal Finish concealed floor power infeed cover - \$150

Metal Feet

- MTL10: Replace solid wood feet with metal feet, standard MFW White - \$55 ea

Premium Metal Finish

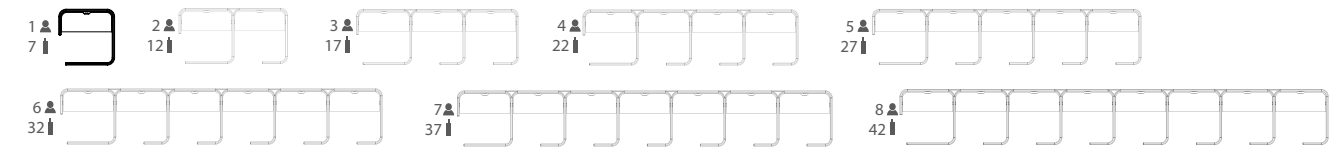
- See Front of Price List for Premium Metal Finish Options
- Premium Metal Finish for WMT Wire Management Tray - \$75 ea
- Premium Metal Finish for MTL10 Metal Feet - \$20 ea
- Premium Metal Finish for PCEB Concealed Floor Power Infeed Cover - \$35

Telecom Plates

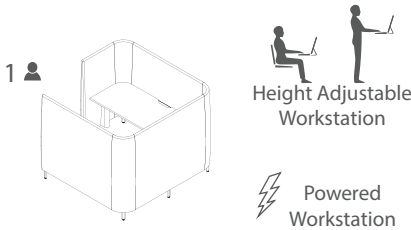
- Each power unit has 1 plate. All telecom connectors sold separately.
- RJ45 (1) - \$55, RJ45 (2) - \$110, RJ45 (3) - \$165, USB (1) - \$70, USB (2) - \$140, RJ45/USB - \$125, RJ45/HDMI - \$210, HDMI/USB - \$205

Worksurface Height

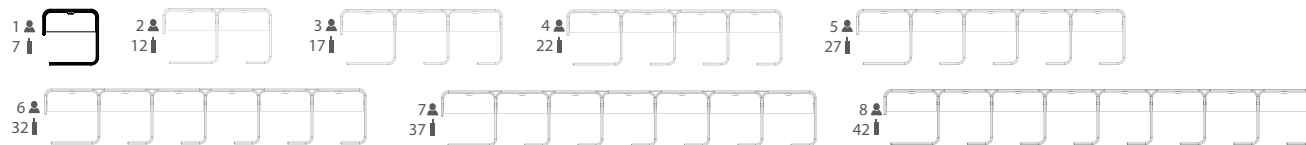
- THL-42: Modify worksurface height to bar height - N/C



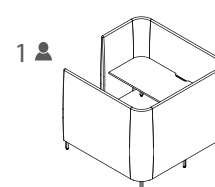
Number of Feet per Typical (MTL10 Option)



1 Select Model	Weight	Standard Veneer Top Upholstered Panels - COM\$	Premium Veneer Top Upholstered Panels - COM\$	High Pressure Laminate Top Upholstered Panels - COM\$	Thermally Fused Laminate Top Upholstered Panels - COM\$
w" x d" x h"					
560 x 73 x 55	8	HNY56073HA555W 84132	"P" Option N/A	HNY56073HA555G 82396	HNY56073HA555M 79084
491 x 73 x 55	7	HNY49173HA555W 73876	"P" Option N/A	HNY49173HA555G 72357	HNY49173HA555M 69459
421 x 73 x 55	6	HNY42173HA555W 63620	"P" Option N/A	HNY42173HA555G 62318	HNY42173HA555M 59834
352 X 73 X 55	5	HNY35273HA555W 53364	"P" Option N/A	HNY35273HA555G 52279	HNY35273HA555M 50209
282 x 73 x 55	4	HNY28273HA555W 43108	"P" Option N/A	HNY28273HA555G 42240	HNY28273HA555M 40584
212 x 73 x 55	3	HNY21273HA555W 32852	"P" Option N/A	HNY21273HA555G 32201	HNY21273HA555M 30959
143 x 73 x 55	2	HNY14373HA555W 22596	"P" Option N/A	HNY14373HA555G 22162	HNY14373HA555M 21334
73 x 73 x 55	1	HNY7373HA555W 12340	"P" Option N/A	HNY7373HA555G 12123	HNY7373HA555M 11709
Click here to view statement of line					
<b>Product Features</b>					
- HNY672WT163 Height Adjustable worksurfaces are included					
- 5" Solid wood feet - oval shape					
- 4 Power outlets with 1 telecom plate, see options below for telecom plate					
- Ships KD					
- Wire management tray attaches to worksurface top, standard in MFW White, see premium Metal Finish for options					
- Hardwire infeed and jumpers are included in workstations					
- T75 worksurface wire cutout is standard on all worksurfaces.(T75D: Delete cutout is optional)					
<b>Options</b>					
<b>Accessories</b>					
- K28: Articulating Keyboard w/ Mouse - \$390					
- K31-SK: Center drawer w/ skirt - \$310					
- K31: Center drawer w/o skirt - \$205					
<b>Concealed Floor Power Infeed Cover</b>					
- PCEB: White Metal Finish concealed floor power infeed cover - \$150					
<b>Metal Feet</b>					
- MTL10: Replace solid wood feet with metal feet, standard MFW White - \$55 ea					
<b>Premium Metal Finish</b>					
- See Front of Price List for Premium Metal Finish Options					
- Premium Metal Finish for WMT Wire Management Tray - \$75 ea					
- Premium Metal Finish for MTL10 Metal Feet - \$20 ea					
- Premium Metal Finish for PCEB Concealed Floor Power Infeed Cover - \$35					
<b>Telecom Plates</b>					
- Each power unit has 1 plate. All telecom connectors sold separately.					
- RJ45 (1) - \$55, RJ45 (2) - \$110, RJ45 (3) - \$165, USB (1) - \$70, USB (2) - \$140, RJ45/USB - \$125, RJ45/HDMI - \$210, HDMI/USB - \$205					
<b>2 Select Finish</b>					
Click to view finishes					
<b>3 Select Edge</b>					
Click to view finishes					
<b>4 Select Hardware</b>					
Click to view edges					
Hardware N/A					



■ Number of Feet per Typical (MTL10 Option)



Fixed Top Workstation



Powered Workstation

Weight

 $w'' \times d'' \times h''$ 

Standard Veneer Top  
Upholstered Panels - COM\$

560 x 73 x 55	8	HN56073FP555W	62332
491 x 73 x 55	7	HN49173FP555W	54801
421 x 73 x 55	6	HN42173FP555W	47270
352 x 73 x 55	5	HN35273FP555W	39739
282 x 73 x 55	4	HN28273FP555W	32208
212 x 73 x 55	3	HN21273FP555W	24677
143 x 73 x 55	2	HN14373FP555W	17146
73 x 73 x 55	1	HN7373FP555W	9615

Premium Veneer Top  
Upholstered Panels - COM\$

[illegible]

High Pressure Laminate Top  
Upholstered Panels - COM\$

HNY56073FP555G	60596
HNY49173FP555G	53282
HNY42173FP555G	45968
HNY35273FP555G	38654
HNY28273FP555G	31340
HNY21273FP555G	24026
HNY14373FP555G	16712
HNY7373FP555G	9398

Thermally Fused Laminate Top  
Upholstered Panels - COM\$

HNY56073FP555M	57292
HNY49173FP555M	50391
HNY42173FP555M	43490
HNY35273FP555M	36589
HNY28273FP555M	29688
HNY21273FP555M	22787
HNY14373FP555M	15886
HNY7373FP555M	8985

[Click here to view statement of line](#)

## Product Features

- HNY6726WT162 Fixed Desk Height Worksurfaces are included
- 5" Solid wood feet - oval shape
- 4 Power outlets with 1 telecom plate, see options below for telecom plate
- Ships KD
- Wire management tray attaches to worksurface top, standard in MFW White, see premium Metal Finish for options
- Hardwire infeed and jumpers are included in workstations
- T75 worksurface wire cutout is standard on all worksurfaces.(T75D: Delete cutout is optional)

## Options

## Accessories

- K28: Articulating Keyboard w/ Mouse - \$390
- K31-SK: Center drawer w/ skirt - \$310
- K31: Center drawer w/o skirt - \$205

### Concealed Floor Power Infeed Cover

- PCEB: White Metal Finish concealed floor power infeed cover - \$150

### Metal Feet

- MTL10: Replace solid wood feet with metal feet, standard MFW White - \$55 ea

### Premium Metal Finish

- See Front of Price List for Premium Metal Finish Options
- Premium Metal Finish for WMT Wire Management Tray - \$75 ea
- Premium Metal Finish for MTL10 Metal Feet - \$20 ea
- Premium Metal Finish for PCEB Concealed Floor Power Infeed Cover - \$35

## Telecom Plates

- Each power unit has 1 plate. All telecom connectors sold separately.
- RJ45 (1) - \$55, RJ45 (2) - \$110, RJ45 (3) - \$165, USB (1) - \$70, USB (2) - \$140, RJ45/USB - \$125, RJ45/HDMI - \$210, HDMI/USB - \$205

### Worksurface Height

- THL-42: Modify worksurface height to bar height - N/C

### 3 Select Edge

[Click to view finishes](#)

## 4 Select Hardware

Click to view edges

Hardware  
N/A



### Inline 90° Workstation Typical

■ Number of Feet per Typical (MTL10 Option)



## 1 Select Model

Weight

## 2 Select Finish

[Click to view finishes](#)

### 3 Select Edge

[Click to view finishes](#)

## 4 Select Hardware

Click to view edges

Hardware  
N/A



## Product Features

- HNY6727WT163 Height Adjustable worksurfaces are included
- 5" Solid wood feet - oval shape
- 4 Power outlets with 1 telecom plate, see options below for telecom plate
- Ships KD
- Wire management tray attaches to worksurface top, standard in MFW White, see premium Metal Finish for options
- Hardwire infeed and jumpers are included in workstations
- T75 worksurface wire cutout is standard on all worksurfaces.(T75D: Delete cutout is optional)

## Options

## Accessories

- K28: Articulating Keyboard w/ Mouse - \$390
- K31-SK: Center drawer w/ skirt - \$310
- K31: Center drawer w/o skirt - \$205

### Concealed Floor Power Infeed Cover

- PCEB: White Metal Finish concealed floor power infeed cover - \$150

**Metal Feet**

- MTL10: Replace solid wood feet with metal feet, standard MFW White - \$55 ea

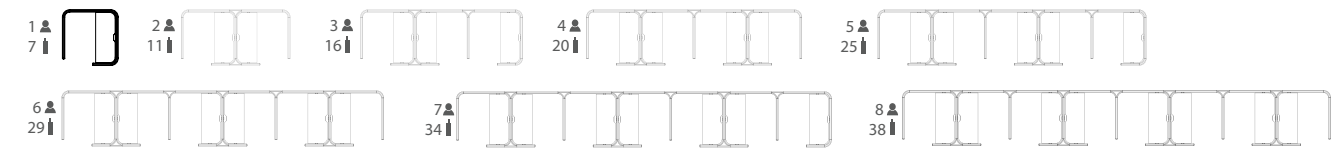
### Premium Metal Finish

- See Front of Price List for Premium Metal Finish Options
- Premium Metal Finish for WMT Wire Management Tray - \$75 ea
- Premium Metal Finish for MTL10 Metal Feet - \$20 ea
- Premium Metal Finish for PCEB Concealed Floor Power Infeed Cover - \$35

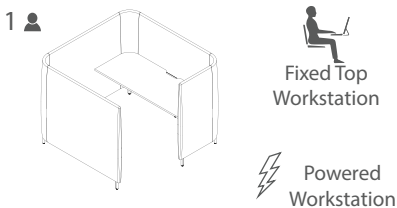
## Telecom Plates

- Each power unit has 1 plate. All telecom connectors sold separately.
- RJ45 (1) - \$55, RJ45 (2) - \$110, RJ45 (3) - \$165, USB (1) - \$70, USB (2) - \$140, RJ45/USB - \$125, RJ45/HDMI - \$210, HDMI/USB - \$205





Number of Feet per Typical (MTL10 Option)



1 Select Model	Weight	Standard Veneer Top Upholstered Panels - COM\$	Premium Veneer Top Upholstered Panels - COM\$	High Pressure Laminate Top Upholstered Panels - COM\$	Thermally Fused Laminate Top Upholstered Panels - COM\$
w" x d" x h"					
560 x 73 x 55	8	HNY56073FP556W 58532	"P" Option N/A	HNY56073FP556G 56796	HNY56073FP556M 53492
491 x 73 x 55	7	HNY49173FP556W 52086	"P" Option N/A	HNY49173FP556G 50567	HNY49173FP556M 47676
421 x 73 x 55	6	HNY42173FP556W 44375	"P" Option N/A	HNY42173FP556G 43073	HNY42173FP556M 40595
352 x 73 x 55	5	HNY35273FP556W 37929	"P" Option N/A	HNY35273FP556G 36844	HNY35273FP556M 34779
282 x 73 x 55	4	HNY28273FP556W 30218	"P" Option N/A	HNY28273FP556G 29350	HNY28273FP556M 27698
212 x 73 x 55	3	HNY21273FP556W 23772	"P" Option N/A	HNY21273FP556G 23121	HNY21273FP556M 21882
143 x 73 x 55	2	HNY14373FP556W 16061	"P" Option N/A	HNY14373FP556G 15627	HNY14373FP556M 14801
73 x 73 x 55	1	HNY7373FP556W 9615	"P" Option N/A	HNY7373FP556G 9398	HNY7373FP556M 8985
Click here to view statement of line					
<b>Product Features</b>					
- HNY6726WT162 Fixed Desk Height Worksurfaces are included					
- 5" Solid wood feet - oval shape					
- 4 Power outlets with 1 telecom plate, see options below for telecom plate					
- Ships KD					
- Wire management tray attaches to worksurface top, standard in MFW White, see premium Metal Finish for options					
- Hardwire infeed and jumpers are included in workstations					
- T75 worksurface wire cutout is standard on all worksurfaces.(T75D: Delete cutout is optional)					
<b>Options</b>					
<b>Accessories</b>					
- K28: Articulating Keyboard w/ Mouse - \$390					
- K31-SK: Center drawer w/ skirt - \$310					
- K31: Center drawer w/o skirt - \$205					
<b>Concealed Floor Power Infeed Cover</b>					
- PCEB: White Metal Finish concealed floor power infeed cover - \$150					
<b>Metal Feet</b>					
- MTL10: Replace solid wood feet with metal feet, standard MFW White - \$55 ea					
<b>Premium Metal Finish</b>					
- See Front of Price List for Premium Metal Finish Options					
- Premium Metal Finish for WMT Wire Management Tray - \$75 ea					
- Premium Metal Finish for MTL10 Metal Feet - \$20 ea					
- Premium Metal Finish for PCEB Concealed Floor Power Infeed Cover - \$35					
<b>Telecom Plates</b>					
- Each power unit has 1 plate. All telecom connectors sold separately.					
- RJ45 (1) - \$55, RJ45 (2) - \$110, RJ45 (3) - \$165, USB (1) - \$70, USB (2) - \$140, RJ45/USB - \$125, RJ45/HDMI - \$210, HDMI/USB - \$205					
<b>Worksurface Height</b>					
- THL-42: Modify worksurface height to bar height - N/C					
<b>2 Select Finish</b>					
Click to view finishes					
<b>3 Select Edge</b>					
Click to view finishes					
<b>4 Select Hardware</b>					
Click to view edges					
Hardware N/A					
Cliff-1 Matching Black White					
Flat-1 Matching Black White					
Flat-2 Black White Matching					





Number of Feet per Typical (MTL10 Option)

1 Select Model  
w" x d" x h"

Weight

	Standard Veneer Top Upholstered Panels - COM\$	
282 x 64 x 55	8 HNY28264HA560W	56366
212 x 64 x 55	6 HNY21264HA560W	42989
143 x 64 x 55	4 HNY14364HA560W	29612
73 x 64 x 55	2 HNY7364HA560W	16235

[Click here for Graded In Pricing](#)

2 Select Finish

Click to view finishes

3 Select Edge

Click to view finishes

4 Select Hardware

Click to view edges

Hardware  
N/A

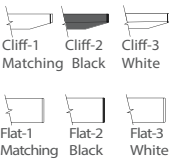
Premium Veneer Top Upholstered Panels - COM\$

"P" Option N/A
"P" Option N/A
"P" Option N/A
"P" Option N/A

High Pressure Laminate Top Upholstered Panels - COM\$

HNY28264HA560G	54630
HNY21264HA560G	41687
HNY14364HA560G	28744
HNY7364HA560G	15801

Click to view finishes



Thermally Fused Laminate Top Upholstered Panels - COM\$

HNY28264HA560M	51318
HNY21264HA560M	39203
HNY14364HA560M	27088
HNY7364HA560M	14973

Click to view finishes



2



Click here to view statement of line

Product Features

- HNY6727WT163 Height Adjustable worksurfaces are included
- 5" Solid wood feet - oval shape
- 4 Power outlets with 1 telecom plate, see options below for telecom plate
- Ships KD
- Wire management tray attaches to worksurface top, standard in MFW White, see premium Metal Finish for options
- Hardwire infeed and jumpers are included in workstations
- T75 worksurface wire cutout is standard on all worksurfaces.(T75D: Delete cutout is optional)

Options

Accessories

- K28: Articulating Keyboard w/ Mouse - \$390
- K31-SK: Center drawer w/ skirt - \$310
- K31: Center drawer w/o skirt - \$205

Concealed Floor Power Infeed Cover

- PCEB: White Metal Finish concealed floor power infeed cover - \$150

Metal Feet

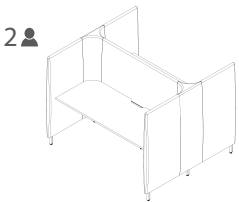
- MTL10: Replace solid wood feet with metal feet, standard MFW White - \$55 ea

Premium Metal Finish

- See Front of Price List for Premium Metal Finish Options
- Premium Metal Finish for WMT Wire Management Tray - \$75 ea
- Premium Metal Finish for MTL10 Metal Feet - \$20 ea
- Premium Metal Finish for PCEB Concealed Floor Power Infeed Cover - \$35

Telecom Plates

- Each power unit has 1 plate. All telecom connectors sold separately.
- RJ45 (1) - \$55, RJ45 (2) - \$110, RJ45 (3) - \$165, USB (1) - \$70, USB (2) - \$140, RJ45/USB - \$125, RJ45/HDMI - \$210, HDMI/USB - \$205



Number of Feet per Typical (MTL10 Option)

1 Select Model w" x d" x h"	Weight	Standard Veneer Top Upholstered Panels - COM\$	Premium Veneer Top Upholstered Panels - COM\$	High Pressure Laminate Top Upholstered Panels - COM\$	Thermally Fused Laminate Top Upholstered Panels - COM\$
282 x 64 x 55	8	HNY28264FP560W 34566	"P" Option N/A	HNY28264FP560G 32830	HNY28264FP560M 29526
212 x 64 x 55	6	HNY21264FP560W 26639	"P" Option N/A	HNY21264FP560G 25337	HNY21264FP560M 22859
143 x 64 x 55	4	HNY14364FP560W 18712	"P" Option N/A	HNY14364FP560G 17844	HNY14364FP560M 16192
73 x 64 x 55	2	HNY7364FP560W 10785	"P" Option N/A	HNY7364FP560G 10351	HNY7364FP560M 9525
Click to view finishes					
Click to view finishes					
Click to view finishes					
Click to view edges					
Hardware N/A					
Cliff-1 Matching Cliff-2 Black Cliff-3 White Flat-1 Matching Flat-2 Black Flat-3 White					
Flat-2 Black Flat-3 White Flat-4 Matching					

[Click here to view statement of line](#)

Product Features

- HNY6726WT162 Fixed Desk Height Worksurfaces are included
- 5" Solid wood feet - oval shape
- 4 Power outlets with 1 telecom plate, see options below for telecom plate
- Ships KD
- Wire management tray attaches to worksurface top, standard in MFW White, see premium Metal Finish for options
- Hardwire infeed and jumpers are included in workstations
- T75 worksurface wire cutout is standard on all worksurfaces.(T75D: Delete cutout is optional)

Options

Accessories

- K28: Articulating Keyboard w/ Mouse - \$390
- K31-SK: Center drawer w/ skirt - \$310
- K31: Center drawer w/o skirt - \$205

Concealed Floor Power Infeed Cover

- PCEB: White Metal Finish concealed floor power infeed cover - \$150

Metal Feet

- MTL10: Replace solid wood feet with metal feet, standard MFW White - \$55 ea

Premium Metal Finish

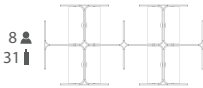
- See Front of Price List for Premium Metal Finish Options
- Premium Metal Finish for WMT Wire Management Tray - \$75 ea
- Premium Metal Finish for MTL10 Metal Feet - \$20 ea
- Premium Metal Finish for PCEB Concealed Floor Power Infeed Cover - \$35

Telecom Plates

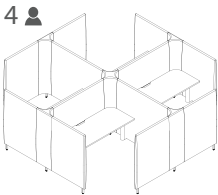
- Each power unit has 1 plate. All telecom connectors sold separately.
- RJ45 (1) - \$55, RJ45 (2) - \$110, RJ45 (3) - \$165, USB (1) - \$70, USB (2) - \$140, RJ45/USB - \$125, RJ45/HDMI - \$210, HDMI/USB - \$205

Worksurface Height

- THL-42: Modify worksurface height to bar height - N/C



Number of Feet per Typical (MTL10 Option)



1 Select Model w" x d" x h"	Weight	Standard Veneer Top Upholstered Panels - COM\$	Premium Veneer Top Upholstered Panels - COM\$	High Pressure Laminate Top Upholstered Panels - COM\$	Thermally Fused Laminate Top Upholstered Panels - COM\$
282 x 143 x 55 143 x 143 x 55		8 HNY282143HA563W 70160 4 HNY143143HA563W 36404	"P" Option N/A "P" Option N/A	HNY282143HA563G 68424 HNY143143HA563G 35536	HNY282143HA563M 65112 HNY143143HA563M 33880
		Click to view finishes		Click to view finishes	Click to view finishes
3 Select Edge Click to view finishes					
4 Select Hardware Click to view edges	Hardware N/A			<div>Cliff-1 Matching</div> <div>Cliff-2 Black</div> <div>Cliff-3 White</div> <div>Flat-1 Matching</div> <div>Flat-2 Black</div> <div>Flat-3 White</div>	<div>Flat-2 Black</div> <div>Flat-3 White</div> <div>Flat-4 Matching</div>

[Click here to view statement of line](#)

Product Features

- HNY6727WT163 Height Adjustable worksurfaces are included
- 5" Solid wood feet - oval shape
- 4 Power outlets with 1 telecom plate, see options below for telecom plate
- Ships KD
- Wire management tray attaches to worksurface top, standard in MFW White, see premium Metal Finish for options
- Hardwire infeed and jumpers are included in workstations
- T75 worksurface wire cutout is standard on all worksurfaces.(T75D: Delete cutout is optional)

Options

Accessories

- K28: Articulating Keyboard w/ Mouse - \$390
- K31-SK: Center drawer w/ skirt - \$310
- K31: Center drawer w/o skirt - \$205

Concealed Floor Power Infeed Cover

- PCEB: White Metal Finish concealed floor power infeed cover - \$150

Metal Feet

- MTL10: Replace solid wood feet with metal feet, standard MFW White - \$55 ea

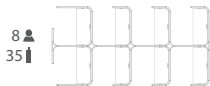
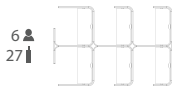
Premium Metal Finish

- See Front of Price List for Premium Metal Finish Options
- Premium Metal Finish for WMT Wire Management Tray - \$75 ea
- Premium Metal Finish for MTL10 Metal Feet - \$20 ea
- Premium Metal Finish for PCEB Concealed Floor Power Infeed Cover - \$35

Telecom Plates

- Each power unit has 1 plate. All telecom connectors sold separately.
- RJ45 (1) - \$55, RJ45 (2) - \$110, RJ45 (3) - \$165, USB (1) - \$70, USB (2) - \$140, RJ45/USB - \$125, RJ45/HDMI - \$210, HDMI/USB - \$205





Number of Feet per Typical (MTL10 Option)

1 Select Model

w" x d" x h"	Weight	Standard Veneer Top Upholstered Panels - COM\$
282 x 143 x 55	8	HNY282143HA562W 77632
212 x 143 x 55	6	HNY212143HA562W 59152
143 x 143 x 55	4	HNY143143HA562W 40672
73 x 143 x 55	2	HNY73143HA562W 22192

2 Select Finish

Click to view finishes

3 Select Edge

Click to view finishes

4 Select Hardware

Click to view edges

Hardware  
N/A

Premium Veneer Top Upholstered Panels - COM\$

"P" Option N/A  
"P" Option N/A  
"P" Option N/A  
"P" Option N/A

High Pressure Laminate Top Upholstered Panels - COM\$

HNY282143HA562G 75896  
HNY212143HA562G 57850  
HNY143143HA562G 39804  
HNY73143HA562G 21758


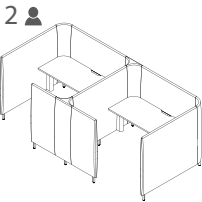
Click to view finishes



Thermally Fused Laminate Top Upholstered Panels - COM\$

HNY282143HA562M 72584  
HNY212143HA562M 55366  
HNY143143HA562M 38148  
HNY73143HA562M 20930

Click to view finishes



Click here to view statement of line

Product Features

- HNY6727WT163 Height Adjustable worksurfaces are included
- 5" Solid wood feet - oval shape
- 4 Power outlets with 1 telecom plate, see options below for telecom plate
- Ships KD
- Wire management tray attaches to worksurface top, standard in MFW White, see premium Metal Finish for options
- Hardwire infeed and jumpers are included in workstations
- T75 worksurface wire cutout is standard on all worksurfaces.(T75D: Delete cutout is optional)

Options

Accessories

- K28: Articulating Keyboard w/ Mouse - \$390
- K31-SK: Center drawer w/ skirt - \$310
- K31: Center drawer w/o skirt - \$205

Concealed Floor Power Infeed Cover

- PCEB: White Metal Finish concealed floor power infeed cover - \$150

Metal Feet

- MTL10: Replace solid wood feet with metal feet, standard MFW White - \$55 ea

Premium Metal Finish

- See Front of Price List for Premium Metal Finish Options
- Premium Metal Finish for WMT Wire Management Tray - \$75 ea
- Premium Metal Finish for MTL10 Metal Feet - \$20 ea
- Premium Metal Finish for PCEB Concealed Floor Power Infeed Cover - \$35

Telecom Plates

- Each power unit has 1 plate. All telecom connectors sold separately.
- RJ45 (1) - \$55, RJ45 (2) - \$110, RJ45 (3) - \$165, USB (1) - \$70, USB (2) - \$140, RJ45/USB - \$125, RJ45/HDMI - \$210, HDMI/USB - \$205



Number of Feet per Typical (MTL10 Option)

1 Select Model  
w" x d" x h"

	Weight		
		Standard Veneer Top Upholstered Panels - COM\$	
282 x 143 x 55	8	HNY282143FP562W	55832
212 x 143 x 55	6	HNY212143FP562W	42802
143 x 143 x 55	4	HNY143143FP562W	29772
73 x 143 x 55	2	HNY73143FP562W	16742

[Click here for Graded In Pricing](#)

2 Select Finish

Click to view finishes

3 Select Edge  
Click to view finishes

4 Select Hardware  
Click to view edges

Hardware  
N/A

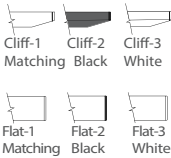
Premium Veneer Top Upholstered Panels - COM\$

"P" Option N/A  
"P" Option N/A  
"P" Option N/A  
"P" Option N/A

High Pressure Laminate Top Upholstered Panels - COM\$

HNY282143FP562G 54096  
HNY212143FP562G 41500  
HNY143143FP562G 28904  
HNY73143FP562G 16308


Click to view finishes



Thermally Fused Laminate Top Upholstered Panels - COM\$

HNY282143FP562M 50792  
HNY212143FP562M 39022  
HNY143143FP562M 27252  
HNY73143FP562M 15482

Click to view finishes



[Click here to view statement of line](#)

Product Features

- HNY6726WT162 Fixed Desk Height Worksurfaces are included
- 5" Solid wood feet - oval shape
- 4 Power outlets with 1 telecom plate, see options below for telecom plate
- Ships KD
- Wire management tray attaches to worksurface top, standard in MFW White, see premium Metal Finish for options
- Hardwire infeed and jumpers are included in workstations
- T75 worksurface wire cutout is standard on all worksurfaces.(T75D: Delete cutout is optional)

Options

Accessories

- K28: Articulating Keyboard w/ Mouse - \$390
- K31-SK: Center drawer w/ skirt - \$310
- K31: Center drawer w/o skirt - \$205

Concealed Floor Power Infeed Cover

- PCEB: White Metal Finish concealed floor power infeed cover - \$150

Metal Feet

- MTL10: Replace solid wood feet with metal feet, standard MFW White - \$55 ea

Premium Metal Finish

- See Front of Price List for Premium Metal Finish Options
- Premium Metal Finish for WMT Wire Management Tray - \$75 ea
- Premium Metal Finish for MTL10 Metal Feet - \$20 ea
- Premium Metal Finish for PCEB Concealed Floor Power Infeed Cover - \$35

Telecom Plates

- Each power unit has 1 plate. All telecom connectors sold separately.
- RJ45 (1) - \$55, RJ45 (2) - \$110, RJ45 (3) - \$165, USB (1) - \$70, USB (2) - \$140, RJ45/USB - \$125, RJ45/HDMI - \$210, HDMI/USB - \$205


Worksurface Height

- THL-42: Modify worksurface height to bar height - N/C

Honey

90° Starter Panel  
Flat End

[Click here to view statement of line](#)



1 Model  
HNY2455SP908

w" x d" x h"  
24 x 3 x 55

COM	COL	1	2	3	4	5	6	7	8	9	10	11/L1	12	13/L2
1043	N/A	1108	1140	1172	1204	1236	1268	1300	1332	1364	1396	1428	1460	1524

Upholstery Requirements  
Fabric yds: 1.75    Leather Sq. Ft.: N/A  
Carton Weight: 15

2 Select Finish

[Click to view finishes](#)

3 Combination Fabrics

Combination  
Fabric Option  
Not Available

Product Features

- 5" Solid wood feet - oval shape

Notes

- To configure workstations, customer is required to send drawing

Options

Metal Feet

- MTL10: Replace solid wood feet with metal feet, standard in MFW White  
- \$55 ea


Premium Metal Finish

- See Front of Price List for Premium Metal Finish Options  
- Premium Metal Finish for MTL10: Metal feet \$20 per foot

Honey

90° Starter Panel  
Flat End

[Click here to view statement of line](#)



1 Model  
HNY5555SP909

w" x d" x h"  
54 x 3 x 55

COM	COL	1	2	3	4	5	6	7	8	9	10	11/L1	12	13/L2
1515	N/A	1645	1709	1773	1837	1901	1965	2029	2093	2157	2221	2285	2349	2477

Upholstery Requirements  
Fabric yds: 3.5 Leather Sq. Ft.:N/A  
Carton Weight:35

Product Features

- 5" Solid wood feet - oval shape

Notes

- To configure workstations, customer is required to send drawing

Options

Metal Feet

- MTL10: Replace solid wood feet with metal feet, standard in MFW White - \$55 ea

Premium Metal Finish

- See Front of Price List for Premium Metal Finish Options  
- Premium Metal Finish for MTL10: Metal feet \$20 per foot

Power Entry Options

- Please check with general contractor before selecting a power option to see if it is required  
- NYPE and WCPE options need only be selected once per contiguous grouping of Honey panels  
- NYPE: New York Power Entry - \$425  
- WCPE: West Coast Power Entry - \$2695

2 Select Finish  
[Click to view finishes](#)

3 Combination Fabrics

Combination  
Fabric Option  
Not Available



Honey

90° Corner Panel Connector  
Two Way Corner Connector

[Click here to view statement of line](#)



1 Model  
HNY1055CP905

w" x d" x h"  
9.5 x 9.5 x 55

COM	COL	1	2	3	4	5	6	7	8	9	10	11/L1	12	13/L2
646	N/A	683	701	719	737	755	773	791	809	827	845	863	881	917

Upholstery Requirements  
Fabric yds: 1 Leather Sq. Ft.: N/A  
Carton Weight: 10

2 Select Finish

[Click to view finishes](#)

3 Combination Fabrics

Combination  
Fabric Option  
Not Available

Product Features

- 5" Solid wood feet - oval shape

Notes

- To configure workstations, customer is required to send drawing

Options

Metal Feet

- MTL10: Replace solid wood feet with metal feet, standard in MFW White  
- \$55 ea

Premium Metal Finish

- See Front of Price List for Premium Metal Finish Options  
- Premium Metal Finish for MTL10: Metal feet \$20 per foot

Honey

90° Corner Panel Connector  
Three Way Corner Connector

[Click here to view statement of line](#)



1 Model  
HNY1655CP906

w" x d" x h"  
16 x 9.5 x 55

COM	COL	1	2	3	4	5	6	7	8	9	10	11/L1	12	13/L2
893	N/A	967	1003	1039	1075	1111	1147	1183	1219	1255	1291	1327	1363	1435

Upholstery Requirements  
Fabric yds: 2 Leather Sq. Ft.: N/A  
Carton Weight: 15

2 Select Finish

[Click to view finishes](#)

3 Combination Fabrics

Combination  
Fabric Option  
Not Available

Product Features

- 5" Solid wood feet - oval shape

Notes

- To configure workstations, customer is required to send drawing

Options

Metal Feet

- MTL10: Replace solid wood feet with metal feet, standard in MFW White  
- \$55 ea

Premium Metal Finish

- See Front of Price List for Premium Metal Finish Options  
- Premium Metal Finish for MTL10: Metal feet \$20 per foot

Honey

90° Corner Panel Connector  
Four Way Corner Connector

[Click here to view statement of line](#)



1 Model  
HNY1655CP907

w" x d" x h"  
16 x 16 x 55

COM	COL	1	2	3	4	5	6	7	8	9	10	11/L1	12	13/L2
1184	N/A	1267	1308	1349	1390	1431	1472	1513	1554	1595	1636	1677	1718	1800

Upholstery Requirements  
Fabric yds: 2.25    Leather Sq. Ft.: N/A  
Carton Weight: 20

2 Select Finish

[Click to view finishes](#)

3 Combination Fabrics

Combination  
Fabric Option  
Not Available

Product Features

- 5" Solid wood feet - oval shape

Notes

- To configure workstations, customer is required to send drawing

Options

Metal Feet

- MTL10: Replace solid wood feet with metal feet, standard in MFW White  
- \$55 ea

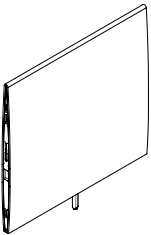
Premium Metal Finish

- See Front of Price List for Premium Metal Finish Options  
- Premium Metal Finish for MTL10: Metal feet \$20 per foot

Honey

90° Adder Panel  
No Power Access

[Click here to view statement of line](#)



1 Model  
HNY5455AP904

w" x d" x h"  
53.5 x 3 x 55

COM	COL	1	2	3	4	5	6	7	8	9	10	11/L1	12	13/L2
1468	N/A	1598	1662	1726	1790	1854	1918	1982	2046	2110	2174	2238	2302	2430

Upholstery Requirements  
Fabric yds: 3.5    Leather Sq. Ft.: N/A  
Carton Weight: 35

2 Select Finish

[Click to view finishes](#)

3 Combination Fabrics

Combination  
Fabric Option  
Not Available

Product Features

- 5" Solid wood feet - oval shape

Notes

- To configure workstations, customer is required to send drawing  
- Panel overall height is 55" with feet. Panel overall height without feet is 50"

Options

Metal Feet

- MTL10: Replace solid wood feet with metal feet, standard in MFW White  
- \$55 ea

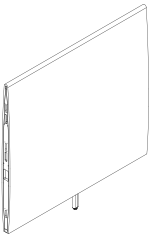
Premium Metal Finish

- See Front of Price List for Premium Metal Finish Options  
- Premium Metal Finish for MTL10: Metal feet \$20 per foot

Honey

90° Adder Panel  
Single Sided Access

[Click here to view statement of line](#)



1 Model  
HNY5455AP910

w" x d" x h"  
53.5 x 3 x 55

COM	COL	1	2	3	4	5	6	7	8	9	10	11/L1	12	13/L2
1520	N/A	1650	1714	1778	1842	1906	1970	2034	2098	2162	2226	2290	2354	2482

Upholstery Requirements  
Fabric yds: 3.5 Leather Sq. Ft.: N/A  
Carton Weight: 35

Product Features

- 5" Solid wood feet - oval shape
- Panel features access panel for wire management

Notes

- To configure workstations, customer is required to send drawing
- Panel overall height is 55" with feet. Panel overall height without feet is 50"
- Removable panel allows wire access for cable management

2 Select Finish

[Click to view finishes](#)

3 Combination Fabrics

Combination  
Fabric Option  
Not Available

Options

Metal Feet

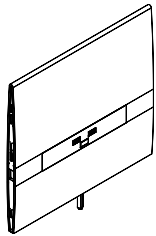
- MTL10: Replace solid wood feet with metal feet, standard in MFW White
- \$55 ea

Premium Metal Finish

- See Front of Price List for Premium Metal Finish Options
- Premium Metal Finish for MTL10: Metal feet \$20 per foot

Honey  
90° Single Sided Power Panel  
Power Panel

[Click here to view statement of line](#)



1 Model  
HNY5455PP911

w" x d" x h"  
53.5 x 3 x 55

COM	COL	1	2	3	4	5	6	7	8	9	10	11/L1	12	13/L2
1800	N/A	1930	1994	2058	2122	2186	2250	2314	2378	2442	2506	2570	2634	2762

Upholstery Requirements  
Fabric yds: 3.5 Leather Sq. Ft.:N/A  
Carton Weight:35

2 Select Finish  
[Click to view finishes](#)

3 Combination Fabrics

Combination  
Fabric Option  
Not Available

Product Features

- 5" Solid wood feet - oval shape
- 4 power outlets with 1 telecom plate, see options below for telecom plate

Notes

- To configure workstations, customer is required to send drawing
- Panel overall height is 55" with feet. Panel overall height without feet is 50"
- Jumper(s) or hardwired infeed must be selected to power workstations. See options below.

Options

Metal Feet

- MTL10: Replace solid wood feet with metal feet, standard in MFW White - \$55 ea

Jumper(s) and Infeed

- Specify Jumper or Infeed to power workstations
- JC70:70" Length Jumper-Passes through corner post connecting 2 panels-\$195
- JC140: 140" Length Jumper-passes through one 54" added panel connecting 3 panels-\$285
- JC210: 210" Length Jumper-passes through (2) 53" added panels connecting 4 panels-\$375
- JC280: 280" Length Jumper- passes through (3) 53" added panels connecting 5 panels-\$465
- JC115: 115" Length Jumper-passes through one 34" adder panel connecting (3) panels-\$255
- CPF72: 72" corded power feed -\$290
- HPF192: 192" hardwired power feed -\$365

Telecom Plates

- Each power unit has 1 plate. All telecom connectors sold separately.
- RJ45 (1) - \$55, RJ45 (2) - \$110, RJ45 (3) - \$165, USB (1) - \$70, USB (2) - \$140, RJ45/USB - \$125, RJ45/HDMI - \$210, HDMI/USB - \$205

Premium Metal Finish

- See Front of Price List for Premium Metal Finish Options
- Premium Metal Finish for MTL10: Metal feet \$20 per foot

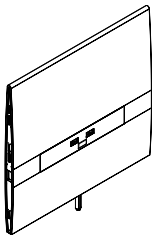
Chicago Power Option

- Please check with general contractor before selecting this option to see if Chicago Power is required
- CSSPP: Single Sided Power Panel - \$25

Honey

90° Double Sided Power Panel  
Power Panel

[Click here to view statement of line](#)



1 Model  
HNY5455PP912

w" x d" x h"  
53.5 x 3 x 55

COM	COL	1	2	3	4	5	6	7	8	9	10	11/L1	12	13/L2
1594	N/A	1724	1788	1852	1916	1980	2044	2108	2172	2236	2300	2364	2428	2556

Upholstery Requirements  
Fabric yds: 3.5 Leather Sq. Ft.:N/A  
Carton Weight:35

2 Select Finish  
[Click to view finishes](#)

3 Combination Fabrics

Combination  
Fabric Option  
Not Available

Product Features

- 5" Solid wood feet - oval shape
- Double sided power panel, each panel side features 4 power outlets with 1 telecom plate. See options below for telecom plate

Notes

- To configure workstations, customer is required to send drawing
- Panel overall height is 55" with feet. Panel overall height without feet is 50"
- Jumper(s) or hardwired infeed must be selected to power workstations. See options below.

Options

Metal Feet

- MTL10: Replace solid wood feet with metal feet, standard in MFW White - \$55 ea

Jumper(s) and Infeed

- Specify Jumper or Infeed to power workstations
- JC70:70" Length Jumper-Passes through corner post connecting 2 panels-\$195
- JC140: 140" Length Jumper-passes through one 54" added panel connecting 3 panels-\$285
- JC210: 210" Length Jumper-passes through (2) 53" added panels connecting 4 panels-\$375
- JC280: 280" Length Jumper- passes through (3) 53" added panels connecting 5 panels-\$465
- JC115: 115" Length Jumper-passes through one 34" adder panel connecting (3) panels-\$255
- CPF72: 72" corded power feed -\$290
- HPF192: 192" hardwired power feed -\$365

Telecom Plates

- Each power unit has 1 plate. All telecom connectors sold separately.
- RJ45 (1) - \$55, RJ45 (2) - \$110, RJ45 (3) - \$165, USB (1) - \$70, USB (2) - \$140, RJ45/USB - \$125, RJ45/HDMI - \$210, HDMI/USB - \$205

Premium Metal Finish

- See Front of Price List for Premium Metal Finish Options
- Premium Metal Finish for MTL10: Metal feet \$20 per foot

Chicago Power Option

- Please check with general contractor before selecting this option to see if Chicago Power is required
- CDSPP: Double Sided Power Panel - \$50



Panels  
not included

[Click here to view statement of line](#)

Product Features

- 1" Thick top
- Bar height 42", desk height 29"
- Ships KD
- T75 worksurface wire cutout is standard on all worksurfaces.(T75D: Delete cutout is optional)

Notes

- PANELS NOT INCLUDED

Options

Wire Tray / Premium Metal Finish

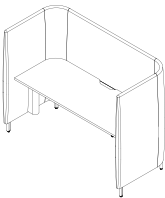
- WMT: Wire metal tray. Mounts under top and comes standard in MFW White - \$210

Premium Metal Finish

- See Front of Price List for Premium Metal Finish Options
- Premium Metal Finish for WMT wire management tray - \$75 ea

1 Select Model		Standard Veneer Top		Premium Veneer Top		High Pressure Laminate Top		Thermally Fused Laminate Top	
w" x d" x h"									
Bar Height 42"									
67 x 26 x 1	55	HNY6726WT160W	1434	"P" Option N/A		HNY6726WT160G	1217	HNY6726WT160M	804
47 x 26 x 1	50	HNY4726WT160W	1362	"P" Option N/A		HNY4726WT160G	1170	HNY4726WT160M	768
Desk Height 29"									
67 x 26 x 1	55	HNY6726WT162W	1434	"P" Option N/A		HNY6726WT162G	1217	HNY6726WT162M	804
47 x 26 x 1	50	HNY4726WT162W	1362	"P" Option N/A		HNY4726WT162G	1170	HNY4726WT162M	768
2 Select Finish									
		Click to view finishes				Click to view finishes		Click to view finishes	
3 Select Feet Finish									
Feet N/A									
Click to view finishes									
4 Select Edge									
Click to view edges		<div><div>Cliff-1</div><div>Veneer</div></div> <div><div>Cliff-2</div><div>Black</div></div> <div><div>Cliff-3</div><div>White</div></div>				<div><div>Cliff-1</div><div>Matching</div></div> <div><div>Cliff-2</div><div>Black</div></div> <div><div>Cliff-3</div><div>White</div></div>		<div><div>Flat-2</div><div>Black</div></div> <div><div>Flat-3</div><div>White</div></div> <div><div>Flat-4</div><div>Matching</div></div>	
		<div><div>Flat-1</div><div>Veneer</div></div> <div><div>Flat-2</div><div>Black</div></div> <div><div>Flat-3</div><div>White</div></div>				<div><div>Flat-1</div><div>Matching</div></div> <div><div>Flat-2</div><div>Black</div></div> <div><div>Flat-3</div><div>White</div></div>			





1 Select Model

w" x d" x h"	Weight
66 X 25 X 1	110
46 X 25 X 1	100

Standard Veneer Top

HNY6727WT163W	4159
HNY4727WT163W	4089

Premium Veneer Top

"P" Option N/A
"P" Option N/A

High Pressure Laminate Top

HNY6727WT163G	3942
HNY4727WT163G	3895

Thermally Fused Laminate Top

HNY6727WT163M	3528
HNY4727WT163M	3493

Panels  
not included

[Click here to view statement of line](#)

Product Features

- Worksurfaces are 1" thick.
- Lift standard in MFW White, optional MFB Black
- Ships KD
- Wire management tray attaches to worksurface top, standard in MFW White, see premium Metal Finish for options

Notes

- 1" Gap between worksurface and panels to drop wires below worksurface
- Metal parts include 5 year warranty
- Programmable height adjustable mechanism, motor includes 2 year warranty
- Height adjustable top with mechanism and wire tray only, panels not included

Options

Premium Metal Finish

- See Front of Price List for Premium Metal Finish Options
- Premium Metal Finish for WMT wire management tray - \$75 ea

2 Select Finish

[Click to view finishes](#)

[Click to view finishes](#)

[Click to view finishes](#)

3 Select Feet Finish

Feet N/A

[Click to view finishes](#)

4 Select Edge


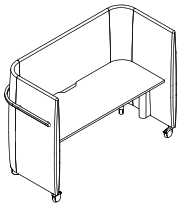
[Click to view edges](#)





1 Select Model		Standard Veneer Top		Premium Veneer Top		High Pressure Laminate Top		Thermally Fused Laminate Top	
w" x d" x h"		Upholstered Panels - COM\$		Upholstered Panels - COM\$		Upholstered Panels - COM\$		Upholstered Panels - COM\$	
73 x 34 x 55	200	HNY7334FT569W	7149	"P" Option N/A		HNY7334FT569G	6933	HNY7334FT569M	6520
54 x 34 x 55	180	HNY5434FT569W	6551	"P" Option N/A		HNY5434FT569G	6360	HNY5434FT569M	5958

1 



1 Select Model  
w" x d" x h"

Weight		Standard Veneer Top Upholstered Panels - COM\$	
73 x 34 x 55	245	HNY7334HA569W	9875
54 x 34 x 55	225	HNY5434HA569W	9278

Premium Veneer Top Upholstered Panels - COM\$

"P" Option N/A  
"P" Option N/A

High Pressure Laminate Top Upholstered Panels - COM\$

HNY7334HA569G	9658
HNY5434HA569G	9085

Thermally Fused Laminate Top Upholstered Panels - COM\$

HNY7334HA569M	9244
HNY5434HA569M	8682

[Click here for Graded In Pricing](#)

2 Select Finish

Top Finishes

[Click to view finishes](#)

Top Finishes

[Click to view finishes](#)

Top Finishes

[Click to view finishes](#)

3 Select Handrail Finish

[Click to view finishes](#)

4 Select Edge

[Click to view edges](#)



[Click here to view statement of line](#)

Product Features

- 1" Gap between worksurface and panels to drop wires below worksurface
- Programmable height adjustable mechanism, motor includes 2 year warranty
- Wood hand rails around outside mounted on wood standoffs
- 2 locking and 2 non-locking casters. Available in BK: Black (standard) or GR: Grey (optional)
- Adjustable height from 27" to 47.5" with a maximum weight capacity of 275 lbs. Lift standard in MFW White, optional MFB Black
- HNY6625WT163 Height Adjustable worksurfaces is included
- Wire management tray attaches to worksurface top, standard in MFW White, see premium Metal Finish for options
- T75 worksurface wire cutout is standard on all worksurfaces.(T75D: Delete cutout is optional)

Notes

- Handrails are not available in WOW Clear Walnut

Options

Accessories

- K28: Articulating Keyboard w/ Mouse - \$390
- K31-SK: Center drawer w/ skirt - \$310
- K31: Center drawer w/o skirt - \$205

Casters

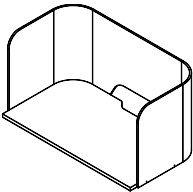
- 2 locking and 2 non-locking casters. Available in BK: Black (standard) or GR: Gray (optional)

Premium Metal Finish

- See Front of Price List for Premium Metal Finish Options
- Premium Metal Finish for WMT Wire Management Tray - \$75 ea
- Premium Metal Finish for PCEB Concealed Floor Power Infeed Cover - \$35

Tully Inline Power

- PD-TULLY-IN-72: 2 power/dual USB up, 4 power down, 72" power cord - \$660
- PD-TULLY-IN-120: 2 power/dual USB up, 4 power down, 120" power cord - \$682



Top  
not included

1 Select Model		Worksurface Screen	
w" x d" x h"	Weight	PET	
46 x 23 x 24	10	PS46	514
66 x 23 x 24	10	PS66	536
2 Select Finish		Finish N/A	
3 Select Edge		Edge N/A	
4 Select acoustic color			
Click to view PET options		Light Gray 03	
		Canela 04	
		Cardamom 05	
		Cacao 06	
		Dawn 07	
		Dusk 08	
		New Moon 09	
		Dark Gray 17	
		Pure Gray 34	
		Ivory 44	
		Heathered Granite 71	

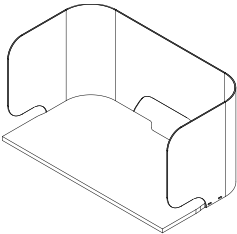
[Click here to view statement of line](#)

Product Features


- Screen attaches to worksurface top
- PET Screen 1/2" thick with rounded corners
- Composed of 100% polyester fiber
- 50% post-consumer recycled content
- Adds additional acoustical absorption

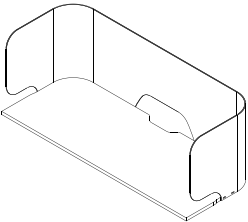
Notes

- Available on both 47" and 67" worksurfaces
- Only available on Height Adjustable Worksurfaces



Top  
not included

1 Select Model		Worksurface Screen Frosted Acrylic		Worksurface Screen Matte White Acrylic		Worksurface Screen Matte Black Acrylic	
w" x d" x h"	Weight						
46 x 24 x 24	20	AS46AF	1816	AS46AW	1952	AS46AB	1952
2 Select Finish		Finish N/A					
3 Select Feet Finish		Feet N/A					
4 Select Edge							
Click to view edges		 Flat					
		 Flat					
		 Flat					



Top  
not included

1 Select Model		Worksurface Screen Frosted Acrylic		Worksurface Screen Matte White Acrylic		Worksurface Screen Matte Black Acrylic	
w" x d" x h"	Weight						
66 x 24 x 24	20	AS66AF	2052	AS66AW	2188	AS66AB	2188

Style Number	List Price
WMS1 - Fabric	\$77
WMS3 - Neoprene	\$88

Specifications

- › Dimensions: 30" x 1.5" diameter
- › Attaches to wire basket
- › Zips up, bundles and routes loose, messy cables into a single tube
- › Routes and guides cables from Honey height adjustable worksurface to power panel
- › Accommodates large or small cables, up to 10 cords at once
- › WMS1: Fabric wire manager matches panel fabric. Not sold separately from panels.
- › WMS3 : Neoprene wire manager

Available: Honey




Honey Options

Wire Management Sleeve



Neoprene Colors




Style Number	List Price
HBC: 4 Worksurface Reconfiguration Covers	\$109

Honey has the ability to adapt with your office as you modify seating positions. The panels can be reconfigured to allow additional workspaces or to modify workspaces to lounge areas. When worksurface are attached to a panel, mounting is required. The Worksurface Reconfiguration Covers allow those mounting positions to be concealed. These covers simply press fit into the Honey panels.

Available: Honey

Standard Colors

STANDARD      OPTIONAL



MFW White  
Satin Finish  
(Standard)



MFB Black  
Satin Finish  
(Optional - N/C)

Honey Options





DARRAN®

Trek Desktop LED Task Light

Style Number	List Price
TSATL-CM Clamp Mount	\$584
TSATL-SM Surface Mount	\$556
TSATL-FBU Freestanding Base w/ USB	\$693
Trek - Includes 9.5" Extended Arm	
TDATL-CM Clamp Mount	\$649
TDATL-SM Surface Mount	\$622
TDATL-FBU Freestanding Base w/ USB	\$758
HTLOCS - Occupancy sensor, option	\$93

\*Surface Mount application requires field installation, 2-1/8" grommet hole bored on site.

Specifications

- › Made with fully-recyclable aluminum and plastic.
- › ENERGY CONSUMPTION:7.2 system watts; 13.5 system watts with USB
- › NUMBER OF LEDS:18 fractional LEDs
- › LIGHT OUTPUT: 294 lumens
- › EFFICACY: 41 Lm/W
- › LED RATED LIFESPAN: > 50,000 hours
- › COLOR TEMPERATURE: 3500K
- › COLOR RENDERING INDEX: 85
- › BRIGHTNESS ADJUSTABILITY: 100%–15% continuous
- › AUTO SHUT OFF: after 10 hours
- › USB CHARGE PORT: dedicated Type-A connector 5V, 1.2A max
- › POWER SUPPLY: 18-watt wall transformer with 9' black cord
- › CORD: 3' silver cord with quick connector
- › ETL listed: compliant to UL 153/8750 & CSA C22.2, No. 250.4; FCC Part 15 Class B; TAA; BAA; CEC Title 20
- › WARRANTY: 10 years fixture, 5 years power supply

Available: All DARRAN collections



Honey Options



Surface Mount



Clamp Mount



Freestanding with USB Mount

Select Finish Color



Coat Hook

Style Number	List Price
HSCH (Single Sided)	\$104
HDCH (Double Sided)	\$153


Specifications

- > Decorative finished coat hook.
- > Available in White or Black Standard Metal Finish. Premium finishes are available.
- > Coat hook slides into position on the tops of the Honey panel system and can be easily repositioned.
- > Available in single or double sided coat hook.
- > Each hook can hold weight up to 50lbs.

Note:  
Signage Company can add vinyl lettering to feature a person's name, logo, etc.

Available: Honey

Standard Colors - Available in single or double sided coat hook



MFW White  
Satin Finish  
(Standard)

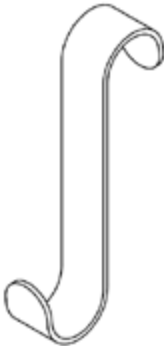


MFB Black  
Satin Finish  
(Optional - N/C)

Premium Colors - +\$50



HDCH (Double Sided)



HSCH (Single Sided)

Style Number	List Price
HPH	\$55

Specifications

- › 360° swivel rotation
- › Under surface mounted
- › Holds up to 25lbs
- › Notched grooves in the base provide four stop points at 90 degree intervals where hook clicks into place while rotating.

Available: All DARRAN collections

Standard Finishes

White

Black



Style Number	List Price
HDMB	\$273

Specifications

- › Dry erase marker board, available in White Metal Finish
- › Single side use; marker boards can nest together for double sided application.
- › Marker board slides into position on the tops of the Honey panel system and can be easily repositioned.

Available: Honey



Hanging Planter


Style Number	List Price
HHP1 (Rounded Ceramic)	\$159
HHP2 (Cylindrical Stone Powder)	\$276

Specifications

- > Mounted to metal panel hook.
- > No drainage holes.
- > Metal hooks available in White or Black Standard Metal Finish. Premium finishes are available.
- > Hanging planter comes in a rounded ceramic or cylindrical stone powder.

Available: Honey

Standard Colors (Metal)



MFW White  
Satin Finish  
(Standard)



MFB Black  
Satin Finish  
(Optional - N/C)

Premium Colors (Matte) - +\$50

Honey Options



Style Number	List Price
HTC	\$415

Specifications

- › Size: 7.5" diameter x 10.7" high
- › Easy-push swing lid allows you to store in plain sight; the trash is contained and out of view.
- › Attaches to inside corner of Honey workstation configurations.
- › Trash can sits on 3/4" thick wood round disc.
- › Easy to clean. Wipe clean with a damp cloth. The durable interior can be rinsed out with mild soap and water when needed.
- › Made of durable BPA and Chlorine-free shatter-resistant plastic.
- › Standard with removable lid.

Available: Honey

Honey Options



Step 1: Select Wastebasket Color



White/Gray



Charcoal



Black

Step 2: Select wood finish for base

Aircharge wireless charging grommet

Style Number	List Price
 ACWG WIRELESS GROMMET	\$213

Specifications

- › When used with GROVE Tables an additional \$350 LIST will apply for the special cutout required.
- › AirCharge offers a convenient way to charge any Qi compatible smartphone or device without the need to carry charging cables or find an available power outlet.
- › The Aircharge is powered by the latest Qi compliant IC offering reliable and efficient wireless charging in a convenient 3" grommet hub. Simply place your phone on the Aircharge and an LED will confirm pairing and begin wireless charging.
- › Recess: Efficient space conservation and quick access
- › Input: DC 5V (with included AC power adapter), DC 9V, 1.67A (with optional QC 2.0 power adapter)
- › Output: 5 watts Max. with DC 5V, 2A power adapter, 10 watts Max. with QC 2.0 power adapter
- › Qi V1.2 compliant IC
- › Charging distance: 6mm Max.

Available: All DARRAN collections



Cove power unit - non-linking

Style Number	List Price
 PD-COVE PLUG Non-linking version	\$600

Specifications

- › Size 5.75"L x 2.5"W
- › (2) 15 Amp Receptacles and (2) USB charging ports
- › Surface Mount
- › 108" Cord
- › Standard Silver Finish. Available in White or Black Finish upon request
- › ETL Listed

Available: All DARRAN collections





Soba wire manager

Style Number	List Price
STARTER UNITS	
SCDW	\$218
White wire manager	
SCDB	\$218
Black wire manager	



Specifications

- › Dimensions: 9ft x 9in x 3.15in
- › Zips up, bundles and routes loose, messy cables into a single tube
- › Routes and guides cables behind desks, TVs, and anywhere cables tend to get messy
- › Accommodates large or small cables, up to three cables at once
- › Support channels, used to route cables, include powerful adhesive backing which allows easy attachment to surfaces.

Available: All DARRAN collections



VILLA Power unit with daisylink


Style Number	List Price
STARTER UNITS	
 VIL-DCH HARDWIRED	\$975
Includes (1) Villa unit with 120" Hardwire Infeed	
 VIL-DCP PLUG	\$975
Includes (1) Villa with Plug Infeed - Includes 72" Cord and 32" Infeed Jumper for 104" total cord infeed	
ADDITIONAL LINKING UNITS	
VIL-DCL ADDITIONAL	\$950
(Includes linking Villa and Jumper cable up to 96")	

Specifications

- › Size: Top Grommet 5.68"L X 3.39"W; Under Top 12"L x 3.13"W x 3.08"D
- › (4) Power receptacles; (2) surface and (2) undersurface, (2) 2.1A USB charging ports and (1) Knockout for RJ45 Data Port
- › Surface Mount
- › Daisy Chain - Hardwire Max (10) Units, Plug/Corded Max (5) Units
- › Standard Silver Finish. Black Finish available upon request
- › UL or ETL Certified

Available: All DARRAN collections, excludes grove

RJ45 Knockout	
RJ45 (1)	\$55




Tully power unit

Style Number	List Price
 PD-TULLY	\$349


Specifications

- › 5.5" W x 3.2" H x 1.81" D
- › Finish: Smooth molded plastic integrated within a single piece cover
- › Mounts to the edge of your work surface, with no table cut outs or installation required.
- › (2) Power receptacles, (2) USB 2.1 Amp ports
- › 72" Cord (10' cord available, contact customer service).
- › Standard in White. Available in gray, black, neon red, harvest pumpkin, light green, daisy blue.
- › UL310, Class 2, FCC Part 15A approved
- › Clamp accessory accommodates table thickness from .75"-1.5"

Available: Honey, EdgeWorks, NSS Open



Tully Inline Power unit

Style Number	List Price
 PD-Tully-IN72 72" Cord	\$660
PD-Tully-IN120 120" Cord	\$682

Specifications

- PD TULLY Worksurface Unit
- > 5.5" W x 3.2" H x 1.81" D
  - > Finish: Smooth molded plastic integrated within a single piece cover
  - > Mounts to the edge of your work surface, with no table cut outs or installation required.
  - > (2) Power receptacles, (2) USB 2.1 Amp ports
  - > 72" and 120" Plug Cord
  - > Standard in White. Available in gray, black, neon red, harvest pumpkin, light green, daisy blue.
  - > UL310, Class 2, FCC Part 15A approved
  - > Clamp accessory accomodates table thickness from .75"-1.5"








- Tully Under Worksurface Unit
- > 11.75" x 2.5" x 2.05"
  - > 4 - 15A, AC Power Outlets mounted under the worksurface
  - > 24" Cord that connects to PD Tully
  - > Comes with wire manager hooks to secure power cord when not in use
  - > UL 962A Listed, UL 1310 Recognized, Meets UL Spill Requirements, Class 2, FCC Part 15 A Approved

Available: All Collections


Power & Data Options



Power Unit Color

			
White	Gray	Black	Neon Red
			
Harvest Pumpkin	Light Green	Blue Daisy	

Cord Color

	
White	Black

Keno power unit

Style Number

List Price




PD-KENO

\$213

Specifications

- > Size 5.5"L x 2.125"W x 2.5"H
- > 2 TR AC Outlets
- > 1 4.2A USB module w/ 2 charging ports
- > 10' Power cord

Available: Honey, EdgeWorks, NSS Open



White



Black

Nuuk single power unit with undersurface mount

Style Number	List Price
 PD-NUUK1-UM	\$317

Specifications

- > 1 AC receptacle with (1.5A) and fast-charging (2.4A) USB ports for rapid re-charging
- > 6' Power cord, available in black or white
- > Optional fabric woven cord in Graphite or Ivory - \$50
- > UL962A listed
- > UL1310 listed power supply
- > Size: 4.44"L x 4.11"x 2.33H
- > Undersurface mount




Available: On all DARRAN collections







Step 1: Select Body Color

 White	 Black	 Cayenne	 Clementine	 Cranberry
 Currant	 Dijon	 Eggplant	 Forest	 Goldenrod
 Grape	 Gulf	 Kiwi	 Maize	 Marine
 Merlot	 Ocean	 Paprika	 Pineapple	 Porcelain
 Pumpkin	 Punch	 Raisin	 Silver-Sage	 Silver
 Sky	 Spruce	 Teal	 Tranquil	

Step 2: Select AC Receptacle Color

 White	 Linen	 Black
----------------------------------------------------------------------------------------------	----------------------------------------------------------------------------------------------	----------------------------------------------------------------------------------------------

Step 3: Select Cord Color

 Ivory +\$50	 Graphite +\$50	 Black	 White
------------------------------------------------------------------------------------------------------	---------------------------------------------------------------------------------------------------------	------------------------------------------------------------------------------------------------	------------------------------------------------------------------------------------------------

Nuuk dual power unit with undersurface mount

Style Number	List Price
 PD-NUUK2-UM	\$366

Specifications

- > 2 AC receptacle with (1.5A) and fast-charging (2.4A) USB ports for rapid re-charging
- > 6' Power cord, available in black or white
- > Optional fabric woven cord in Graphite or Ivory - \$50
- > UL962A listed
- > UL1310 listed power supply
- > Size: 6.11"L x 4.11"W x 2.33"H
- > Undersurface mount




Available: All DARRAN collections







Step 1: Select Body Color

 White	 Black	 Cayenne	 Clementine	 Cranberry
 Currant	 Dijon	 Eggplant	 Forest	 Goldenrod
 Grape	 Gulf	 Kiwi	 Maize	 Marine
 Merlot	 Ocean	 Paprika	 Pineapple	 Porcelain
 Pumpkin	 Punch	 Raisin	 Silver-Sage	 Silver
 Sky	 Spruce	 Teal	 Tranquil	

Step 2: Select AC Receptacle Color

 White	 Linen	 Black
----------------------------------------------------------------------------------------------	----------------------------------------------------------------------------------------------	----------------------------------------------------------------------------------------------

Step 3: Select Cord Color

 Ivory +\$50	 Graphite +\$50	 Black	 White
------------------------------------------------------------------------------------------------------	---------------------------------------------------------------------------------------------------------	------------------------------------------------------------------------------------------------	------------------------------------------------------------------------------------------------

Nuuk single power unit with clamp






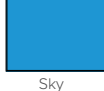


Style Number	List Price
 PD-NUUK1-CL	\$355

Specifications




- > 1 AC receptacle with (1.5A) and fast-charging (2.4A) USB ports for rapid re-charging
- > 6' Power cord, available in black or white
- > Optional fabric woven cord in Graphite or Ivory - \$50
- > UL962A listed
- > UL1310 listed power supply
- > Size: 4.44"L x 4.35"W x 3.03"H
- > Clamp mount: clamps onto surfaces of 3/4-1-1/4" thickness

Available: On all DARRAN collections, excluding Grove





Step 1: Select Body Color

				
White	Black	Cayenne	Clementine	Cranberry
				
Currant	Dijon	Eggplant	Forest	Goldenrod
				
Grape	Gulf	Kiwi	Maize	Marine
				
Merlot	Ocean	Paprika	Pineapple	Porcelain
				
Pumpkin	Punch	Raisin	Silver-Sage	Silver
				
Sky	Spruce	Teal	Tranquil	

Step 2: Select AC Receptacle Color

		
White	Linen	Black

Step 3: Select Cord Color

			
Ivory +\$50	Graphite +\$50	Black	White





Nuuk dual power unit with clamp

Style Number	List Price
 PD-NUUK2-CL	\$409

Specifications

- > 2 AC receptacle with (1.5A) and fast-charging (2.4A) USB ports for rapid re-charging
- > 6' Power cord, available in black or white
- > Optional fabric woven cord in Graphite or Ivory - \$50
- > UL962A listed
- > UL1310 listed power supply
- > Size: 6.11"L x 4.35"W x 2.33"H
- > Clamp mount: clamps onto surfaces of 3/4-1-1/4" thickness

Available: All DARRAN collections, excluding Grove





Step 1: Select Body Color

				
White	Black	Cayenne	Clementine	Cranberry
				
Currant	Dijon	Eggplant	Forest	Goldenrod
				
Grape	Gulf	Kiwi	Maize	Marine
				
Merlot	Ocean	Paprika	Pineapple	Porcelain
				
Pumpkin	Punch	Raisin	Silver-Sage	Silver
				
Sky	Spruce	Teal	Tranquil	

Step 2: Select AC Receptacle Color

		
White	Linen	Black

Step 3: Select Cord Color

			
Ivory +\$50	Graphite +\$50	Black	White

